Second Quarter 2016 Progress Report

Whirlpool Facility
Fort Smith, Arkansas

Prepared for:
Whirlpool Corporation

Prepared by:
Ramboll Environ US Corporation

Date:
August 2016

Project Number:
34-37500P

RAMBOLL ENVIRON

Second Quarter 2016 Progress Report
April 1, 2016 through June 31, 2016
Whirlpool Facility - Fort Smith, Arkansas

1. INTRODUCTION

This quarterly report has been prepared in accordance with the Remedial Action Decision Document (RADD) issued by the Arkansas Department of Environmental Quality (ADEQ) on December 27, 2013 and updated in November 2015, for the Whirlpool Fort Smith, Arkansas, site (Site). This Second Quarter Progress Report (Report) is not forward looking. This report includes a description of the work completed during the second quarter of 2016, findings of the activities completed in this reporting period, issues identified and resolved, and deviations or schedule adjustments from plans and correspondence submitted to the ADEQ. Details supporting the Summary of Findings are provided in the documents attached to this Report.

2. SUMMARY OF FINDINGS

- Groundwater monitoring data suggests natural attenuation of trichloroethene (TCE) is continuing to occur via a combination of biological and other natural attenuation mechanisms in both onsite and offsite groundwater.
- The location of the hydraulic divide between the north and south groundwater plume boundaries continued to be south of Ingersoll Avenue, which is consistent with previous reporting periods and historic results.
- The installation of eight sentinel wells to the south of the former manufacturing building has refined the understanding of the southern flow regime where the hydraulic gradient is gradual to the south beneath the facility but steepens to the east and to the southwest beyond the former manufacturing building.
- Second quarter groundwater monitoring data re-confirms broadly decreasing to stable trends for TCE concentrations.
  - Plume boundary well data continue to show results generally consistent with historical TCE concentrations.
  - Offsite groundwater data are similar to previous monitoring events and continue to show predominantly decreasing to stable TCE concentration trends.
  - Onsite groundwater data continue to show predominantly decreasing to stable TCE concentration trends. The data demonstrates the positive influence of the in-situ chemical oxidation (ISCO) injections.
- Based on second quarter groundwater data, the average minimum and maximum quantities of TCE in groundwater associated with the Site has been assessed again for the north, south, and northeast groundwater plumes. The quantity of TCE in the north plume is estimated to range from less than 1 gallon to 2 gallons, the total quantity of TCE in the south plume is estimated to range from 9 to 31 gallons, and the quantity of TCE in the northeast plume is estimated to contain less than 1 gallon; for a combined volume of TCE in groundwater ranging from 11 to 34 gallons. The north plume remains with the boundaries of the properties north of the site with deed restrictions precluding installation of wells (i.e. well ban area), the south plume remains on the property, and the northeast plume extends beyond the northeast property boundaries but no off-site

monitoring exhibit concentrations of MCLs regarding the northeast plume. See Section 4 of this report for the total estimated quantity of TCE in groundwater and soil at the site.

- Risk estimates for vapor intrusion from groundwater in the neighborhood remain below ADEQ's risk management limits of 10^{-4} and 1 for cumulative cancer risk and non-cancer hazards, respectively.
- Vapor intrusion modeling using perched water confirms the modeling results using volatile organic compound (VOC) concentrations in water collected from groundwater monitoring wells.
- There are no identified TCE impacts to offsite surface water or sediment.
- Monitoring to assess the impact of ISCO injection events measured decreases in TCE concentrations in groundwater source area wells, the supplemental neck area, and Areas 2 and 3 of approximately 79%, 96% and 86%, respectively from 2014 through the second quarter of 2016 (Attachment A – Groundwater Monitoring Report and the Groundwater Monitoring Plan (August 2016) provide more discussion regarding rebound and TCE concentration reduction after ISCO treatment).
- Monitoring to assess the impact of ISCR injection has shown TCE concentration decreases in area wells by up to 74%.

3. REVIEW OF ACTIVITIES COMPLETED – SECOND QUARTER 2016

During the weeks of April 18, 2016 and between May 2 and 5, 2016, Second Quarter 2016 groundwater samples were collected via low flow sampling methodologies. Groundwater samples were collected from a total of 104 wells to assist in evaluating the entire Site including the northeast corner, Boys and Girls Club property, ISCO monitoring, ISCR pilot study monitoring, and plume definition. The groundwater samples were analyzed for parameters as outlined in the RADD except for perched groundwater wells and select temporary ISCR monitoring wells which were analyzed for VOCs only.

In addition to the RADD required sampling, additional groundwater samples were collected from select wells concurrent with the second quarter groundwater sampling event to evaluate the performance of ISCO and ISCR events completed in accordance with ADEQ approved permits. The data from the ISCO and ISCR performance monitoring is presented and evaluated in the Second Quarter 2016 Groundwater Monitoring Report (Attachment A).

Key second quarter observations based on the groundwater monitoring data include the following:

- The groundwater potentiometric surface observed during the second quarter event is consistent with that historically observed at the Site except for the addition of a southwestern gradient in the southern plume identified due to the installation of sentinel wells.

- The direction of the lateral hydraulic gradient continues to be influenced by a divide located just south of Ingersoll Avenue with directions of the hydraulic gradient predominantly to the northeast and south on either side of the general divide.
  - Groundwater north of the divide is flowing in a northeasterly direction; and
  - Groundwater south of the divide is flowing in a south/southeasterly direction with a southwest component at the southwest corner of the facility.
- Second quarter event groundwater monitoring data shows predominantly stable to decreasing trends for TCE concentrations.
  - Plume boundary well data continue to show results predominantly consistent with historical TCE concentrations;
  - Offsite well data are similar to previous monitoring events and continue to show stable to decreasing TCE concentration trends; and
  - Onsite well data continue to show predominantly stable to decreasing TCE concentration trends; the data reflects the impact of the ISCO injections.
- The combination of chemical, geochemical and microbial data from the second quarter event are similar to the quarterly monitoring events from 2014 through the first quarter of 2016. The VOC results demonstrate that reductive dechlorination is occurring in various locations both on and offsite.
- The ISCO events performed in 2014 and 2015 continue to be effective with TCE concentration reductions through the second quarter of 2016 as follows:
  - Approximately 79% decrease at source area wells MW-25, MW-85 and MW-86;
  - Supplemental neck area decrease of approximately 96% since May 2014; and
  - Approximately 86% decrease at wells in Areas 2 and 3.

  The calculations for percent reduction in TCE concentrations in groundwater in the ISCO treatment areas will be modified in future progress and monitoring reports in accordance with the calculations and data presentation for rebound assessment presented in the revised Groundwater Monitoring Plan submitted to ADEQ on August 10, 2016.
- The ISCR event performed in September/October 2015 is proving to be effective with TCE concentrations reducing as follows:
  - The sum of the TCE concentrations for MW-61R, TMW-10 and TMW-11, 210 days after ISCR injection, showed a decreasing concentration trend from approximately 238 micrograms per liter (µg/L) to 136 µg/L (~43% decrease).
  - Monitoring to assess the impact of ISCR injection has shown TCE concentration decreases in area wells by up to 74%.

During the second quarter of 2016, a soil vapor sampling event was attempted the week of May 2, 2016. Soil vapor samples were not able to be collected this quarter. VP-9 did not contain water but collection of a soil vapor sample was not possible even after maintaining a sustained vacuum. Perched water filled the vapor points at locations VP-5, VP-6, VP-7, VP-8, VP-10, VP-

12, VP-14, and VP-15. The water in these vapor sampling points could not be purged from the sampling train. Water samples were collected from these points.

Key second quarter observations based on the soil vapor and shallow groundwater monitoring data include the following:

- Risk estimates for potential vapor intrusion from offsite groundwater into offsite residences are below ADEQ's risk management limits of 10^{-4} and 1 for cumulative cancer risk and non-cancer hazards, respectively.
- Vapor intrusion modeling using perched water confirms the modeling results using VOC concentrations in water collected from groundwater monitoring wells.

The Second Quarter 2016 Soil Vapor Monitoring/Vapor Intrusion Report further discusses the sampling event as well as evaluates the water and soil vapor data. This report is included as Attachment B.

During the second quarter of 2016 indoor air and sub-slab vapor samples were collected to evaluate the indoor air of the former manufacturing building. This report is pending.

4. QUANTITY OF TCE

Estimated average minimum and maximum quantities of TCE in groundwater were calculated for the Site using the results of the second quarter groundwater monitoring event. The distinction between the north and south groundwater plumes is identified based upon the consistent groundwater divide north of the Whirlpool manufacturing facility and south of Ingersoll Avenue and the reduction or elimination of TCE in groundwater near the hydraulic barrier. The quantity of TCE calculations are based on separating the northern and southern plumes at the hydraulic divide at the location of MW-24 (see Figures 2A and 2B, Attachment A – Second Quarter 2016 Groundwater Monitoring Report). The quantity of TCE in the northeast plume is also included in the calculations.

The estimated quantities of TCE included calculation of the volume of groundwater based upon the distinct areas within the plumes (i.e. area of plume within the isoconcentration lines on Figures 2A and 2B of Attachment A), average saturated thickness and total porosity (i.e. area x average saturated thickness x porosity = volume of water). The volume of water and minimum and maximum TCE concentrations based upon the plume boundaries were used to calculate the mass of TCE within each section of the plume. The volume of TCE was then determined based upon the specific gravity of TCE. Parameters used in the calculation of TCE quantities are presented below. Calculations are presented in Attachment C, Table 2.

Northern plume parameters:

- Plume area of approximately 464,000 square feet (ft^2) consisting of 300,000 ft^2 for the portion of the plume with TCE concentrations ranging from 5 µg/L to 100 µg/L; 164,000 ft^2 for the portion of the plume with TCE concentrations ranging from 100 µg/L to 1,000 µg/L; and no portion of the plume exhibits TCE concentrations greater than 1,000 µg/L;

- Average saturated thickness of 3.7 feet (see Attachment C, Table 1);
- Total porosity of 0.4; and
- TCE specific gravity of 1.465.

Southern plume parameters:

- Plume area of approximately 1,121,000 ft^2 consisting of approximately 501,000 ft^2 for the portion of the plume with TCE concentrations ranging from 5 µg/L to 100 µg/L; 411,000 ft^2 for the portion of the plume with TCE concentrations ranging from 100 µg/L to 1,000 µg/L; 182,000 ft^2 for the portion of the plume with TCE concentrations ranging from 1,000 µg/L to 10,000 µg/L; and 27,000 ft^2 for the portion of the plume with TCE concentrations greater than 10,000 µg/L, (the southern plume delineation has been refined to reflect additional data resulting from the installation of down-gradient well MW-182 and further down gradient sentinel wells);
- Average saturated thickness of 8.3 feet (see Attachment C, Table 1);
- Total porosity of 0.4; and
- TCE specific gravity of 1.465.

Northeastern plume parameters:

- Plume area of approximately 240,000 ft^2 consisting of 160,000 ft^2 for the portion of the plume with TCE concentrations ranging from 5 µg/L to 100 µg/L; and, 80,000 ft^2 for the portion of the plume with TCE concentrations ranging from 100 µg/L to 1,000 µg/L;
- Average saturated thickness of 4.4 feet (see Attachment C, Table 1);
- Total porosity of 0.4; and
- TCE specific gravity of 1.465.

Based on the plume information listed above, the following ranges of the quantities of TCE distributed throughout the respective plumes were calculated:

Plume Location	Calculated Minimum Volume	Calculated Maximum Volume
Northern Plume	Less than 1 gallon	2 gallons
Southern Plume	9 gallons	31 gallons
Northeastern Plume	Less than 1 gallon	1 gallon

Therefore the total average minimum and maximum quantities of TCE in groundwater associated with the Site are approximately 11 to 34 gallons of TCE.

As described in the “Response to ADEQ Comments on the Fourth Quarter 2015 Progress Report” (April 2016), the combined estimated quantity of TCE currently adsorbed in

unsaturated and saturated soil and the TCE dissolved in the three groundwater plumes is estimated to range from approximately 20 to 70 gallons based upon investigation and monitoring events at the Site. The combined estimated quantity of TCE ranging from approximately 20 to 70 gallons consists of:

- Six to 26 gallons of TCE in unsaturated soil (source area dimensions adjusted to 250 feet long, 10 feet wide and an average thickness of unsaturated soil of 18.5 feet);
- One to 8 gallons of TCE in saturated soil;
- Nine to 31 gallons of TCE in groundwater in the south plume;
- Less than 1 to 2 gallons of TCE in groundwater in the north plume; and
- Less than 1 gallon of TCE in groundwater in the northeast plume.

5. DATA AVAILABLE IN THIS QUARTER

Analytical data for the 104 wells sampled, including water levels from this sampling event, are included in the Second Quarter 2016 Groundwater Monitoring Report included as Attachment A.

Analytical data for the soil vapor monitoring are included in the Second Quarter 2016 Soil Vapor Monitoring/Vapor Intrusion Report included as Attachment B.

Calculations for the estimation of TCE mass for the second quarter are included as Attachment C.

6. ISSUES ENCOUNTERED AND RESOLUTION

No issues where encountered during the second quarter of 2016.

7. SCHEDULE

There are no schedule deviations to report in the second quarter of 2016.

LIST OF ATTACHMENTS

Volume 1 of 2

Attachment A: Second Quarter 2016 Groundwater Monitoring Report

Volume 2 of 2

Attachment B: Second Quarter 2016 Soil Vapor Monitoring/Vapor Intrusion Report
Attachment C: TCE Mass Calculations

ATTACHMENT A
Second Quarter 2016 Groundwater Monitoring Report
Whirlpool Facility
Fort Smith, Arkansas

Prepared for:
Whirlpool Corporation

Prepared by:
Ramboll Environ US Corporation

Date:
August 2016

Project Number:
34-37500P

Author

Professional Geologist/Reviewer

STATE OF ARKANSAS
REGISTERED PROFESSIONAL GEOLOGIST
No. 1825
ANDREW A. GREMOS

RAMBOLL ENVIRON

Table of Contents

Page

1 Introduction 1

2 Groundwater Sample Collection and Onsite Activities 2
2.1 Static Water Level Measurements 2
2.2 Monitoring Well Sampling 2
2.3 Other Site Monitoring Activities 4

3 Results 5
3.1 Hydrogeology 5
3.2 Analytical Methods 7
3.3 Analytical Results 7
3.3.1 VOC Results 8
3.3.2 Monitored Natural Attenuation Results 10
3.3.2.1 Chemical Lines of Evidence 11
3.3.2.2 Geochemical Lines of Evidence 12
3.3.2.3 Microbial Lines of Evidence 15
3.4 Data Quality Assessment 15
3.4.1 Field Data 16
3.4.2 Laboratory Analytical Data 16

4 Plume Stability 19
4.1 Lines of Evidence 19
4.1.1 Statistical Analysis of Temporal Trends 19
4.1.2 Isoconcentration Maps 24
4.1.3 Concentration vs. Time Plots 25
4.2 Summary of Plume Stability 25

5 ISCO Remedial Effectiveness 27
5.1 Rebound 28

6 ISCR Remedial Effectiveness 30

7 Summary and Conclusions 33

8 References 35

List of Tables

Table 1: Constituents of Concern and RADD Groundwater Remedial Action Levels
Table 2: Groundwater Monitoring Well Network Sampled for RADD Quarterly Events
Table 3: Summary of Monitoring Well Static Water Level Measurements
Table 4: Summary of Final Well Ground Water Field Parameter Measurements
Table 5: Summary of Vertical Hydraulic Gradient
Table 6: Summary of Monitoring Well Ground Water Sampling Analytical Results (First Quarter 2016)
Table 7: Historical Summary of Groundwater Concentration for TCE and Daughter-Products
Table 8: Summary of Statistical Temporal Trend Analysis (2009 - 2016)
Table 9: Summary of Temporal Trend Analysis by Well Category
Table 10: Summary of Average Detected Concentrations (2009 – 2016)
Table 11: Summary of TCE Concentrations (Area 1) September 2014 – January 2016
Table 12: Summary of TCE Concentrations (MW-25, MW-85 and MW-86) May 2014 – January 2016
Table 13: Summary of TCE Concentrations (Supplemental Neck Area) May 2014 – January 2016
Table 14: Summary of TCE Concentrations (Areas 2 and 3) May 2014 – January 2016
Table 15: Summary of Water Quality Parameters (MW-61R Pilot Test)
Table 16: Groundwater Sample Analytical Results ISCR Pilot Wells (July 2015 to January 2016)
Table 17: Summary of TCE Concentrations (ISCR Pilot Study)

List of Figures

Figure 1A: Second Quarter 2016 Potentiometric Surface Map
Figure 1B: Vertical Groundwater Gradients Observed in Nested Wells
Figure 2A: 2016 Second Quarter TCE Isoconcentration Map – Northern and Northeastern Plumes
Figure 2B: Second Quarter 2016 TCE Isoconcentration Map – Southern Plume
Figure 3: TCE Concentration with Time at Source Area Onsite Wells
Figure 4: TCE Concentration with Time at Northern Onsite Wells
Figure 5: TCE, cis-1,2-DCE, VC Average Concentration vs Time – All Wells
Figure 6: TCE, cis-1,2-DCE, VC Average Concentration vs Time – Northern Plume Wells
Figure 7: TCE, cis-1,2-DCE, VC Average Concentration vs Time – Southern Plume Wells
Figure 8: TCE, cis-1,2-DCE, VC Average Concentration vs Time – Source Area Plume Wells
Figure 9: TCE, cis-1,2-DCE, VC Average Concentration vs Time – Northeast Corner Plume Wells
Figure 10: TCE, cis-1,2-DCE, VC Average Concentration vs Time – ITMW–9 and ITMW-10
Figure 11: TCE, cis-1,2-DCE, VC Average Concentration vs Time – ITMW-19 and MW-25
Figure 12: TCE Concentration vs Time – MW-61/MW-61R
Figure 13: ISCR Pilot PRB Treatment Zones

List of Appendices

Appendix A: Calibration Logs
Appendix B: Laboratory Analytical Data
Appendix C: Data Validation Report

1 Introduction

Ramboll Environ US Corporation (Ramboll Environ) has prepared this Second Quarter 2016 Groundwater Monitoring Report (Report) for the Fort Smith, Arkansas, Site (Site) on behalf of Whirlpool Corporation (Whirlpool). The work was performed and the report prepared in accordance with the Remedial Action Decision Document (RADD) issued by the Arkansas Department of Environmental Quality (ADEQ) on December 27, 2013 and revised in November 2015 (Revised RADD), ADEQ comment letters and Ramboll Environ/Whirlpool responses to previous quarterly monitoring reports[1].

Whirlpool has been monitoring the groundwater at the Site since 1989. This report is Attachment A of the Second Quarter 2016 Progress Report for the Site.

This report describes the results of the groundwater monitoring event performed on April 18, 2016 and May 2-5, 2016. This event included measuring water levels on April 18, 2016 and May 2, 2016, from 106 wells followed by the collection of groundwater samples from 104 wells consisting of 76 wells denoted as plume boundary, onsite, or offsite wells according to the RADD plus two wells sampled on the Boys and Girls Club property (MW-183 and MW-184), six wells sampled for in-situ chemical oxidation (ISCO) monitoring (MW-23, MW-24, MW-81, MW-82, IW-101, IW-115), two wells sampled for in-situ chemical reduction (ISCR) (TMW-10 and TMW-11) and 18 additional wells sampled to support the evaluation of the source area, plume boundary and shallow groundwater.

In addition, to the monitoring performed during the second quarter of 2016, the following events occurred that will impact future monitoring at the site:

- In early August 2015, MW-66, MW-67 and MW-193 were abandoned due to the Jenny Lind Road construction project. New wells were installed, with ADEQ approval, west of Jenny Lind Road to continue monitoring the northeast portion of the north plume.
- As requested, future groundwater monitoring reports will include assessment of rebound and ISCO effectiveness in accordance with the revised Groundwater Monitoring Plan submitted to ADEQ for review on August 11, 2016.

[1] ADEQ Comments on the First Quarter Groundwater Report dated June 13, 2014; Ramboll Environ/Whirlpool responses dated July 15, 2014; ADEQ Supplemental Comments on the First Quarter Groundwater Report dated July 31, 2014; and Ramboll Environ/Whirlpool response dated September 3, 2014. ADEQ Comments on Second Quarter Progress Report dated September 17, 2014; and Ramboll Environ/Whirlpool responses dated October 22, 2014. ADEQ Comments on the Third Quarter Progress Report dated January 12, 2015; and Ramboll Environ/Whirlpool responses dated February 3, 2015. ADEQ Comments on the Fourth Quarter Progress Report dated May 20, 2015; and Ramboll Environ/Whirlpool responses dated June 25, 2015. ADEQ Comments on the First Quarter 2015 Progress Report dated June 12, 2015; and Ramboll Environ/Whirlpool responses dated July 15, 2015. ADEQ Comments on the First Quarter 2015 Progress Report dated August 3, 2015; and Ramboll Environ/Whirlpool responses dated September 9, 2015. ADEQ Comments on the Second Quarter 2015 Progress Report dated September 14, 2015; and Ramboll Environ/Whirlpool responses dated October 16, 2015. ADEQ Comments on the Third Quarter 2015 Progress Report dated December 10, 2015; and Ramboll Environ/Whirlpool responses dated January 13, 2016. ADEQ Comments on the Fourth Quarter 2015 Progress Report dated February 29, 2016; and Ramboll Environ/Whirlpool responses dated April 8, 2016; ADEQ Supplemental Comments on the Fourth Quarter Progress Report dated June 2, 2016; and Ramboll Environ/Whirlpool response dated July 6, 2016. ADEQ Comments on the First Quarter 2016 Progress Report dated June 9, 2016; and Ramboll Environ/Whirlpool responses dated July 13, 2016.

2 Groundwater Sample Collection and Onsite Activities

Ramboll Environ performed the Second Quarter 2016 Groundwater Monitoring Event (Second Quarter event) on behalf of Whirlpool on April 18, 2016, and during the week of May 2, 2016. Activities performed during the monitoring event included measuring water levels in site wells and collecting groundwater samples for analysis of volatile organic compounds (VOCs) and monitored natural attenuation (MNA) parameters.

Constituents of concern (COCs) in groundwater as identified by the RADD for this Site include trichloroethene (TCE) and related degradation (i.e. daughter) products (Table 1). The groundwater monitoring wells listed in the RADD for compliance with quarterly monitoring are listed in Table 2. The COCs and additional geochemical parameters were analyzed in collected groundwater samples to evaluate the effectiveness of MNA in support of the natural degradation of site related chlorinated compounds.

The following sections describe the groundwater monitoring activities completed during the Second Quarter event.

2.1 Static Water Level Measurements

On April 18, 2016 and May 2, 2016, static water levels and total well depths were measured in a total of 106 monitoring wells. Monitoring wells were opened to allow water levels to equilibrate to atmospheric conditions prior to their measurement using an electronic water level meter. The instrument was calibrated by the manufacturer prior to its purchase and therefore does not require calibration in the field. The water levels were measured to the nearest 0.01 foot with an accuracy of 0.02 feet per the manufacturer's specification. The water level meter probe and tape (i.e. the only non-dedicated sampling equipment) were decontaminated prior to use at each well by spraying and scrubbing the probe and tape with Alconox detergent mixed with distilled water and then rinsing the probe and tape with distilled water prior to being wiped dry.

The Second Quarter event static water level measurements are presented in Table 3 along with the previous four quarters of water level measurements recorded from project wells.

2.2 Monitoring Well Sampling

After static water level measurement activities were completed, low-flow sampling was performed at each well via the use of a peristaltic pump and dedicated polyethylene tubing. The tubing was placed at a depth within the well approximately equal to the midpoint of the well screen. The wells were then purged, via United States Environmental Protection Agency (USEPA) Low Stress (low flow) purging procedures (USEPA, 1996); at a rate generally less than 0.1 liters (L) per minute to minimize the amount of drawdown in the well and to reduce the likelihood of elevated turbidity. Flow rates and drawdown were checked continuously during purging. Purge water was then placed into a container prior to transfer to the onsite water holding tank for ultimate proper disposal.

Water quality parameters were measured via a water quality probe and flow thru cell. Instruments were calibrated daily prior to the start of sampling. All instruments were calibrated at a minimum of once per day. Calibration logs are included as Appendix A. Readings were recorded approximately every five minutes until the parameters stabilized. Stabilization was considered obtained when three consecutive rounds of parameter readings met the following:

- Turbidity: +/- 10% for values greater than 10 Nephelometric Turbidity Unit (NTU), or less than 10 NTU;
- Dissolved Oxygen (DO): +/- 10% for values greater than 0.5 milligrams per liter (mg/L);
- Specific Conductance: +/- 3%;
- Temperature: +/- 1°C;
- pH: Within +/- 0.1 standard units; and
- Oxidation Reduction Potential (ORP): Within +/- 10 millivolts (mV).

Table 4 presents a summary of results for measured field parameters for the 2016 Second Quarter event.

The groundwater samples were obtained by directly filling the laboratory provided sampling bottles from the pump discharge. VOCs were collected in three 40 milliliter (mL) glass vials that contained hydrochloric acid as a preservative per standard procedures. Samples for assessing Quality Assurance/Quality Control (QA/QC) metrics were collected by alternately filling investigative and QA/QC sample bottles for each parameter. VOC sample bottles for both the investigative and the QA/QC sample were completely filled, purged of headspace and sealed. All other samples (i.e. for non VOC analysis) were collected in appropriate bottles as specified by the method and/or laboratory. Hach Test Kits (all verified with valid expiration dates) were used to measure ferrous iron in the field. Groundwater samples for analysis of dissolved hydrogen concentration were collected by the Microseeps gas stripping procedure (Microseeps, 2014).

A total of 104 groundwater samples, ten field duplicate samples, five matrix spike/matrix spike duplicate (MS/MSD) samples and seven equipment blanks were collected during the 2016 Second Quarter event. Duplicate samples were taken at a frequency of one duplicate sample per 10 groundwater monitoring samples. Duplicate samples were collected from MW-41R-201605, MW-46R-201605, MW-58R-201605, MW-91-201605, MW-92-201605, MW-182-201605, IW-74-201605, ITMW-1-201605, ITMW-7-201605 and ITMW-10-201605.

Because monitoring wells contain dedicated or new tubing, the only equipment transferred and used from well to well is the water level meter used to monitor well water levels during purging and stabilization prior to sampling and tube weights. Equipment rinsate blanks were collected after each of the seven water level meters used during the monitoring event were decontaminated to evaluate field decontamination procedures. Equipment rinsate blanks were collected by pouring ASTM Type II deionized water over the decontaminated water level meter probe and tape into the appropriate sample containers. The rinsate blanks were collected after decontamination procedures at MW-46R (EB-03-201605 at 17:00), MW-40R (EB-02-201605 at 17:00), VP-12 (EB-01-2010605 at 16:45), MW-38 (EB-05-201605 at 15:35),MW-41R (EB-04-201605 at 17:15) MW-93 (EB-06-201605 at 14:55) and MW-12 (EB-08-201605 at 15:32). The

preservation and analysis of the equipment rinsate blanks was identical to those of the associated environmental samples.

Sample containers were labeled and packed on ice in insulated coolers before being shipped under chain of custody via overnight courier or FedEx to Pace Analytical Services in Lenexa, Kansas (VOC and MNA parameters), via FedEx to Microseeps in Pittsburg, Pennsylvania and via FedEx to Microbial Insights in Knoxville, Tennessee (Microbial parameters). Chain of custody procedures were followed from the point of sample collection through completion of analysis. The laboratories used infrared thermometers to take sample temperatures upon sample receipt in accordance with USEPA "Manual for the Certification of Laboratories Analyzing Drinking Water" fifth edition.

2.3 Other Site Monitoring Activities

During this quarter, groundwater samples were also collected from MW-173 through MW-177 and MW-179 through MW-181. These wells are screened shallow to assist in evaluating the potential for vapor intrusion from groundwater and as such the data from these wells is further discussed in Attachment B, Second Quarter 2016 Soil Vapor Monitoring and Vapor Intrusion Assessment Report.

Due to slow recovery rates, low-flow sampling techniques were not used at MW-181 and MW-90. These wells were purged dry once and were then allowed to recover prior to collection of the sample. The recovery rates and subsequent sampling for the indicated wells were all less than 24 hours. Adequate sample volume was present for all analytical fractions from the wells designated for sampling with the exception of MW-90, MW-97, MW-98 and MW-193 for Hydrogen analysis. See Section 3.4 Data Quality Assessment for additional information.

3 Results

The following sections present a discussion of the hydrogeology, analytical methods, the results of the laboratory analyses and an assessment of data quality and usability.

3.1 Hydrogeology

Gradient

Water levels from 106 wells at the Site were collected during the Second Quarter event (Table 3) as discussed in Section 2.1. These wells were monitored during this event to provide current potentiometric information regarding groundwater flow direction at the Site.

The static water level measured in the wells ranged from less than a foot to just over 23 feet below top of the well casing (btwc) during the monitoring event. Figure 1A shows the contours of the groundwater elevations based on the monitoring well static water level measurements completed on May 2, 2016, for this Second Quarter event. Based on the current potentiometric maps, the lateral hydraulic gradient, as an indication of the likely direction of groundwater flow, is generally consistent with historical conditions, including the groundwater gradient divide that trends west to east north of the facility building. The hydraulic gradient is near zero in the area that extends from the western portion of the north parking lot near Ingersoll Avenue to just north of Jacobs Avenue. North of Jacobs Avenue, the hydraulic gradient is directed to the north/northeast. South of this flat area, near the facility building, the direction of the hydraulic gradient is to the southeast then begins to trend to the northeast at the northeastern extent of the facility. The installation of eight additional (sentinel) wells to the south has refined the understanding of the southern flow regime (Ramboll Environ, 2015). The third round of groundwater data collected since installation of the sentinel wells continues to indicate a potential second gradient divide beneath the facility, the axis of which trends from northwest to southeast. The gradient(s) steepen to the east-northeast east of the former manufacturing building and southwest beyond the extent of the former manufacturing building.

A linear interpolation of the gradient between four groups of wells was completed in order to assess the groundwater flow direction and gradients as follows:

- Southeast from MW-25 to MW-192, 0.001 feet/foot;
- Southwest from MW-182 to MW-186, 0.01 feet/foot;
- Southwest from ITMW-5 to MW-187, 0.003 feet/foot; and
- Northeast from MW-87 to MW-183, 0.015 feet/foot.

Although the gradient remains relatively flat beneath the building (i.e. 0.001 feet/foot), the gradient steepens somewhat towards the southwest at the southwest corner of the building. The gradient increases from 0.003 feet/foot to 0.01 feet/foot towards the southwest based upon the May 2016 water level measurements.

Shallow Monitoring Wells

Groundwater elevations from shallow groundwater wells (MW-174 through MW-177) located along the north side of Jacobs Avenue and MW-178 (located immediately south of Ingersoll Avenue) were used to evaluate shallow horizontal gradient. Static water levels along Jacobs Avenue decrease from west to east; from a high of 469.0 feet at MW-177 to a low of 460.01 feet at MW-174. The calculated shallow groundwater gradient west to east based on these two wells is 0.01 feet/foot. Static water levels in the nearby deeper groundwater wells also decrease from west (MW-70, 464.59) to east (MW-63R, 460.79) with a resulting gradient of 0.005 feet/foot. The highest shallow groundwater elevations were measured in MW-178 and adjacent shallow well MW-180 (472.05 feet and 471.93 feet, respectively). These results suggest that the shallow groundwater horizontal flow gradient mimics the deeper groundwater flow gradient to the east/northeast based on the number and location of shallow groundwater monitoring wells available.

Groundwater elevations from shallow groundwater wells MW-174 through MW-178 were also compared to groundwater elevations from nearby deeper monitoring wells to evaluate vertical gradient. MW-175 is located approximately at the midpoint between deeper groundwater monitoring wells MW-46R and MW-56R allowing the comparison of groundwater elevations at MW-175 to the average of the groundwater elevations at MW-46R and MW-56R. The vertical gradients are summarized in Table 5. Based on this evaluation observations are as follows:

- Downward vertical gradient (-0.45 feet/foot) at the south western well grouping MW-178/MW-83;
- Downward gradient (-0.42 feet/foot) at MW-177/MW-70;
- Slight upward gradient (0.005 feet/foot) at MW-176/MW-46R;
- Slight downward gradient (-0.04 feet/foot) at MW-175/MW-46R and MW-56R; and
- Upward gradient (0.14) at the eastern most well pairing, MW-174/MW-63.

As shown on Figure 1B, the difference in vertical gradients observed during the second quarter 2016 sampling event were nominally greater at three of the five locations but generally consistent with the previous (first quarter) sampling event at the well groupings evaluated. The very slight increase in difference in the vertical gradients may be associated with above average rainfall that occurred in the area in March (5.31 inches) and April (6.05 inches) before the monitoring was conducted in May.

The observed vertical gradients suggest that the vertical gradients vary over time but there is a general trend by location. For the second quarter 2016, there is a downward hydraulic gradient between the silty clayey sand interval and Basal Transmissive Zone to the west that becomes nearly neutral (less than 0.1 feet/foot difference), then slightly upward to the east. The first quarter differences at each set of wells used for the comparison were all less than 0.08 feet/foot difference in magnitude. The monitoring data continue to suggest the shallow and Basal Transmissive Zones are connected hydraulically based on similar horizontal gradients and the presence of TCE contamination in both zones.

3.2 Analytical Methods

Seventy-six groundwater samples were collected from plume boundary wells, onsite wells, offsite wells and were analyzed for the following parameters in accordance with the indicated laboratory methods:

- VOCs: SW846 5030B/8260B
- Chloroethanol: SW846 8015
- Total Iron: SW846 6010
- Total Manganese: SW846 6010
- Alkalinity: SM 2320B
- Ferric Iron: SM 3500-Fe B#4
- Sulfide: SM 4500-H+B
- Sulfate: EPA 300.0
- Chloride: EPA 300.0
- Ammonia: EPA 350.1
- Nitrate: EPA 353.2
- Nitrite: EPA 353.2
- Total Nitrogen: EPA 353.2
- Carbon Dioxide: SM 4500-CO2 D
- Total Organic Carbon: SM 5310C
- Phosphate: SM 4500P-E
- Volatile Fatty Acids: AM21G
- Methane: AM20GAX
- Ethane: AM20GAX
- Ethene: AM20GAX
- Acetylene: AM20GAX
- Hydrogen: AM20GAX

Twenty-eight groundwater samples were collected from wells not specifically mentioned in the RADD and were also analyzed for VOCs. Select wells were also sampled for MNA parameters as described above.

The analytical methods listed above are contained in the USEPA's Test Methods for Evaluating Solid Waste (SW-846 Third Edition, 1983); the American Public Health Association (APHA), American Water Works Association (AWWA) and Water Environment Federation (WEF) Joint Editorial Board's Standard Methods for the Examination of Water and Wastewater (SM 2 First Edition, 2005); and Analysis of Dissolved Methane, Ethane and Ethylene in Groundwater by the laboratory modified AM20GAX Standard Gas Chromatographic Technique published in the RSKSOP-175 SOP that was prepared for the use of the Groundwater Ecosystems Restoration Division of the USEPA.

3.3 Analytical Results

All VOC analytical data from all wells were subjected to data validation in accordance with the USEPA Contract Laboratory Program National Functional Guidelines for Superfund Organic

Methods Review (August 2014). The laboratory analytical reports for the samples are presented in Appendix B. Summaries of analytical results (i.e. detected compounds) for samples collected during the Second Quarter event are presented in Table 6. This table includes data qualifiers that may have been assigned from validation. A discussion of the field and laboratory analytical results for this event is presented below.

3.3.1 VOC Results

This section presents an evaluation of the VOC data that were collected from the Site during the 2016 Second Quarter event. TCE results for the Second Quarter event are presented on Figures 2A and 2B.

Plume Boundary Wells

In accordance with the RADD, 27 monitoring wells are identified as plume boundary wells (Table 2) at the Site. VOC concentrations were detected above the RADD remedial action levels (RALs) (Table 1) in three of the 27 samples collected from the plume boundary wells. Tabulated VOC concentrations measured in these wells during the 2016 First Quarter event are presented in Table 6.

Notable results from the first quarter sampling event include:

- ITMW-6: 1,1-dichloroethane (1,1-DCA) concentration of 4.0 micrograms per liter (µg/L) (this result is consistent with historical ranges for ITMW-6 and is lower than the highest concentration of 1,1-dichloroethane in October 2013 at 6.7 µg/L);
- MW-36R: Bromomethane concentration of 29.2 µg/L; and
- MW-61R: TCE concentration of 5.3 µg/L.

Consistent with historical analytical results for the Site, all other plume boundary well VOC results were reported as non-detect or at concentrations less than RALs.

The only detection of TCE in a boundary well above the RAL (5 µg/L) during the Second Quarter event was the slightly elevated result of 5.3 µg/L at MW-61R.

Offsite Wells

In accordance with the RADD, 14 monitoring wells are identified as offsite wells (Table 2)[2]. The offsite wells include those installed at offsite properties to the north and northeast of the Whirlpool northern property boundary that are not otherwise identified as plume boundary wells.

[2] The north and east property boundaries of the site have been changed to accommodate the expansions of Ingersoll Avenue and Jenny Lind Road, respectively. Therefore, the north property boundary has been moved south of Ingersoll Avenue and the east property boundary moved further west. Several wells to the north previously identified as onsite are now offsite wells. The designation of onsite and offsite wells will be refined and presented in the pending groundwater monitoring plan for the site groundwater monitoring plan as described in the Response to ADEQ Comments on the Fourth Quarter Progress Report (April 8, 2016) and Response to ADEQ Comments on the Two Year Technical Review Report (April 15, 2015).

Tabulated VOC concentrations measured in the 14 offsite monitoring wells during the 2016 first quarter event are presented in Table 6.

During the Second Quarter event, the highest concentration of TCE detected in groundwater samples from the offsite wells was 734 µg/L collected from MW-56R. This is an increase from the previous highest concentration documented at this location (618 µg/L) in March 2014.

Just up-gradient of MW-56R, trends are stable at MW-46R where concentrations have primarily ranged between 410 to 472 µg/L since 2012 (in April 2015 the TCE concentration in the monitoring sample and duplicate at MW-46R were 482 µg/L and 220 µg/L J, respectively; and this data was excluded from the previous statement due to the disparity in the monitoring and duplicate sample results).

Onsite Wells

In accordance with the RADD, 35 monitoring wells are identified as onsite wells (Table 2). Onsite wells designated by the RADD do not include wells identified as plume boundary wells that are located onsite. Onsite wells include specific wells north of Ingersoll Avenue and some wells south of Ingersoll Avenue which are north of the Whirlpool northern property fence line, but still located on property owned by Whirlpool Corporation. The remaining onsite wells are located along the perimeter of the former Whirlpool manufacturing facility, within the source area, or south of the source area which includes wells immediately adjacent to the Whirlpool manufacturing building. Tabulated VOC concentrations measured in onsite wells during the fourth quarter event are presented in Table 6.

VOCs were detected above the RADD RALs in 29 of the 35 groundwater samples collected from onsite wells. Parameters exceeding RALs include: TCE in all onsite wells (except for ITMW-14, IW-80, MW-34R, MW-83, MW-84, MW-88 and MW-90), bromomethane in four wells, 1,1-DCA in two wells, 1,1-dichloroethene (1,1-DCE) in five wells, cis-1,2-dichloroethene (cis-1,2-DCE) in eight wells, methylene chloride in two wells, 1,1,2,2-tetrachloroethane (1,1,2,2-TCA) in nine wells, tetrachloroethene (PCE) in five wells, 1,1,1-trichloroethane (1,1,1-TCA) in one well, 1,1,2-trichloroethane (1,1,2-TCA) in one well and vinyl chloride (VC) in six wells.

During the 2016 second quarter event, the maximum onsite TCE concentration measured was 64,900 µg/L at MW-86. MW-86 is located in the onsite linear drainage feature which is the source area. The second quarter 2016 concentration of TCE at MW-86 is approximately 88% lower than the highest detected concentration of 533,000 µg/L in May of 2014. The TCE concentration has varied since 2014 due to ISCO efforts within this area. These results further document the successful ISCO remediation events performed at the Site as discussed and documented in prior reports such as the Two Year Technical Review Report completed by Ramboll Environ in January 2016.

The concentration of the daughter products (cis-1,2-DCE and 1,1-DCE) are also highest in the wells in the source area and immediately surrounding the source area. The highest concentration of VC continues to be detected at MW-38.

Figures 3 and 4 depict trends in TCE concentration at select onsite wells. Figure 3 depicts TCE concentrations at ITMW-17, ITMW-19 and MW-25 over time on a logarithmic scale. The linear trend for TCE concentration is generally decreasing to stableat these three wells. Figure 4 depicts TCE concentrations at the northern onsite wells (MW-33R, MW-34R and MW-35R along Ingersoll Avenue) over time on a logarithmic scale. The concentration results for MW-34R and MW-35R exhibit decreasing to stable linear trends. The May 2016 TCE concentration from MW-34R (2.5 µg/L) continues to remain below the RAL along with the third and fourth quarter 2015 and first quarter 2016 results of 3.5, 4.5 and 2.6 µg/L, respectively. MW-33R has shown fluctuation in TCE concentrations over time; however, the current TCE result of 776 µg/L is less than the maximum detected concentration of 1,700 µg/L, measured in September of 2007 (MW-33R was abandoned in April 2016 due to the current Ingersoll Avenue road expansion project).

Northeast Corner Wells

As discussed in the Northeast Corner Investigation Report (dated December 8, 2014), wells were installed at the northeast corner of the Whirlpool property and on the Boys and Girls Club property. These wells (MW-87 through MW-91, MW-96 through MW-99 and MW-183 and MW-184) were installed to identify and delineate TCE impacts at or near the northeast corner of the Site. Analytical results from these wells are included in Table 6. As stated in the Response to ADEQ Correspondence dated August 3, 2015, regarding the First Quarter 2015 Progress Report, these wells were sampled for VOCs and MNA parameters during the Second Quarter event and will continue to be sampled for these parameters during subsequent quarters subject to any future ADEQ-approved changes.

During this event, samples were collected from these wells as shown on Figure 2A. MW-88 and MW-90 are located north of the former manufacturing building northeast corner. VOCs were non-detect at MW-90. The TCE result at MW-88 is 0.25J µg/L. MW-89 contained TCE at a concentration of 14 µg/L which is comparable with historical concentrations. The second quarter TCE concentration at MW-87 (839 µg/L) is higher than the first quarter monitoring event result (757 µg/L). The TCE concentration at MW-91 (459 µg/L) is the same result that was identified during the first quarter 2016 monitoring event. TCE concentrations in MW-96 through MW-99 on the Boys and Girls Club property are below detection limits. Wells MW-183 and MW-184 were installed in late September 2015. The TCE concentrations at MW-183 and MW-184 during the Second Quarter event were 2.8 µg/L and non-detect respectively. The result of 2.8 µg/L at MW-183 was consistent with the first quarter 2016 result of 2.7 µg/L.

3.3.2 Monitored Natural Attenuation Results

In accordance with the RADD, 55 monitoring wells are noted as plume boundary, onsite, or offsite wells which are monitored for natural attenuation parameters. During the Second Quarter event, 28 additional wells (not listed in the RADD) were monitored for laboratory and field natural attenuation parameters and VOCs. An additional twelve wells were sampled for VOCs and field natural attenuation parameters. Tabulated results are presented in Table 6.

This section presents the natural attenuation data collected from the Site during the 2016 Second Quarter event.

The USEPA documents "Technical Protocol for Evaluating Natural Attenuation of Chlorinated Solvents in Groundwater" (USEPA, 1998) and "An Approach for Evaluating the Progress of Natural Attenuation in Groundwater" (USEPA, 2011) provides a framework for presenting the lines of evidence that natural attenuation of chlorinated solvents is occurring. The three recognized lines of evidence include:

- Historical groundwater and/or soil chemistry data that clearly demonstrate a trend of decreasing contaminant mass and/or concentration over time at appropriate monitoring points (USEPA, 1998);
- Hydrogeologic and geochemical data that can be used to establish indirectly the type(s) of natural attenuation processes occurring at the site and the rate at which the processes will reduce contaminant concentrations to the cleanup goal (USEPA, 1998); and
- Data from field or microcosm studies which directly demonstrate the occurrence of a specific natural attenuation process at the site and its capacity to degrade the contaminants of concern (USEPA, 1998).

The MNA assessment evaluates predominant electron acceptors, the variability of these electron acceptors, major nutrients, general groundwater quality, key microbial population and enzyme activities and dissolved gasses. The assessment uses this data to determine the types of organisms that will be able to effectively flourish in the aquifer, how the geochemistry and chemistry of the aquifer impacts MNA processes, how the indigenous microbial population is being supported, the availability of microbial populations and the presence of reductive dechlorination occurring in the aquifer.

3.3.2.1 Chemical Lines of Evidence

The occurrence and progress of natural attention in reducing COC concentrations is provided by evaluating the presence and effectiveness of the transformation pathways for chlorinated ethenes. Chlorinated ethenes are degraded by both biological and abiotic (non-biological) mechanisms. The graphic below shows the biological (anaerobic) and abiotic transformation pathways for chlorinated ethenes. This graphic does not include other chemically induced aerobic (e.g. ISCO) and anaerobic (e.g. zero valent iron) pathways that can promote degradation of chlorinated compounds.

Abiotic and Biotic Pathways for Chlorinated Ethenes and Ethane

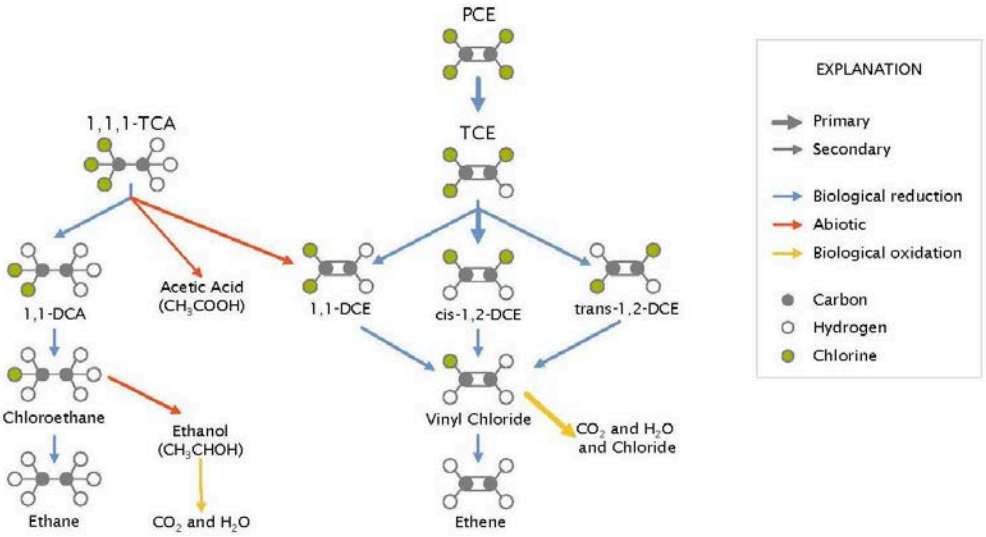

Source: Vogel et al., 1987.

Tables 4 and 6 present a summary of field parameters and analytical results for VOCs in groundwater, respectively. These data provide lines of evidence that natural attenuation of TCE is continuing to occur via biological mechanisms in both onsite and offsite groundwater. Groundwater sample results continue to show elevated levels of cis-1,2-DCE in Site monitoring wells. More than 60% of the wells showed detectable levels of cis-1,2-DCE while approximately 25% of the wells displayed the presence of VC. In addition, 27 wells showed detectable levels of ethene, indicating that complete reductive dechlorination is occurring at multiple locations of the northern and southern plumes. Table 6 also includes the laboratory MNA analytical results and the microbial data.

Sampling MNA parameters at locations where TCE is below 5 µg/L does not provide valuable data when evaluating MNA processes. When TCE concentrations are below 5 µg/L, the remedial action level [Maximum Contaminant Level (MCL)] has already been achieved. Given those very low level concentrations further significant reduction in contaminants cannot be expected within short timeframes. Also in areas where VOC concentrations are at very low levels, one is unlikely to be able to observe microbial populations, genes and other indicator parameters that reflect biodegradation of VOCs.

3.3.2.2 Geochemical Lines of Evidence

The occurrence and progress of natural attenuation in reducing COC concentrations is provided by evaluating geochemical parameters along with the results of conventional chemical and microbial analyses. The detection of cis-1,2-DCE in groundwater samples from this Site is evidence that conditions likely are favorable for active reductive dechlorination processes. Key parameters used to assess the progress of reductive dechlorination include: temperature, concentration or presence of electron acceptors (DO, nitrate, iron, manganese and sulfate),

presence and amount of nutrients (e.g. concentrations of nitrogen and phosphorus), bioavailable carbon source to sustain microbial population, concentrations of COCs and pH.

Tables 4 and 6 present the groundwater field parameters and MNA analytical and microbial results for the second quarter event. A summary of the key items on these tables are discussed below:

- The groundwater during this quarter was generally considered to be under bulk anaerobic conditions, with 54 of the wells showing DO concentrations less than 1 mg/L. In addition, 17 wells displayed microaerophilic conditions with DO less than 2.0 mg/L. DO levels were relatively low in both the northern and southern plumes. Elevated DO levels were observed in some areas that had been exposed to ISCO injections, similar to previous sampling rounds. Following the ISCO injections in both the northern and southern plume, there was an increase in DO in the wells impacted by the injections. Within less than eight months after the ISCO injections, DO levels returned to background concentrations in both plumes, which reflects the potential for further MNA after ISCO injections.
- The ORP of the groundwater samples ranged from a low of -191.6.1 millivolts (mV) in MW-173 to a high of 635.2 mV in IW-72 (some purged groundwater exhibited a light purple color presumably due to ISCO injections in this area). Similar to previous quarters, IW-72 continues to display high ORP levels. In general, the ORP levels were less than 500 mV in most of the Site monitoring wells, which indicate that the groundwater is under manganese to sulfate reducing conditions.
- The pH of the groundwater ranged from a low of 4.36 in MW-24 to a high of 12.72 in MW-190. In general, pH levels are in the range of 5 to 7; however, the pH is affected by ISCO injections.
- The alkalinity of the groundwater is relatively low with many of the groundwater samples showing total or bicarbonate alkalinity concentrations less than 100 mg/L. However, this quarter, 22 wells showed total alkalinity equal to or greater than 100 mg/L, which is similar to the previous quarters. The relatively low alkalinity concentrations in some parts of the plume indicate that the groundwater does not have significant natural buffering capacity in these areas. Similar to pH results, the alkalinity also increased in the northern wells impacted by the ISCO injection. Source area wells have not shown a significant change in alkalinity.
- The temperature of the groundwater ranged from about 17.07°C to 26.87°C, with the majority of the temperatures around 19-23°C, which is a range that would support microbial growth in groundwater.
- The major competing electron acceptors nitrate, manganese, iron and sulfate were evaluated in Site groundwater samples (Table 6). Nitrate levels were generally present at less than 1 mg/L in most of the monitoring wells. Both MW-89 and ITMW-6 showed elevated levels of nitrate at 74.9 mg/L and 23.8 mg/L, respectively which is consistent with the previous quarterly sampling events. Manganese concentrations ranged from non-detect at the method detection limit of 0.005 mg/L in several onsite wells to 6.3 mg/L in MW-41R. The majority of the wells showed manganese concentrations less than 1

mg/L. Total iron was generally present in groundwater samples at 10 mg/L or less, with the exception of MW-36R, MW-40R, MW-41R, MW-58R, MW-61R and TMW-11. The elevated total iron concentration observed in MW-61R (22 mg/L) was due to the in situ chemical reduction injections in the area of this well. The total iron results are consistent with the low levels of ferrous iron measured in groundwater (<4 mg/L). MW-34R, MW-39R, MW-40R, MW-41R, MW-58R, MW-61R, MW-62R and MW-67R showed total iron concentrations greater than 10 mg/L and ferrous iron concentrations at 3.0 mg/L or higher, indicating iron reducing conditions are present in the area around these wells. Although elevated levels of iron were observed in the aforementioned wells, it does not appear to be significantly inhibiting reductive dechlorination, as demonstrated by the presence of cis-1,2-DCE and VC in the groundwater. Sulfate concentrations were generally less than 1,000 mg/L with the exception of MW-35R, MW-65, MW-86, IW-77, MW-36R, MW-24, MW-83, MW-84, MW-85, ITMW-18 and ITMW-19. MW-35R displayed one of the highest sulfate concentrations in groundwater at 6,380 mg/L and likewise also showed elevated levels of persulfate at 3,500 mg/L. The wells that displayed significantly higher concentrations of sulfate were likely impacted by the ISCO injections.

- The dissolved hydrogen concentrations ranged from 0.76 nanomolar (nM) in MW-185 to 17,000 nM in MW-36R. Several wells displayed dissolved hydrogen greater than 1,000 nM and the majority of these wells, including MW-36R also showed elevated persulfate concentrations, which likely impacted the dissolved hydrogen concentration measurement in groundwater. Most of the wells displayed dissolved hydrogen concentrations in a range of 1.2 to 10 nM, which indicates that the majority of the plume is under sulfate reducing to methanogenic conditions.
- Dissolved gasses methane, ethane and ethene were present in low levels at the Site. Ethene levels remained similar to first quarter 2016, with a slightly elevated ethene level observed in MW-58R. The ethene levels in MW-58R corresponded to the presence of dehalococcoides (DHC) in this well, which is similar to the previous quarters.
- TOC levels ranged from less than 1 mg/L to a high of 42.6 mg/L in TMW-11, which was impacted by the ISCR amendments. Similar to the previous quarters, more than 80% of the groundwater samples displayed TOC levels less than 2 mg/L. Methane, ethane and ethene were detected at low concentrations or were non-detect in groundwater samples throughout the Site (Table 6). These results are likely due to low levels of TOC present in the groundwater, which may be inhibiting bacterial growth.
- Major nutrients such as ammonia and phosphate, were evaluated in groundwater and the results in Table 6 indicate that the groundwater contains non-detectable levels of ammonia (< 0.10 mg/L), with the exception of 26 wells which displayed ammonia levels greater than 0.11 mg/L and six wells showed ammonia levels equal to or greater than 1 mg/L. The highest ammonia level was observed in TMW-11 with a concentration of 6.6 mg/L. This well was impacted by the ISCR injection and because the amendment injected contains zero-valent iron, it is not surprising to see elevated ammonia levels in this well. Phosphate concentrations ranged from non-detect (< 0.03 mg/L) to a high of 2.3 mg/L in MW-65. Most wells displayed phosphate levels between 0.05 and 1 mg/L. Average nutrient levels, including ammonia, nitrate, nitrite and total phosphate have

remained relatively consistent during the quarterly sampling events, unless the wells were directly impacted by ISCO or ISCR.

- Similar to the previous quarterly sampling events, volatile fatty acids (lactic acid, propionic acid, butyric acid, pyruvic acid and acetic acid), 2-chloroethanol and acetylene showed non-detect levels in the groundwater and sulfide was only detected in one well, MW-50R (14 µg/L) in this sampling event.

3.3.2.3 Microbial Lines of Evidence

Table 6 provides the microbial results for the groundwater samples which were evaluated using standard groundwater analysis protocols. Table 6 includes the results for the genus DHC, the functional genes, tceA reductase (tceA), BAV1 VC reductase (BVC) and VC reductase (VCR). The second quarter 2016 microbial results are presented in Appendix C. Similar to the previous quarterly sampling results, the DHC microbial population was detected at elevated levels in MW-38 (3,580 cells/mL); a location that is relatively close to the source area. Likewise, the BVC gene was also detected at elevated levels (623 cells/mL) in MW-38, which indicates the potential for complete reductive dechlorination in this area. In addition to MW-38, IW-74 and IW-73 showed elevated levels of DHC (547 and 724 cells/mL, respectively). The following twelve wells displayed DHC concentrations greater than 30 cells/mL: MW-38, MW-88, MW-90, ITMW-16, MW-40R, MW-41R, MW-55R, MW-61R, MW-63R, MW-67R, IW-73 and IW-74. Although the level of DHC is relatively low in some of the aforementioned wells, the presence of these microbes indicates that the environmental conditions could be adjusted to significantly increase their numbers to support active reductive dechlorination.

In general, the average DHC population in the northern and southern plumes is lower in the ISCO impacted wells, which is to be expected given the oxidative conditions which inhibit the growth and sustainability of DHC. However, various field studies have shown that DHC populations can rebound to native levels within a relatively short time period (Sutton et al., 2011).

The chemical, geochemical and microbial data from the second quarter 2016 event are similar to the quarterly monitoring events in 2014 and 2015. The VOC results demonstrate that reductive dechlorination is occurring in multiple locations within the plume.

The higher levels of TOC and ethene have been consistently observed in MW-38, which indicate that there is bioavailable organic carbon in this area that is supporting the indigenous microbial population of DHC and contributing to complete reductive dechlorination of VOCs in groundwater. The lower rates of reductive dechlorination observed in the plume may be due to the lower levels of TOC observed in various locations throughout the plume and the elevated DO levels.

3.4 Data Quality Assessment

All field and analytical data were reviewed by Ramboll Environ. Validation findings are summarized below. Detailed validation reports are included in Appendix C.

3.4.1 Field Data

Field data were collected and validated according to the RADD, Work Plan and associated SOPs and USEPA Contract Laboratory Program National Functional Guidelines for Superfund Organic Methods Review (August, 2014). The field data and documentation were evaluated against the following criteria, as appropriate:

Samples were collected at the specified locations identified in the RADD plus five wells sampled on the northeast corner of the Whirlpool property (MW-87 through MW-91), six wells sampled on the Boys and Girls Club property (MW-96 through MW-99, MW-183 and MW-184), nine wells sampled for ISCO monitoring (MW-23, MW-24, MW-81, MW-82, MW-92 through MW-95 and IW-101, IW-115 and MW-172), two temporary wells sampled for in-situ chemical reduction (TMW-10 and TMW-11) and twenty-five additional wells sampled to support the evaluation of the source area, plume boundary and shallow groundwater.

- Field instrumentation calibration and quality assurance/quality control (QA/QC) checks on equipment were conducted on a daily basis, prior to field work; and
- Sample documentation protocol and chain-of-custody protocols were followed per Ramboll Environ Field Procedures.

3.4.2 Laboratory Analytical Data

All VOC (SW846 5030B/8260B) analytical results for the 76 RADD plume boundary, onsite and offsite wells, in addition to wells noted in Section 3.4.1, received data validation by a Ramboll Environ Project Chemist. During the data validation process, data validation qualifiers were assigned to the results per USEPA Contract Laboratory Program National Functional Guidelines for Superfund Organic Methods Review (August, 2014), as necessary, to indicate potential limitation on use of the data. In addition, data qualifier codes were added to the results to indicate the reason(s) for qualification and the associated bias direction, if discernible.

The following sections provide a summary of the data validation results.

General Usability Assessment

The laboratory data packages for VOC analysis received from Pace Analytical Services were paginated, complete and overall of good quality. The data packages submitted contained modified level II data packages for data validation.

The data quality for VOCs was generally acceptable. A number of analytes were qualified as non-detect due to method, equipment and trip blank contamination. This contamination generally originates from carry over on the instrument, from common laboratory contaminants used in the laboratory and from cross contamination during shipping and storage of samples.

The overall quality of analytical data is inferred from the quantitative and qualitative data quality indicators of reporting limits, accuracy, precision, completeness, representativeness and

comparability. A general overall assessment of each of the data quality assurance objectives is provided below:

- **Reporting Limits.** The minimum reporting limits required were attained on undiluted samples with the exception of 1,3-dichloropropene and 1,1,2,2-tetrachloroethene. The laboratory instrument used for USEPA Method 8260B cannot be calibrated to detect 1,3-dichloropropene at a RAL of 0.41 µg/L or 1,1,2,2-tetrachloroethene at a RAL of 0.066 µg/L as prescribed by the RADD. The method detection limit (MDL) for 1,3-dichloropropene at 0.14 µg/L was below the RAL whereas the MDL for 1,1,2,2-tetrachloroethene was 0.15 µg/L which is above the RAL listed in the RADD. ADEQ was informed of the limitations of the laboratory instrument in March 2014.

  Elevated target analyte concentrations necessitated dilutions for several samples. In such instances, the reviewer selected the result for each target analyte, corresponding to the analysis run with the least dilution. All other analytes were reported from the undiluted analysis if applicable. Results below the reporting limit (RL) were flagged by the laboratory if above the MDL. To reflect the uncertainty associated with values reported between the MDL and RL, these results were qualified as estimated ("J").

- **Precision.** The MS/MSD relative percent difference (RPD) results for VOCs and the field duplicate RPD VOC results satisfied applicable precision criteria for the majority of analytes with the following exceptions; four out of the five field samples which were selected for MS/MSD analysis MW-55R-201605, ITMW-20-201605, MW-28-201605 and MW-90-201605 with MS/MSD RPDs reported slightly outside of laboratory criteria. For sample MW-55R-201601 Dibromochloromethane had a reported RPD of 14% and exceeded the laboratory control criteria of 14%. For sample ITMW-20-201601 two analytes (Styrene and Trichloroethene) had MS/MSD RPDs reported slightly above the laboratory control criteria. In addition MW-28-201601 had two analytes (1,1-DCA and chloromethane) with MS/MSD RPDs reported above laboratory control criteria and MW-90201605, the analyte acetone had an MS/MSD RPD reported above laboratory control criteria. While the slightly high MS/MSD RPDs may indicate possible poor precision, all MS/MSD recoveries for these analytes were within laboratory control criteria. Therefore, this non-conformance does not affect the usability of the data and qualification of data was not required. All ten field duplicate results had calculated RPDs less than 30% for all aqueous samples, indicating adequate and reproducible field and laboratory collection and analytical techniques with the exception of sample MW-92-201605 and its associated duplicate DUP-08-201605. Duplicate RPDs for one analyte (chloromethane) was reported above 30% indicating poor replicate precision. As the LCS RPD was reported within laboratory control criteria, this non-conformance does not affect the usability of the data and qualification of data was not required.

- **Accuracy.** Accuracy is a measure of bias in a measurement system. The closer the value of the measurement agrees with the true value, the more accurate the measurement. This was expressed as the percent recovery of LCSs, MS/MSDs and surrogates. Surrogate spike recoveries, MS/MSD results and LCS results for constituents of concern satisfied the applicable evaluation criteria for accuracy, which indicates that overall accuracy with respect to the analytical system and to the site

specific matrix can be considered acceptable. Several recoveries were outside of acceptable criteria and qualification of data was required for twelve sample results. In addition, one MS/MSD recovery for styrene was below 10% indicating that the instrument was not able to sufficiently determine the presence of the analyte in the sample matrix. Therefore, the non-detect results of styrene in sample ITMW-6-201605 was rejected and qualified as "R" indicating that the data cannot be used for any purpose.

- **Completeness.** Completeness is a measure of the number of valid measurements obtained in relation to the total number of measurements planned. Completeness is expressed as the percentage of valid or usable measurements to planned measurements. One data points out of 5202 data points were rejected during the validation process. As such, the completeness for the 2016 second quarter event is 99.9%.
- **Representativeness.** Representativeness is a qualitative parameter which expresses the degree to which sample data accurately and precisely represents a characteristic of a population, parameter variations at a sampling point, or an environmental condition. The agreement between the field duplicate results was used to assess representativeness. As discussed above one sample duplicate result had RPDs which indicated possible poor precision due to sample collection inconsistencies, however for all other sample and duplicate pairs, the general agreement between the field duplicate results is considered to indicate that the samples collected are adequately representative of the medium sampled.
- **Comparability.** In essence, comparability was maintained by consistency in sampling conditions, selection of sampling procedures, sample preservation methods, analytical methods and data reporting units.

4 Plume Stability

This section includes discussion of trends for individual wells, trends for groups of wells, plume boundaries and concentration versus time plots. The discussion and assessment of the plume is based upon a macro-analysis of the entire plume versus a single well analysis to categorize the plume stability. Individual wells will inherently exhibit variability and fluctuations that will influence plume boundaries in any given quarter. The macro-analysis of the entire data set minimizes the over weighting of any particular well or data set from a well. Monitoring wells installed after the 2013 RADD was issued by ADEQ are only included in this analysis if they have been sampled a sufficient number of times to establish temporal trends (statistical trend analysis typically requires data from at least four sampling events).

Table 7 presents a historical summary of TCE and degradation products, cis-1,2-DCE and VC, concentrations in groundwater samples. These values are used for the analysis of trends described in the remainder of this section.

4.1 Lines of Evidence

Several analytical tools or "lines of evidence" were used to evaluate plume stability conditions including:

- **Statistical Methods**. Mann-Kendall nonparametric test (Gilbert, 1987; USEPA, 2000) to calculate the temporal trend in individual well analyte concentrations over time.
- **Isoconcentration Maps.** Qualitative method to evaluate temporal trends by comparing representations of plume concentration and extent for certain periods over the duration of monitoring.
- **Time vs. Concentration Plots.** Qualitative method to evaluate temporal trends in constituent concentration for individual wells and for representative concentration of overall plume (mean). The plots also include exponential regression lines to aid the analysis of temporal trends.

4.1.1 Statistical Analysis of Temporal Trends

The Mann-Kendall test (Gilbert, 1987) is a non-parametric test for linear trend, based on the idea that a lack of trend would be represented by a time series plot fluctuating randomly about a constant mean level, with no visually apparent upward or downward pattern. Because Mann-Kendall is a non-parametric test, it is not dependent upon the magnitude of data, the distribution of the data (does not have to have a normal distribution), missing data from a particular sampling event, or irregularly spaced monitoring events. Mann-Kendall assesses whether a time-ordered data set exhibits an increasing or decreasing trend, at a predetermined level of significance.

The Mann-Kendall statistic is computed by looking at all possible pairs of measurements in the data set and scoring each pair as follows:

- An earlier value lower in magnitude than a later one is assigned a value of 1;
- An earlier value higher in magnitude than a later sample is assigned a value of –1; and
- Two identical values are assigned 0.

The scores from all of the pairs are added together to get the Mann-Kendall statistic (S), a positive value of S indicates that a majority of the differences between earlier and later measurements are positive, which suggests an increasing trend over time. Conversely, a negative value for S implies that a majority of the differences between earlier and later values are negative, indicating a decreasing trend. A value near zero indicates a roughly equal number of positive and negative results. This indicates the values have randomly fluctuated around a constant mean with no apparent trend. If the Mann-Kendall test indicates that there is not a statistically significant trend a second test, coefficient of variation (COV), is performed to determine if the trend is stable (COV is less than 1, little variation above and below the mean value) or if no trend exists (COV is greater than 1, high variation above and below the mean value).

The applicable outcomes of the temporal trend analysis are as follows:

- **Increasing**. Statistically significant increasing trend for concentrations (>90% confidence);
- **Stable.** No statistically significant trend for concentrations along with low variability for results (coefficient of variance <1);
- **No Trend**. No statistically significant trend for concentrations along with high variability for results (coefficient of variance >1);
- **Decreasing**. Statistically significant decreasing trend for concentrations (>90% confidence);
- **<PQL (Practical Quantitation Limit).** All sample results have a “J” qualifier (estimated result greater than the method detection limit but less than the reporting limit) or a mixture of non-detects and results with “J” qualifiers; and
- **Not Detected (ND).** Constituent has not been detected at the well during the time period analyzed.

The trend analysis performed for groundwater concentrations from 2009 (when installation of the last of the current wells used for monitoring in accordance with the RADD was complete) through the second quarter of 2016 are summarized in Tables 8 and 9. MW-42B and MW-43 were damaged in 2009 and permanently abandoned in 2014; therefore no statistical evaluation was performed for these wells. The following is the list of wells in each category (this list is only presented for evaluation of plume stability):

- **Northern Plume Wells (43 wells)**. MW-23, MW-24, MW-27, MW-28, MW-31/31R, MW-32/32R, MW-33/33R, MW-34/34R, MW-35R, MW-36/36R, MW-39/39R, MW-40/40R, MW-41/41R, MW-46R, MW-50, MW-55/55R, MW-56/56R, MW-57/57R, MW-58/58R,

MW-60, MW-61, MW-62/62R, MW-63/63R, MW-65, MW-66, MW-67/67R, MW-68, RW-69, MW-70, MW-71, IW-72, IW-73, IW-74, IW-75, IW-76, IW-77, IW-78, IW-79, IW-80, MW-81, MW-82, MW-83 and MW-84.

- **Northeast Corner Wells (9 wells)**. MW-87, MW-88, MW-89, MW-90, MW-91, MW-96, MW-97, MW-98 and MW-99.
- **Southern Plume Wells (36 wells)**. ITMW-1, ITMW-2, ITMW-3, ITMW-4, ITMW-5, ITMW-6, ITMW-7, ITMW-9, ITMW-10, ITMW-11, ITMW-12, ITMW-13, ITMW-14, ITMW-15, ITMW-16, ITMW-17, ITMW-18, ITMW-19, ITMW-20, ITMW-21, MW-22, MW-23, MW-24, MW-25, MW-26, MW-29, MW-30, MW-37, MW 38, MW-85, MW-86, MW-92, MW-93, MW-94, MW-95 and MW-172.
- **Source Area Wells (16 wells)**. ITMW-11, ITMW-12, ITMW-15, ITMW-17, ITMW-18, ITMW-19, MW-25, MW-37, MW-38, MW-85, MW-86, MW-92, MW-93, MW-94, MW-95 and MW-172.

Contaminant concentration trends as established during the first quarter event are summarized below:

- **Northern Plume Wells (43 wells):** The Mann-Kendall trend analysis utilizes data from all wells associated with the second quarter 2016 groundwater monitoring event for the northern plume (Table 8). As described in more detail below, our determination that a majority of the wells exhibit little or no TCE or a decreasing or stable TCE concentration trend is based on the fact that 86% (37 of 43 wells) of these wells exhibit either little or no TCE or a decreasing or stable TCE concentration trend.

  The trend analysis for the 43 wells associated with monitoring the northern plume indicates the following:

  - Seven wells exhibit a stable trend for TCE concentrations.
  - Nineteen wells exhibit a decreasing trend for TCE concentrations.
  - Eight wells exhibit no trend regarding TCE concentrations according to the statistical test. TCE concentrations in seven out of eight of these wells consisting of MW-27, MW-31/31R, MW-39/39R, MW-67, MW-68, IW-72 and IW-75 have been non-detect or have been detected but at less than 1.8 µg/L since October 2012. MW-82 exhibits no trend and TCE concentrations have been approximately 5 µg/L during the last year of monitoring.
  - Four wells exhibit TCE concentrations below detection limits or below reporting limits.
  - Five wells exhibit an increasing trend for TCE concentrations.
- TCE concentrations in 11 of the 43 northern plume wells (26%) have been non-detect or less than 1.8 µg/L since October 2012 and 26 of the 43 wells (60%) have exhibited decreasing or stable trends; therefore, 37 of the 43 northern plume wells (86%) exhibit either little or no TCE or a decreasing or stable TCE concentration trend. We believe that this supports our plume stability conclusions.

As noted, TCE concentration trends are increasing in five of 43 (12%) of the wells (MW-36R, MW-56R, MW-57R, MW-61R and MW-66). Further, of the five wells located in the northern plume with increasing TCE concentration trends:

- Two wells (MW-61R and MW-66) had concentrations during the 2016 first quarter that were within historical ranges of detected values. The TCE concentration of 5.3 µg/L at MW-61R represents a slight increase in the TCE concentration compared to the first quarter of 2016 (3.9 µg/L vs. 5.3 µg/L), but the current concentration still represents a substantial decrease in TCE concentrations over the last year as a result of ISCR. Further monitoring is necessary to confirm continued downward trends in TCE concentrations as a result of ISCR (as discussed in the Groundwater Monitoring Plan).

  TCE concentrations at MW-66 during the previous year have ranged from 0.53 µg/L to 3.3 µg/L µg/L and the current concentration of 2.6 µg/L which is within the range of previous concentrations. The maximum concentration detected in MW-66 is 3.5 µg/L in March 2014. MW-66 was abandoned in early August 2016 due to the Jenny Lind Road construction project and a new well was installed west of Jenny Lind Road (approximately 100 feet west of the former location of MW-66). MW-67 and MW-193 were also abandoned due to the road construction project and new wells were installed west of Jenny Lind Road.

- The TCE concentration at MW-36R of 1.7 µg/L is the first non-estimated detection since November 2010 but below historical detection limits and only slightly above current detection limits.

- The TCE concentration at MW-56R is 734 µg/L is a historical maximum concentration for this well; although, other increases in TCE concentrations are noted in this well during spring sampling events (e.g. TCE concentrations during previous select Spring monitoring events were 230 µg/L in May 2010, 618 µg/L in March 2014, and 495 µg/L in April 2015). This well is scheduled to be monitored again in October 2016 in accordance with the revised Groundwater Monitoring Plan.

- The May 2016 TCE concentration at MW-57R of 425 µg/L is a historical high concentration; although TCE concentrations at MW-57R have remained relatively stable during the last year with previous quarterly TCE concentrations of 409 µg/L, 400 µg/L and 422 µg/L in July 2015, October 2015 and January 2016, respectively.

- **Northeast Corner Wells (nine wells):** The five wells (MW-87 through MW-91) located on Whirlpool property in the area of the northeast corner plume have been sampled eight times between June 2014 and May 2016 and four wells (MW-96 through MW-99) located on Boys & Girls Club property further to the northeast have been sampled seven times between October 2014 and May 2016. This allows for statistical analysis of temporal trends over an approximate two year period but does not allow for the interpretation of long-term temporal trends in these wells. Overall TCE concentrations trends at MW-88 and MW-90 are continuously non-detect to low J-flagged values, at

MW-89 the current quarter concentration of 14.0 µg/L is less than the high value of 19.5 µg/L in June 2014.

The overall TCE concentration trends are increasing in MW-87 and MW-91 with concentrations ranging from 564 µg/L to 839 µg/L and 234 µg/L to 530 µg/L, respectively. During the last five quarterly events, TCE concentrations in MW-87 have been 758 µg/L, 758 µg/L, 708 µg/L, 757 µg/L (duplicate sample result of 781 µg/L) and 839 µg/L; therefore, these results suggest the TCE concentrations in MW-87 appear to be stable during the last year with a possible increase noted during the latest monitoring event. During the last five quarterly events, TCE concentrations in MW-91 have been 438 µg/L, 411 µg/L, 405 µg/L (duplicate sample result of 442 µg/L), 413 µg/L (duplicate sample result of 422 µg/L) and 530 µg/L (duplicate sample result of 459 µg/L); therefore, these results suggest the TCE concentrations in MW-91 appear to be fairly stable in the time period of April 2015 through May 2016 (noting an increase during the latest monitoring event). MW-87 and MW-91 are both scheduled to be monitored during the October 2016 groundwater monitoring event in accordance with the proposed, revised Groundwater Monitoring Plan.

TCE concentrations in MW-96 through MW-99 and MW-184 on the Boys & Girls Club property continue to be below detection limits (i.e. less than 0.17 µg/L) (except for estimated TCE concentrations of 0.21 µg/L during the January 2016 event at MW-99 and 0.59 µg/L during the January 2015 event at MW-96). TCE was detected in MW-183 at 2.8 µg/L during this monitoring event which compares to the 2.0 µg/L and 2.7 µg/L TCE concentrations detected in October 2015 and January 2016, respectively.

- **Southern Plume Wells (36 wells):** As described in more detail below, our determination that a majority of the wells exhibit little or no TCE or a decreasing or stable TCE concentration trend is based on the fact that 33 of 36 (92%) of the southern wells exhibit either little or no TCE or a decreasing or stable TCE concentration trend. The trend analysis for the 36 wells associated with monitoring the southern plume indicates the following:
    - Eight wells exhibit a stable trend for TCE concentrations.
    - Nineteen wells exhibit a decreasing trend for TCE concentrations.
    - Three wells exhibit no trend regarding TCE concentrations (TCE concentrations at two of these wells, consisting of ITMW-20 and MW-26, have been non-detect or less than 5 µg/L since October 2011). TCE concentrations at MW-85 (the other well with no trend) exhibit no trend according to the statistical test and the concentrations have varied by two orders of magnitude during the year of monitoring. The TCE concentration at MW-85 decreased from 12,000 µg/L in October 2015 to 6,980 µg/L in January 2016 and now has further decreased to 678 µg/L in May 2016. These fluctuations in concentrations preclude development of a mathematical trend using Mann-Kendall trend analysis.
    - Three wells exhibit TCE concentrations below PQLs.

  - Three wells (ITMW-6 and ITMW-10 located south of the former manufacturing building and MW-38 located immediately north of Area 1) exhibit an increasing trend for TCE concentrations.

  As noted, TCE concentration trends are statistically increasing in three of the 36 (8%) southern plume wells (ITMW-6, ITMW-10 and MW-38) and of these wells the following observations can be made:

  - MW-38 is a source area well and is discussed further below.
  - ITMW-6 TCE concentrations have been primarily detected at less than 5 µg/L. TCE concentrations have ranged from 2.7 to 4.7 µg/L over the time period of October 2013 through May 2016. The current TCE concentration is 4.4 µg/L which is within the range of concentrations reported over the last several years.
  - ITMW-10 will continue to be monitored regarding the increasing trend of TCE concentrations near the south central boundary of the building; concentrations for cis-1,2-DCE and VC at ITMW-10 showed decreasing trends. The May 2016 TCE concentration of 743 µg/L (duplicate sample result of 673 µg/L) is slightly lower than the previous January 2016 concentration of 761 µg/L.

- **Source Area Wells (16 wells):** The source area wells showed predominantly decreasing or stable concentration trends for TCE (ten wells decreasing, four wells stable and one well with no trend) and for cis-1, 2-DCE (nine wells decreasing and six wells stable). Only one source area well, MW-38, has continued to demonstrate an increasing concentration trend for TCE and cis-1,2-DCE based upon the Mann-Kendall test, however TCE concentrations have been continuing to decrease at MW-38 since October 2014 and the current TCE concentration is 55% less than the October 2014 concentration. During the last year, the quarterly TCE concentrations in MW-38 have been 3,420 µg/L, 2,740 µg/L, 3,680 µg/L and 3,040 µg/L; therefore, these results suggest the TCE concentrations in MW-38 are beginning to stabilize.

4.1.2 Isoconcentration Maps

Figures 2A and 2B show isoconcentration lines at the northern, northeastern and southern plumes for the 2016 Second Quarter groundwater monitoring event. Figure 2A of this report shows TCE concentrations exceeding 5 µg/L on and near the northeast corner of the facility. The presence of TCE in this area does not necessarily represent an expansion of the plume beyond the bounds of its historical maximum extent.

The 2014 second quarter groundwater monitoring event was the first time that the TCE concentration at MW-61 significantly exceeded 5 µg/L, requiring the isoconcentration line to be extended to include MW-61. This trend continued during the 2015 fourth quarter event, with a TCE concentration of 13.3 µg/L reported at MW-61R. An ISCR pilot test commenced at MW-61R in October 2015 and the first quarter 2016 TCE concentration in MW-61R was 3.9 µg/L; therefore, the isoconcentration no longer extended past this well. The most recent concentration of 5.3 ug/L has caused the isoconcentration to slightly extend further than MW-61R. Concentrations will continue to be monitored in this area.

MW-193 was installed northeast (down-gradient) of MW-61R in September 2015 and TCE was not detected during the fourth quarter 2015, first quarter 2016, or second quarter 2016 sampling events. As noted above, MW-193 was abandoned in early August 2016 due to the Jenny Lind Road construction project, and a new well was installed west of Jenny Lind Road and immediately south of Brazil Avenue to continue monitoring the northeast portion of the north plume.

4.1.3 Concentration vs. Time Plots

The average (arithmetic mean) of the detected TCE, cis-1,2-DCE and VC concentrations were calculated for each of the 20 comprehensive groundwater monitoring events conducted at the Site beginning in 2009 and are summarized in Table 10. Average concentrations for all locations presented on Table 10 (combined northern and southern plume wells, northern plume wells, southern plume wells, source area wells and northeast corner wells) increased compared to the first quarter 2016 sampling event (1,252 µg/L versus 1,614 µg/L) but decreased compared to the fourth quarter 2015 event (1,818 µg/L).

Figures 5 through 9 show the average concentrations versus time for the combined northern and southern plume wells, the northern plume wells, the southern plume wells, the source area wells and the northeast corner plume wells, respectively. Decreases in average concentrations for TCE, cis-1,2-DCE and VC are noted over the monitoring period for the combined northern and southern plume wells, southern plume wells and source area wells. The average concentrations of TCE, cis-1,2-DCE and VC in the northern plume wells continue to decrease, but at a moderate rate compared to the remainder of the wells. The average TCE concentration trend in the northeast corner wells has continued to increase gradually over the approximate one year and 10 month time period since the wells were installed.

TCE and cis-1,2-DCE concentration versus time charts are also provided for pairs of wells located in the southern plume, source area and two located in the northern plume (Figures 10 and 11). As shown on Figure 10, although TCE concentrations continue to increase in ITMW-10 (primarily during the previous ten most recent sampling events) concentrations of cis-1,2-DCE in ITMW-10 and in nearby ITMW-9 have been decreasing. The concentration of TCE at ITMW-9 shows a decreasing to stable trend. Figure 11 shows concentration trends for ITMW-19 and MW-25 located in the source area; concentrations are generally decreasing with decreases of one to two orders of magnitude following the third ISCO injection event in the source area. Figure 12 shows TCE concentrations at MW-61/61R increasing above historical maximums but the October 2015, January 2016 and May 2016 results are comparable to historical low concentrations.

4.2 Summary of Plume Stability

The overall groundwater conditions at the Site exhibit decreasing to stable characteristics in a predominant number of wells based upon statistical analysis of temporal concentration trends, decreasing average TCE concentrations in the southern plume, decreasing to stable average TCE concentrations in the northern plume and an aerial extent for the north plume predominantly within the bounds of the historical maximum plume extent. Using the Mann-

Kendall statistic test, temporal trend increases in TCE concentrations observed in MW-61R and MW-66 are within historical ranges and continue to be reported at levels below or near the RAL (more recently in MW-61R). The boundaries of the south plume have been modified based upon the findings from the Property Boundary Investigation September 2014, data obtained from MW-182 (installed in late June 2015) and the data from the south sentinel wells (installed in late September 2015).

The site-wide groundwater conditions can be categorized as three separate plumes with distinct characteristics (i.e. the southern plume, the northern plume and northeastern plume).

The southern plume is characterized by:

- A relatively flat south, southeast potentiometric gradient with a southwestern gradient in the southern section of the plume;
- Source area (Area 1) TCE concentrations greater than 10,000 µg/L;
- An aerial extent of approximately 1,121,000 square feet (ft^2) (predominately located under the footprint of the Whirlpool building); and
- A decreasing trend in average TCE concentrations.

The northern plume is characterized by:

- A north-northeast potentiometric gradient that is flat in the south portion of the north plume but steepens to north-northeast;
- TCE concentrations generally between 100 and 800 µg/L;
- An aerial extent of approximately 463,000 ft^2 located north of the Whirlpool property (containing the manufacturing building) and extending to the residential area to the north and northeast; and
- A decreasing trend in average TCE concentrations.

The northeast plume is characterized by:

- An east, northeast potentiometric gradient.
- TCE concentrations generally between 5 and 850 µg/L.

An aerial extent of approximately 240,000 ft^2 located northeast of the Whirlpool building and extending to property owned by the Boys and Girls Club, but offsite groundwater TCE concentrations in monitoring wells are below the RALs.

5 ISCO Remedial Effectiveness

This section includes discussion of April and May 2016 TCE concentrations in groundwater as they relate to the effectiveness of the last ISCO injection event completed in Area 1, Area 2 and the supplemental neck area in September and October 2015. This event also complements the three 2014 ISCO injection events completed in Area 1, the supplemental neck area and Area 2 and Area 3. Further discussion of all injection events are found in the 2015 Two Year Technical Review Report (February 2016). In addition, further specific discussion of the 2015 injection event is discussed in the Fourth Quarter 2015 Progress Report dated January 2016 and further specific discussion of the three 2014 ISCO injection events are found in the quarterly progress reports completed in 2014 as well as the 2014 Remedial Action Effectiveness Report dated January 2015.

The percent reduction in TCE concentrations was calculated for individual wells and for groups of wells in areas where ISCO injections occurred. If a well had not been sampled in January 2016 then the most recent result available was used to calculate the sum of TCE concentrations for each area. The calculations for assessment of ISCO remedial effectiveness will be modified in future monitoring reports in accordance with the assessment of rebound presented in the revised Groundwater Monitoring Plan (see Section 5.1).

Table 11 presents a comparison of TCE concentrations in groundwater prior to the October 2014 ISCO event (September 2014 and October 2014) and the associated post injection monitoring results in Area 1. The most recent post injection monitoring results from May 2016 indicate overall TCE concentration decreases in thirteen monitoring wells ranging from 3% (MW-95) to nearly 100% (ITMW-18). Concentration increases relative to baseline conditions (September and October 2014 concentrations) include 2% at MW-92 and 126% at ITMW-11. The sum of TCE concentrations at the wells monitored in Area 1 decreased from a baseline of 944,213 µg/L in September and October 2014 to approximately 343,904 µg/L in May 2016 (~64% decrease).

MW-25, MW-85 and MW-86 are located near the former linear drainage feature where the highest concentrations of TCE in groundwater have historically been measured. Table 12 presents historic data from May 2014 (prior to the second injection event) for these wells through May 2016. While TCE concentrations increased at MW-25 since May 2014, the sum of TCE concentrations in all three wells has decreased from approximately 553,470 µg/L in May 2014 to approximately 118,578 µg/L in May 2016 (~79% decrease). Baseline TCE concentrations at MW-25 and MW-85 were much lower, less than 1% to less than 4% of the baseline concentration observed at MW-86. Therefore, it is likely that the ISCO treatment in the area has liberated TCE bound to the surrounding soil into the aqueous phase. As mentioned in the April 8, 2016, Response to ADEQ Correspondence on the Fourth Quarter 2015 Progress Report, fluctuations in TCE concentration in the groundwater can be viewed as a positive effect because contaminants become much more treatable in the aqueous phase.

Table 13 summarizes the TCE concentrations from wells in the supplemental neck area. The sum of TCE concentrations in the supplemental neck area decreased from approximately 1,296 µg/L prior to the second injection event in May 2014 to 48 µg/L in May 2016 (~96% decrease).

This represents a continued decrease relative to the 60 day post injection monitoring results in December 2015 when the sum of TCE concentrations was 225 µg/L. Similarly Table 14 summarizes the TCE concentrations from wells in Area 2 and Area 3. The sum of TCE concentrations in Area 2 and Area 3 decreased from approximately 3,865 µg/L prior to the second injection event in May 2014 to 546 µg/L in May 2016 (~86% reduction). This represents a further decrease in TCE concentrations in Area 2 and Area 3 since December 2015 when the sum was 669 µg/L. As of May 2016, the majority of the supplemental neck area and Area 2 and Area 3 wells saw greater than 85% decrease and no increasing TCE concentrations relative to baseline conditions were measured.

The effectiveness of ISCO injection events as compared to May 2016 monitoring results is summarized as follows:

- The sum of TCE concentrations in Area 1 wells (IW-127, IW-141, IW-147, IW-152, IW-153, IW-157, MW-25, MW-38, MW-85, MW-86, MW-92, MW-93, MW-94, MW-95, MW-172, ITMW-11, ITMW-12, ITMW-15, ITMW-17, ITMW-18 and ITMW-19) decreased from an approximate baseline (September and October 2014) of 944,213 µg/L to approximately 343,904 µg/L in May 2016, roughly one year and six months following the last injection event in this area (~64% decrease), other notable decreases in TCE concentrations (greater than 85%) were observed at MW-85, MW-94, ITMW-18 and ITMW-19.
- The sum of TCE concentrations in wells in the supplemental neck area (IW-101, MW-23, MW-24, MW-83 and MW-84) decreased from approximately 1,296 µg/L to approximately 48 µg/L roughly seven months following the last injection event in this area for an approximate 96% decrease. No increasing TCE concentrations relative to baseline concentrations were measured.
- The sum of TCE concentrations in wells in Area 2 and Area 3 (MW-34, MW-35R, MW-36, MW-65, MW-81, MW-82, IW-77, IW-78, IW-79, IW-80 and IW-115) decreased from approximately 3,865 µg/L to approximately 546 µg/L roughly seven months following the last injection event in this area for an approximate 86% decrease. No increasing TCE concentrations relative to baseline concentrations were measured.

Overall TCE concentrations continue to decrease in the supplemental neck area and Areas 2 and 3 while remaining generally stable in Area 1 relative to the preceding sampling events.

5.1 Rebound

Rebound is a term used when concentrations of a COC in groundwater are observed to decrease following the implementation of a remediation technology and then increase at a later time. Rebound may be the result of back diffusion of COCs out of low permeability media; incomplete treatment of sorbed TCE followed by re-equilibration with the aqueous phase; or other processes[3].

[3] ISCO for Groundwater Remediation: Analysis of Field Applications and Performance; Krembs, Siegrist, Crimi, Furrer and Petri; Groundwater Monitoring and Remediation20, No. 4, Fall 2010, pages 42-53 (Peer reviewed reference).

Rebound is an expected phenomenon and is known, in particular, to be a common occurrence when using in-situ chemical oxidation (ISCO) as a source area remedy, as noted in the June 29, 2015, letter submitted to ADEQ titled Methods for Assessment of Constituent Concentration Rebound by Ramboll Environ. A rebound condition does not necessarily mean that the ISCO injection event has failed. Rebound can be an indication of the positive effects of the transfer of contaminants to the more treatable aqueous phase.

As discussed at length in the revised Groundwater Monitoring Plan (and in response to ADEQ requests), the calculation of rebound consists of comparing the pre-ISCO concentration in respective wells with the post-ISCO concentration. The pre-ISCO concentration is calculated as the average of the TCE concentrations for the four quarters or the year prior to performance of ISCO. Several wells used to monitor ISCO were installed immediately prior to performance of ISCO and therefore only limited data is available prior to the ISCO event for comparison.

Assessment of rebound also includes consideration of the variability (i.e. variability includes comparison of TCE concentrations, sodium persulfate concentrations and certain field parameters to within a range of variability of 10% or less over three consecutive monitoring events) of groundwater conditions at the respective monitoring wells, prior to assessing rebound. Only two monitoring wells in the ISCO treatment areas continue to exhibit variable TCE concentrations --MW-25 and MW-38 (see Table 1 in the revised Groundwater Monitoring Plan). Monitoring wells adjacent to Area 1 consisting of MW-93 and MW-95 also exhibit variable TCE concentrations. Monitoring wells exhibiting low variability consist of: the monitoring wells in Areas 2 and 3, those in the Neck Area, and ITMW-18 and ITMW-19 in Area 1. It is premature to assess rebound definitively in treatment areas that continue to exhibit variable TCE concentrations, sodium persulfate concentrations or field parameters. However, further monitoring of those identified wells is warranted and proposed, in order to facilitate any conclusive assessments of rebound at those specific locations.

A qualitative review of the data and comparison of pre-ISCO and post-ISCO concentrations (summarized in the revised Groundwater Monitoring Plan) indicates assessment of rebound should focus on MW-25 (noting variable conditions continue at this well). All other wells in the treatment areas exhibit significant concentration reductions with no indication of rebound (regardless of the quantitative computation used to calculate rebound), excluding MW-38 which currently exhibits less than effective ISCO treatment at this well. To simplify the assessment of rebound, in the future we will consider that if the TCE concentration in a respective well has consistently exhibited higher TCE concentrations post-ISCO compared to the pre-ISCO concentrations, then a rebound condition is considered to exist at that specific well.

6 ISCR Remedial Effectiveness

This section includes discussion of 2016 second quarter results for the ISCR Pilot Study being conducted in the northeast extent of the off-site TCE impacts near monitoring well MW-61R. A total of 4,844 gallons of ISCR reagents including 7,500 pounds of ProvectIR-40™ [40% by weight 20-30 micron zero valent iron (ZVI)], 660 pounds MgO and 13 L of DHC (SDC-9 consortium) inoculum were injected across three permeable reactive barrier (PRB) treatment zones in 44 temporary direct push injection points from September 29 through October 2, 2015 (Figure 13). Post injection monitoring for field water quality parameters (temperature, conductivity, DO, pH, ORP, ferrous iron), laboratory geochemical and biochemical indicators (total iron, manganese, sulfate, alkalinity, ammonia, phosphate, TOC and volatile fatty acid (VFA): acetate, propionate and butyrate), hydrogen and VOCs using EPA Method 5030B/8260 was conducted on October 8, 2015 (six days following the end of the injection event) at subsequent 30 day intervals through January 2016 and at 210 days after injection in May 2016 (see Table 15).

Observations regarding the field water quality data collected approximately 210 days post ISCR injection (concurrent with the Second Quarter event) are as follows:

- At MW-61R the 210 day results indicate sustained negative ORP beginning 20 days post injection (–152 mV) through May 2016 (-125 mV), very low DO over the same period (0 to 0.17 mg/L) and elevated specific conductance (2,190 to 1,250 µS/cm). Field pH reading of 6.79 SU is within the range considered neutral (6 to 8 standard units) and exceeds the baseline value of 6.22. The groundwater exhibited an organic odor and pale yellow color.
- At TMW-11 the ORP level remained negative (-150 mV in December 2015, -128 mV in January 2016 and -154mV in May), DO is still near zero (0.15 mg/L) and the specific conductance is elevated (2,512 µS/cm). The groundwater exhibited a strong organic odor. Field pH reading of 7.17 SU exceeds the baseline value of 6.52 SU.
- At TMW-10, DO and ORP decreased and the pH increased since January 2016.

Table 16 presents the laboratory analytical results for VOCs and various natural attenuation parameters. The results in Table 16 indicate that the ISCR injection promoted a significant increase in total iron, manganese, sulfate, alkalinity, ammonia, phosphate, TOC and VFA: acetate, propionate and butyrate in comparison to the baseline data for MW-61R and TMW-11. The increases in total iron, ferric iron and ferrous iron were due to the ZVI material associated with the ProvectIR-40™ product. Likewise, the ISCR injection also resulted in a significant increase in TOC, which was subsequently utilized by the indigenous and bio-augmented microbial populations to produce VFA. The VFAs increased by more than two to three orders of magnitude in MW-61R, which also promoted the production of hydrogen, which is used as the electron donor for reductive dechlorination of VOCs. At the 90 day sample point, there were still elevated levels of VFAs propionate and acetate in TMW-11.

Approximately 210 days following injection, laboratory results supporting continuation of ISCR at MW-61R and TMW-11 include the following:

- Elevated total and ferric iron;
- Elevated alkalinity and pH;
- Elevated methane and positive results for ethane and ethene; and
- Positive results for hydrogen and the presence of DHC.

Table 17 shows the TCE concentrations for MW-61R, TMW-10 and TMW-11 over time and the percent TCE reductions post 210 days injection of the ISCR reagent. Concentrations have fluctuated slightly but results still indicate 68% reduction and a 74% reduction in TCE levels in MW-61R and TMW-11, respectively, indicating significant reduction of TCE continues near these wells. The cis-1,2-DCE and ethene results in Table 16 demonstrate reductive dechlorination in the groundwater near these wells.

Evidence that the pilot process is affecting groundwater conditions near TMW-10 include:

- Increase in iron levels and alkalinity;
- Increase in cis-1,2-DCE concentrations;
- Increase in methane (1.3 to 700 µg/L), detection of ethane, ethene and hydrogen; and
- TCE concentration reductions ranging from 35-46%.

A summary of the field and analytical monitoring data is discussed below:

- Field water quality parameters and laboratory geochemical and biochemical analytical data indicate that the ISCR injection impacted MW-61R and TMW-11 within approximately one month post injection. Specifically, there was a significant reduction in DO and ORP in MW-61R and TMW-11.
- The increase in cis-1,2-DCE concentrations in MW-61R and TMW-11 in comparison to baseline levels over the first 90 days indicate that the ISCR injection enhanced microbial reductive dechlorination in the groundwater.
- TCE concentration reductions ranging from 54-98% at TMW-11 over the 210 days since the ISCR injection, which appear to be due to a combination of abiotic and biological reactions.
- There has been a 29-76% reduction in TCE at MW-61R since the ISCR injection which appears to be due to a combination of abiotic and biological reactions.
- There have been TCE reductions ranging from 35-46% in TMW-10 and cis-1,2-DCE levels have increased indicating reductive dechlorination is occurring.
- The sum of the TCE concentrations for MW-61R, TMW-10 and TMW-11, 210 days after ISCR injection, decrease from approximately 238 µg/L to 136 µg/L (~43% decrease).
- Cis-1,2-DCE levels are very low (decreased from January to May in MW-61R and TMW-11), VC remains non-detect in the presence of DCE and ethene is present indicating dechlorination is occurring to the end product ethene.

Reducing conditions have been sustained through the period of the pilot even with water table fluctuation(s) due to significant precipitation late 2015 resulting in a water table rise of 3 to 4 feet which brought additional oxygenated water into the area. Since late 2015, the water table has been dropping. The minor TCE concentration increases could be associated with microbial population being exposed to more of the soil column (due to the rise and subsequent fall of the water table) and additional desorption from the soil-water matrix as the water table declines resulting in the small TCE increases in the monitoring data.

7 Summary and Conclusions

Ramboll Environ performed the 2016 Second Quarter Groundwater Monitoring Event on behalf of Whirlpool on April 18, 2016, and during the week of May 2, 2016. The quarterly monitoring was conducted for collection of groundwater samples for analysis of VOCs and MNA parameters defined by the RADD as well as additional parameters not included in the RADD.

- The groundwater potentiometric surface observed during the Second Quarter event is generally consistent with that historically observed at the Site.
- The direction of the lateral hydraulic gradient continues to be influenced by a divide located just south of Ingersoll Avenue with directions of the hydraulic gradient predominantly to the northeast and south on either side of the general divide.
    - Groundwater north of the divide is flowing in a northeasterly direction; and
    - Groundwater south of the divide is flowing in a southern/southeasterly direction with a southwesterly trend south of the manufacturing building.
- Second Quarter event groundwater monitoring data shows generally decreasing to stable trends for TCE concentrations.
    - Plume boundary well data continue to show results generally consistent with historical TCE concentrations although trends in the northern portion of the plume near MW-61R have decreased due to ISCR injections;
    - Offsite well data are similar to previous monitoring events and continue to show generally decreasing to stable TCE concentration trends; and
    - Onsite well data continue to show generally decreasing to stable TCE concentration trends; although, the data has been influenced by the ISCO injections.
- The combination of chemical, geochemical and microbial data from the second quarter event are similar to the quarterly monitoring events in 2014 and 2015. The VOC results demonstrate that reductive dechlorination is occurring in multiple locations in the plume.
- The ISCO events performed in 2014 and 2015 continue to be effective with TCE concentration reductions as follows:
    - Approximately 79% decrease since May 2014 at source area wells MW-25, MW-85 and MW-86;
    - Supplemental neck area decrease of approximately 96% since May 2014; and
    - Approximately 86% decrease since May 2014 at wells in Areas 2 and 3.
- The ISCR event performed in September/October 2015 is proving to be effective with TCE concentrations reducing as follows:
    - The TCE concentration in MW-61R has been reduced by 68% and the TCE concentration in TMW-11 has been reduced by 74% as of approximately 210 days after ISCR injection.

- The sum of TCE concentrations for wells monitored continue to show a decreasing concentration trend from approximately 238 µg/L to 136 µg/L (~43% decrease).

8 References

2014 - Dissolved Gas Sampling Guidance; Microseeps Inc; http://www.microseeps.com/html/dissolved_gas.html

ADEQ (2013). Remedial Action Decision Document for Corrective Action. Whirlpool Corporation, Sebastian County, Arkansas, AFIN 66-00048. December 27.

EPA, 1998. "Technical protocol for evaluating natural attenuation of chlorinated solvents in groundwater" Office of Research and Development, EPA/600/R-98/128.

EPA, 2011. "An approach for evaluating the progress of natural attenuation in groundwater", Office of Research and Development, EPA/600/R-11/204.

Löffler, F, Yan, J., Ritalahti, K., Adrian, L., Edwards, E., Konstantinidis, K., Muller, J., Fullerton, H., Zinder, S. and Spormann, A., 2013. Dehalococcoides mccartyi gen. nov., sp. nov., obligately organohalide-respiring anaerobic bacteria relevant to halogen cycling and bioremediation, belong to a novel bacterial class, Dehalococcoidia classis nov., order Dehalococcoidales ord. nov. and family Dehalococcoidaceae fam. nov., within the phylum Chloroflexi. International Journal of Systematic and Evolutionary Microbiology, 63, 625–635.

Ramboll Environ, 2015. 2014 Remedial Action Effectiveness Report, January.

Ramboll Environ, 2015. Whirlpool Ft. Smith Sentinel Wells, November.

Ramboll Environ, 2016. Fourth Quarter 2015 Progress Report, January.

Ramboll Environ, 2016. Two Year Technical Review Report, January.

Sublette, K., Peacock, A., White, D., Davis, G., Ogles, D., Cook, D., Kolhatkar, R., Beckmann, D. and Yang, X., 2006. Monitoring Subsurface Microbial Ecology in a Sulfate-Amended, Gasoline-Contaminated Aquifer. *Groundwater Monitoring & Remediation, 26:* 70–78.

Sutton, N., Grotenhuis, T., Langenhoff, A. and H. Rijnaarts. 2011."Efforts to improve coupled in situ chemical oxidation with bioremediation: a review of optimization strategies", *Journal of Soils and Sediments* 11 (1), 129-140.

Vogel, T., Criddle, C. and McCarty, P., 1987. "ES Critical Reviews: Transformations of halogenated aliphatic compounds", *Environmental Science & Technology 21* (8), 722-736

Tables

TABLE 1
CONSTITUENTS OF CONCERN AND RADD GROUNDWATER REMEDIAL ACTION LEVELS
Whirlpool Facility - Fort Smith, Arkansas

Constituent of Concern	Remedial Action Level (ug/L)[1]
Acetone	12,000[2]
Benzene	5.0
Bromodichloromethane	80
Bromodichloromethane	80
Bromoform	7.0[2]
Bromomethane	4,900[2]
2-Butanone	720
Carbon Disulfide	5.0
Carbon Tetrachloride	100
Chlorobenzene	21,000[2]
Chloroform	80
Chloromethane	190[2]
Dibromochloromethane	80
1,1-Dichloroethane	2.4[2]
1,2-Dichloroethane	5.0
1,1-Dichloroethene	7.0
cis-1,2-Dichloroethene	70
trans-1,2-Dichloroethene	100
1,2-Dichloropropane	5.0
1,3-Dichloropropene	0.41[2]
Ethylbenzene	700
2-Hexanone	34[2]
4-Methyl-2-pentanone	1,000[2]
Methylene chloride	5.0
Styrene	100
1,1,2,2-Tethrachloroethane	0.066[2]
Tetrachloroethene (PCE)	5.0
Toluene	1,000
1,1,1-Trichloroethane	200
1,1,2-Trichlrorethane	5.0
Trichloroethene (TCE)	5.0
Vinyl chloride	2.0
Xylenes (total)	10,000

Notes:
RADD = Remedial action decision document
µg/L = Micrograms per liter
(1) = Maximum Contamination Level (USEPA, May 2013)
(2) = USEPA Tapwater Screeging Level (MCL and Maximum Contaminant Level Goal Unavailable)

TABLE 2
GROUNDWATER MONITORING WELL NETWORK SAMPLED
FOR RADD QUARTERLY EVENTS
Whirlpool Facility - Fort Smith, Arkansas

Plume Boundary Wells				
ITMW-2	ITMW-4	ITMW-6	ITMW-16	ITMW-20
MW-22	MW-26	MW-27	MW-28	MW-29
MW-31	MW-36	MW-39	MW-40	MW-50
MW-60	MW-61	MW-62	MW-63	MW-66
MW-67	MW-68	MW-96	MW-97	MW-98
MW-99	IW-72			

Offsite Wells				
MW-41	MW-46R	MW-55	MW-56	MW-57
MW-58	MW-71	MW-81	MW-82	IW-73
IW-74	IW-76	IW-77	RW-69	

Onsite Wells				
ITMW-1	ITMW-7	ITMW-9	ITMW-10	ITMW-11
ITMW-12	ITMW-13	ITMW-14	ITMW-15	ITMW-17
ITMW-18	ITMW-19	ITMW-21	MW-25	MW-32
MW-33	MW-34	MW-35R	MW-38	MW-65
MW-83	MW-84	MW-85	MW-86	MW-87
MW-88	MW-89	MW-90	MW-91	MW-92
MW-93	MW-94	MW-95	MW-172	IW-80

TABLE 3
SUMMARY OF MONITORING WELL STATIC WATER LEVEL MEASUREMENTS
Whirlpool Facility - Fort Smith, Arkansas

Location	Well Coordinates		TOC Elevation (ft)	Top of Screen Elevation (ft)	Bottom of Screen Elevation (ft)	Screen Length (ft)	Top of screen Depth	Bottom of screen Depth	Screened Interval (ft)	Maximum Static Water Elevation	Maximum Elevation Date	Minimum Static Water Elevation	Minimum Elevation Date	Static Water Level Elevation (ft)				
	Easting (ft)	Northing (ft)												4/13/2015	7/20/2015	10/5/2015	1/6/2016	5/2/2016
ITMW-1	591383	368913	476.93	460.43	446.68	13.75	16.50	30.25	16.50 - 30.25	469.03	10/28/1999	460.84	3/25/2014	462.32	463.82	463.92	463.04	462.74
ITMW-2	591189	369021	474.97	462.22	447.77	14.45	12.75	27.20	12.75 - 27.20	465.92	10/14/2013	461.98	3/25/2014	463.55	464.87	464.85	464.25	463.98
ITMW-3	591306	369075	474.72	464.07	449.27	14.80	10.65	25.45	10.65 - 25.45	467.17	10/14/2013	460.27	1/12/2015	462.96	464.39	464.42	463.65	463.39
ITMW-4	591251	368208	478.19	459.99	445.99	14.00	18.20	32.20	18.20 - 32.20	466.85	1/12/2015	460.70	4/22/2013	462.18	463.38	463.41	462.76	462.53
ITMW-5	590982	368205	478.93	459.03	449.28	9.75	19.90	29.65	19.90 - 29.65	465.05	10/28/1999	454.77	4/22/2013	462.03	463.20	463.22	462.67	462.41
ITMW-6	590923	367970	483.04	461.39	446.89	14.50	21.65	36.15	21.65 - 36.15	466.20	1/12/2015	454.06	4/22/2013	461.94	462.94	462.86	462.49	462.28
ITMW-7	590546	368323	481.95	460.05	445.05	15.00	21.90	36.90	21.90 - 36.90	464.25	10/1/2009	457.98	10/14/2013	463.00	463.65	463.30	463.48	463.35
ITMW-9	591256	368146	481.90	461.95	448.45	13.50	19.95	33.45	19.95 - 33.45	465.16	10/28/1999	455.60	4/22/2013	462.07	463.27	463.29	462.67	462.41
ITMW-10	590978	368157	480.84	458.19	447.24	10.95	22.65	33.60	22.65 - 33.60	465.01	10/28/1999	457.64	4/22/2013	462.03	463.17	463.17	462.64	462.41
ITMW-11	590978	369040	474.07	458.82	445.37	13.45	15.25	28.70	15.25 - 28.70	465.82	10/1/2012	459.11	1/12/2015	464.15	465.39	465.26	464.83	464.53
ITMW-12	590998	369007	476.67	461.67	446.67	15.00	15.00	30.00	15.00 - 30.00	466.49	1/12/2015	462.21	3/1/2011	463.86	465.13	465.00	464.57	464.27
ITMW-13	591047	369052	477.79	463.79	448.79	15.00	14.00	29.00	14.00 - 29.00	465.25	10/1/2009	462.23	3/25/2014	463.84	465.10	465.01	464.54	464.22
ITMW-14	591098	369056	477.30	462.50	447.80	14.70	14.80	29.50	14.80 - 29.50	468.88	10/14/2013	461.08	1/12/2015	463.75	464.98	464.93	464.40	464.17
ITMW-15	590944	369043	474.50	459.50	444.50	15.00	15.00	30.00	15.00 - 30.00	465.48	10/1/2009	462.39	1/12/2015	463.59	465.38	465.25	464.85	464.58
ITMW-16	590967	369100	478.79	461.79	446.79	15.00	17.00	32.00	17.00 - 32.00	468.22	1/12/2015	462.49	3/25/2014	464.07	465.31	465.20	464.76	464.49
ITMW-17	590864	369051	477.90	461.90	446.90	15.00	16.00	31.00	16.00 - 31.00	466.20	10/14/2013	462.39	3/25/2014	463.94	465.16	465.03	464.67	464.33
ITMW-18	590976	368955	473.55	458.55	443.55	15.00	15.00	30.00	15.00 - 30.00	465.19	10/1/2009	458.99	1/12/2015	463.80	465.03	464.96	464.51	464.18
ITMW-19	590890	368961	476.25	460.25	445.25	15.00	16.00	31.00	16.00 - 31.00	465.94	1/12/2015	462.31	3/25/2014	463.80	465.11	465.01	464.59	464.26
ITMW-20	590370	369042	477.87	463.87	448.87	15.00	14.00	29.00	14.00 - 29.00	465.44	10/1/2009	462.81	10/14/2013	464.48	465.23	464.82	464.94	464.78
ITMW-21	590629	368898	476.52	460.52	445.52	15.00	16.00	31.00	16.00 - 31.00	465.32	10/1/2009	461.27	4/22/2013	464.28	465.12	464.78	464.78	464.60
MW-22	591853	368913	473.93	459.93	444.93	15.00	14.00	29.00	14.00 - 29.00	465.64	10/28/1999	461.27	3/25/2014	462.56	464.19	464.24	463.37	463.09
MW-23	590892	369238	475.80	461.80	446.80	15.00	14.00	29.00	14.00 - 29.00	474.19	10/1/2009	462.56	3/25/2014	464.13	465.32	464.93	464.84	464.55
MW-24	590876	369134	476.39	458.39	443.39	15.00	18.00	33.00	18.00 - 33.00	465.35	7/20/2015	462.57	3/25/2014	464.12	465.35	465.23	464.79	464.53
MW-25	590743	369006	476.89	459.89	444.89	15.00	17.00	32.00	17.00 - 32.00	465.49	10/1/2009	462.63	3/25/2014	464.19	465.37	465.22	464.87	464.54
MW-26	590566	369230	478.05	459.55	444.55	15.00	18.50	33.50	18.50 - 33.50	465.75	10/1/2009	463.21	3/25/2014	464.72	465.56	465.22	465.23	465.02
MW-27	591077	369226	475.42	460.42	445.42	15.00	15.00	30.00	15.00 - 30.00	465.33	7/20/2015	462.50	3/25/2014	464.11	465.33	465.21	464.79	464.53
MW-28	591324	369209	470.49	457.49	442.49	15.00	13.00	28.00	13.00 - 28.00	465.20	7/20/2015	458.86	1/12/2016	464.33	465.20	464.52	464.49	464.18
MW-29	590181	368371	474.91	458.91	443.91	15.00	16.00	31.00	16.00 - 31.00	468.30	1/12/2015	462.66	10/1/2011	463.93	464.42	463.87	464.51	464.50
MW-30	590579	368432	478.99	457.99	442.99	15.00	21.00	36.00	21.00 - 36.00	467.41	1/12/2015	462.22	3/25/2014	463.62	464.33	463.96	464.10	463.90
MW-31	590824	369286	476.03	458.53	448.53	10.00	17.50	27.50	17.50 - 27.50	465.35	9/10/2001	460.52	1/12/2015	NA	NA	NA	NA	NA
MW-31R	590823	369288	475.73	455.73	445.73	10.00	20.00	30.00	20.00-30.00	465.13	7/20/2015	463.93	4/13/2015	463.93	465.13	465.08	464.61	NA
MW-32[1]	590909	369279	475.68	458.68	448.68	10.00	17.00	27.00	17.00 - 27.00	464.80	4/1/2010	462.59	3/25/2014	NA	NA	NA	NA	NA
MW-32R	590908	369282	475.50	455.00	445.00	10.00	20.50	30.50	20.50-30.50	465.09	7/20/2015	463.94	4/13/2015	463.94	465.09	465.05	464.61	NA
MW-33[1]	590994	369276	474.88	459.08	449.08	10.00	15.80	25.80	15.80 - 25.80	465.70	9/10/2001	462.50	3/25/2014	NA	NA	NA	NA	NA
MW-33R	590993	369277	474.60	455.60	445.60	10.00	19.00	29.00	19.00-29.00	465.19	7/20/2015	463.97	4/13/2015	463.97	465.19	465.08	464.61	NA
MW-34[1]	590932	369336	474.29	454.79	444.79	10.00	19.50	29.50	19.50 - 29.50	465.52	10/1/2009	462.68	3/26/2001	464.23	NA	NA	NA	NA
MW-34R	590911	369339	474.23	452.73	445.73	7.00	21.50	28.50	21.50-28.50	465.43	7/20/2015	464.61	5/2/2016	NA	465.43	465.37	464.91	464.61
MW-35R[3]	590994	369333	473.87	454.37	444.37	10.00	19.50	29.50	19.50 - 29.50	465.32	7/20/2015	462.57	3/25/2014	464.12	465.32	465.26	464.78	464.54
MW-36[1]	591079	369329	473.30	461.30	446.30	15.00	12.00	27.00	12.00 - 27.00	465.51	10/1/2009	462.71	4/1/2010	464.29	NA	NA	NA	NA
MW-36R	591078	369328	472.98	452.98	443.98	9.00	20.00	29.00	20.00-29.00	465.27	7/20/2015	464.47	5/2/2016	NA	465.27	465.20	464.73	464.47
MW-37	590972	369028	473.57	458.57	443.57	15.00	15.00	30.00	15.00 - 30.00	465.48	10/1/2009	462.52	3/25/2014	463.30	465.39	465.27	464.85	464.53
MW-38	590960	369040	474.60	459.60	444.60	15.00	15.00	30.00	15.00 - 30.00	465.48	10/1/2009	462.51	3/25/2014	465.09	465.39	465.25	464.83	464.51
MW-39[1]	590833	369421	475.46	455.96	445.96	10.00	19.50	29.50	19.50 - 29.50	465.00	1/12/2015	461.61	3/5/2014	464.26	NA	NA	NA	NA
MW-39R	590840	369429	474.72	450.22	445.22	5.00	24.50	29.50	24.50-29.50	465.41	7/20/2015	464.56	5/2/2016	NA	465.41	465.32	464.84	464.56
MW-40[1]	590998	369622	473.35	455.60	445.60	10.00	17.75	27.75	17.75 - 27.75	464.76	10/13/2014	455.04	10/14/2013	464.25	NA	NA	NA	NA
MW-40R	591013	369624	473.09	454.59	444.59	10.00	18.50	28.50	18.50 - 28.50	465.29	7/20/2015	464.49	5/2/2016	NA	465.29	465.23	464.73	464.49
MW-41[1]	591061	369469	472.09	453.34	443.34	10.00	18.75	28.75	18.75 - 28.75	464.45	10/13/2014	462.63	3/25/2014	464.21	NA	NA	NA	NA
MW-41R	591061	369478	471.84	453.84	443.84	10.00	18.00	28.00	18.00 - 28.00	465.13	7/20/2015	464.41	5/2/2016	NA	465.13	465.10	464.63	464.41
MW-46R	591472	369609	465.79	449.19	444.19	5.00	16.60	21.60	16.60 - 21.60	464.88	7/20/2015	457.50	1/12/2015	462.85	464.88	464.67	464.40	464.21
MW-50	591415	370213	463.11	455.11	445.11	10.00	8.00	18.00	8.00 - 18.00	459.81	10/13/2014	453.92	1/12/2015	457.39	NA	NA	NA	NA
MW-50R	591415	370210	462.65	449.65	444.65	5.00	13.00	18.00	13.00 - 18.00	455.84	7/20/2015	454.19	5/2/2016	NA	455.84	455.32	455.35	454.19

TABLE 3
SUMMARY OF MONITORING WELL STATIC WATER LEVEL MEASUREMENTS
Whirlpool Facility - Fort Smith, Arkansas

Location	Well Coordinates		TOC Elevation (ft)	Top of Screen Elevation (ft)	Bottom of Screen Elevation (ft)	Screen Length (ft)	Top of screen Depth	Bottom of screen Depth	Screened Interval (ft)	Maximum Static Water Elevation	Maximum Elevation Date	Minimum Static Water Elevation	Minimum Elevation Date	Static Water Level Elevation (ft)				
	Easting (ft)	Northing (ft)												4/13/2015	7/20/2015	10/5/2015	1/6/2016	5/2/2016
MW-55[1]	591291	369893	465.50	450.00	445.00	5.00	15.50	20.50	15.50 - 20.50	463.06	10/14/2013	461.59	3/5/2014	NM	NA	NA	NA	NA
MW-55R	591291	369895	465.30	446.30	444.30	2.00	19.00	21.00	19.00 - 21.00	465.06	7/20/2015	464.57	1/6/2016	NA	465.06	464.60	464.57	NA
MW-56[1]	591687	369730	463.22	448.72	443.72	5.00	14.50	19.50	14.50 - 19.50	462.55	10/13/2014	456.49	3/25/2014	NA	NA	NA	NA	NA
MW-56R	591687	369732	463.17	445.17	443.17	2.00	18.00	20.00	18.00 - 20.00	462.47	7/20/2015	461.63	10/5/2015	NA	462.47	461.63	462.11	462.22
MW-57[1]	591690	369811	462.90	448.90	443.90	5.00	14.00	19.00	14.00 - 19.00	461.14	4/13/2015	457.65	3/25/2014	461.14	NA	NA	NA	NA
MW-57R	591693	369806	462.92	447.92	442.92	5.00	15.00	20.00	15.00 - 20.00	462.26	7/20/2015	461.26	10/5/2015	NA	462.26	461.26	462.04	462.07
MW-58[1]	591570	369907	462.71	450.21	445.21	5.00	12.50	17.50	12.50 - 17.50	462.71	10/13/2014	461.01	1/12/2015	NA	NA	NA	NA	NA
MW-58R	591571	369898	465.98	451.98	446.98	5.00	14.00	19.00	14.00 - 19.00	464.68	7/20/2015	463.78	5/2/2016	NA	464.68	463.83	463.88	463.78
MW-60[1]	591710	370193	460.85	448.85	443.85	5.00	12.00	17.00	12.00 - 17.00	458.07	10/13/2014	452.38	1/12/2015	455.03	NA	NA	NA	NA
MW-60R	591710	370193	460.66	450.16	445.16	5.00	10.50	15.50	10.50 - 15.50	458.55	10/5/2015	456.02	5/2/2016	NA	458.19	458.55	456.36	456.02
MW-61[1]	592003	370175	459.61	449.11	444.11	5.00	10.50	15.50	10.50 - 15.50	453.32	7/28/2014	448.21	3/5/2014	452.75	NA	NA	NA	NA
MW-61R	591999	370175	459.31	448.81	443.81	5.00	10.50	15.50	10.50 - 15.50	456.38	10/5/2015	452.14	1/6/2016	NA	454.63	456.38	452.14	452.91
MW-62[1]	591791	369569	464.33	448.83	443.83	5.00	15.50	20.50	15.50 - 20.50	464.03	1/12/2015	456.68	3/5/2014	459.87	NA	NA	NA	NA
MW-62R	591790	369572	464.19	449.19	444.19	5.00	15.00	20.00	15.00 - 20.00	461.72	7/20/2015	460.32	1/6/2016	NA	461.72	461.19	460.32	460.46
MW-63[1]	591994	369560	463.87	447.87	442.87	5.00	16.00	21.00	16.00 - 21.00	461.43	10/13/2014	455.05	3/25/2014	459.36	NA	NA	NA	NA
MW-63R	591993	369559	463.94	448.94	443.94	5.00	15.00	20.00	15.00 - 20.00	462.29	7/20/2015	460.79	5/2/2016	NA	462.29	462.08	460.93	460.79
MW-65[3]	590980	369335	473.91	454.41	444.41	10.00	19.50	29.50	19.50 - 29.50	473.57	1/12/2015	462.63	3/25/2014	464.12	465.70	465.25	464.78	464.55
MW-66	592280	369855	462.05	449.45	444.45	5.00	12.60	17.60	12.60 - 17.60	460.24	7/20/2015	446.54	1/12/2015	458.22	460.24	460.00	458.69	458.74
MW-67	592291	370027	459.01	449.41	444.41	5.00	9.60	14.60	9.60 - 14.60	458.42	7/28/2014	449.31	10/13/2014	456.87	NA	NA	NA	NA
MW-67R	592291	370022	459.16	447.16	442.16	5.00	12.00	17.00	12.00 - 17.00	458.96	7/20/2015	456.44	5/2/2016	NA	458.96	458.49	457.45	456.44
MW-68	591173	369815	469.81	455.81	445.81	10.00	14.00	24.00	14.00 - 24.00	474.49	1/12/2015	462.49	3/25/2014	464.19	465.23	465.07	464.79	464.59
RW-69[3]	591170	369678	470.89	455.89	445.89	10.00	15.00	25.00	15.00 - 25.00	464.97	7/20/2015	462.50	3/25/2014	463.83	464.97	464.82	464.42	464.19
MW-70	591162	369693	471.53	NA	NA	NA	NA	NA	NA	465.33	7/20/2015	462.52	3/25/2014	464.17	465.33	465.14	464.77	464.59
MW-71	591170	369695	471.35	NA	NA	NA	NA	NA	NA	465.35	7/20/2015	462.55	3/25/2014	464.20	465.35	465.17	464.79	464.56
IW-72[3]	591056	369590	471.65	456.65	446.65	10.00	15.00	25.00	15.00 - 25.00	465.19	7/20/2015	462.11	10/14/2013	464.04	465.19	465.12	464.63	464.30
IW-73	591060	369503	471.48	NA	NA	NA	NA	NA	NA	465.29	7/20/2015	462.61	3/25/2014	464.19	465.29	465.24	464.79	464.54
IW-74[2,3]	591058	369545	472.06	457.06	447.06	10.00	15.00	25.00	15.00 - 25.00	465.26	7/20/2015	462.38	10/14/2013	464.09	465.26	465.22	464.74	464.49
IW-75	591072	369605	472.17	NA	NA	NA	NA	NA	NA	465.36	7/20/2015	462.47	3/25/2014	464.07	465.36	465.25	464.84	464.54
IW-76	591050	369426	472.26	NA	NA	NA	NA	NA	NA	465.17	7/20/2015	462.37	3/25/2014	464.01	465.17	465.11	464.62	464.40
IW-77[2]	591027	369380	473.01	453.01	443.01	10.00	20.00	30.00	20.00 - 30.00	465.37	7/20/2015	462.54	3/25/2014	464.17	465.37	465.27	464.81	464.55
IW-78	590984	369338	473.49	NA	NA	NA	NA	NA	NA	465.38	7/20/2015	462.65	3/25/2014	464.14	465.38	465.23	464.80	464.55
IW-79	591018	369335	473.84	NA	NA	NA	NA	NA	NA	465.39	7/20/2015	462.65	3/25/2014	464.14	465.39	465.28	464.80	464.54
IW-80[2,3]	591047	369343	473.30	453.30	443.30	10.00	20.00	30.00	20.00 - 30.00	465.21	7/20/2015	462.38	3/25/2014	464.00	465.21	465.14	464.68	464.46
IW-101	590930	369201	475.70	452.80	447.80	5.00	22.90	27.90	22.90-27.90	464.66	1/6/2016	463.50	5/2/2016	NA	NA	NA	464.66	463.50
IW-115	591007	369344	473.41	454.31	449.31	5.00	19.10	24.10	19.10-24.10	464.64	1/6/2016	464.44	5/2/2016	NA	NA	NA	464.64	464.44
IW-129	590989	368977	473.54	448.99	443.99	5.00	24.55	29.55	24.55 - 29.55	463.08	NA	463.08	NA	NA	NA	NA	NA	NA
IW-130	590924	369186	475.58	452.20	447.28	5.00	23.38	28.30	23.38 - 28.38	463.20	NA	463.20	NA	NA	NA	NA	NA	NA
IW-131	591006	369339	473.37	453.65	448.65	5.00	19.72	24.72	19.72 - 24.72	463.21	NA	463.21	NA	NA	NA	NA	NA	NA
MW-81	590977	369395	473.54	453.54	448.54	5.00	20.00	25.00	20.00-25.00	465.33	7/20/2015	463.68	1/12/2015	464.15	465.33	465.25	464.75	464.53
MW-82	591039	369406	473.60	452.60	447.60	5.00	21.00	26.00	21.00-26.00	465.35	7/20/2015	463.82	1/12/2015	464.15	465.35	465.26	464.76	464.50
MW-83	590946	369211	475.48	453.48	448.48	5.00	22.00	27.00	22.00-27.00	465.25	7/20/2015	463.67	1/12/2015	464.02	465.25	465.01	464.72	464.47
MW-84	590882	369194	475.53	451.53	446.53	5.00	24.00	29.00	24.00-29.00	466.39	1/6/2016	463.60	1/12/2015	463.93	465.19	464.97	466.39	464.31
MW-85	590760	369018	474.41	449.41	444.41	5.00	25.00	30.00	25.00-30.00	465.21	7/20/2015	463.61	1/12/2015	464.00	465.21	465.06	464.68	464.33
MW-86	590767	368995	473.19	450.19	445.19	5.00	23.00	28.00	23.00-28.00	465.10	7/20/2015	463.50	1/12/2015	463.74	465.10	464.99	464.64	464.31
MW-87	592269	368835	470.78	453.78	443.78	10.00	17.00	27.00	17.00-27.00	460.91	10/15/2015	459.66	4/13/2015	459.66	460.74	460.91	460.48	460.00
MW-88	592151	369043	468.89	450.89	440.89	10.00	18.00	28.00	18.00-28.00	462.85	10/5/2015	459.38	4/13/2015	459.38	461.49	462.85	461.49	459.97
MW-89	592357	369059	466.91	451.91	441.91	10.00	15.00	25.00	15.00-25.00	459.23	10/5/2015	458.05	1/12/2015	458.10	459.05	459.23	458.98	458.44
MW-90	592157	369157	466.71	451.71	441.71	10.00	15.00	25.00	15.00-25.00	463.26	10/5/2015	459.90	4/13/2015	459.90	460.67	463.26	462.13	460.73
MW-91	592371	368830	468.90	453.90	443.90	10.00	15.00	25.00	15.00-25.00	460.19	10/5/2015	459.03	4/13/2015	459.03	460.11	460.19	459.79	459.32
MW-92	590778	368921	473.74	453.74	443.74	10.00	20.00	30.00	20.00-30.00	465.29	7/20/2015	463.66	1/12/2015	464.06	465.29	465.17	464.89	464.43
MW-93	590908	368894	477.81	452.81	442.81	10.00	25.00	35.00	25.00-35.00	465.12	7/20/2015	463.51	1/12/2015	463.86	465.12	465.08	464.57	464.27

TABLE 3
SUMMARY OF MONITORING WELL STATIC WATER LEVEL MEASUREMENTS
Whirlpool Facility - Fort Smith, Arkansas

Location	Well Coordinates		TOC Elevation (ft)	Top of Screen Elevation (ft)	Bottom of Screen Elevation (ft)	Screen Length (ft)	Top of screen Depth	Bottom of screen Depth	Screened Interval (ft)	Maximum Static Water Elevation	Maximum Elevation Date	Minimum Static Water Elevation	Minimum Elevation Date	Static Water Level Elevation (ft)				
	Easting (ft)	Northing (ft)												4/13/2015	7/20/2015	10/5/2015	1/6/2016	5/2/2016
MW-94	591015	368903	477.86	452.86	442.86	10.00	25.00	35.00	25.00-35.00	464.97	7/20/2015	463.36	1/12/2015	463.70	464.97	464.94	464.42	464.11
MW-95	590981	368821	477.63	452.63	442.63	10.00	25.00	35.00	25.00-35.00	465.01	7/20/2015	463.40	1/12/2015	463.77	465.01	464.98	464.45	464.13
MW-96	592775	369354	457.83	447.83	442.83	5.00	10.00	15.00	10.00-15.00	451.69	5/2/2016	449.59	4/13/2015	449.59	449.73	449.84	450.60	451.69
MW-97	592687	369527	459.43	447.93	442.93	5.00	11.50	16.50	11.50-16.50	450.84	1/6/2016	445.65	10/22/2014	448.80	449.53	450.55	450.84	450.70
MW-98	592840	369198	461.62	446.62	441.62	10.00	15.00	20.00	15.00-20.00	451.04	5/2/2016	442.77	10/29/2014	449.16	449.86	449.35	450.70	451.04
MW-99	592554	368814	466.80	448.30	443.30	5.00	18.50	23.50	18.50-23.50	459.89	7/20/2015	454.63	10/22/2014	458.70	459.89	459.87	459.51	459.06
MW-172	590858	369002	472.94	454.94	444.94	10.00	18.00	28.00	18.00-28.00	465.27	7/20/2015	464.39	5/2/2016	464.94	465.27	465.14	464.73	464.39
MW-173	591973	369624	463.56	458.56	457.56	1.00	5.00	6.00	5.00-6.00	462.63	7/20/2015	457.61	4/13/2015	457.61	462.63	461.81	462.31	462.44
MW-174	591976	369644	463.45	452.45	451.45	1.00	11.00	12.00	11.00-12.00	461.75	10/5/2015	457.67	4/13/2015	457.67	459.92	461.75	459.71	460.01
MW-175	591603	369655	464.17	450.67	449.67	1.00	13.50	14.50	13.50-14.50	463.71	7/20/2015	460.25	4/13/2015	460.25	463.71	463.47	463.37	463.42
MW-176	591474	369675	465.24	452.24	451.24	1.00	13.00	14.00	13.00-14.00	464.66	7/20/2015	463.81	4/13/2015	463.81	464.66	464.49	464.38	464.18
MW-177	591148	369698	471.50	462.50	461.50	1.00	9.00	10.00	9.00-10.00	469.97	1/6/2016	465.34	10/5/2015	466.94	469.09	465.34	469.97	469.00
MW-178	590973	369232	475.40	468.40	467.40	1.00	7.00	8.00	7.00-8.00	472.05	5/2/2016	471.48	10/5/2015	471.94	471.94	471.48	471.93	472.05
MW-179	590984	369232	475.39	463.39	462.39	1.00	12.00	13.00	12.00-13.00	467.66	7/20/2015	462.70	4/13/2015	462.70	467.66	464.23	465.93	NA
MW-180	590996	369231	475.32	469.32	468.32	1.00	6.00	7.00	6.00-7.00	471.93	5/2/2016	471.46	10/5/2015	471.76	471.69	471.46	471.81	471.93
MW-181	591156	369695	471.87	465.87	464.87	1.00	6.00	7.00	6.00-7.00	469.37	1/6/2016	456.87	10/5/2015	467.56	468.35	456.87	469.37	468.27
MW-182	590403	367900	474.64	453.64	443.64	10.00	21.00	31.00	21.00-31.00	461.60	10/5/2015	461.44	5/2/2016	NA	NA	461.60	461.51	461.44
MW-183	592664	369246	462.42	447.42	442.42	5.00	15.00	20.00	15.00-20.00	451.36	5/2/2016	450.11	10/5/2015	NA	NA	450.11	450.50	451.36
MW-184	592646	369023	465.58	446.58	441.58	5.00	19.00	24.00	19.00-24.00	458.42	10/5/2015	457.77	5/2/2016	NA	NA	458.42	458.38	457.77
MW-185	592256	367995	473.86	453.86	443.86	10.00	20.00	30.00	20.00-30.00	463.49	10/5/2015	462.53	5/2/2016	NA	NA	463.49	462.66	462.53
MW-186	590124	367716	469.80	451.80	441.80	10.00	18.00	28.00	18.00-28.00	457.44	5/2/2016	457.18	10/5/2015	NA	NA	457.18	457.33	457.44
MW-187	590249	367588	477.42	453.42	443.42	10.00	24.00	34.00	24.00-34.00	459.21	5/2/2016	459.06	10/5/2015	NA	NA	459.06	459.15	459.21
MW-188	590646	367509	481.14	455.14	445.14	10.00	26.00	36.00	26.00-36.00	462.10	10/5/2015	461.72	5/2/2016	NA	NA	462.10	461.91	461.72
MW-189	590860	367666	485.59	454.59	444.59	10.00	31.00	41.00	31.00-41.00	462.83	10/5/2015	462.26	5/2/2016	NA	NA	462.83	462.44	462.26
MW-190	591325	367745	481.29	454.29	444.29	10.00	27.00	37.00	27.00-37.00	463.27	10/5/2015	462.46	5/2/2016	NA	NA	463.27	462.70	462.46
MW-191	591662	367732	476.85	453.85	443.85	10.00	23.00	33.00	23.00-33.00	463.37	10/5/2015	462.47	5/2/2016	NA	NA	463.37	462.72	462.47
MW-192	592078	367679	475.33	454.33	444.33	10.00	21.00	31.00	21.00-31.00	463.42	10/5/2015	462.50	5/2/2016	NA	NA	463.42	462.69	462.50
MW-193	592312	370289	455.26	447.76	442.76	5.00	7.50	12.50	7.50-12.50	453.76	5/2/2016	451.25	10/5/2015	NA	NA	451.25	453.30	453.76
TMW-10	591973	370113	460.75	450.25	445.25	5.00	10.50	15.50	10.50-15.50	455.53	1/6/2016	454.95	5/2/2016	NA	NA	NA	455.53	454.95
TMW-11	591956	370078	460.20	449.70	444.70	5.00	10.50	15.50	10.50-15.50	455.49	1/6/2016	454.95	5/2/2016	NA	NA	NA	455.49	454.95

Notes:

ft = Feet
NA = Not available (not installed or abandoned/replaced)
nm = Not measured
1 = Construction diagram notes use of pre-packed stainless steel screen
2 = Construction diagram text and graphical representation differ on construction details. Graphical representation used to infer elevations
3 = Construction diagram notes presence of sedimentation sump below screened interval
Horizontal and vertical coordinates converted to Arkansas State Plane, North Zone (NAD83) and North American Vertical Datum of 1988 (NAVD88) based on in historic site file. Casing elevations for ITMW-1 through ITMW-21 and MW-22 extracted from 2011/2012 Annual Ground Water Monitoring Report dated June 28, 2012. information provided
Casing elevations for remaining wells extracted from survey data provided by Philip J. Leraris, PE, LS, dated May 12, 2009.
IW-129, IW-130, IW-131, and MW-81 to MW-99 surveyed during 2014.
Well screen intervals and depths adapted from monitoring well construction diagrams.

TABLE 4
SUMMARY OF FINAL WELL GROUND WATER FIELD PARAMETERS MEASUREMENTS
Whirlpool Facility - Fort Smith, Arkansas

Location	Well Casing Diameter (in)	Date Sampled	Water Level prior to Purging (ft btoc)	Total Depth of Well Casing (ft)	Set Tubing Depth (ft)	Time Sampled	Water Level after Purging (ft btoc)	Purge Volume (Gallons)	Purge Rate (ml/min)	Temperature (^{o}C)	Specific Conductivity (µS/cm)	DO (mg/L)	pH	ORP (mV)	Turbidity (NTUs)	Ferrous Iron (mg/L)	Persulfate (mg/L)	Color	Sample ID
ITMW-1	4	5/5/2016	14.12	34.05	28.87	13:50	14.13	1.5	100	19.92	511	2.01	5.94	300.8	0.88	0.00	NM	Clear	ITMW-1-201605
ITMW-2	4	5/5/2016	10.93	27.00	22.00	08:20	11.01	1.5	100	18.74	550	1.31	6.05	313.3	8.49	0.00	NM	Clear	ITMW-2-201605
ITMW-3^	4	NM	NM	NM	NM	NM	NM	NM	NM	NM	NM	NM	NM	NM	NM	NM	NM	NM	NA
ITMW-4	4	5/5/2016	15.69	32.79	27.79	12:02	15.70	2.5	100	24.91	215	0.26	7.20	36.4	17.3	0.08	NM	Clear	ITMW-4-201605
ITMW-5^	4	NM	NM	NM	NM	.	NM	NM	NM	NM	NM	NM	NM	NM	NM	NM	NM	NM	NA
ITMW-6	4	5/5/2016	20.75	39.29	34.00	13:00	17.34	1.3	100	17.34	1069	1.11	6.11	470.3	4.78	0.34	NM	Clear	ITMW-6-201605
ITMW-7	4	5/5/2016	18.59	36.98	33.08	08:20	18.68	1.0	100	18.23	1155	1.02	5.14	207.0	1.25	0.00	NM	Clear	ITMW-7-201605
ITMW-9	4	5/5/2016	19.45	34.95	30.00	13:50	19.45	1.5	100	23.39	631	2.67	5.74	162.8	0.89	0.00	NM	Clear	ITMW-9-201605
ITMW-10	4	5/5/2016	18.45	36.82	31.00	11:40	18.45	1.2	100	21.18	756	1.71	5.85	167.2	2.62	0.00	NM	Clear	ITMW-10-201605
ITMW-11	4	5/5/2016	9.45	29.25	24.92	12:00	9.48	2.0	100	21.69	357	2.34	6.54	58.7	1.9	0.00	50	Clear	ITMW-11-201605
ITMW-12	4	5/5/2016	12.26	32.64	28.62	15:00	12.33	2.0	100	22.75	563	1.92	6.11	104.5	2.79	0.00	50	Clear	ITMW-12-201605
ITMW-13	4	5/5/2016	13.49	31.84	26.70	11:50	13.52	1.5	100	20.88	230	1.43	6.19	291.1	3.64	0.07	NM	Clear	ITMW-13-201605
ITMW-14	4	5/5/2016	13.10	31.99	27.57	10:10	13.20	1.5	100	17.74	131	1.32	5.94	305.9	4.37	0.00	NM	Clear	ITMW-14-201605
ITMW-15	4	5/5/2016	9.81	30.08	25.03	15:30	9.84	2.0	100	24.34	1360	2.25	6.54	46.6	3.45	0.00	210	Clear	ITMW-15-201605
ITMW-16	4	5/5/2016	14.50	34.18	30.00	09:15	14.51	3.0	100	19.12	103	3.69	6.06	97.1	34.1	0.00	NM	Slightly turbid	ITMW-16-201605
ITMW-17	4	5/5/2016	13.52	30.08	25.00	08:45	13.54	1.6	100	18.36	1390	10.91	5.00	341.6	1.52	0.00	21	Clear	ITMW-17-201605
ITMW-18	4	5/5/2016	9.21	29.50	24.31	17:40	9.25	1.0	100	21.36	7551	0.34	5.27	181.3	3.04	0.00	4200	Clear	ITMW-18-201605
ITMW-19	4	5/5/2016	11.81	33.23	29.50	15:35	11.95	1.5	100	22.33	14307	7.64	6.34	397.0	1.23	0.03	7000	Clear	ITMW-19-201605
ITMW-20	4	5/2/2016	13.08	31.03	25.95	17:00	13.32	1.5	100	18.24	500	5.16	6.30	15.9	0.92	0.00	NM	Clear	ITMW-20-201605
ITMW-21	4	5/5/2016	11.89	32.99	28.15	10:34	12.16	1.0	100	20.29	2436	3.46	5.03	146.2	1.41	0.00	NM	Clear	ITMW-21-201605
MW-22	4	5/4/2016	10.65	29.20	21.50	12:45	10.74	1.3	100	22.01	163	0.57	5.63	183.8	1.42	0.00	NM	Clear	MW-22-201605
MW-23	4	5/5/2016	11.31	28.06	20.00	8:15	11.31	0.8	100	17.56	3813	2.84	10.37	189.6	3.13	0.00	1400	Clear	MW-23-201605
MW-24	4	5/4/2016	11.57	32.51	25.00	17:00	11.59	2.5	100	23.47	4755	0.94	4.36	444.5	6.73	0.00	1400	Clear	MW-24-201605
MW-25	4	5/5/2016	12.31	34.60	29.50	12:20	12.44	1.5	100	21.13	3381	0.28	6.60	255.8	12.01	0.00	56	Clear	MW-25-201605
MW-26	4	5/2/2016	13.04	35.14	29.92	14:00	13.15	1.5	100	20.05	1143	2.19	5.40	18.2	2.59	0.00	NM	Clear	MW-26-201605
MW-27	2	5/4/2016	10.74	30.14	23.50	10:30	10.74	2.0	100	21.20	148	3.85	6.35	22.5	34.6	0.00	NM	Clear	MW-27-201605
MW-28	2	5/4/2016	6.02	27.45	19.76	13:50	6.24	1.5	100	23.96	327	0.11	6.22	-68.6	7.85	0.00	NM	Clear	MW-28-201605
MW-29	2	5/3/2016	10.41	30.32	25.00	08:55	10.53	1.5	100	17.86	743	0.63	5.01	105.0	3.42	0.00	NM	Clear	MW-29-201605
MW-30^	4	NM	NM	NM	NM	NM	NM	NM	NM	NM	NM	NM	NM	NM	NM	NM	NM	NM	NA
MW-31R	2	4/18/2016	11.73	27.10	24.90	15:27	11.73	1.3	100	19.40	577	0.18	5.19	220.7	3.97	0.00	0.0	Clear	MW-31R-201604
MW-32R	2	4/18/2016	11.46	29.82	26.50	14:45	11.48	1.3	100	20.20	2217	0.13	4.79	98.2	12.9	0.02	420	clear	MW-32R-201604
MW-33R	2	4/18/2016	10.67	29.32	24.00	16:25	10.67	1.2	100	19.60	851	0.68	5.20	68.5	17.2	0.10	2.8	Slightly turbid	MW-33R-201605
MW-34R	2	5/3/2016	9.62	28.73	25.00	11:45	9.63	1.6	100	19.27	889	0.11	5.19	10.2	7.34	>3.30	1.4	Clear	MW-34R-201605
MW-35R	2	5/3/2016	9.38	31.96	26.70	15:05	9.40	2.5	100	20.69	16943	2.25	5.13	507.2	3.61	0.05	3500	Clear	MW-35R-201605
MW-36R	2	5/3/2016	8.58	29.50	24.00	10:45	8.59	3.3	100	18.99	5695	0.32	4.52	456.3	89.40	0.26	1400	pale yellow	MW-36R-201605
MW-37^	2	NM	NM	NM	NM	NM	NM	NM	NM	NM	NM	NM	NM	NM	NM	NM	NM	NM	NA
MW-38	2	5/5/2016	10.07	29.83	25.31	14:40	10.10	3.0	100	24.94	610	0.35	7.46	115.5	8.27	0.00	0.00	Clear	MW-38-201605
MW-39R	2	5/2/2016	10.14	29.69	26.90	13:20	10.34	2.5	100	17.93	1114	1.29	5.73	130.4	22.00	>3.30	NM	Clear with brown flecks	MW-39R-201605
MW-40R	2	5/2/2016	8.58	28.30	23.00	15:35	8.59	2.5	100	18.56	880	0.85	5.87	63.7	24.00	>3.30	NM	Clear with brown flecks	MW-40R-201605
MW-41R	2	5/3/2016	7.41	28.12	23.00	16:05	7.41	1.5	100	18.49	1118	0.16	5.67	29.4	13.70	>3.30	NM	Clear	MW-41R-201605
MW-46R	2	5/3/2016	1.53	21.51	18.84	15:44	1.87	1.3	100	20.92	1021	0.19	4.89	74	4.96	0.10	NM	Clear	MW-46R-201605
MW-50R	2	5/2/2016	8.51	18.24	15.75	14:00	11.45	1.6	100	18.42	995	0.25	6.57	34.1	41.40	0.17	NM	Slightly turbid	MW-50R-201605
MW-55R	2	5/2/2016	0.55	20.96	20.00	16:29	2.20	1.5	100	16.44	372	0.18	6.23	120.6	6.94	0.00	NM	Clear	MW-55R-201605
MW-56R	2	5/3/2016	0.99	19.79	17.26	16:20	1.54	1.3	100	20.59	768	0.39	5.77	77.1	2.44	0.84	NM	Clear	MW-56R-201605
MW-57R	2	5/3/2016	0.87	19.35	16.87	14:40	1.45	0.8	100	22.14	875	0.37	5.8	54.7	13.20	2.02	NM	Clear	MW-57R-201605
MW-58R	2	5/4/2016	1.12	21.88	16.50	13:15	2.69	1.0	100	21.99	912	1.27	5.49	110.2	158	>3.30	NM	Brown	MW-58R-201605
MW-60R	2	5/2/2016	4.60	15.00	12.50	17:00	7.89	1.6	100	17.51	1333	0.67	6.9	45.1	24.9	0.00	NM	Clear	MW-60R-201605
MW-61R	2	5/3/2016	6.40	15.28	12.80	12:10	9.13	2.4	200	18.18	1250	0.17	6.79	-124.8	18.1	>3.30	NM	Slightly yellow	MW-61R-201605
MW-62R	2	5/3/2016	3.89	20.01	17.50	9:45	4.49	1.3	100	15.91	640	0.81	6.00	173.4	7.34	>3.30	NM	Clear	MW-62R-201605
MW-63R	2	5/2/2016	3.13	19.72	17.50	17:45	6.15	1.7	100	16.33	455	0.91	5.76	169.2	48.60	0.17	NM	Light yellow brown	MW-63R-201605
MW-65	2	5/3/2016	9.31	31.37	26.50	16:50	9.35	2.5	100	19.58	11860	4.90	12.19	251.1	5.94	0.00	2100	Pale yellow	MW-65-201605
MW-66	2	5/2/2016	3.21	17.60	15.00	13:15	4.17	1.1	100	18.82	607	0.63	6.10	174.7	12.1	0.16	NM	Slight yellow tint	MW-66-201605
MW-67R	2	5/2/2016	2.33	17.07	14.50	14:58	9.31	1.5	100	18.29	927	0.18	6.40	-55.9	23.60	>3.30	NM	Clear with brown whith haz	MW-67R-201605

TABLE 4
SUMMARY OF FINAL WELL GROUND WATER FIELD PARAMETERS MEASUREMENTS
Whirlpool Facility - Fort Smith, Arkansas

Location	Well Casing Diameter (in)	Date Sampled	Water Level prior to Purging (ft btoc)	Total Depth of Well Casing (ft)	Set Tubing Depth (ft)	Time Sampled	Water Level after Purging (ft btoc)	Purge Volume (Gallons)	Purge Rate (ml/min)	Temperature (^{o}C)	Specific Conductivity (µS/cm)	DO (mg/L)	pH	ORP (mV)	Turbidity (NTUs)	Ferrous Iron (mg/L)	Persulfate (mg/L)	Color	Sample ID
MW-68	2	5/2/2016	5.18	20.05	15.05	13:55	5.35	1.25	100	17.51	1065	0.26	5.07	182.9	3.19	0.05	NM	Clear	MW-68-201605
MW-70^	2	NM	NM	NM	NM	NM	NM	NM	NM	NM	NM	NM	NM	NM	NM	NM	NM	NM	NA
MW-71	2	5/3/2016	6.80	27.32	22.20	13:24	6.80	1.50	100	17.42	1113	1.64	5.25	62.8	4.72	0.00	NM	Clear	MW-71-201605
RW-69	4	5/3/2016	6.73	28.71	23.39	11:08	6.77	1.5	100	19.04	1252	3.40	5.37	71.3	1.89	0.00	NM	Clear	RW-69-201605
IW-72	2	5/3/2016	7.23	27.00	19.60	14:20	7.30	1.6	100	17.63	912	2.41	6.17	635.3	14.90	0.01	NM	light purple	IW-72-201605
IW-73	2	5/4/2016	6.75	26.82	21.70	13:25	6.75	1.5	100	20.92	979	0.15	5.88	85.9	13.00	0.84	NM	Clear	IW-73-201605
IW-74	2	5/4/2016	7.40	27.42	22.00	13:10	7.43	1.1	100	22.60	1004	0.81	5.72	303.8	7.60	0.02	NM	Clear	IW-74-201605
IW-75^	2	NM	NM	NM	NM	NM	NM	NM	NM	NM	NM	NM	NM	NM	NM	NM	NM	Clear	NA
IW-76	2	5/4/2016	7.75	28.00	22.00	9:15	7.74	2.0	100	16.57	4050	1.29	5.01	448.7	7.49	0.00	NM	Clear	IW-76-201605
IW-77	2	5/4/2016	8.31	28.70	23.50	10:55	8.33	2.5	100	17.79	6142	0.68	6.93	310.3	3.45	0.00	1400	very pale yellow	IW-77-201605
IW-78	2	5/3/2016	8.98	29.13	24.00	10:00	9.02	1.6	100	18.68	8542	0.47	5.79	478.3	7.91	0.07	7000	Clear	IW-78-201605
IW-79	2	5/4/2016	9.14	29.21	23.90	11:25	9.15	1.70	100	20.62	3574	2.40	8.10	255.6	16.80	0.08	2100	Clear	IW-79-201605
IW-80	2	5/3/2016	8.90	29.45	24.40	12:55	8.93	2.5	100	20.84	2372	2.19	5.82	353.8	3.09	0.00	1120	Clear	IW-80-201605
MW-81	2	5/4/2016	8.80	24.60	23.30	17:25	8.81	1.5	100	20.59	2841	0.58	6.11	193.8	5.69	0.00	420	Clear	MW-81-201605
MW-82	2	5/4/2016	8.94	25.98	23.30	9:15	8.98	1.7	100	18.13	2991	0.30	4.94	327.0	3.90	0.09	700	Clear	MW-82-201605
MW-83	2	5/4/2016	10.90	26.77	23.03	10:26	10.91	1.0	100	20.73	6412	2.97	7.07	248.7	5.43	0.03	2800	Clear	MW-83-201605
MW-84	2	5/5/2016	11.15	25.19	24.00	10:35	11.22	0.9	100	20.91	7603	4.74	5.37	476.0	3.41	0.00	7000	Clear	MW-84-201605
MW-85	2	5/5/2016	10.02	29.38	25.30	10:25	10.04	1.4	100	19.48	3945	2.26	5.42	308.7	6.64	0.01	560	Clear	MW-85-201605
MW-86	2	5/5/2016	8.81	27.78	25.40	14:15	8.96	1.3	100	20.57	7550	1.39	5.99	144.0	2.96	0.02	210	Clear	MW-86-201605
MW-87	2	5/5/2016	10.65	26.84	21.70	8:50	10.78	1.5	100	19.36	407	0.30	5.85	40.0	4.74	0.00	NM	Clear	MW-87-201605
MW-88	2	5/4/2016	8.68	28.32	23.00	14:25	9.03	0.9	100	25.61	349	0.32	6.01	150.0	3.16	0.00	NM	Clear	MW-88-201605
MW-89	2	5/3/2016	8.40	25.08	20.00	17:35	9.25	0.8	100	20.73	897	0.57	5.51	184.1	4.15	0.00	NM	Clear	MW-89-201605
MW-90	2	5/4/2016	5.74	25.24	20.04	11:15	TD	10	75	26.87	1039	0.18	6.29	-48.2	3.06	0.00	NM	Clear	MW-90-201605
MW-91	2	5/4/2016	9.32	25.70	20.60	16:30	9.51	0.8	100	25.06	339	0.21	5.96	153.1	7.97	0.00	NM	Clear	MW-91-201605
MW-92	2	5/4/2016	9.09	29.19	24.16	16:20	9.10	2	100	20.26	3215	2.66	6.12	265.2	9.34	0.07	280	Clear	MW-92-201605
MW-93	2	5/5/2016	13.47	34.21	29.10	13:55	13.49	1.0	100	19.04	1107	0.99	4.68	235.5	7.34	0.04	NM	Clear	MW-93-201605
MW-94	2	5/5/2016	13.74	34.45	29.72	10:44	13.75	1.3	100	18.76	2475	0.85	4.82	289.8	2.66	0.03	560	Clear	MW-94-201605
MW-95	2	5/5/2016	13.45	34.14	29.89	12:35	13.56	1.0	100	19.59	1141	1.33	5.02	242.9	9.93	0.05	0.00	Clear	MW-95-201605
MW-96	2	5/3/2016	6.51	14.53	11.82	10:07	6.90	2.0	100	17.91	256	0.22	5.35	-5.2	5.69	1.17	NM	Clear	MW-96-201605
MW-97	2	5/5/2016	8.80	15.20	12.52	9:30	10.79	2.0	50	19.20	302	1.08	6.13	-7.5	4.07	0.01	NM	Clear	MW-97-201605
MW-98	2	5/3/2016	7.01	19.65	16.02	11:40	13.89	1.5	50	23.02	269	1.54	6.44	102.3	6.45	0.05	NM	Clear	MW-98-201605
MW-99	2	5/3/2016	7.70	22.74	20.05	8:55	7.79	1.0	100	15.50	157	2.96	6.27	148.2	18.1	0.05	NM	Clear	MW-99-201605
IW-101	2	5/5/2016	11.21	27.90	25.50	15:45	11.36	1.3	100	22.48	4674	3.83	4.38	605.6	7.00	0.01	2800	Slightly yellow	IW-101-201605
IW-115	2	5/4/2016	8.78	23.90	21.40	15:30	8.83	2.0	100	21.39	1081	0.49	9.27	153.8	60.5	0.28	210	Pale yellow	IW-115-201605
MW-172	2	5/5/2016	8.39	27.88	22.71	8:35	8.47	1.3	100	17.72	1904	6.00	5.07	241.2	2.3	0.00	0.00	Clear	MW-172-201605
MW-173	2	5/4/2016	1..05	6.15	5.40	15:20	2.62	0.8	100	22.50	546	0.19	7.90	-191.6	7.46	NM	NM	Clear	MW-173-201605
MW-174	2	5/4/2016	3.50	12.36	11.80	14:30	5.25	1.0	100	22.52	549	0.28	7.15	-98.6	4.26	NM	NM	Clear	MW-174-201605
MW-175	2	5/3/2016	0.90	14.51	14.00	10:50	3.52	1.0	100	20.34	2497	3.9	12.17	-68.7	1.47	NM	NM	Clear	MW-175-201605
MW-176	2	5/3/2016	1.30	14.00	0.58	13:20	2.04	1.2	100	18.95	991	0.63	7.22	73.4	1.49	NM	NM	Slightly yellow	MW-176-201605
MW-177	2	5/2/2016	2.54	10.02	9.20	17:10	7.32	1.5	50	17.08	177	5.32	6.02	98.6	5.04	0.03	NM	Clear	MW-177-201605
MW-180	2	5/4/2016	3.50	6.96	6.20	11:40	6.71	0.5	100	24.43	236	0.93	9.59	-17.8	28.6	NM	NM	Clear	MW-180-201605
MW-181	2	5/3/2016	3.50	6.42	5.80		TD	0.4	100	18.19	162	6.30	6.31	130.0	12.43	NM	NM	Clear	MW-181-201605
MW-182	2	5/4/2016	12.95	31.09	26.00	17:15	12.99	1.5	100	19.25	1083	0.11	5.66	19.2	2.04	0.00	NM	Clear	MW-182-201605
MW-183	2	5/4/2016	11.69	18.59	17.50	8:45	13.56	1.0	75	17.07	229	2.33	6.30	167.8	5.36	0.00	NM	Clear	MW-183-201605
MW-184	2	5/3/2016	7.71	23.55	19.00	12:20	8.40	1.5	100	17.70	192	0.71	6.24	15.6	16.48	0.02	NM	Clear	MW-184-201605
MW-185	2	5/4/2016	11.24	29.28	25.00	8:44	11.23	1.8	100	20.87	209	1.58	6.63	28.4	25.5	0.00	NM	Pale yellow	MW-185-201605
MW-186	2	5/4/2016	12.18	27.80	22.85	13:15	12.43	1.5	100	19.83	795	0.22	6.01	-0.8	2.01	0.00	NM	Clear	MW-186-201605
MW-187	2	5/4/2016	18.06	30.25	25.24	9:40	18.14	2.0	100	18.04	686	0.24	6.75	-8.5	42.64	0.00	NM	Yellow brown	MW-187-201605

TABLE 4
SUMMARY OF FINAL WELL GROUND WATER FIELD PARAMETERS MEASUREMENTS
Whirlpool Facility - Fort Smith, Arkansas

Location	Well Casing Diameter (in)	Date Sampled	Water Level prior to Purging (ft btoc)	Total Depth of Well Casing (ft)	Set Tubing Depth (ft)	Time Sampled	Water Level after Purging (ft btoc)	Purge Volume (Gallons)	Purge Rate (ml/min)	Temperature (^{o}C)	Specific Conductivity (µS/cm)	DO (mg/L)	pH	ORP (mV)	Turbidity (NTUs)	Ferrous Iron (mg/L)	Persulfate (mg/L)	Color	Sample ID
MW-188	2	5/3/2016	19.31	34.58	29.07	17:25	19.38	1.5	100	20.62	1102	0.25	6.19	-0.4	23.4	0.02	NM	Slightly murky	MW-188-201605
MW-189	2	5/4/2016	23.17	40.85	29.07	11:40	23.19	1.5	100	21.02	431	0.51	6.18	-6.7	4.86	0.00	NM	Clear	MW-189-201605
MW-190	2	5/4/2016	18.65	36.10	31.17	11:42	18.78	3.0	100	24.43	2256	1.82	12.72	-92.1	11.6	0.47	NM	Very pale yellow	MW-190-201605
MW-191	2	5/4/2016	14.18	33.20	30.50	13:50	14.18	1.0	100	25.09	267	0.75	6.25	25.3	17.00	0.00	NM	Pale yellow	MW-191-201605
MW-192	2	5/4/2016	12.71	30.19	24.80	11:20	12.71	1.8	100	22.48	189	0.08	5.48	67.7	19.10	0.16	NM	Pale yellow	MW-192-201605
MW-193	2	5/2/2016	1.50	12.46	10.00	12:55	1.94	1.5	50	18.40	164	0.48	5.10	145.1	5.15	0.02	NM	Clear	MW-193-201605
TMW-10	2	5/4/2016	5.70	15.19	12.68	10:10	8.81	7.1	300	17.10	869	1.12	6.40	135.5	27.6	0.13	NM	Light yellow brown	TMW-10-201605
TMW-11	2	5/3/2016	4.96	15.13	12.50	15:10	8.69	3.2	200	18.93	2512	0.15	7.17	-153.8	45.3	NM	NM	Light gray brown	TMW-11-201605

Notes:

ft btoc = Feet below top of casing
in = Inches
ORP = Oxidation reduction potential
DO = Dissolved oxygen
(^{o}C) = Degrees Celcius
mV = Millivolts
^ = Well not sampled

mL/min = Milliliters per minute
mg/L = Milligrams per liter
NTUs = Nephelometric turbidity units
NM = Not measured
(µS/cm) = Microsiemens per centimeter
-- = Color not noted

All wells gauged using electronic water level meter and purged using peristaltic pumps.
Tubing inlet depths based on estimated distance from total depth.

TABLE 5
SUMMARY OF VERTICAL HYDRAULIC GRADIENT
Whirlpool Facility - Fort Smith, Arkansas

Location/ Well Pairs	Middle of Screen Elevation[1] (ft)					Static Water Level Elevation (ft)					Vertical Hydraulic Gradient[2] (ft/ft)				
	4/13/2015	7/20/2015	10/5/2015	1/6/2016	5/2/2016	4/13/2015	7/20/2015	10/5/2015	1/6/2016	5/2/2016	4/13/2015	7/20/2015	10/5/2015	1/6/2016	5/2/2016
Shallow Wells MW-181 and MW-177															
MW-177	462.00	462.00	462.00	462.00	462.00	466.94	469.09	465.34	469.97	469.00					
MW-70	451.53	451.53	451.53	451.53	451.53	464.17	465.33	465.15	464.77	464.59					
MW-177/MW-70											-0.26	-0.36	-0.02	-0.50	-0.42
Shallow Well MW-176															
MW-176	451.74	451.74	451.74	451.74	451.74	463.81	464.66	464.49	464.38	464.18					
MW-46R	446.69	446.69	446.69	446.69	446.69	462.85	464.88	464.67	464.40	464.21					
MW-176/MW-46R											-0.19	0.04	0.04	0.004	0.005
Shallow Well MW-175															
MW-175	450.17	450.17	450.17	450.17	450.17	460.25	463.71	463.47	463.37	463.42					
Ave. of MW-46R & MW-56/56R	446.46	445.43	445.43	445.43	445.43	461.54	463.68	463.15	463.26	463.21					
MW-175/Ave. of MW-46R & MW-56/56R											0.35	-0.007	-0.07	-0.02	-0.04
Shallow Wells MW-173 and MW-174															
MW-174	451.95	451.95	451.95	451.95	451.95	457.67	459.92	461.75	459.71	460.01					
MW-63/MW-63R	445.37	446.44	446.44	446.44	446.44	459.36	462.29	462.08	460.93	460.79					
MW-174/MW-63											0.26	0.43	0.06	0.22	0.14
Shallow Wells MW-178, MW-179 and MW-180															
MW-178	467.90	467.90	467.90	467.90	467.90	472.29	471.94	471.48	471.93	472.05					
MW-83	450.98	450.98	450.98	450.98	450.98	464.02	465.25	465.01	464.72	464.47					
MW-178/MW-83											-0.49	-0.40	-0.38	-0.43	-0.45

Notes:
ft = Feet
[1] MW-56R and MW-63R were installed in June 2015
[2] Negative gradient indicates downward gradient
[3] Reference elevations used in vertical gradient calculations were changed from ground surface to top of casing for the First Quarter 2016 Annual Groundwater Monitoring Report.

RAMBOLL ENVIRON

TABLE 6
SUMMARY OF MONITORING WELL GROUNDWATER SAMPLE ANALYTICAL RESULTS
(SECOND QUARTER 2016)
Whirlpool Facility - Fort Smith, Arkansas

Location	Remedial Action Levels per ADEQ RADD Issued Dec 2013	ITMW-1	ITMW-1	ITMW-7	ITMW-7	ITMW-9	ITMW-10	ITMW-10	ITMW-11	ITMW-12	ITMW-13	ITMW-14	ITMW-15	ITMW-17	ITMW-18	ITMW-19
Field Sample ID		ITMW-1-201605	DUP-05-201605	ITMW-7-201605	DUP-06-201605	ITMW-9-201605	ITMW-10-201605	DUP-01-201605	ITMW-11-201605	ITMW-12-201605	ITMW-13-201605	ITMW-14-201605	ITMW-15-201605	ITMW-17-201605	ITMW-18-201605	ITMW-19-201605
Lab Sample ID		190540015, 190770023, 60218544024, 002NE081	60218544039	190540009, 190760005, 60218544018, 002NE071	60218544037	190520017, 190760002, 60218544002, 002NE073	190520016, 190760003, 60218544001, 002NE074	60218544029	190520023, 190770025, 60218544008, 002NE090	190520024, 190770021, 60218544009, 002NE091	190540012, 190770019, 60218544021, 002NE078	190540013, 190770020, 60218544022, 002NE079	190540004, 190770027, 60218544013, 002NE085	190540010, 190770034, 60218544019, 002NE086	190540016, 190770033, 60218544042, 002NE082	190540011, 190770028, 60218544020, 002NE083
Sample Date		5/5/2016	5/5/2016	5/5/2016	5/5/2016	5/5/2016	5/5/2016	5/5/2016	5/5/2016	5/5/2016	5/5/2016	5/5/2016	5/5/2016	5/5/2016	5/5/2016	5/5/2016
Sample Method		Low Flow	Low Flow	Low Flow	Low Flow	Low Flow	Low Flow	Low Flow	Low Flow	Low Flow	Low Flow	Low Flow	Low Flow	Low Flow	Low Flow	Low Flow
Comments			Field Duplicate		Field Duplicate			Field Duplicate								
Volatile Organic Compounds																
Acetone	12000	U (1.9)	U (1.9)	U (1.9)	U (1.9)	U (1.9)	U (1.9)	U (1.9)	U (1.9)	U (1.9)	U (1.9)	U (1.9)	U (1.9)	U (1.9)	19.9 (1.9)	U (1.9)
Benzene	5	U (0.060)	U (0.060)	U (0.060)	U (0.060)	U (0.060)	0.12 J (0.060)	0.16 J (0.060)	U (0.060)	U (0.060)	U (0.060)	0.20 J (0.060)	U (0.060)	0.19 J (0.060)	U (0.060)	U (0.060)
Bromodichloromethane	80	U (0.19)	U (0.19)	U (0.19)	U (0.19)	U (0.19)	U (0.19)	U (0.19)	U (0.19)	U (0.19)	U (0.19)	U (0.19)	U (0.19)	1.0 (0.19)	U (0.19)	U (0.19)
Bromoform	80	U (0.070)	U (0.070)	U (0.070)	U (0.070)	U (0.070)	U (0.070)	U (0.070)	U (0.070)	U (0.070)	U (0.070)	U (0.070)	1.6 (0.070)	1.5 (0.070)	0.34 J (0.070)	0.71 J (0.070)
Bromomethane	7	U (0.16)	U (0.16)	U (0.16)	U (0.16)	U (0.16)	U (0.16)	U (0.16)	U (0.16)	U (0.16)	U (0.16)	U (0.16)	U (0.16)	U (0.16)	13.5 (0.16)	0.42 J (0.16)
2-Butanone	4900	U (0.59)	U (0.59)	U (0.59)	U (0.59)	U (0.59)	U (0.59)	U (0.59)	U (0.59)	U (0.59)	U (0.59)	U (0.59)	U (0.59)	U (0.59)	U (0.59)	U (0.59)
Carbon Disulfide	720	U (0.12)	U (0.12)	U (0.12)	U (0.12)	U (0.12)	U (0.12)	U (0.12)	U (0.12)	U (0.12)	U (0.12)	U (0.12)	U (0.12)	1.3 J (0.12)	U (0.12)	U (0.12)
Carbon Tetrachloride	5	U (0.18)	U (0.18)	U (0.18)	U (0.18)	U (0.18)	U (0.18)	U (0.18)	U (0.18)	U (0.18)	U (0.18)	U (0.18)	U (0.18)	U (0.18)	U (0.18)	U (0.18)
Chlorobenzene	100	U (0.21)	U (0.21)	1.2 (0.21)	1.2 (0.21)	U (0.21)	U (0.21)	U (0.21)	U (0.21)	U (0.21)	U (0.21)	U (0.21)	U (0.21)	U (0.21)	U (0.21)	U (0.21)
Chloroethane	12000	U (0.15)	U (0.15)	U (0.15)	U (0.15)	U (0.15)	U (0.15)	U (0.15)	U (0.15)	U (0.15)	U (0.15)	U (0.15)	U (0.15)	U (0.15)	U (0.15)	U (0.15)
Chloroform	80	U (0.14)	U (0.14)	U (0.14)	U (0.14)	0.18 J (0.14)	0.32 J (0.14)	0.37 J (0.14)	1.4 (0.14)	0.46 J (0.14)	U (0.14)	U (0.14)	0.27 J (0.14)	20.3 (0.14)	0.19 J (0.14)	0.25 J (0.14)
Chloromethane	190	U (0.080)	U (0.080)	U (0.080)	U (0.080)	U (0.080)	U (0.080)	U (0.080)	U (0.080)	U (0.080)	U (0.080)	U (0.080)	U (0.080)	4.1 (0.080)	9.8 (0.080)	U (0.080)
Dibromochloromethane	80	U (0.21)	U (0.21)	U (0.21)	U (0.21)	U (0.21)	U (0.21)	U (0.21)	U (0.21)	U (0.21)	U (0.21)	U (0.21)	U (0.21)	U (0.21)	U (0.21)	U (0.21)
1,1-Dichloroethane	2.4	U (0.050)	U (0.050)	U (0.050)	U (0.050)	U (0.050)	2.4 (0.050)	2.2 (0.050)	1.2 (0.050)	0.25 J (0.050)	U (0.050)	U (0.050)	U (0.050)	7.1 (0.050)	U (0.050)	U (0.050)
1,2-Dichloroethane	5	U (0.12)	U (0.12)	U (0.12)	U (0.12)	U (0.12)	U (0.12)	U (0.12)	U (0.12)	U (0.12)	U (0.12)	0.58 J (0.12)	U (0.12)	0.73 J (0.12)	U (0.12)	U (0.12)
1,1-Dichloroethene	7	U (0.20)	U (0.20)	U (0.20)	U (0.20)	0.60 J (0.20)	4.0 (0.20)	4.0 (0.20)	1.9 (0.20)	U (0.20)	0.23 J (0.20)	U (0.20)	1.5 (0.20)	35.8 (0.20)	U (0.20)	U (0.20)
cis-1,2-Dichloroethene	70	8.0 (0.080)	8.1 (0.080)	8.7 (0.080)	9.0 (0.080)	31.6 (0.080)	36.6 (0.080)	34.0 (0.080)	173 (0.080)	78.9 (0.080)	20.8 (0.080)	8.6 (0.080)	48.8 (0.080)	77.7 (4.0)	0.49 J (0.080)	0.28 J (0.080)
trans-1,2-Dichloroethene	100	U (0.20)	U (0.20)	U (0.20)	U (0.20)	0.30 J (0.20)	0.27 J (0.20)	0.26 J (0.20)	2.2 (0.20)	12.1 (0.20)	U (0.20)	U (0.20)	1.1 J (0.20)	U (10.0)	U (0.20)	U (0.20)
1,2-Dichloropropane	5	U (0.16)	U (0.16)	U (0.16)	U (0.16)	U (0.16)	U (0.16)	U (0.16)	U (0.16)	U (0.16)	U (0.16)	U (0.16)	U (0.16)	U (0.16)	U (0.16)	U (0.16)
2-Hexanone	34	U (1.2)	U (1.2)	U (1.2)	U (1.2)	U (1.2)	U (1.2)	U (1.2)	U (1.2)	U (1.2)	U (1.2)	U (1.2)	U (1.2)	U (1.2)	U (1.2)	U (1.2)
4-Methyl-2-pentanone	1000	U (0.42)	U (0.42)	U (0.42)	U (0.42)	U (0.42)	U (0.42)	U (0.42)	U (0.42)	U (0.42)	U (0.42)	U (0.42)	U (0.42)	U (0.42)	U (0.42)	U (0.42)
Methylene Chloride	5	U (0.15)	U (0.15)	U (0.15)	U (0.15)	U (0.15)	U (0.15)	U (0.15)	2.3 (0.15)	U (0.15)	U (0.15)	U (0.15)	U (0.15)	9.4 (0.15)	U (0.15)	U (0.15)
1,1,2,2-Tetrachloroethene	0.066	U (0.15)	U (0.15)	U (0.15)	U (0.15)	U (0.15)	U (0.15)	U (0.15)	U (0.15)	0.88 J (0.15)	U (0.15)	U (0.15)	U (0.15)	116 (0.15)	U (0.15)	U (0.15)
Tetrachloroethene	5	U (0.10)	U (0.10)	U (0.10)	U (0.10)	U (0.10)	0.78 J (0.10)	0.89 J (0.10)	2.3 (0.10)	0.38 J (0.10)	U (0.10)	19.0 (0.10)	U (0.10)	27.4 (0.10)	U (0.10)	0.15 J (0.10)
Toluene	1000	U (0.17)	U (0.17)	U (0.17)	U (0.17)	U (0.17)	U (0.17)	U (0.17)	U (0.17)	U (0.17)	U (0.17)	U (0.17)	U (0.17)	3.7 (0.17)	U (0.17)	U (0.17)
1,1,1-Trichloroethane	200	U (0.11)	U (0.11)	U (0.11)	U (0.11)	U (0.11)	U (0.11)	U (0.11)	U (0.11)	U (0.11)	U (0.11)	U (0.11)	U (0.11)	11.7 (0.11)	U (0.11)	U (0.11)
1,1,2-Trichloroethane	5	U (0.20)	U (0.20)	U (0.20)	U (0.20)	U (0.20)	U (0.20)	U (0.20)	U (0.20)	U (0.20)	U (0.20)	U (0.20)	U (0.20)	1.9 (0.20)	U (0.20)	U (0.20)
Trichloroethene	5	17.2 (0.17)	17.6 (0.17)	33.8 (0.17)	33.9 (0.17)	97.3 (0.17)	743 (3.4)	673 (1.7)	4630 (8.5)	675 (1.7)	41.9 (0.17)	3.9 (0.17)	659 (3.4)	2720 (8.5)	13.9 (0.17)	105 (0.17)
Vinyl Chloride	2	U (0.13)	U (0.13)	U (0.13)	0.18 J (0.13)	0.48 J (0.13)	1.1 (0.13)	1.1 (0.13)	11.2 (0.13)	U (0.13)	0.17 J (0.13)	U (0.13)	5.8 (0.13)	U (6.5)	U (0.13)	U (0.13)
Xylenes (total)	10000	U (0.42)	U (0.42)	U (0.42)	U (0.42)	U (0.42)	U (0.42)	U (0.42)	U (0.42)	U (0.42)	U (0.42)	U (0.42)	U (0.42)	U (0.42)	U (0.42)	U (0.42)
Metals																
Iron	NE	31.7 J (50.0)	NM	30.6 J (50.0)	NM	504 (50.0)	3580 (50.0)	NM	155 (50.0)	60.9 (50.0)	204 (50.0)	638 (50.0)	61.0 (50.0)	76.2 (50.0)	288 (50.0)	12.3 J (50.0)
Manganese	NE	15.7 B (5.0)	NM	76.3 (5.0)	NM	150 (5.0)	121 (5.0)	NM	52.6 (5.0)	24.1 (5.0)	11.6 B (5.0)	20.4 (5.0)	3.2 J (5.0)	304 (5.0)	14.7 B (5.0)	32.8 (5.0)
Monitored Natural Attenuation Parameters																
Acetic acid	NE	U (5000)	NM	U (5000)	NM	U (5000)	U (5000)	NM	U (5000)	U (5000)	U (5000)	U (5000)	U (5000)	U (5000)	U (5000)	U (5000)
Acetylene	NE	U (0.50)	NM	U (0.50)	NM	U (0.50)	U (0.50)	NM	0.82 (0.50)	U (0.50)	U (0.50)	U (0.50)	U (0.50)	U (0.50)	U (0.50)	U (0.50)
Total Alkalinity	NE	57900 (20000)	NM	U (20000)	NM	52300 (20000)	72600 (20000)	NM	98300 (20000)	67700 (20000)	69800 (20000)	34400 (20000)	88600 (20000)	U (20000)	45900 (20000)	294000 (20000)
Ammonia	NE	U (100)	NM	88 J (100)	NM	U (100)	U (100)	NM	56 J (100)	U (100)	U (100)	U (100)	280 (100)	U (100)	290 (100)	130 (100)
Bicarbonate Alkalinity	NE	57900 (20000)	NM	U (20000)	NM	52300 (20000)	72600 (20000)	NM	98300 (20000)	67700 (20000)	69800 (20000)	34400 (20000)	88600 (20000)	U (20000)	45900 (20000)	294000 (20000)
Carbonate Alkalinity (as CaCO3)	NE	U (20000)	NM	U (20000)	NM	U (20000)	U (20000)	NM	U (20000)	U (20000)	U (20000)	U (20000)	U (20000)	U (20000)	U (20000)	U (20000)
Butyric acid	NE	U (5000)	NM	U (5000)	NM	U (5000)	U (5000)	NM	U (5000)	U (5000)	U (5000)	U (5000)	U (5000)	U (5000)	U (5000)	U (5000)
Carbon Dioxide	NE	184000 (20000)	NM	U (20000)	NM	236000 (20000)	269000 (20000)	NM	143000 (20000)	165000 (20000)	152000 (20000)	109000 (20000)	129000 (20000)	U (20000)	534000 (20000)	528000 (20000)
Organic Carbon (total)	NE	370 (1000)	NM	360 (1000)	NM	1200 B (1000)	1200 (1000)	NM	680 (1000)	620 (1000)	730 (1000)	690 (1000)	690 (1000)	370 (1000)	390 (1000)	440 (1000)
Chloride	NE	95400 (10000)	NM	257000 (20000)	NM	83200 (10000)	130000 (10000)	NM	8000 (1000)	11600 (1000)	19100 (2000)	6900 (1000)	78000 (5000)	258000 (20000)	121000 (10000)	297000 (50000)
2-Chloroethanol	NE	U (10000)	NM	U (10000)	NM	U (10000)	U (10000)	NM	U (10000)	U (10000)	U (10000)	U (10000)	U (10000)	U (10000)	U (10000)	U (10000)
Iron, Ferric	NE	U (200)	NM	U (200)	NM	500 (200)	3600 (200)	NM	U (200)	U (200)	U (200)	640 (200)	U (200)	U (200)	290 (200)	U (200)
Lactic Acid	NE	U (10000)	NM	U (10000)	NM	U (10000)	U (10000)	NM	U (10000)	U (10000)	U (10000)	U (10000)	U (10000)	U (10000)	U (10000)	U (10000)
Nitrogen	NE	840 (100)	NM	2900 (100)	NM	18400 (1000)	U (100)	NM	80 J (100)	110 (100)	130 (100)	540 (100)	780 (100)	530 (100)	3200 (100)	4600 (100)
Nitrogen, Nitrate (As N)	NE	840 (100)	NM	2900 (100)	NM	18400 (1000)	U (100)	NM	80 J (100)	110 (100)	130 (100)	540 (100)	780 (100)	530 (100)	3200 (100)	4600 (100)
Nitrogen, Nitrite	NE	U (100)	NM	U (100)	NM	U (1000)	170 (100)	NM	U (100)	U (100)	U (100)	U (100)	U (100)	U (100)	U (100)	U (100)
pH [pH units]	NE	5.9 (0.10)	NM	5.1 (0.10)	NM	5.7 (0.10)	5.8 (0.10)	NM	6.5 (0.10)	6.1 (0.10)	6.2 (0.10)	5.9 (0.10)	6.5 (0.10)	5.0 (0.10)	5.3 (0.10)	6.3 (0.10)
Phosphates (total)	NE	95 (30)	NM	73 (30)	NM	160 (30)	55 (30)	NM	210 (30)	95 (30)	95 (30)	62 (30)	36 (30)	40 (30)	130 (30)	890 (30)
Propionic Acid	NE	U (5000)	NM	U (5000)	NM	U (5000)	U (5000)	NM	U (5000)	U (5000)	U (5000)	U (5000)	U (5000)	U (5000)	U (5000)	U (5000)
Pyruvic Acid	NE	U (5000)	NM	U (5000)	NM	U (5000)	U (5000)	NM	U (5000)	U (5000)	U (5000)	U (5000)	U (5000)	U (5000)	U (5000)	U (5000)
Sulfide (total)	NE	U (50)	NM	U (50)	NM	U (50)	U (50)	NM	U (50)	U (50)	U (50)	U (50)	U (50)	U (50)	U (50)	U (50)
Sulfate	NE	16000 (1000)	NM	9500 (1000)	NM	25800 (2000)	34400 (2000)	NM	36500 (5000)	128000 (10000)	6400 (1000)	11100 (1000)	277000 (20000)	204000 (20000)	2690000 (200000)	4720000 (500000)
Gasses																
Methane	NE	U (0.50)	NM	0.51 (0.50)	NM	1.2 (0.50)	1.4 (0.50)	NM	23 (0.50)	28 (0.50)	1.6 (0.50)	U (0.50)	4.4 (0.50)	9.2 (0.50)	1.3 (0.50)	2.8 (0.50)
Ethane	NE	U (0.10)	NM	U (0.10)	NM	U (0.10)	U (0.10)	NM	0.25 (0.10)	0.54 (0.10)	0.13 (0.10)	U (0.10)	0.36 (0.10)	0.16 (0.10)	U (0.10)	U (0.10)
Ethene	NE	U (0.10)	NM	U (0.10)	NM	U (0.10)	U (0.10)	NM	U (0.10)	U (0.10)	U (0.10)	U (0.10)	0.23 (0.10)	U (0.10)	U (0.10)	U (0.10)
Hydrogen (H2) [nM][4]	NE	0.95 (0.60)	NM	3.8 (0.60)	NM	2.6 (0.60)	1.7 (0.60)	NM	2.0 (0.60)	0.94 (0.60)	1.1 (0.60)	1.0 (0.60)	36 (0.60)	22 (0.60)	8.9 (0.60)	680 (30)
Molecular Analyses																
BAV1 Vinyl Chloride Reductase [cells/mL]	NE	U (0.5)	NM	U (0.5)	NM	U (0.67)	U (0.67)	NM	U (0.5)	U (0.33)	U (0.5)	U (0.71)	U (0.5)	U (0.5)	U (0.5)	U (0.5)
Dehalococcoides (DHC) [cells/mL]	NE	1.8 (0.5)	NM	U (0.5)	NM	U (0.67)	0.7 J (0.67)	NM	2.2 (0.5)	U (0.33)	1.6 (0.5)	0.3 J (0.71)	U (0.5)	U (0.5)	U (0.5)	U (0.5)
tceA Reductase [cells/mL]	NE	U (0.5)	NM	U (0.5)	NM	U (0.67)	U (0.67)	NM	0.1 J (0.5)	U (0.33)	U (0.5)	U (0.71)	U (0.5)	U (0.5)	U (0.5)	U (0.5)

Notes:

1 All concentrations are presented in ug/L except where noted.

2 Only compounds with at least one detection are shown, with the exception of Monitored Natural Attenuation Parameters, for which all compounds are shown.

3 Concentrations that exceed the Remedial Action Levels per ADEQ RADD Issued Dec 2013 are double underlined.

4 Concentration presented in nM = nanomolar. Sampling Method - Bubble Strip.

U = Not detected
J = Estimated concentration
d = The analyte concentration was determined from a dilution.
( ) = Method detection limit for VOCs; reporting limit for all other parameters
* = Sampled on different day than other parameters with different method

RADD = Remedial action decision document
ADEQ = Arkansas Department of Environmental Quality
VOC = Volatile organic compounds
µg/L = Micrograms per Liter
mL = Milliliters
NE = Not established
NM = Not measured

Onsite Wells
Offsite Wells
Plume Boundary Wells

TABLE 6
SUMMARY OF MONITORING WELL GROUNDWATER SAMPLE ANALYTICAL RESULTS
(SECOND QUARTER 2016)
Whirlpool Facility - Fort Smith, Arkansas

Location	Remedial Action Levels per ADEQ RADD Issued Dec 2013	ITMW-21	IW-80	MW-25	MW-32R	MW-33R	MW-34R	MW-35R	MW-38	MW-65	MW-83	MW-84	MW-85	MW-86	MW-87	MW-88
Field Sample ID		ITMW-21-201605	IW-80-201605	MW-25-201605	MW-32R-201604	MW-33R-201604	MW-34R-201605	MW-35R-201605	MW-38-201605	MW-65-201605	MW-83-201605	MW-84-201605	MW-85-201605	MW-86-201605	MW-87-201605	MW-88-201605
Lab Sample ID		190540023, 190760008, 60218544026, 002NE072	190510017, 190770007, 60218288004, 002NE029	190540003, 190770048, 60218544012, 002NE089	188010002, 188010005, 60217246002	188010003, 188010006, 60217246003	190510012, 190760030, 60218288022, 002NE024	190510010, 190770009, 60218288019, 002NE022	190520022, 190770026, 60218544007, 002NE092	190510008, 190770010, 60218288017, 002NE020	190520007, 190770046, 60218387010, 002NE044	190520021, 190770043, 60218544006, 002NE068	190540007, 190770047, 60218544016, 002NE087	190540001, 190770049, 60218544010, 002NE088	190540028, 190770036, 60218544025, 002NE066	190510023, 190770039, 60218387002, 002NE035
Sample Date		5/5/2016	5/3/2016	5/5/2016	4/18/2016	4/18/2016	5/3/2016	5/3/2016	5/5/2016	5/3/2016	5/4/2016	5/5/2016	5/5/2016	5/5/2016	5/5/2016	5/4/2016
Sample Method		Low Flow	Low Flow	Low Flow	Low Flow	Low Flow	Low Flow	Low Flow	Low Flow	Low Flow	Low Flow	Low Flow	Low Flow	Low Flow	Low Flow	Low Flow
Comments																
Volatile Organic Compounds																
Acetone	12000	U (1.9)	4.4 J (1.9)	U (1.9)	29.6 (1.9)	U (1.9)	6.6 J (1.9)	35.5 (1.9)	U (1.9)	33.0 (1.9)	26.9 (1.9)	U (1.9)	67.7 (1.9)	172 (1.9)	U (1.9)	U (1.9)
Benzene	5	U (0.060)	U (0.060)	U (0.060)	U (0.060)	U (0.060)	U (0.060)	U (0.060)	0.28 J (0.060)	0.22 J (0.060)	U (0.060)	U (0.060)	0.13 J (0.060)	0.40 J (0.060)	0.11 J (0.060)	U (0.060)
Bromodichloromethane	80	U (0.19)	U (0.19)	U (0.19)	U (0.19)	U (0.19)	U (0.19)	U (0.19)	U (0.19)	U (0.19)	U (0.19)	U (0.19)	0.36 J (0.19)	2.9 (0.19)	U (0.19)	U (0.19)
Bromoform	80	U (0.070)	0.43 J (0.070)	1.6 (0.070)	0.40 J (0.070)	U (0.070)	U (0.070)	1.3 (0.070)	U (0.070)	U (0.070)	9.2 (0.070)	9.1 (0.070)	16.0 (0.070)	2.9 (0.070)	U (0.070)	U (0.070)
Bromomethane	7	U (0.16)	U (0.16)	U (0.16)	35.2 (0.16)	U (0.16)	U (0.16)	10.6 (0.16)	U (0.16)	U (0.16)	1.6 J (0.16)	0.73 J (0.16)	16.2 (0.16)	U (0.16)	U (0.16)	U (0.16)
2-Butanone	4900	U (0.59)	U (0.59)	U (0.59)	U (0.59)	U (0.59)	U (0.59)	U (0.59)	U (0.59)	U (0.59)	U (0.59)	U (0.59)	3.2 J (0.59)	25.1 (0.59)	U (0.59)	U (0.59)
Carbon Disulfide	720	U (0.12)	U (0.12)	U (0.12)	0.26 (0.12)	U (0.12)	0.54 J (0.12)	0.12 J (0.12)	U (0.12)	U (0.12)	U (0.12)	U (0.12)	U (0.12)	6.2 (0.12)	U (0.12)	U (0.12)
Carbon Tetrachloride	5	U (0.18)	U (0.18)	U (0.18)	U (0.18)	U (0.18)	U (0.18)	U (0.18)	U (0.18)	U (0.18)	U (0.18)	U (0.18)	U (0.18)	2.5 (0.18)	U (0.18)	U (0.18)
Chlorobenzene	100	U (0.21)	U (0.21)	U (0.21)	U (0.21)	U (0.21)	U (0.21)	U (0.21)	U (0.21)	U (0.21)	U (0.21)	U (0.21)	U (0.21)	U (0.21)	U (0.21)	U (0.21)
Chloroethane	12000	U (0.15)	U (0.15)	U (0.15)	0.49 J (0.15)	0.35 J (0.15)	U (0.15)	U (0.15)	U (0.15)	U (0.15)	U (0.15)	U (0.15)	U (0.15)	2.7 (0.15)	U (0.15)	U (0.15)
Chloroform	80	U (0.14)	U (0.14)	1.8 (0.14)	U (0.14)	0.33 J (0.14)	U (0.14)	0.16 J (0.14)	0.67 J (0.14)	U (0.14)	U (0.14)	0.15 J (0.14)	U (0.14)	44.6 (0.14)	0.33 J (0.14)	U (0.14)
Chloromethane	190	U (0.080)	U (0.080)	3.6 (0.080)	14.9 (0.080)	0.16 J (0.080)	U (0.080)	28.8 (0.080)	2.2 B (0.080)	1.5 (0.080)	2.3 (0.080)	3.7 (0.080)	27.8 (0.080)	7.4 (0.080)	U (0.080)	U (0.080)
Dibromochloromethane	80	U (0.21)	U (0.21)	U (0.21)	U (0.21)	U (0.21)	U (0.21)	U (0.21)	U (0.21)	U (0.21)	0.44 J (0.21)	0.44 J (0.21)	0.58 J (0.21)	0.53 J (0.21)	U (0.21)	U (0.21)
1,1-Dichloroethane	2.4	U (0.050)	U (0.050)	U (0.050)	U (0.050)	U (0.050)	U (0.050)	U (0.050)	U (0.050)	U (0.050)	U (0.050)	U (0.050)	0.45 J (0.050)	6.4 (0.050)	2.2 (0.050)	U (0.050)
1,2-Dichloroethane	5	U (0.12)	U (0.12)	U (0.12)	U (0.12)	U (0.12)	U (0.12)	U (0.12)	U (0.12)	U (0.12)	U (0.12)	U (0.12)	U (0.12)	0.59 J (0.12)	U (0.12)	U (0.12)
1,1-Dichloroethene	7	U (0.20)	U (0.20)	0.20 J (0.20)	0.46 J (0.20)	0.63 J (0.20)	U (0.20)	U (0.20)	14.2 (0.20)	U (0.20)	U (0.20)	U (0.20)	U (0.20)	27.8 (0.20)	6.6 (0.20)	U (0.20)
cis-1,2-Dichloroethene	70	0.30 J (0.080)	U (0.080)	83.6 (0.080)	U (0.080)	6.7 (0.080)	0.56 J (0.080)	0.49 J (0.080)	950 (4.0)	0.35 J (0.080)	U (0.080)	U (0.080)	12.0 (0.080)	348 J (80.0)	51.6 (0.080)	U (0.080)
trans-1,2-Dichloroethene	100	U (0.20)	U (0.20)	15.0 J (0.20)	U (0.20)	0.70 J (0.20)	U (0.20)	U (0.20)	11.8 J (0.20)	U (0.20)	U (0.20)	U (0.20)	1.8 (0.20)	57.2 (0.20)	0.67 J (0.20)	U (0.20)
1,2-Dichloropropane	5	U (0.16)	U (0.16)	U (0.16)	U (0.16)	U (0.16)	U (0.16)	U (0.16)	U (0.16)	U (0.16)	U (0.16)	U (0.16)	U (0.16)	U (0.16)	U (0.16)	U (0.16)
2-Hexanone	34	U (1.2)	U (1.2)	U (1.2)	U (1.2)	U (1.2)	U (1.2)	U (1.2)	U (1.2)	U (1.2)	U (1.2)	U (1.2)	U (1.2)	4.1 J (1.2)	U (1.2)	U (1.2)
4-Methyl-2-pentanone	1000	U (0.42)	U (0.42)	U (0.42)	U (0.42)	U (0.42)	U (0.42)	U (0.42)	U (0.42)	U (0.42)	U (0.42)	U (0.42)	U (0.42)	1.3 J (0.42)	U (0.42)	U (0.42)
Methylene Chloride	5	U (0.15)	U (0.15)	U (0.15)	U (0.15)	U (0.15)	U (0.15)	U (0.15)	U (0.15)	U (0.15)	U (0.15)	U (0.15)	U (0.15)	14.9 (0.15)	U (0.15)	U (0.15)
1,1,2,2-Tetrachloroethene	0.066	U (0.15)	U (0.15)	0.39 J (0.15)	U (0.15)	U (0.15)	U (0.15)	0.20 J (0.15)	U (0.15)	U (0.15)	U (0.15)	U (0.15)	9.7 J (0.15)	206 J (150)	U (0.15)	U (0.15)
Tetrachloroethene	5	U (0.10)	U (0.10)	1.0 (0.10)	U (0.10)	0.16 J (0.10)	U (0.10)	U (0.10)	0.93 J (0.10)	U (0.10)	U (0.10)	U (0.10)	1.6 (0.10)	40.1 (0.10)	3.9 (0.10)	U (0.10)
Toluene	1000	U (0.17)	U (0.17)	U (0.17)	U (0.17)	U (0.17)	U (0.17)	U (0.17)	U (0.17)	U (0.17)	U (0.17)	U (0.17)	U (0.17)	3.1 (0.17)	U (0.17)	U (0.17)
1,1,1-Trichloroethane	200	U (0.11)	U (0.11)	0.12 J (0.11)	U (0.11)	U (0.11)	U (0.11)	U (0.11)	U (0.11)	U (0.11)	U (0.11)	U (0.11)	7.9 (0.11)	362 J (110)	U (0.11)	U (0.11)
1,1,2-Trichloroethane	5	U (0.20)	U (0.20)	0.28 J (0.20)	U (0.20)	U (0.20)	U (0.20)	U (0.20)	U (0.20)	U (0.20)	U (0.20)	U (0.20)	0.27 J (0.20)	5.9 (0.20)	U (0.20)	U (0.20)
Trichloroethene	5	11.1 (0.17)	4.3 (0.17)	53000 (170)	8.8 (0.17)	776 (1.7)	2.5 (0.17)	19.3 (0.17)	3040 (8.5)	21.5 (0.17)	3.3 (0.17)	U (0.17)	678 (34.0)	64900 (170)	839 (3.4)	0.25 J (0.17)
Vinyl Chloride	2	U (0.13)	U (0.13)	U (0.13)	U (0.13)	0.23 J (0.13)	U (0.13)	U (0.13)	18.1 (0.13)	U (0.13)	U (0.13)	U (0.13)	0.82 J (0.13)	35.7 (0.13)	0.36 J (0.13)	U (0.13)
Xylenes (total)	10000	U (0.42)	U (0.42)	U (0.42)	U (0.42)	U (0.42)	U (0.42)	U (0.42)	U (0.42)	U (0.42)	U (0.42)	U (0.42)	U (0.42)	U (0.42)	U (0.42)	U (0.42)
Metals																
Iron	NE	U (50.0)	172 (50.0)	1060 (50.0)	1520 (50.0)	1680 (50.0)	5550 (50.0)	86.0 (50.0)	986 (50.0)	278 (50.0)	154 (50.0)	289 (50.0)	112 (50.0)	1450 (50.0)	136 (50.0)	485 (50.0)
Manganese	NE	213 (5.0)	65.9 (5.0)	348 (5.0)	1590 (5.0)	1550 (5.0)	4870 (5.0)	119 (5.0)	2180 (5.0)	57.6 (5.0)	6.4 (5.0)	10.9 (5.0)	43.7 (5.0)	1350 (5.0)	51.9 (5.0)	375 (5.0)
Monitored Natural Attenuation Parameters																
Acetic acid	NE	U (5000)	U (5000)	U (5000)	U (5000)	U (5000)	U (5000)	U (5000)	U (5000)	U (5000)	U (5000)	U (5000)	U (5000)	U (5000)	U (5000)	U (5000)
Acetylene	NE	U (0.50)	U (0.50)	1.9 (0.50)	U (0.50)	U (0.50)	U (0.50)	U (0.50)	U (0.50)	U (0.50)	U (0.50)	U (0.50)	U (0.50)	4.4 (0.50)	U (0.50)	U (0.50)
Total Alkalinity	NE	U (20000)	133000 (20000)	268000 (20000)	U (20000)	22300 (20000)	U (20000)	65200 (20000)	209000 (20000)	1090000 (40000)	166000 (20000)	68000 (20000)	39000 (20000)	259000 (20000)	51200 (20000)	92900 (20000)
Ammonia	NE	U (100)	200 (100)	280 (100)	U (100)	U (100)	U (100)	700 (100)	69 J (100)	1800 (100)	84 J (100)	120 (100)	130 (100)	2400 (100)	U (100)	U (100)
Bicarbonate Alkalinity	NE	U (20000)	133000 (20000)	268000 (20000)	U (20000)	22300 (20000)	U (20000)	65200 (20000)	209000 (20000)	U (40000)	166000 (20000)	68000 (20000)	39000 (20000)	259000 (20000)	51200 (20000)	92900 (20000)
Carbonate Alkalinity (as CaCO3)	NE	U (20000)	U (20000)	U (20000)	U (20000)	U (20000)	U (20000)	U (20000)	U (20000)	755000 (40000)	U (20000)	U (20000)	U (20000)	U (20000)	U (20000)	U (20000)
Butyric acid	NE	U (5000)	U (5000)	U (5000)	U (5000)	U (5000)	U (5000)	U (5000)	U (5000)	U (5000)	U (5000)	U (5000)	U (5000)	U (5000)	U (5000)	U (5000)
Carbon Dioxide	NE	U (20000)	522000 (20000)	371000 (20000)	U (20000)	301000 (20000)	U (20000)	1020000 (20000)	199000 (20000)	332000 (20000)	175000 (20000)	640000 (20000)	331000 (20000)	759000 (20000)	190000 (20000)	263000 (20000)
Organic Carbon (total)	NE	220 (1000)	770 (1000)	2400 M1 (1000)	14500 (1000)	9200 (1000)	420 (1000)	910 (1000)	1600 B (1000)	8300 (1000)	320 J (1000)	430 (1000)	760 (1000)	6700 (1000)	480 (1000)	940 J (1000)
Chloride	NE	616000 (50000)	198000 (20000)	490000 (50000)	250000 (20000)	210000 (20000)	184000 (10000)	94500 (20000)	23200 (2000)	329000 (50000)	225000 (20000)	295000 (50000)	383000 (50000)	616000 (50000)	65000 (5000)	40200 (5000)
2-Chloroethanol	NE	U (10000)	U (10000)	U (10000)	U (10000)	U (10000)	U (10000)	U (10000)	U (10000)	U (10000)	U (10000)	U (10000)	U (10000)	U (10000)	U (10000)	U (10000)
Iron, Ferric	NE	U (200)	U (200)	1100 (200)	1500 (200)	1600 (200)	2200 (200)	U (200)	990 (200)	280 (200)	U (200)	290 (200)	U (200)	1400 (200)	U (200)	480 (200)
Lactic Acid	NE	U (10000)	U (10000)	U (10000)	U (10000)	U (10000)	U (10000)	U (10000)	U (10000)	U (10000)	U (10000)	U (10000)	U (10000)	U (10000)	U (10000)	U (10000)
Nitrogen	NE	210 (100)	730 (100)	U (100)	330 (100)	2800 (100)	19 J (100)	3300 (100)	U (100)	2400 (100)	2200 (100)	2500 (100)	290 (100)	2100 (100)	3600 (100)	U (100)
Nitrogen, Nitrate (As N)	NE	210 (100)	730 (100)	U (100)	330 (100)	2800 (100)	19 J (100)	3300 (100)	U (100)	2300 (100)	2200 (100)	2500 (100)	290 (100)	1900 (100)	3600 (100)	U (100)
Nitrogen, Nitrite	NE	U (100)	U (100)	U (100)	U (100)	U (100)	U (100)	U (100)	U (100)	18 J (100)	U (100)	U (100)	U (100)	200 (100)	U (100)	U (100)
pH [pH units]	NE	5.0 (0.10)	5.8 (0.10)	6.6 (0.10)	4.8 (0.10)	5.2 (0.10)	5.2 (0.10)	5.1 (0.10)	7.5 (0.10)	12.2 (0.10)	7.1 (0.10)	5.4 (0.10)	5.4 (0.10)	6.0 (0.10)	5.8 (0.10)	6.0 (0.10)
Phosphates (total)	NE	51 (30)	370 (30)	1600 (30)	88 (30)	73 (30)	170 (30)	1500 (30)	160 (30)	2300 (30)	510 (30)	480 (30)	220 (30)	91 (30)	47 (30)	66 (30)
Propionic Acid	NE	U (5000)	U (5000)	U (5000)	U (5000)	U (5000)	U (5000)	U (5000)	U (5000)	U (5000)	U (5000)	U (5000)	U (5000)	U (5000)	U (5000)	U (5000)
Pyruvic Acid	NE	U (5000)	U (5000)	U (5000)	U (5000)	U (5000)	U (5000)	U (5000)	U (5000)	U (5000)	U (5000)	U (5000)	U (5000)	U (5000)	U (5000)	U (5000)
Sulfide (total)	NE	U (50)	U (50)	U (50)	U (50)	U (50)	U (50)	U (50)	U (50)	U (50)	U (50)	U (50)	U (50)	U (50)	U (50)	U (50)
Sulfate	NE	3500 (1000)	504000 (50000)	706000 (50000)	515000 (50000)	11700 (1000)	121000 (10000)	6380000 (500000)	42800 (5000)	2880000 (500000)	1600000 (200000)	2540000 (200000)	1190000 (100000)	2990000 (500000)	11800 (1000)	3600 (1000)
Gasses																
Methane	NE	U (0.50)	0.90 (0.50)	52 (0.50)	53 (0.50)	6.1 (0.50)	220 (0.50)	11 (0.50)	15 (0.50)	11 (0.50)	1.5 (0.50)	3.1 (0.50)	14 (0.50)	40 (0.50)	0.88 (0.50)	0.69 (0.50)
Ethane	NE	U (0.10)	U (0.10)	10 (0.10)	U (0.10)	U (0.10)	0.12 (0.10)	0.20 (0.10)	0.73 (0.10)	0.21 (0.10)	U (0.10)	U (0.10)	1.5 (0.10)	4.1 (0.10)	U (0.10)	U (0.10)
Ethene	NE	U (0.10)	U (0.10)	0.88 (0.10)	U (0.10)	U (0.10)	0.33 (0.10)	U (0.10)	0.23 (0.10)	U (0.10)	U (0.10)	U (0.10)	0.13 (0.10)	0.96 (0.10)	U (0.10)	U (0.10)
Hydrogen (H2) [nM][4]	NE	2.1 (0.60)	16 (0.60)	56 (0.60)	53 (0.60)	3.1 (0.60)	0.87 (0.60)	3300 (300)	0.82 (0.60)	650 (30)	30 (0.60)	270 (30)	24 (0.60)	480 (30)	4.2 (0.60)	1.1 (0.60)
Molecular Analyses																
BAV1 Vinyl Chloride Reductase [cells/mL]	NE	U (0.5)	U (0.5)	U (0.59)	U (0.5)	U (0.5)	U (0.5)	U (0.5)	623 (0.5)	U (0.5)	U (0.5)	U (0.5)	U (0.5)	U (0.5)	U (0.5)	U (0.5)
Dehalococcoides (DHC) [cells/mL]	NE	U (0.5)	U (0.5)	U (0.59)	1.5 (0.5)	U (0.5)	1.1 (0.5)	U (0.5)	3580 (0.5)	U (0.5)	U (0.5)	U (0.5)	U (0.5)	U (0.5)	1.1 (0.5)	116 (0.5)
tceA Reductase [cells/mL]	NE	U (0.5)	U (0.5)	U (0.59)	U (0.5)	U (0.5)	U (0.5)	U (0.5)	U (0.5)	U (0.5)	U (0.5)	U (0.5)	U (0.5)	U (0.5)	U (0.5)	U (0.5)

Notes:

1 All concentrations are presented in ug/L except where noted.

2 Only compounds with at least one detection are shown, with the exception of Monitored Natural Attenuation Parameters, for which all compounds are shown.

3 Concentrations that exceed the Remedial Action Levels per ADEQ RADD Issued Dec 2013 are double underlined.

4 Concentration presented in nM = nanomolar. Sampling Method - Bubble Strip.

U = Not detected
J = Estimated concentration
d = The analyte concentration was determined from a dilution.
( ) = Method detection limit for VOCs; reporting limit for all other parameters
* = Sampled on different day than other parameters with different method

RADD = Remedial action decision document
ADEQ = Arkansas Department of Environmental Quality
VOC = Volatile organic compounds
µg/L = Micrograms per Liter
mL = Milliliters
NE = Not established
NM = Not measured

Onsite Wells
Offsite Wells
Plume Boundary Wells

TABLE 6
SUMMARY OF MONITORING WELL GROUNDWATER SAMPLE ANALYTICAL RESULTS
(SECOND QUARTER 2016)
Whirlpool Facility - Fort Smith, Arkansas

Location	Remedial Action Levels per ADEQ RADD Issued Dec 2013	MW-89	MW-90	MW-91	MW-91	MW-92	MW-92	MW-93	MW-94	MW-95	MW-172	ITMW-2	ITMW-4	ITMW-6	ITMW-16	ITMW-20
Field Sample ID		MW-89-201605	MW-90-201605	MW-91-201605	DUP-02-201605	MW-92-201605	DUP-08-201605	MW-93-201605	MW-94-201605	MW-95-201605	MW-172-201605	ITMW-2-201605	ITMW-4-201605	ITMW-6-201605	ITMW-16-201605	ITMW-20-201605
Lab Sample ID		190510006, 190770038, 60218288025, 002NE018	190520008, 60218387020, 002NE055	190540022, 190770037, 60218387019, 002NE054	60218387037	190540017, 190770035, 60218387011, 002NE045	60218387032	190540006, 190770031, 60218544015, 002NE077	190540027, 190770030, 60218544027, 002NE075	190540005, 190770029, 60218544014, 002NE076	190540008, 190770032, 60218544017, 002NE084	190540014, 190770024, 60218544023, 002NE080	190540002, 190760001, 60218544011, 002NE069	190520020, 190760004, 60218544005, 002NE070	190520018, 190770045, 60218544003, 002NE093	189670012, 190760034, 60218184012, 002NE012
Sample Date		5/3/2016	5/4/2016	5/4/2016	5/4/2016	5/4/2016	5/4/2016	5/5/2016	5/5/2016	5/5/2016	5/5/2016	5/5/2016	5/5/2016	5/5/2016	5/5/2016	5/2/2016
Sample Method		Low Flow	Low Flow	Low Flow	Low Flow	Low Flow	Low Flow	Low Flow	Low Flow	Low Flow	Low Flow	Low Flow	Low Flow	Low Flow	Low Flow	Low Flow
Comments					Field Duplicate		Field Duplicate									
Volatile Organic Compounds																
Acetone	12000	U (1.9)	5.0 J (1.9)	U (1.9)	U (1.9)	3.1 J (1.9)	5.9 J (1.9)	U (1.9)	44.1 (1.9)	U (1.9)	U (1.9)	U (1.9)	U (1.9)	U (1.9)	U (1.9)	U (1.9)
Benzene	5	U (0.060)	U (0.060)	0.10 J (0.060)	0.11 J (0.060)	0.18 J (0.060)	0.18 J (0.060)	0.11 J (0.060)	U (0.060)	U (0.060)	0.13 J (0.060)	U (0.060)	U (0.060)	U (0.060)	U (0.060)	U (0.060)
Bromodichloromethane	80	U (0.19)	U (0.19)	U (0.19)	U (0.19)	0.35 J (0.19)	0.32 J (0.19)	U (0.19)	U (0.19)	U (0.19)	U (0.19)	U (0.19)	U (0.19)	U (0.19)	U (0.19)	U (0.19)
Bromoform	80	U (0.070)	U (0.070)	U (0.070)	U (0.070)	3.5 (0.070)	3.3 (0.070)	U (0.070)	U (0.070)	U (0.070)	1.1 (0.070)	U (0.070)	U (0.070)	U (0.070)	U (0.070)	U (0.070)
Bromomethane	7	U (0.16)	U (0.16)	U (0.16)	U (0.16)	2.1 J (0.16)	2.4 J (0.16)	U (0.16)	U (0.16)	U (0.16)	0.60 J (0.16)	U (0.16)	U (0.16)	U (0.16)	U (0.16)	U (0.16)
2-Butanone	4900	U (0.59)	U (0.59)	U (0.59)	U (0.59)	U (0.59)	U (0.59)	U (0.59)	0.87 J (0.59)	U (0.59)	U (0.59)	U (0.59)	U (0.59)	U (0.59)	U (0.59)	U (0.59)
Carbon Disulfide	720	U (0.12)	0.23 J (0.12)	U (0.12)	U (0.12)	0.16 J (0.12)	0.19 J (0.12)	U (0.12)	U (0.12)	U (0.12)	U (0.12)	U (0.12)	U (0.12)	U (0.12)	U (0.12)	U (0.12)
Carbon Tetrachloride	5	U (0.18)	U (0.18)	U (0.18)	U (0.18)	U (0.18)	U (0.18)	0.87 J (0.18)	U (0.18)	0.88 J (0.18)	U (0.18)	U (0.18)	U (0.18)	U (0.18)	U (0.18)	U (0.18)
Chlorobenzene	100	U (0.21)	U (0.21)	U (0.21)	U (0.21)	U (0.21)	U (0.21)	U (0.21)	U (0.21)	U (0.21)	U (0.21)	U (0.21)	0.67 J (0.21)	U (0.21)	U (0.21)	U (0.21)
Chloroethane	12000	U (0.15)	U (0.15)	U (0.15)	U (0.15)	U (0.15)	U (0.15)	U (0.15)	U (0.15)	U (0.15)	U (0.15)	U (0.15)	U (0.15)	U (0.15)	U (0.15)	U (0.15)
Chloroform	80	U (0.14)	U (0.14)	U (0.14)	0.24 J (0.14)	1.8 (0.14)	1.9 (0.14)	4.4 (0.14)	2.3 (0.14)	5.8 (0.14)	1.3 (0.14)	U (0.14)	0.15 J (0.14)	U (0.14)	U (0.14)	U (0.14)
Chloromethane	190	U (0.080)	U (0.080)	U (0.080)	U (0.080)	9.7 (0.080)	5.8 (0.080)	U (0.080)	8.3 (0.080)	U (0.080)	3.0 (0.080)	U (0.080)	U (0.080)	U (0.080)	U (0.080)	U (0.080)
Dibromochloromethane	80	U (0.21)	U (0.21)	U (0.21)	U (0.21)	0.34 J (0.21)	0.32 J (0.21)	U (0.21)	U (0.21)	U (0.21)	U (0.21)	U (0.21)	U (0.21)	U (0.21)	U (0.21)	U (0.21)
1,1-Dichloroethane	2.4	U (0.050)	U (0.050)	1.5 (0.050)	1.3 (0.050)	0.23 J (0.050)	0.22 J (0.050)	0.36 J (0.050)	0.92 J (0.050)	0.45 J (0.050)	U (0.050)	U (0.050)	0.18 J (0.050)	4.0 (0.050)	U (0.050)	U (0.050)
1,2-Dichloroethane	5	U (0.12)	U (0.12)	U (0.12)	U (0.12)	U (0.12)	U (0.12)	U (0.12)	U (0.12)	U (0.12)	U (0.12)	U (0.12)	U (0.12)	U (0.12)	U (0.12)	U (0.12)
1,1-Dichloroethene	7	U (0.20)	U (0.20)	4.4 (0.20)	3.9 (0.20)	0.28 J (0.20)	0.46 J (0.20)	26.4 (0.20)	1.0 (0.20)	40.1 (0.20)	U (0.20)	U (0.20)	U (0.20)	0.59 J (0.20)	U (0.20)	U (0.20)
cis-1,2-Dichloroethene	70	0.30 J (0.080)	U (0.080)	37.8 (0.080)	33.4 (0.080)	25.5 (0.080)	25.7 (0.080)	127 (0.080)	15.6 (0.080)	164 (0.080)	13.3 (0.080)	0.29 J (0.080)	U (0.080)	5.3 (0.080)	U (0.080)	U (0.080)
trans-1,2-Dichloroethene	100	U (0.20)	U (0.20)	0.44 J (0.20)	0.41 J (0.20)	4.2 (0.20)	4.5 (0.20)	5.5 J (0.20)	2.5 J (0.20)	1.3 J (0.20)	2.5 (0.20)	U (0.20)	U (0.20)	U (0.20)	U (0.20)	U (0.20)
1,2-Dichloropropane	5	U (0.16)	U (0.16)	U (0.16)	U (0.16)	U (0.16)	U (0.16)	U (0.16)	U (0.16)	U (0.16)	U (0.16)	U (0.16)	U (0.16)	U (0.16)	U (0.16)	U (0.16)
2-Hexanone	34	U (1.2)	U (1.2)	U (1.2)	U (1.2)	U (1.2)	U (1.2)	U (1.2)	U (1.2)	U (1.2)	U (1.2)	U (1.2)	U (1.2)	U (1.2)	U (1.2)	U (1.2)
4-Methyl-2-pentanone	1000	U (0.42)	U (0.42)	U (0.42)	U (0.42)	U (0.42)	U (0.42)	U (0.42)	U (0.42)	U (0.42)	U (0.42)	U (0.42)	U (0.42)	U (0.42)	U (0.42)	U (0.42)
Methylene Chloride	5	U (0.15)	U (0.15)	U (0.15)	U (0.15)	1.1 (0.15)	0.69 J (0.15)	2.6 (0.15)	U (0.15)	3.4 (0.15)	0.41 J (0.15)	U (0.15)	2.6 (0.15)	U (0.15)	U (0.15)	U (0.15)
1,1,2,2-Tetrachloroethene	0.066	U (0.15)	U (0.15)	U (0.15)	U (0.15)	U (0.15)	U (0.15)	0.34 J (0.15)	1.3 (0.15)	U (0.15)	1.2 (0.15)	U (0.15)	U (0.15)	U (0.15)	U (0.15)	U (0.15)
Tetrachloroethene	5	U (0.10)	U (0.10)	1.8 (0.10)	1.8 (0.10)	1.3 (0.10)	1.3 (0.10)	6.3 (0.10)	0.32 J (0.10)	7.6 (0.10)	1.4 (0.10)	0.36 J (0.10)	U (0.10)	U (0.10)	U (0.10)	U (0.10)
Toluene	1000	U (0.17)	U (0.17)	U (0.17)	U (0.17)	U (0.17)	U (0.17)	U (0.17)	U (0.17)	U (0.17)	U (0.17)	U (0.17)	U (0.17)	U (0.17)	U (0.17)	U (0.17)
1,1,1-Trichloroethane	200	U (0.11)	U (0.11)	U (0.11)	U (0.11)	4.9 (0.11)	5.3 (0.11)	0.80 J (0.11)	U (0.11)	0.41 J (0.11)	U (0.11)	U (0.11)	U (0.11)	U (0.11)	U (0.11)	U (0.11)
1,1,2-Trichloroethane	5	U (0.20)	U (0.20)	U (0.20)	U (0.20)	U (0.20)	U (0.20)	1.5 (0.20)	0.28 J (0.20)	2.0 (0.20)	0.28 J (0.20)	U (0.20)	U (0.20)	U (0.20)	U (0.20)	U (0.20)
Trichloroethene	5	14.0 (0.17)	U (0.17)	530 (1.7)	459 (1.7)	2210 (3.4)	1840 (3.4)	17300 (34.0)	424 (3.4)	21600 (34.0)	2160 (4.2)	0.25 J (0.17)	1.3 (0.17)	4.4 (0.17)	U (0.17)	U (0.17)
Vinyl Chloride	2	U (0.13)	U (0.13)	0.23 J (0.13)	0.26 J (0.13)	1.8 (0.13)	1.7 (0.13)	7.6 (0.13)	U (0.13)	14.8 (0.13)	U (0.13)	U (0.13)	0.15 J (0.13)	0.22 J (0.13)	U (0.13)	U (0.13)
Xylenes (total)	10000	U (0.42)	U (0.42)	U (0.42)	U (0.42)	U (0.42)	U (0.42)	U (0.42)	U (0.42)	U (0.42)	U (0.42)	U (0.42)	U (0.42)	U (0.42)	U (0.42)	U (0.42)
Metals																
Iron	NE	208 (50.0)	429 (50.0)	887 (50.0)	NM	408 (50.0)	NM	418 (50.0)	210 (50.0)	541 (50.0)	380 (50.0)	1020 (50.0)	2870 (50.0)	182 (50.0)	2230 (50.0)	68.4 (50.0)
Manganese	NE	509 (5.0)	71.2 (5.0)	364 (5.0)	NM	101 (5.0)	NM	87.0 (5.0)	61.1 (5.0)	81.4 (5.0)	35.8 (5.0)	24.5 (5.0)	3340 (5.0)	264 (5.0)	32.2 (5.0)	7.5 (5.0)
Monitored Natural Attenuation Parameters																
Acetic acid	NE	U (5000)	U (5000)	U (5000)	NM	U (5000)	NM	U (5000)	U (5000)	U (5000)	U (5000)	U (5000)	U (5000)	U (5000)	U (5000)	U (5000)
Acetylene	NE	U (0.50)	U (0.50)	U (0.50)	NM	U (0.50)	NM	U (0.50)	U (0.50)	U (0.50)	U (0.50)	U (0.50)	U (0.50)	U (0.50)	U (0.50)	U (0.50)
Total Alkalinity	NE	42100 (20000)	117000 (20000)	39900 (20000)	NM	113000 (20000)	NM	U (20000)	22900 (20000)	25300 (20000)	38400 (20000)	54700 (20000)	75000 (20000)	117000 (20000)	28700 (20000)	53200 (20000)
Ammonia	NE	U (100)	U (100)	57 J (100)	NM	140 (100)	NM	U (100)	73 J (100)	U (100)	51 J (100)	U (100)	350 (100)	U (100)	U (100)	U (100)
Bicarbonate Alkalinity	NE	42100 (20000)	117000 (20000)	39900 (20000)	NM	113000 (20000)	NM	U (20000)	22900 (20000)	25300 (20000)	38400 (20000)	54700 (20000)	75000 (20000)	117000 (20000)	28700 (20000)	53200 (20000)
Carbonate Alkalinity (as CaCO3)	NE	U (20000)	U (20000)	U (20000)	NM	U (20000)	NM	U (20000)	U (20000)	U (20000)	U (20000)	U (20000)	U (20000)	U (20000)	U (20000)	U (20000)
Butyric acid	NE	U (5000)	U (5000)	U (5000)	NM	U (5000)	NM	U (5000)	U (5000)	U (5000)	U (5000)	U (5000)	U (5000)	U (5000)	U (5000)	U (5000)
Carbon Dioxide	NE	297000 (20000)	224000 (20000)	123000 (20000)	NM	263000 (20000)	NM	U (20000)	713000 (20000)	506000 (20000)	687000 (20000)	146000 (20000)	75500 (20000)	286000 (20000)	75200 (20000)	100000 (20000)
Organic Carbon (total)	NE	3800 (1000)	2500 B (1000)	910 (1000)	NM	330 J (1000)	NM	310 (1000)	430 (1000)	320 (1000)	450 (1000)	630 (1000)	7200 (1000)	640 (1000)	2000 (1000)	310 J (1000)
Chloride	NE	49300 (5000)	105000 (10000)	47400 (5000)	NM	498000 (50000)	NM	322000 (50000)	144000 (10000)	327000 (50000)	333000 (50000)	101000 (10000)	7200 (1000)	126000 (10000)	1200 (1000)	95700 (10000)
2-Chloroethanol	NE	U (10000)	U (10000)	U (10000)	NM	U (10000)	NM	U (10000)	U (10000)	U (10000)	U (10000)	U (10000)	U (10000)	U (10000)	U (10000)	U (10000)
Iron, Ferric	NE	210 (200)	430 (200)	890 (200)	NM	340 (200)	NM	380 (200)	U (200)	490 (200)	380 (200)	1000 (200)	2800 (200)	U (200)	2200 (200)	U (200)
Lactic Acid	NE	U (10000)	U (10000)	U (10000)	NM	U (10000)	NM	U (10000)	U (10000)	U (10000)	U (10000)	U (10000)	U (10000)	U (10000)	U (10000)	U (10000)
Nitrogen	NE	74900 (2000)	U (100)	3900 (100)	NM	1100 (100)	NM	1600 (100)	2700 (100)	1500 (100)	1300 (100)	830 (100)	U (100)	23800 (500)	490 (100)	720 (100)
Nitrogen, Nitrate (As N)	NE	74900 (2000)	U (100)	3900 (100)	NM	1100 (100)	NM	1600 (100)	2700 (100)	1500 (100)	1300 (100)	830 (100)	U (100)	23800 (500)	490 (100)	720 (100)
Nitrogen, Nitrite	NE	U (2000)	U (100)	U (100)	NM	U (100)	NM	U (100)	U (100)	U (100)	U (100)	U (100)	U (100)	U (500)	U (100)	U (100)
pH [pH units]	NE	5.5 (0.10)	6.3 (0.10)	6.0 (0.10)	NM	6.1 (0.10)	NM	4.7 (0.10)	4.8 (0.10)	5.0 (0.10)	5.1 (0.10)	6.0 (0.10)	7.2 (0.10)	6.1 (0.10)	6.1 (0.10)	6.3 (0.10)
Phosphates (total)	NE	36 (30)	69 (30)	66 (30)	NM	130 (30)	NM	160 (30)	120 (30)	180 (30)	120 (30)	140 (30)	150 (30)	91 (30)	140 (30)	43 (30)
Propionic Acid	NE	U (5000)	U (5000)	U (5000)	NM	U (5000)	NM	U (5000)	U (5000)	U (5000)	U (5000)	U (5000)	U (5000)	U (5000)	U (5000)	U (5000)
Pyruvic Acid	NE	U (5000)	U (5000)	U (5000)	NM	U (5000)	NM	U (5000)	U (5000)	U (5000)	U (5000)	U (5000)	U (5000)	U (5000)	U (5000)	U (5000)
Sulfide (total)	NE	U (50)	U (50)	U (50)	NM	U (50)	NM	U (50)	U (50)	U (50)	U (50)	U (50)	U (50)	U (50)	U (50)	U (50)
Sulfate	NE	11000 (1000)	20700 (2000)	11200 (1000)	NM	771000 (50000)	NM	2500 (1000)	765000 (100000)	4000 (1000)	434000 (50000)	17100 (2000)	14600 (1000)	99500 (10000)	11000 (1000)	16800 (1000)
Gasses																
Methane	NE	24 (0.50)	1.1 (0.50)	1.2 (0.50)	NM	19 (0.50)	NM	4.2 (0.50)	2.5 (0.50)	3.3 (0.50)	3.8 (0.50)	0.81 (0.50)	16 (0.50)	U (0.50)	44 (0.50)	U (0.50)
Ethane	NE	U (0.10)	U (0.10)	U (0.10)	NM	0.30 (0.10)	NM	0.37 (0.10)	0.13 (0.10)	0.44 (0.10)	0.19 (0.10)	U (0.10)	U (0.10)	U (0.10)	U (0.10)	U (0.10)
Ethene	NE	0.18 (0.10)	0.14 (0.10)	U (0.10)	NM	0.28 (0.10)	NM	U (0.10)	U (0.10)	U (0.10)	U (0.10)	U (0.10)	U (0.10)	U (0.10)	U (0.10)	U (0.10)
Hydrogen (H2) [nM][4]	NE	0.94 (0.60)	NM	0.96 (0.60)	NM	1.6 (0.60)	NM	1.0 (0.60)	7.8 (0.60)	28 (0.60)	5.6 (0.60)	1.4 (0.60)	0.94 (0.60)	2.4 (0.60)	12 (0.60)	1.3 (0.60)
Molecular Analyses																
BAV1 Vinyl Chloride Reductase [cells/mL]	NE	U (0.5)	U (0.83)	U (0.5)	NM	U (0.5)	NM	U (0.5)	U (0.5)	U (0.5)	U (0.5)	U (0.5)	U (0.5)	U (0.5)	U (2)	U (0.5)
Dehalococcoides (DHC) [cells/mL]	NE	6.2 (0.5)	359 (0.83)	U (0.5)	NM	U (0.5)	NM	U (0.5)	U (0.5)	U (0.5)	U (0.5)	U (0.5)	6.4 (0.5)	U (0.5)	30.7 (2)	0.3 J (0.5)
tceA Reductase [cells/mL]	NE	U (0.5)	U (0.83)	U (0.5)	NM	U (0.5)	NM	U (0.5)	U (0.5)	U (0.5)	U (0.5)	U (0.5)	U (0.5)	U (0.5)	U (2)	U (0.5)

Notes:
1 All concentrations are presented in ug/L except where noted.
2 Only compounds with at least one detection are shown, with the exception of Monitored Natural Attenuation Parameters, for which all compounds are shown.
3 Concentrations that exceed the Remedial Action Levels per ADEQ RADD Issued Dec 2013 are double underlined.
4 Concentration presented in nM = nanomolar. Sampling Method - Bubble Strip.
U = Not detected
J = Estimated concentration
d = The analyte concentration was determined from a dilution.
( ) = Method detection limit for VOCs; reporting limit for all other parameters
* = Sampled on different day than other parameters with different method
RADD = Remedial action decision document
ADEQ = Arkansas Department of Environmental Quality
VOC = Volatile organic compounds
µg/L = Micrograms per Liter
mL = Milliliters
NE = Not established
NM = Not measured

Onsite Wells
Offsite Wells
Plume Boundary Wells

TABLE 6
SUMMARY OF MONITORING WELL GROUNDWATER SAMPLE ANALYTICAL RESULTS
(SECOND QUARTER 2016)
Whirlpool Facility - Fort Smith, Arkansas

Location	Remedial Action Levels per ADEQ RADD Issued Dec 2013	IW-72	MW-22	MW-26	MW-27	MW-28	MW-29	MW-31R	MW-36R	MW-39R	MW-40R	MW-50R	MW-60R	MW-61R	MW-62R	MW-63R
Field Sample ID		IW-72-201605	MW-22-201605	MW-26-201605	MW-27-201605	MW-28-201605	MW-29-201605	MW-31R-201604	MW-36R-201605	MW-39R-201605	MW-40R-201605	MW-50R-201605	MW-60R-201605	MW-61R-201605	MW-62R-201605	MW-63R-201605
Lab Sample ID		190510009, 190760036, 60218288018, 002NE021	190510024, 190770022, 60218387003, 002NE036	189670011, 190760007, 60218184011, 002NE011	190540029, 190770041, 60218387018, 002NE053	190520009, 190770040, 60218387021, 002NE056	190510013, 190760006, 60218288001, 002NE025	188010001, 188010004, 60217246001, 057ND-1	190510016, 190770008, 60218288026, 002NE028	189670009, 190760029, 60218184009, 002NE09	189670010, 190760035, 60218184010, 002NE010	189670001, 190760017, 60218184001, 002NE01	189670002, 190760018, 60218184002, 002NE02	190510021, 190770016, 60218288008, 002NE033	190510019, 190760024, 60218288006, 002NE031	189670008, 190760019, 60218184008, 002NE08
Sample Date		5/3/2016	5/4/2016	5/2/2016	5/4/2016	5/4/2016	5/3/2016	4/18/2016	5/3/2016	5/2/2016	5/2/2016	5/2/2016	5/2/2016	5/3/2016	5/3/2016	5/2/2016
Sample Method		Low Flow	Low Flow	Low Flow	Low Flow	Low Flow	Low Flow	Low Flow	Low Flow	Low Flow	Low Flow	Low Flow	Low Flow	Low Flow	Low Flow	Low Flow
Comments																
Volatile Organic Compounds																
Acetone	12000	U (1.9)	U (1.9)	U (1.9)	U (1.9)	U (1.9)	U (1.9)	U (1.9)	20.6 (1.9)	U (1.9)	U (1.9)	U (1.9)	U (1.9)	U (1.9)	U (1.9)	U (1.9)
Benzene	5	0.10 J (0.060)	U (0.060)	U (0.060)	U (0.060)	U (0.060)	0.13 J (0.060)	U (0.060)	0.15 J (0.060)	U (0.060)	U (0.060)	U (0.060)	0.10 J (0.060)	U (0.060)	U (0.060)	U (0.060)
Bromodichloromethane	80	U (0.19)	U (0.19)	U (0.19)	U (0.19)	U (0.19)	U (0.19)	U (0.19)	U (0.19)	U (0.19)	U (0.19)	U (0.19)	U (0.19)	U (0.19)	U (0.19)	U (0.19)
Bromoform	80	2.9 (0.070)	U (0.070)	U (0.070)	U (0.070)	U (0.070)	U (0.070)	U (0.070)	0.62 J (0.070)	U (0.070)	U (0.070)	U (0.070)	U (0.070)	U (0.070)	U (0.070)	U (0.070)
Bromomethane	7	U (0.16)	U (0.16)	U (0.16)	U (0.16)	U (0.16)	U (0.16)	U (0.16)	29.2 (0.16)	U (0.16)	U (0.16)	U (0.16)	U (0.16)	U (0.16)	U (0.16)	U (0.16)
2-Butanone	4900	U (0.59)	U (0.59)	U (0.59)	U (0.59)	U (0.59)	U (0.59)	U (0.59)	U (0.59)	U (0.59)	U (0.59)	U (0.59)	U (0.59)	U (0.59)	U (0.59)	U (0.59)
Carbon Disulfide	720	U (0.12)	U (0.12)	U (0.12)	U (0.12)	U (0.12)	U (0.12)	U (0.12)	0.30 J (0.12)	U (0.12)	U (0.12)	U (0.12)	U (0.12)	U (0.12)	U (0.12)	U (0.12)
Carbon Tetrachloride	5	U (0.18)	U (0.18)	U (0.18)	U (0.18)	U (0.18)	U (0.18)	U (0.18)	U (0.18)	U (0.18)	U (0.18)	U (0.18)	U (0.18)	U (0.18)	U (0.18)	U (0.18)
Chlorobenzene	100	U (0.21)	U (0.21)	U (0.21)	U (0.21)	U (0.21)	3.7 (0.21)	U (0.21)	U (0.21)	U (0.21)	U (0.21)	U (0.21)	U (0.21)	U (0.21)	U (0.21)	U (0.21)
Chloroethane	12000	U (0.15)	U (0.15)	U (0.15)	U (0.15)	U (0.15)	U (0.15)	U (0.15)	U (0.15)	U (0.15)	U (0.15)	U (0.15)	U (0.15)	U (0.15)	U (0.15)	U (0.15)
Chloroform	80	0.17 J (0.14)	U (0.14)	U (0.14)	U (0.14)	U (0.14)	U (0.14)	U (0.14)	0.21 J (0.14)	U (0.14)	U (0.14)	U (0.14)	U (0.14)	U (0.14)	0.24 J (0.14)	0.31 J (0.14)
Chloromethane	190	U (0.080)	U (0.080)	U (0.080)	U (0.080)	U (0.080)	U (0.080)	0.093 J (0.080)	15.4 (0.080)	U (0.080)	U (0.080)	U (0.080)	U (0.080)	U (0.080)	U (0.080)	U (0.080)
Dibromochloromethane	80	U (0.21)	U (0.21)	U (0.21)	U (0.21)	U (0.21)	U (0.21)	U (0.21)	U (0.21)	U (0.21)	U (0.21)	U (0.21)	U (0.21)	U (0.21)	U (0.21)	U (0.21)
1,1-Dichloroethane	2.4	U (0.050)	U (0.050)	U (0.050)	U (0.050)	U (0.050)	U (0.050)	U (0.050)	U (0.050)	U (0.050)	U (0.050)	U (0.050)	U (0.050)	U (0.050)	U (0.050)	U (0.050)
1,2-Dichloroethane	5	U (0.12)	U (0.12)	U (0.12)	U (0.12)	U (0.12)	U (0.12)	U (0.12)	U (0.12)	U (0.12)	U (0.12)	U (0.12)	U (0.12)	U (0.12)	U (0.12)	U (0.12)
1,1-Dichloroethene	7	U (0.20)	U (0.20)	U (0.20)	U (0.20)	U (0.20)	U (0.20)	U (0.20)	U (0.20)	U (0.20)	U (0.20)	U (0.20)	U (0.20)	U (0.20)	U (0.20)	U (0.20)
cis-1,2-Dichloroethene	70	U (0.080)	U (0.080)	U (0.080)	0.18 J (0.080)	U (0.080)	U (0.080)	U (0.080)	U (0.080)	U (0.080)	U (0.080)	U (0.080)	U (0.080)	3.8 (0.080)	U (0.080)	0.55 J (0.080)
trans-1,2-Dichloroethene	100	U (0.20)	U (0.20)	U (0.20)	U (0.20)	U (0.20)	U (0.20)	U (0.20)	U (0.20)	U (0.20)	U (0.20)	U (0.20)	U (0.20)	U (0.20)	U (0.20)	U (0.20)
1,2-Dichloropropane	5	U (0.16)	U (0.16)	U (0.16)	U (0.16)	U (0.16)	U (0.16)	U (0.16)	U (0.16)	U (0.16)	U (0.16)	U (0.16)	U (0.16)	U (0.16)	U (0.16)	U (0.16)
2-Hexanone	34	U (1.2)	U (1.2)	U (1.2)	U (1.2)	U (1.2)	U (1.2)	U (1.2)	U (1.2)	U (1.2)	U (1.2)	U (1.2)	U (1.2)	U (1.2)	U (1.2)	U (1.2)
4-Methyl-2-pentanone	1000	U (0.42)	U (0.42)	U (0.42)	U (0.42)	U (0.42)	U (0.42)	U (0.42)	U (0.42)	U (0.42)	U (0.42)	U (0.42)	U (0.42)	U (0.42)	U (0.42)	U (0.42)
Methylene Chloride	5	U (0.15)	U (0.15)	U (0.15)	U (0.15)	U (0.15)	U (0.15)	U (0.15)	0.52 J (0.15)	U (0.15)	U (0.15)	U (0.15)	U (0.15)	U (0.15)	U (0.15)	U (0.15)
1,1,2,2-Tetrachloroethane	0.066	U (0.15)	U (0.15)	U (0.15)	U (0.15)	U (0.15)	U (0.15)	U (0.15)	U (0.15)	U (0.15)	U (0.15)	U (0.15)	U (0.15)	U (0.15)	U (0.15)	U (0.15)
Tetrachloroethene	5	U (0.10)	U (0.10)	U (0.10)	U (0.10)	U (0.10)	U (0.10)	U (0.10)	U (0.10)	U (0.10)	U (0.10)	U (0.10)	U (0.10)	U (0.10)	U (0.10)	U (0.10)
Toluene	1000	U (0.17)	U (0.17)	U (0.17)	U (0.17)	U (0.17)	U (0.17)	U (0.17)	U (0.17)	U (0.17)	U (0.17)	U (0.17)	U (0.17)	U (0.17)	U (0.17)	U (0.17)
1,1,1-Trichloroethane	200	U (0.11)	U (0.11)	U (0.11)	U (0.11)	U (0.11)	U (0.11)	U (0.11)	U (0.11)	U (0.11)	U (0.11)	U (0.11)	U (0.11)	U (0.11)	U (0.11)	U (0.11)
1,1,2-Trichloroethane	5	U (0.20)	U (0.20)	U (0.20)	U (0.20)	U (0.20)	U (0.20)	U (0.20)	U (0.20)	U (0.20)	U (0.20)	U (0.20)	U (0.20)	U (0.20)	U (0.20)	U (0.20)
Trichloroethene	5	1.8 (0.17)	U (0.17)	U (0.17)	0.35 J (0.17)	U (0.17)	U (0.17)	U (0.17)	1.7 (0.17)	U (0.17)	U (0.17)	0.46 J (0.17)	U (0.17)	5.3 (0.17)	U (0.17)	3.3 (0.17)
Vinyl Chloride	2	U (0.13)	U (0.13)	U (0.13)	U (0.13)	U (0.13)	U (0.13)	U (0.13)	U (0.13)	U (0.13)	U (0.13)	U (0.13)	U (0.13)	U (0.13)	U (0.13)	U (0.13)
Xylenes (total)	10000	U (0.42)	U (0.42)	U (0.42)	U (0.42)	U (0.42)	U (0.42)	U (0.42)	U (0.42)	U (0.42)	U (0.42)	U (0.42)	U (0.42)	U (0.42)	U (0.42)	U (0.42)
Metals																
Iron	NE	460 (50.0)	18.0 JB (50.0)	109 (50.0)	1780 (50.0)	167 (50.0)	330 (50.0)	376 (50.0)	15600 (50.0)	7380 (50.0)	14300 (50.0)	3170 (50.0)	1760 (50.0)	22000 (50.0)	579 (50.0)	1820 (50.0)
Manganese	NE	1770 (5.0)	95.4 (5.0)	222 (5.0)	31.0 (5.0)	43.1 (5.0)	306 (5.0)	626 (5.0)	5380 (5.0)	2980 (5.0)	3660 (5.0)	76.3 (5.0)	2240 (5.0)	1710 (5.0)	973 (5.0)	108 (5.0)
Monitored Natural Attenuation Parameters																
Acetic acid	NE	U (5000)	U (5000)	U (5000)	U (5000)	U (5000)	U (5000)	U (5000)	U (5000)	U (5000)	U (5000)	U (5000)	U (5000)	U (5000)	U (5000)	U (5000)
Acetylene	NE	U (0.50)	U (0.50)	U (0.50)	U (0.50)	U (0.50)	U (0.50)	U (0.50)	U (0.50)	U (0.50)	U (0.50)	U (0.50)	U (0.50)	U (0.50)	U (0.50)	U (0.50)
Total Alkalinity	NE	96800 (20000)	43700 (20000)	20800 (20000)	39000 (20000)	87500 (20000)	U (20000)	20700 (20000)	28400 (20000)	41600 (20000)	51100 (20000)	198000 (20000)	398000 (20000)	384000 (20000)	54800 (20000)	39700 (20000)
Ammonia	NE	50 J (100)	U (100)	U (100)	U (100)	U (100)	U (100)	U (100)	U (100)	U (100)	U (100)	U (100)	U (100)	2000 (100)	U (100)	U (100)
Bicarbonate Alkalinity	NE	96800 (20000)	43700 (20000)	20800 (20000)	39000 (20000)	87500 (20000)	U (20000)	20700 (20000)	28400 (20000)	41600 (20000)	51100 (20000)	198000 (20000)	398000 (20000)	384000 (20000)	54800 (20000)	39700 (20000)
Carbonate Alkalinity (as CaCO3)	NE	U (20000)	U (20000)	U (20000)	U (20000)	U (20000)	U (20000)	U (20000)	U (20000)	U (20000)	U (20000)	U (20000)	U (20000)	U (20000)	U (20000)	U (20000)
Butyric acid	NE	U (5000)	U (5000)	U (5000)	U (5000)	U (5000)	U (5000)	U (5000)	U (5000)	U (5000)	U (5000)	U (5000)	U (5000)	U (5000)	U (5000)	U (5000)
Carbon Dioxide	NE	216000 (20000)	243000 (20000)	184000 (20000)	69100 (20000)	182000 (20000)	U (20000)	286000 (20000)	1740000 (20000)	191000 (20000)	183000 (20000)	280000 (20000)	450000 (20000)	463000 (20000)	158000 (20000)	173000 (20000)
Organic Carbon (total)	NE	530 (1000)	530 J (1000)	69 J (1000)	1700 B (1000)	700 (1000)	530 J (1000)	10200 (1000)	830 J (1000)	510 (1000)	390 J (1000)	430 J (1000)	4900 (1000)	2800 (1000)	350 (1000)	140 J (1000)
Chloride	NE	200000 (20000)	11800 (1000)	336000 (50000)	18400 (1000)	17500 (1000)	107000 (10000)	121000 (10000)	227000 (20000)	320000 (50000)	224000 (20000)	212000 (20000)	121000 (10000)	83600 (10000)	149000 (10000)	144000 (10000)
2-Chloroethanol	NE	U (10000)	U (10000)	U (10000)	U (10000)	U (10000)	U (10000)	U (10000)	U (10000)	U (10000)	U (10000)	U (10000)	U (10000)	U (10000)	U (10000)	U (10000)
Iron, Ferric	NE	450 (200)	U (200)	U (200)	1800 (200)	U (200)	330 (200)	380 (200)	15300 (200)	4100 (200)	11000 (200)	3000 (200)	1800 (200)	18600 (200)	U (200)	1600 (200)
Lactic Acid	NE	U (10000)	U (10000)	U (10000)	U (10000)	U (10000)	U (10000)	U (10000)	U (10000)	U (10000)	U (10000)	U (10000)	U (10000)	U (10000)	U (10000)	U (10000)
Nitrogen	NE	1200 (100)	U (100)	2800 (100)	390 (100)	U (100)	1900 (100)	94 J (100)	1200 (100)	40 J (100)	U (100)	U (100)	U (100)	U (100)	99 J (100)	310 (100)
Nitrogen, Nitrate (As N)	NE	1200 (100)	U (100)	2800 (100)	390 (100)	U (100)	1900 (100)	94 J (100)	1200 (100)	40 J (100)	U (100)	U (100)	U (100)	U (100)	99 J (100)	310 (100)
Nitrogen, Nitrite	NE	U (100)	U (100)	U (100)	U (100)	U (100)	U (100)	U (100)	U (100)	U (100)	U (100)	U (100)	U (100)	U (100)	U (100)	U (100)
pH [pH units]	NE	6.2 (0.10)	5.6 (0.10)	5.4 (0.10)	6.4 (0.10)	6.2 (0.10)	5.0 (0.10)	5.2 (0.10)	4.5 (0.10)	5.7 (0.10)	5.9 (0.10)	6.6 (0.10)	6.9 (0.10)	6.8 (0.10)	6.0 (0.10)	5.8 (0.10)
Phosphates (total)	NE	300 (30)	43 (30)	110 (30)	180 (30)	130 (30)	140 (30)	66 (30)	110 (30)	120 (30)	150 (30)	270 (30)	120 (30)	590 (30)	77 (30)	84 (30)
Propionic Acid	NE	U (5000)	U (5000)	U (5000)	U (5000)	U (5000)	U (5000)	U (5000)	U (5000)	U (5000)	U (5000)	U (5000)	U (5000)	U (5000)	U (5000)	U (5000)
Pyruvic Acid	NE	U (5000)	U (5000)	U (5000)	U (5000)	U (5000)	U (5000)	U (5000)	U (5000)	U (5000)	U (5000)	U (5000)	U (5000)	U (5000)	U (5000)	U (5000)
Sulfide (total)	NE	U (50)	U (50)	U (50)	U (50)	U (50)	U (50)	U (50)	U (50)	U (50)	U (50)	14 J (50)	U (50)	U (50)	U (50)	U (50)
Sulfate	NE	7200 (1000)	11600 (1000)	10100 (1000)	7900 (1000)	34300 (5000)	69200 (10000)	28500 (2000)	1780000 (200000)	4400 (1000)	5700 (1000)	10100 (1000)	97000 (10000)	7500 (1000)	6200 (1000)	5800 (1000)
Gasses																
Methane	NE	U (0.50)	0.50 (0.50)	U (0.50)	U (0.50)	U (0.50)	U (0.50)	2.0 (0.50)	620 (0.50)	80 (0.50)	630 (0.50)	700 (0.50)	12 (0.50)	12000 (0.50)	0.77 (0.50)	0.85 (0.50)
Ethane	NE	U (0.10)	U (0.10)	U (0.10)	U (0.10)	U (0.10)	U (0.10)	U (0.10)	0.46 (0.10)	U (0.10)	0.39 (0.10)	0.31 (0.10)	0.17 (0.10)	2.0 (0.10)	U (0.10)	U (0.10)
Ethene	NE	U (0.10)	U (0.10)	U (0.10)	U (0.10)	U (0.10)	U (0.10)	U (0.10)	0.15 (0.10)	0.28 (0.10)	0.67 (0.10)	U (0.10)	0.14 (0.10)	0.58 (0.10)	U (0.10)	U (0.10)
Hydrogen (H2) [nM][4]	NE	2.7 (0.60)	1.0 (0.60)	1.5 (0.60)	0.75 (0.60)	0.90 (0.60)	17 (0.60)	13 (0.60)	17000 (3000)	0.79 (0.60)	0.90 (0.60)	0.77 (0.60)	1.1 (0.60)	1.1 (0.60)	1.2 (0.60)	0.82 (0.60)
Molecular Analyses																
BAV1 Vinyl Chloride Reductase [cells/mL]	NE	U (0.5)	U (0.5)	U (0.5)	U (1)	U (0.5)	U (0.5)	U (0.5)	U (0.5)	U (0.5)	U (0.67)	U (0.5)	U (1.25)	U (1.25)	U (0.5)	U (1)
Dehalococcoides (DHC) [cells/mL]	NE	U (0.5)	10.2 (0.5)	U (0.5)	2.7 (1)	12.3 (0.5)	U (0.5)	8.5 (0.5)	0.6 (0.5)	4.7 (0.5)	74.2 (0.67)	0.2 J (0.5)	20.7 (1.25)	44.1 (1.25)	0.7 (0.5)	30.6 (1)
tceA Reductase [cells/mL]	NE	U (0.5)	U (0.5)	U (0.5)	U (1)	U (0.5)	U (0.5)	U (0.5)	U (0.5)	U (0.5)	U (0.67)	U (0.5)	U (1.25)	U (1.25)	U (0.5)	U (1)

Notes:
1 All concentrations are presented in ug/L except where noted.
2 Only compounds with at least one detection are shown, with the exception of Monitored Natural Attenuation Parameters, for which all compounds are shown.
3 Concentrations that exceed the Remedial Action Levels per ADEQ RADD Issued Dec 2013 are double underlined.
4 Concentration presented in nM = nanomolar. Sampling Method - Bubble Strip.
U = Not detected
J = Estimated concentration
d = The analyte concentration was determined from a dilution.
( ) = Method detection limit for VOCs; reporting limit for all other parameters
* = Sampled on different day than other parameters with different method
RADD = Remedial action decision document
ADEQ = Arkansas Department of Environmental Quality
VOC = Volatile organic compounds
µg/L = Micrograms per Liter
mL = Milliliters
NE = Not established
NM = Not measured

Onsite Wells
Offsite Wells
Plume Boundary Wells

TABLE 6
SUMMARY OF MONITORING WELL GROUNDWATER SAMPLE ANALYTICAL RESULTS
(SECOND QUARTER 2016)
Whirlpool Facility - Fort Smith, Arkansas

Location	Remedial Action Levels per ADEQ RADD Issued Dec 2013	MW-66	MW-67R	MW-68	MW-96	MW-97	MW-98	MW-99	IW-73	IW-74	IW-74	IW-76	IW-77	MW-41R	MW-41R	MW-46R
Field Sample ID		MW-66-201605	MW-67R-201605	MW-68-201605	MW-96-201605	MW-97-201605	MW-98-201605	MW-99-201605	IW-73-201605	IW-74-201605	DUP-07-201605	IW-76-201605	IW-77-201605	MW-41R-201605	DUP-03-201605	MW-46R-201605
Lab Sample ID		189670007, 190760016, 60218184007, 002NE07	189670004, 190760015, 60218184004, 002NE04	189670005, 190760026, 60218184005, 002NE05	190510003, 190770014, 60218294003, 002NE015	190540019, 60218530001, 002NE065	190510004, 60218294004, 002NE016	190510001, 190770013, 60218294001, 002NE013	190520002, 190770002, 60218387005, 002NE038	190520004, 190770001, 60218387007, 002NE040	60218387029	190540020, 190770006, 60218387016, 002NE050	190540024, 190770005, 60218387015, 002NE049	190510011, 190770003, 60218288020, 002NE023	60218288021	190510022, 190760020, 60218288010, 002NE034
Sample Date		5/2/2016	5/2/2016	5/2/2016	5/3/2016	5/5/2016	5/3/2016	5/3/2016	5/4/2016	5/4/2016	5/4/2016	5/4/2016	5/4/2016	5/3/2016	5/3/2016	5/3/2016
Sample Method		Low Flow	Low Flow	Low Flow	Low Flow	Low Flow	Low Flow	Low Flow	Low Flow	Low Flow	Low Flow	Low Flow	Low Flow	Low Flow	Low Flow	Low Flow
Comments											Field Duplicate				Field Duplicate	
Volatile Organic Compounds																
Acetone	12000	U (1.9)	U (1.9)	U (1.9)	U (1.9)	U (1.9)	U (1.9)	U (1.9)	U (1.9)	U (1.9)	U (1.9)	22.9 (1.9)	35.5 (1.9)	U (1.9)	U (1.9)	U (1.9)
Benzene	5	U (0.060)	U (0.060)	U (0.060)	U (0.060)	U (0.060)	U (0.060)	U (0.060)	U (0.060)	0.25 J (0.060)	0.24 J (0.060)	U (0.060)	0.15 J (0.060)	U (0.060)	U (0.060)	U (0.060)
Bromodichloromethane	80	U (0.19)	U (0.19)	U (0.19)	U (0.19)	U (0.19)	U (0.19)	U (0.19)	U (0.19)	U (0.19)	U (0.19)	0.29 J (0.19)	U (0.19)	U (0.19)	U (0.19)	U (0.19)
Bromoform	80	U (0.070)	U (0.070)	U (0.070)	U (0.070)	U (0.070)	U (0.070)	U (0.070)	U (0.070)	U (0.070)	U (0.070)	25.1 (0.070)	0.23 J (0.070)	U (0.070)	U (0.070)	0.64 J (0.070)
Bromomethane	7	U (0.16)	U (0.16)	U (0.16)	U (0.16)	U (0.16)	U (0.16)	U (0.16)	U (0.16)	U (0.16)	U (0.16)	38.5 (0.16)	2.6 J (0.16)	U (0.16)	U (0.16)	U (0.16)
2-Butanone	4900	U (0.59)	U (0.59)	U (0.59)	U (0.59)	U (0.59)	3.5 J (0.59)	U (0.59)	U (0.59)	U (0.59)	U (0.59)	U (0.59)	3.4 J (0.59)	U (0.59)	U (0.59)	U (0.59)
Carbon Disulfide	720	U (0.12)	U (0.12)	U (0.12)	U (0.12)	U (0.12)	U (0.12)	U (0.12)	U (0.12)	U (0.12)	U (0.12)	U (0.12)	U (0.12)	U (0.12)	U (0.12)	U (0.12)
Carbon Tetrachloride	5	U (0.18)	U (0.18)	U (0.18)	U (0.18)	U (0.18)	U (0.18)	U (0.18)	U (0.18)	U (0.18)	U (0.18)	U (0.18)	U (0.18)	U (0.18)	U (0.18)	U (0.18)
Chlorobenzene	100	U (0.21)	U (0.21)	U (0.21)	U (0.21)	U (0.21)	U (0.21)	U (0.21)	U (0.21)	U (0.21)	U (0.21)	U (0.21)	U (0.21)	U (0.21)	U (0.21)	U (0.21)
Chloroethane	12000	U (0.15)	U (0.15)	U (0.15)	U (0.15)	U (0.15)	U (0.15)	U (0.15)	U (0.15)	U (0.15)	U (0.15)	U (0.15)	U (0.15)	U (0.15)	U (0.15)	U (0.15)
Chloroform	80	U (0.14)	U (0.14)	U (0.14)	U (0.14)	U (0.14)	U (0.14)	U (0.14)	0.15 J (0.14)	U (0.14)	0.15 J (0.14)	0.20 J (0.14)	0.27 J (0.14)	U (0.14)	U (0.14)	U (0.14)
Chloromethane	190	U (0.080)	U (0.080)	U (0.080)	U (0.080)	U (0.080)	U (0.080)	U (0.080)	U (0.080)	U (0.080)	U (0.080)	17.8 (0.080)	3.0 (0.080)	U (0.080)	U (0.080)	U (0.080)
Dibromochloromethane	80	U (0.21)	U (0.21)	U (0.21)	U (0.21)	U (0.21)	U (0.21)	U (0.21)	U (0.21)	U (0.21)	U (0.21)	1.0 (0.21)	U (0.21)	U (0.21)	U (0.21)	U (0.21)
1,1-Dichloroethane	2.4	U (0.050)	U (0.050)	U (0.050)	U (0.050)	U (0.050)	U (0.050)	U (0.050)	U (0.050)	U (0.050)	U (0.050)	U (0.050)	U (0.050)	U (0.050)	U (0.050)	U (0.050)
1,2-Dichloroethane	5	U (0.12)	U (0.12)	U (0.12)	U (0.12)	U (0.12)	U (0.12)	U (0.12)	U (0.12)	U (0.12)	U (0.12)	U (0.12)	U (0.12)	U (0.12)	U (0.12)	U (0.12)
1,1-Dichloroethene	7	U (0.20)	U (0.20)	U (0.20)	U (0.20)	U (0.20)	U (0.20)	U (0.20)	0.87 J (0.20)	0.32 J (0.20)	0.37 J (0.20)	U (0.20)	U (0.20)	0.35 J (0.20)	0.39 J (0.20)	1.3 (0.20)
cis-1,2-Dichloroethene	70	0.20 J (0.080)	U (0.080)	U (0.080)	U (0.080)	0.28 J (0.080)	U (0.080)	U (0.080)	4.9 (0.080)	3.5 (0.080)	3.2 (0.080)	2.6 (0.080)	1.7 (0.080)	17.3 (0.080)	17.5 (0.080)	12.6 (0.080)
trans-1,2-Dichloroethene	100	U (0.20)	U (0.20)	U (0.20)	U (0.20)	U (0.20)	U (0.20)	U (0.20)	U (0.20)	U (0.20)	U (0.20)	0.59 J (0.20)	0.32 J (0.20)	0.69 J (0.20)	U (0.20)	0.44 J (0.20)
1,2-Dichloropropane	5	U (0.16)	U (0.16)	U (0.16)	U (0.16)	U (0.16)	U (0.16)	U (0.16)	U (0.16)	U (0.16)	U (0.16)	U (0.16)	U (0.16)	U (0.16)	U (0.16)	U (0.16)
2-Hexanone	34	U (1.2)	U (1.2)	U (1.2)	U (1.2)	U (1.2)	U (1.2)	U (1.2)	U (1.2)	U (1.2)	U (1.2)	U (1.2)	U (1.2)	U (1.2)	U (1.2)	U (1.2)
4-Methyl-2-pentanone	1000	U (0.42)	U (0.42)	U (0.42)	U (0.42)	U (0.42)	U (0.42)	U (0.42)	U (0.42)	U (0.42)	U (0.42)	U (0.42)	U (0.42)	U (0.42)	U (0.42)	U (0.42)
Methylene Chloride	5	U (0.15)	U (0.15)	U (0.15)	U (0.15)	U (0.15)	U (0.15)	U (0.15)	U (0.15)	U (0.15)	U (0.15)	U (0.15)	U (0.15)	U (0.15)	U (0.15)	U (0.15)
1,1,2,2-Tetrachloroethane	0.066	U (0.15)	U (0.15)	U (0.15)	U (0.15)	U (0.15)	U (0.15)	U (0.15)	U (0.15)	U (0.15)	U (0.15)	U (0.15)	U (0.15)	U (0.15)	U (0.15)	U (0.15)
Tetrachloroethene	5	U (0.10)	U (0.10)	U (0.10)	U (0.10)	U (0.10)	U (0.10)	U (0.10)	U (0.10)	U (0.10)	U (0.10)	UJ (0.10)	U (0.10)	U (0.10)	U (0.10)	0.15 J (0.10)
Toluene	1000	U (0.17)	U (0.17)	U (0.17)	U (0.17)	U (0.17)	U (0.17)	U (0.17)	U (0.17)	U (0.17)	U (0.17)	UJ (0.17)	U (0.17)	U (0.17)	U (0.17)	U (0.17)
1,1,1-Trichloroethane	200	U (0.11)	U (0.11)	U (0.11)	U (0.11)	U (0.11)	U (0.11)	U (0.11)	U (0.11)	U (0.11)	U (0.11)	U (0.11)	U (0.11)	U (0.11)	U (0.11)	U (0.11)
1,1,2-Trichloroethane	5	U (0.20)	U (0.20)	U (0.20)	U (0.20)	U (0.20)	U (0.20)	U (0.20)	U (0.20)	U (0.20)	U (0.20)	U (0.20)	U (0.20)	U (0.20)	U (0.20)	U (0.20)
Trichloroethene	5	2.6 (0.17)	U (0.17)	U (0.17)	U (0.17)	U (0.17)	U (0.17)	U (0.17)	125 (0.17)	122 (0.17)	108 (0.17)	139 J (0.17)	101 (0.17)	87.8 (0.17)	82.9 (0.17)	445 (0.85)
Vinyl Chloride	2	U (0.13)	U (0.13)	U (0.13)	U (0.13)	U (0.13)	U (0.13)	U (0.13)	0.35 J (0.13)	0.44 J (0.13)	0.42 J (0.13)	U (0.13)	U (0.13)	0.18 J (0.13)	0.20 J (0.13)	0.40 J (0.13)
Xylenes (total)	10000	U (0.42)	U (0.42)	U (0.42)	U (0.42)	U (0.42)	U (0.42)	U (0.42)	U (0.42)	U (0.42)	U (0.42)	UJ (0.42)	U (0.42)	U (0.42)	U (0.42)	U (0.42)
Metals																
Iron	NE	905 (50.0)	6280 (50.0)	821 (50.0)	2000 (50.0)	252 (50.0)	470 (50.0)	1590 (50.0)	2520 (50.0)	531 (50.0)	NM	219 (50.0)	100 B (50.0)	15500 (50.0)	NM	118 (50.0)
Manganese	NE	41.7 (5.0)	686 (5.0)	1130 (5.0)	536 (5.0)	15.9 B (5.0)	303 (5.0)	34.5 (5.0)	3160 (5.0)	930 (5.0)	NM	200 (5.0)	13.4 (5.0)	6320 (5.0)	NM	113 (5.0)
Monitored Natural Attenuation Parameters																
Acetic acid	NE	U (5000)	U (5000)	U (5000)	U (5000)	U (5000)	U (5000)	U (5000)	U (5000)	U (5000)	NM	U (5000)	U (5000)	U (5000)	NM	U (5000)
Acetylene	NE	U (0.50)	U (0.50)	U (0.50)	U (0.50)	U (0.50)	U (0.50)	U (0.50)	U (0.50)	U (0.50)	NM	U (0.50)	U (0.50)	U (0.50)	NM	U (0.50)
Total Alkalinity	NE	88600 (20000)	266000 (20000)	U (20000)	21200 (20000)	67700 (20000)	107000 (20000)	57300 (20000)	71200 (20000)	71600 (20000)	NM	U (20000)	287000 (20000)	55000 (20000)	NM	U (20000)
Ammonia	NE	U (100)	U (100)	U (100)	U (100)	U (100)	U (100)	U (100)	490 (100)	U (100)	NM	U (100)	530 (100)	U (100)	NM	U (100)
Bicarbonate Alkalinity	NE	88600 (20000)	266000 (20000)	U (20000)	21200 (20000)	67700 (20000)	107000 (20000)	57300 (20000)	71200 (20000)	71600 (20000)	NM	U (20000)	228000 (20000)	55000 (20000)	NM	U (20000)
Carbonate Alkalinity (as CaCO3)	NE	U (20000)	U (20000)	U (20000)	U (20000)	U (20000)	U (20000)	U (20000)	U (20000)	U (20000)	NM	U (20000)	58700 (20000)	U (20000)	NM	U (20000)
Butyric acid	NE	U (5000)	U (5000)	U (5000)	U (5000)	U (5000)	U (5000)	U (5000)	U (5000)	U (5000)	NM	U (5000)	U (5000)	U (5000)	NM	U (5000)
Carbon Dioxide	NE	219000 (20000)	445000 (20000)	U (20000)	208000 (20000)	160000 (20000)	171000 (20000)	112000 (20000)	251000 (20000)	336000 (20000)	NM	U (20000)	254000 (20000)	284000 (20000)	NM	U (20000)
Organic Carbon (total)	NE	180 J (1000)	1200 (1000)	70 J (1000)	410 (1000)	1000 (1000)	760 J (1000)	360 (1000)	730 J (1000)	500 J (1000)	NM	690 (1000)	2100 (1000)	340 (1000)	NM	290 (1000)
Chloride	NE	156000 (20000)	117000 (10000)	310000 (50000)	31600 (5000)	8900 (1000)	7800 (1000)	5700 (1000)	246000 (20000)	257000 (20000)	NM	353000 (50000)	263000 (20000)	287000 (20000)	NM	221000 (20000)
2-Chloroethanol	NE	U (10000)	U (10000)	U (10000)	U (10000)	U (10000)	U (10000)	U (10000)	U (10000)	U (10000)	NM	U (10000)	U (10000)	U (10000)	NM	U (10000)
Iron, Ferric	NE	740 (200)	3000 (200)	770 (200)	830 (200)	240 (200)	420 (200)	1500 (200)	1700 (200)	510 (200)	NM	220 (200)	U (200)	12200 (200)	NM	U (200)
Lactic Acid	NE	U (10000)	U (10000)	U (10000)	U (10000)	U (10000)	U (10000)	U (10000)	U (10000)	U (10000)	NM	U (10000)	U (10000)	U (10000)	NM	U (10000)
Nitrogen	NE	200 (100)	U (100)	19 J (100)	62 J (100)	540 (100)	210 (100)	700 (100)	81 J (100)	610 (100)	NM	1300 (100)	1800 (100)	25 J (100)	NM	U (100)
Nitrogen, Nitrate (As N)	NE	200 (100)	U (100)	19 J (100)	62 J (100)	540 (100)	210 (100)	700 (100)	81 J (100)	610 (100)	NM	1300 (100)	1800 (100)	25 J (100)	NM	U (100)
Nitrogen, Nitrite	NE	U (100)	U (100)	U (100)	U (100)	U (100)	U (100)	U (100)	U (100)	U (100)	NM	U (100)	U (100)	U (100)	NM	U (100)
pH [pH units]	NE	6.1 (0.10)	6.4 (0.10)	5.1 (0.10)	5.4 (0.10)	6.1 (0.10)	6.4 (0.10)	6.3 (0.10)	5.9 (0.10)	5.7 (0.10)	NM	5.0 (0.10)	6.9 (0.10)	5.7 (0.10)	NM	4.9 (0.10)
Phosphates (total)	NE	170 (30)	110 (30)	190 (30)	43 (30)	360 (310)	88 (30)	170 (30)	240 (30)	210 (30)	NM	180 (30)	900 (30)	110 (30)	NM	55 (30)
Propionic Acid	NE	U (5000)	U (5000)	U (5000)	U (5000)	U (5000)	U (5000)	U (5000)	U (5000)	U (5000)	NM	U (5000)	U (5000)	U (5000)	NM	U (5000)
Pyruvic Acid	NE	U (5000)	U (5000)	U (5000)	U (5000)	U (5000)	U (5000)	U (5000)	U (5000)	U (5000)	NM	U (5000)	U (5000)	U (5000)	NM	U (5000)
Sulfide (total)	NE	U (50)	U (50)	U (50)	U (50)	U (50)	U (50)	U (50)	U (50)	U (50)	NM	U (50)	U (50)	U (50)	NM	U (50)
Sulfate	NE	6600 (1000)	15000 (1000)	820 J (1000)	9300 (1000)	46400 (5000)	12700 (1000)	7100 (1000)	4200 (1000)	3500 (1000)	NM	920000 (100000)	1710000 (200000)	3100 (1000)	NM	400 J (1000)
Gasses																
Methane	NE	U (0.50)	200 (0.50)	29 (0.50)	5.2 (0.50)	11 (0.50)	5.5 (0.50)	U (0.50)	7.6 (0.50)	4.3 (0.50)	NM	11 (0.50)	7.9 (0.50)	420 (0.50)	NM	22 (0.50)
Ethane	NE	U (0.10)	U (0.10)	U (0.10)	U (0.10)	U (0.10)	U (0.10)	U (0.10)	U (0.10)	U (0.10)	NM	U (0.10)	0.13 (0.10)	0.54 (0.10)	NM	U (0.10)
Ethene	NE	U (0.10)	U (0.10)	U (0.10)	0.40 (0.10)	U (0.10)	0.22 (0.10)	U (0.10)	U (0.10)	U (0.10)	NM	U (0.10)	U (0.10)	0.77 (0.10)	NM	U (0.10)
Hydrogen (H2) [nM][4]	NE	0.83 (0.60)	0.84 (0.60)	0.82 (0.60)	1.0 (0.60)	NM	NM	0.92 (0.60)	10 (0.60)	0.82 (0.60)	NM	40 (0.60)	42 (0.60)	0.89 (0.60)	NM	0.78 (0.60)
Molecular Analyses																
BAV1 Vinyl Chloride Reductase [cells/mL]	NE	U (0.56)	U (0.5)	U (0.5)	U (0.5)	U (0.5)	U (1)	U (0.5)	64.7 (0.91)	112 (0.91)	NM	U (0.5)	U (0.5)	0.3 J (0.5)	NM	2 (0.5)
Dehalococcoides (DHC) [cells/mL]	NE	1.2 (0.56)	77.8 (0.5)	4.3 (0.5)	0.5 J (0.5)	2.2 (0.5)	8.8 (1)	U (0.5)	547 (0.91)	724 (0.91)	NM	U (0.5)	U (0.5)	85.4 (0.5)	NM	14.1 (0.5)
tceA Reductase [cells/mL]	NE	U (0.56)	U (0.5)	U (0.5)	U (0.5)	U (0.5)	U (1)	U (0.5)	U (0.91)	U (0.91)	NM	U (0.5)	U (0.5)	U (0.5)	NM	U (0.5)

Notes:

1 All concentrations are presented in ug/L except where noted.

2 Only compounds with at least one detection are shown, with the exception of Monitored Natural Attenuation Parameters, for which all compounds are shown.

3 Concentrations that exceed the Remedial Action Levels per ADEQ RADD Issued Dec 2013 are double underlined.

4 Concentration presented in nM = nanomolar. Sampling Method - Bubble Strip.

U = Not detected
J = Estimated concentration
d = The analyte concentration was determined from a dilution.
( ) = Method detection limit for VOCs; reporting limit for all other parameters
* = Sampled on different day than other parameters with different method

RADD = Remedial action decision document
ADEQ = Arkansas Department of Environmental Quality
VOC = Volatile organic compounds
µg/L = Micrograms per Liter
mL = Milliliters
NE = Not established
NM = Not measured

Onsite Wells
Offsite Wells
Plume Boundary Wells

TABLE 6
SUMMARY OF MONITORING WELL GROUNDWATER SAMPLE ANALYTICAL RESULTS
(SECOND QUARTER 2016)
Whirlpool Facility - Fort Smith, Arkansas

Location		MW-46R	MW-55R	MW-56R	MW-57R	MW-58R	MW-58R	MW-71	MW-81	MW-82	RW-69	IW-78	IW-79	IW-101	IW-115	MW-183
Field Sample ID		DUP-10-201605	MW-55R-201605	MW-56R-201605	MW-57R-201605	MW-58R-201605	DUP-04-201605	MW-71-201605	MW-81-201605	MW-82-201605	RW-69-201605	IW-78-201605	IW-79-201605	IW-101-201605	IW-115-201605	MW-183-201605
Lab Sample ID	Remedial Action Levels per ADEQ RADD Issued Dec 2013	60218288011	189670006, 190760025, 60218184006, 002NE06	190510007, 190760022, 60218288015, 002NE019	190510018, 190760023, 60218288005, 002NE030	190540025, 60218387012, 002NE046	60218387033	190510015, 190760027, 60218288003, 002NE027	190520003, 190770004, 60218387006, 002NE039	190540018, 190770011, 60218387014, 002NE048	190510014, 190760028, 60218288002, 002NE026	60218387001	60218387036	60218544034	60218387030	190540026, 190770015, 60218387013, 002NE047
Sample Date		5/3/2016	5/2/2016	5/3/2016	5/3/2016	5/4/2016	5/4/2016	5/3/2016	5/4/2016	5/4/2016	5/3/2016	5/3/2016	5/4/2016	5/5/2016	5/4/2016	5/4/2016
Sample Method		Low Flow	Low Flow	Low Flow	Low Flow	Low Flow	Low Flow	Low Flow	Low Flow	Low Flow	Low Flow	Low Flow	Low Flow	Low Flow	Low Flow	Low Flow
Comments		Field Duplicate					Field Duplicate									
Volatile Organic Compounds																
Acetone	12000	U (1.9)	U (1.9)	U (1.9)	U (1.9)	U (1.9)	U (1.9)	U (1.9)	21.9 (1.9)	50.0 (1.9)	U (1.9)	19.2 (1.9)	10.0 (1.9)	25.3 (1.9)	7.7 J (1.9)	U (1.9)
Benzene	5	U (0.060)	U (0.060)	0.17 J (0.060)	U (0.060)	U (0.060)	U (0.060)	U (0.060)	0.11 J (0.060)	0.18 J (0.060)	U (0.060)	U (0.060)	U (0.060)	U (0.060)	U (0.060)	U (0.060)
Bromodichloromethane	80	U (0.19)	U (0.19)	U (0.19)	U (0.19)	U (0.19)	U (0.19)	U (0.19)	U (0.19)	U (0.19)	U (0.19)	U (0.19)	U (0.19)	0.50 J (0.19)	U (0.19)	U (0.19)
Bromoform	80	U (0.070)	U (0.070)	U (0.070)	U (0.070)	U (0.070)	U (0.070)	U (0.070)	0.47 J (0.070)	U (0.070)	U (0.070)	0.86 J (0.070)	0.41 J (0.070)	33.7 (0.070)	U (0.070)	U (0.070)
Bromomethane	7	U (0.16)	U (0.16)	U (0.16)	U (0.16)	U (0.16)	U (0.16)	U (0.16)	4.2 J (0.16)	5.4 (0.16)	U (0.16)	2.2 J (0.16)	1.0 J (0.16)	2.9 J (0.16)	U (0.16)	U (0.16)
2-Butanone	4900	U (0.59)	U (0.59)	U (0.59)	U (0.59)	U (0.59)	U (0.59)	U (0.59)	U (0.59)	4.6 J (0.59)	U (0.59)	U (0.59)	U (0.59)	U (0.59)	U (0.59)	U (0.59)
Carbon Disulfide	720	U (0.12)	U (0.12)	U (0.12)	U (0.12)	U (0.12)	U (0.12)	U (0.12)	U (0.12)	0.28 J (0.12)	U (0.12)	U (0.12)	U (0.12)	U (0.12)	U (0.12)	U (0.12)
Carbon Tetrachloride	5	U (0.18)	U (0.18)	U (0.18)	U (0.18)	U (0.18)	U (0.18)	U (0.18)	U (0.18)	U (0.18)	U (0.18)	U (0.18)	U (0.18)	U (0.18)	U (0.18)	U (0.18)
Chlorobenzene	100	U (0.21)	U (0.21)	U (0.21)	U (0.21)	U (0.21)	U (0.21)	U (0.21)	U (0.21)	U (0.21)	U (0.21)	U (0.21)	U (0.21)	U (0.21)	U (0.21)	U (0.21)
Chloroethane	12000	U (0.15)	U (0.15)	U (0.15)	U (0.15)	U (0.15)	U (0.15)	U (0.15)	U (0.15)	U (0.15)	U (0.15)	U (0.15)	U (0.15)	U (0.15)	U (0.15)	U (0.15)
Chloroform	80	U (0.14)	0.39 J (0.14)	0.22 J (0.14)	0.18 J (0.14)	U (0.14)	U (0.14)	U (0.14)	0.26 J (0.14)	0.18 J (0.14)	U (0.14)	U (0.14)	U (0.14)	0.32 J (0.14)	U (0.14)	U (0.14)
Chloromethane	190	U (0.080)	U (0.080)	U (0.080)	U (0.080)	U (0.080)	U (0.080)	U (0.080)	0.54 J (0.080)	2.2 (0.080)	U (0.080)	1.4 (0.080)	U (0.080)	5.9 (0.080)	U (0.080)	U (0.080)
Dibromochloromethane	80	U (0.21)	U (0.21)	U (0.21)	U (0.21)	U (0.21)	U (0.21)	U (0.21)	U (0.21)	U (0.21)	U (0.21)	U (0.21)	U (0.21)	1.9 (0.21)	U (0.21)	U (0.21)
1,1-Dichloroethane	2.4	U (0.050)	U (0.050)	U (0.050)	U (0.050)	U (0.050)	U (0.050)	U (0.050)	U (0.050)	U (0.050)	U (0.050)	U (0.050)	U (0.050)	U (0.050)	U (0.050)	U (0.050)
1,2-Dichloroethane	5	U (0.12)	U (0.12)	U (0.12)	U (0.12)	U (0.12)	U (0.12)	U (0.12)	U (0.12)	U (0.12)	U (0.12)	U (0.12)	U (0.12)	U (0.12)	U (0.12)	U (0.12)
1,1-Dichloroethene	7	1.2 (0.20)	U (0.20)	2.3 (0.20)	1.7 (0.20)	1.9 (0.20)	1.7 (0.20)	1.3 (0.20)	0.55 J (0.20)	U (0.20)	0.55 J (0.20)	U (0.20)	U (0.20)	U (0.20)	U (0.20)	U (0.20)
cis-1,2-Dichloroethene	70	11.1 (0.080)	U (0.080)	19.7 (0.080)	12.8 (0.080)	29.7 (0.080)	25.2 (0.080)	5.3 (0.080)	8.3 (0.080)	0.81 J (0.080)	4.1 (0.080)	U (0.080)	1.0 (0.080)	0.54 J (0.080)	1.1 (0.080)	0.34 J (0.080)
trans-1,2-Dichloroethene	100	0.44 J (0.20)	U (0.20)	0.29 J (0.20)	0.26 J (0.20)	0.27 J (0.20)	U (0.20)	U (0.20)	1.1 (0.20)	U (0.20)	U (0.20)	U (0.20)	U (0.20)	U (0.20)	U (0.20)	U (0.20)
1,2-Dichloropropane	5	U (0.16)	U (0.16)	U (0.16)	U (0.16)	U (0.16)	U (0.16)	U (0.16)	U (0.16)	U (0.16)	0.33 J (0.16)	U (0.16)	U (0.16)	U (0.16)	U (0.16)	U (0.16)
2-Hexanone	34	U (1.2)	U (1.2)	U (1.2)	U (1.2)	U (1.2)	U (1.2)	U (1.2)	U (1.2)	U (1.2)	U (1.2)	U (1.2)	U (1.2)	U (1.2)	U (1.2)	U (1.2)
4-Methyl-2-pentanone	1000	U (0.42)	U (0.42)	U (0.42)	U (0.42)	U (0.42)	U (0.42)	U (0.42)	U (0.42)	U (0.42)	U (0.42)	U (0.42)	U (0.42)	1.4 J (0.42)	U (0.42)	U (0.42)
Methylene Chloride	5	U (0.15)	U (0.15)	U (0.15)	U (0.15)	U (0.15)	U (0.15)	U (0.15)	0.26 J (0.15)	U (0.15)	U (0.15)	U (0.15)	U (0.15)	U (0.15)	U (0.15)	U (0.15)
1,1,2,2-Tetrachloroethane	0.066	U (0.15)	U (0.15)	U (0.15)	U (0.15)	U (0.15)	U (0.15)	U (0.15)	U (0.15)	U (0.15)	U (0.15)	U (0.15)	U (0.15)	U (0.15)	U (0.15)	U (0.15)
Tetrachloroethene	5	U (0.10)	U (0.10)	U (0.10)	0.18 J (0.10)	U (0.10)	U (0.10)	U (0.10)	U (0.10)	U (0.10)	U (0.10)	U (0.10)	U (0.10)	U (0.10)	U (0.10)	U (0.10)
Toluene	1000	U (0.17)	U (0.17)	U (0.17)	U (0.17)	U (0.17)	U (0.17)	U (0.17)	U (0.17)	U (0.17)	U (0.17)	U (0.17)	U (0.17)	U (0.17)	U (0.17)	U (0.17)
1,1,1-Trichloroethane	200	U (0.11)	U (0.11)	U (0.11)	U (0.11)	U (0.11)	U (0.11)	U (0.11)	U (0.11)	U (0.11)	U (0.11)	U (0.11)	U (0.11)	U (0.11)	U (0.11)	U (0.11)
1,1,2-Trichloroethane	5	U (0.20)	U (0.20)	U (0.20)	U (0.20)	U (0.20)	U (0.20)	U (0.20)	U (0.20)	U (0.20)	U (0.20)	U (0.20)	U (0.20)	U (0.20)	U (0.20)	U (0.20)
Trichloroethene	5	461 (1.7)	2.1 (0.17)	734 (0.85)	425 (0.85)	352 (0.85)	308 (0.85)	140 (0.17)	256 (0.85)	31.7 (0.17)	91.1 (0.17)	1.3 (0.17)	55.0 (0.17)	20.3 (0.17)	51.9 (0.17)	2.8 (0.17)
Vinyl Chloride	2	0.52 J (0.13)	U (0.13)	0.52 J (0.13)	0.51 J (0.13)	0.81 J (0.13)	0.64 J (0.13)	0.23 J (0.13)	U (0.13)	U (0.13)	U (0.13)	U (0.13)	U (0.13)	U (0.13)	U (0.13)	U (0.13)
Xylenes (total)	10000	U (0.42)	U (0.42)	U (0.42)	U (0.42)	U (0.42)	U (0.42)	U (0.42)	U (0.42)	U (0.42)	U (0.42)	U (0.42)	U (0.42)	U (0.42)	U (0.42)	U (0.42)
Metals																
Iron	NE	NM	180 (50.0)	1270 (50.0)	3330 (50.0)	12000 (50.0)	NM	510 (50.0)	102 B (50.0)	206 (50.0)	202 (50.0)	NM	NM	NM	NM	225 (50.0)
Manganese	NE	NM	1370 (5.0)	4010 (5.0)	938 (5.0)	1280 (5.0)	NM	612 (5.0)	225 (5.0)	753 (5.0)	822 (5.0)	NM	NM	NM	NM	35.4 (5.0)
Monitored Natural Attenuation Parameters																
Acetic acid	NE	NM	U (5000)	U (5000)	U (5000)	U (5000)	NM	U (5000)	U (5000)	U (5000)	U (5000)	NM	NM	NM	NM	U (5000)
Acetylene	NE	NM	U (0.50)	U (0.50)	U (0.50)	U (0.50)	NM	U (0.50)	U (0.50)	U (0.50)	U (0.50)	NM	NM	NM	NM	U (0.50)
Total Alkalinity	NE	NM	44600 (20000)	83900 (20000)	56100 (20000)	29800 (20000)	NM	U (20000)	129000 (20000)	U (20000)	U (20000)	NM	NM	NM	NM	69800 (20000)
Ammonia	NE	NM	U (100)	300 (100)	U (100)	54 J (100)	NM	U (100)	140 (100)	460 (100)	U (100)	NM	NM	NM	NM	190 (100)
Bicarbonate Alkalinity	NE	NM	44600 (20000)	83900 (20000)	56100 (20000)	29800 (20000)	NM	U (20000)	129000 (20000)	U (20000)	U (20000)	NM	NM	NM	NM	69800 (20000)
Carbonate Alkalinity (as CaCO3)	NE	NM	U (20000)	U (20000)	U (20000)	U (20000)	NM	U (20000)	U (20000)	U (20000)	U (20000)	NM	NM	NM	NM	U (20000)
Butyric acid	NE	NM	U (5000)	U (5000)	U (5000)	U (5000)	NM	U (5000)	U (5000)	U (5000)	U (5000)	NM	NM	NM	NM	U (5000)
Carbon Dioxide	NE	NM	91800 (20000)	359000 (20000)	227000 (20000)	219000 (20000)	NM	U (20000)	315000 (20000)	U (20000)	U (20000)	NM	NM	NM	NM	131000 (20000)
Organic Carbon (total)	NE	NM	720 J (1000)	880 (1000)	790 (1000)	190 J (1000)	NM	780 (1000)	800 J (1000)	1700 (1000)	81 J (1000)	NM	NM	NM	NM	400 J (1000)
Chloride	NE	NM	83300 (10000)	167000 (20000)	212000 (20000)	244000 (20000)	NM	246000 (20000)	386000 (50000)	261000 (20000)	258000 (20000)	NM	NM	NM	NM	5000 (1000)
2-Chloroethanol	NE	NM	U (10000)	U (10000)	U (10000)	U (10000)	NM	U (10000)	U (10000)	U (10000)	U (10000)	NM	NM	NM	NM	U (10000)
Iron, Ferric	NE	NM	U (200)	430 (200)	1300 (200)	8700 (200)	NM	510 (200)	U (200)	U (200)	200 (200)	NM	NM	NM	NM	220 (200)
Lactic Acid	NE	NM	U (10000)	U (10000)	U (10000)	U (10000)	NM	U (10000)	U (10000)	U (10000)	U (10000)	NM	NM	NM	NM	U (10000)
Nitrogen	NE	NM	38 J (100)	U (100)	U (100)	U (100)	NM	U (100)	1000 (100)	930 (100)	18 J (100)	NM	NM	NM	NM	430 (100)
Nitrogen, Nitrate (As N)	NE	NM	38 J (100)	U (100)	U (100)	U (100)	NM	U (100)	1000 (100)	930 (100)	18 J (100)	NM	NM	NM	NM	430 (100)
Nitrogen, Nitrite	NE	NM	U (100)	U (100)	U (100)	U (100)	NM	U (100)	U (100)	U (100)	U (100)	NM	NM	NM	NM	U (100)
pH [pH units]	NE	NM	6.2 (0.10)	5.8 (0.10)	5.8 (0.10)	5.5 (0.10)	NM	5.2 (0.10)	6.1 (0.10)	4.9 (0.10)	5.4 (0.10)	NM	NM	NM	NM	6.3 (0.10)
Phosphates (total)	NE	NM	55 (30)	110 (30)	360 (30)	180 (30)	NM	84 (30)	1700 (30)	440 (30)	55 (30)	NM	NM	NM	NM	120 (30)
Propionic Acid	NE	NM	U (5000)	U (5000)	U (5000)	U (5000)	NM	U (5000)	U (5000)	U (5000)	U (5000)	NM	NM	NM	NM	U (5000)
Pyruvic Acid	NE	NM	U (5000)	U (5000)	U (5000)	U (5000)	NM	U (5000)	U (5000)	U (5000)	U (5000)	NM	NM	NM	NM	U (5000)
Sulfide (total)	NE	NM	U (50)	U (50)	U (50)	U (50)	NM	U (50)	U (50)	U (50)	U (50)	NM	NM	NM	NM	U (50)
Sulfate	NE	NM	8500 (1000)	8000 (1000)	5200 (1000)	920 J (1000)	NM	3400 (1000)	579000 (50000)	914000 (100000)	1800 (1000)	NM	NM	NM	NM	24100 (2000)
Gasses																
Methane	NE	NM	9.1 (0.50)	7.5 (0.50)	53 (0.50)	420 (0.50)	NM	12 (0.50)	24 (0.50)	2.7 (0.50)	1.2 (0.50)	NM	NM	NM	NM	U (0.50)
Ethane	NE	NM	U (0.10)	0.16 (0.10)	U (0.10)	0.54 (0.10)	NM	U (0.10)	U (0.10)	U (0.10)	U (0.10)	NM	NM	NM	NM	U (0.10)
Ethene	NE	NM	0.33 (0.10)	0.78 (0.10)	0.21 (0.10)	1.8 (0.10)	NM	U (0.10)	U (0.10)	0.51 (0.10)	U (0.10)	NM	NM	NM	NM	U (0.10)
Hydrogen (H2) [nM][4]	NE	NM	1.2 (0.60)	1.2 (0.60)	1.9 (0.60)	NM	NM	1.2 (0.60)	66 (1.2)	55 (1.2)	0.92 (0.60)	NM	NM	NM	NM	1.4 (0.60)
Molecular Analyses																
BAV1 Vinyl Chloride Reductase [cells/mL]	NE	NM	U (0.5)	U (0.5)	U (0.5)	U (0.5)	NM	U (0.5)	U (5)	U (0.625)	0.6 (0.5)	NM	NM	NM	NM	U (0.5)
Dehalococcoides (DHC) [cells/mL]	NE	NM	194 (0.5)	0.3 J (0.5)	5 (0.5)	5.3 (0.5)	NM	2.6 (0.5)	1.9 J (5)	0.4 J (0.625)	8.8 (0.5)	NM	NM	NM	NM	2.5 (0.5)
tceA Reductase [cells/mL]	NE	NM	0.2 J (0.5)	U (0.5)	U (0.5)	U (0.5)	NM	U (0.5)	U (5)	U (0.625)	U (0.5)	NM	NM	NM	NM	U (0.5)

Notes:

1 All concentrations are presented in ug/L except where noted.
2 Only compounds with at least one detection are shown, with the exception of Monitored Natural Attenuation Parameters, for which all compounds are shown.
3 Concentrations that exceed the Remedial Action Levels per ADEQ RADD Issued Dec 2013 are double underlined.
4 Concentration presented in nM = nanomolar. Sampling Method - Bubble Strip.

U = Not detected
J = Estimated concentration
d = The analyte concentration was determined from a dilution.
( ) = Method detection limit for VOCs; reporting limit for all other parameters
* = Sampled on different day than other parameters with different method

RADD = Remedial action decision document
ADEQ = Arkansas Department of Environmental Quality
VOC = Volatile organic compounds
µg/L = Micrograms per Liter
mL = Milliliters
NE = Not established
NM = Not measured

Onsite Wells
Offsite Wells
Plume Boundary Wells

TABLE 6
SUMMARY OF MONITORING WELL GROUNDWATER SAMPLE ANALYTICAL RESULTS
(SECOND QUARTER 2016)
Whirlpool Facility - Fort Smith, Arkansas

Location	Remedial Action Levels per ADEQ RADD Issued Dec 2013	MW-184	MW-185	MW-186	MW-187	MW-188	MW-189	MW-190	MW-191	MW-192	MW-193	TMW-10	TMW-11	MW-179	MW-180	MW-182
Field Sample ID		MW-184-201605	MW-185-201605	MW-186-201605	MW-187-201605	MW-188-201605	MW-189-201605	MW-190-201605	MW-191-201605	MW-192-201605	MW-193-201605	TMW-10-201605	TMW-11-201605	MW-179-201605	MW-180-201605	MW-182-201605
Lab Sample ID		190510002, 190770012, 60218294002, 002NE014	190540021, 190760031, 60218387017, 002NE052	190520010, 190760009, 60218387022, 002NE057	190520005, 190760010, 60218387008, 002NE042	190510005, 190760011, 60218288023, 002NE017	190520006, 190760013, 60218387009, 002NE043	190520012, 190760014, 60218387024, 002NE059	190520013, 190760033, 60218387025, 002NE060	190520014, 190760032, 60218387026, 002NE061	189670003, 60218184003, 002NE03	190520001, 190770017, 60218387004, 002NE037	190510020, 190770018, 60218288007, 002NE032	60218387041	60218544030	190520015, 190760012, 60218387027, 002NE064
Sample Date		5/3/2016	5/4/2016	5/4/2016	5/4/2016	5/3/2016	5/4/2016	5/4/2016	5/4/2016	5/4/2016	5/2/2016	5/4/2016	5/3/2016	5/4/2016	5/5/2016	5/4/2016
Sample Method		Low Flow	Low Flow	Low Flow	Low Flow	Low Flow	Low Flow	Low Flow	Low Flow	Low Flow	Low Flow	Low Flow	Low Flow	Low Flow	Low Flow	Low Flow
Comments																
Volatile Organic Compounds																
Acetone	12000	U (1.9)	U (1.9)	U (1.9)	U (1.9)	U (1.9)	U (1.9)	U (1.9)	U (1.9)	U (1.9)	U (1.9)	U (1.9)	15.4 (1.9)	U (1.9)	10.4 (1.9)	U (1.9)
Benzene	5	U (0.060)	U (0.060)	U (0.060)	U (0.060)	U (0.060)	U (0.060)	U (0.060)	U (0.060)	U (0.060)	U (0.060)	U (0.060)	0.11 J (0.060)	U (0.060)	U (0.060)	U (0.060)
Bromodichloromethane	80	U (0.19)	U (0.19)	U (0.19)	U (0.19)	U (0.19)	U (0.19)	U (0.19)	U (0.19)	U (0.19)	U (0.19)	U (0.19)	U (0.19)	U (0.19)	U (0.19)	U (0.19)
Bromoform	80	U (0.070)	U (0.070)	U (0.070)	U (0.070)	U (0.070)	U (0.070)	U (0.070)	U (0.070)	U (0.070)	U (0.070)	U (0.070)	U (0.070)	U (0.070)	U (0.070)	0.41 J (0.070)
Bromomethane	7	U (0.16)	U (0.16)	U (0.16)	U (0.16)	U (0.16)	U (0.16)	U (0.16)	U (0.16)	U (0.16)	U (0.16)	U (0.16)	U (0.16)	U (0.16)	U (0.16)	U (0.16)
2-Butanone	4900	U (0.59)	U (0.59)	U (0.59)	U (0.59)	U (0.59)	U (0.59)	U (0.59)	U (0.59)	U (0.59)	U (0.59)	U (0.59)	19.7 (0.59)	U (0.59)	U (0.59)	U (0.59)
Carbon Disulfide	720	U (0.12)	U (0.12)	U (0.12)	U (0.12)	0.13 J (0.12)	U (0.12)	U (0.12)	U (0.12)	U (0.12)	U (0.12)	U (0.12)	0.56 J (0.12)	0.13 J (0.12)	U (0.12)	U (0.12)
Carbon Tetrachloride	5	U (0.18)	U (0.18)	U (0.18)	U (0.18)	U (0.18)	U (0.18)	U (0.18)	U (0.18)	U (0.18)	U (0.18)	U (0.18)	U (0.18)	U (0.18)	U (0.18)	U (0.18)
Chlorobenzene	100	U (0.21)	U (0.21)	U (0.21)	U (0.21)	U (0.21)	U (0.21)	U (0.21)	U (0.21)	U (0.21)	U (0.21)	U (0.21)	U (0.21)	U (0.21)	U (0.21)	0.26 J (0.21)
Chloroethane	12000	U (0.15)	U (0.15)	U (0.15)	U (0.15)	U (0.15)	U (0.15)	U (0.15)	U (0.15)	U (0.15)	U (0.15)	U (0.15)	U (0.15)	U (0.15)	U (0.15)	U (0.15)
Chloroform	80	U (0.14)	U (0.14)	U (0.14)	U (0.14)	U (0.14)	U (0.14)	U (0.14)	U (0.14)	U (0.14)	U (0.14)	U (0.14)	U (0.14)	U (0.14)	U (0.14)	U (0.14)
Chloromethane	190	U (0.080)	U (0.080)	U (0.080)	U (0.080)	U (0.080)	U (0.080)	U (0.080)	U (0.080)	U (0.080)	U (0.080)	U (0.080)	U (0.080)	U (0.080)	U (0.080)	U (0.080)
Dibromochloromethane	80	U (0.21)	U (0.21)	U (0.21)	U (0.21)	U (0.21)	U (0.21)	U (0.21)	U (0.21)	U (0.21)	U (0.21)	U (0.21)	U (0.21)	U (0.21)	U (0.21)	U (0.21)
1,1-Dichloroethane	2.4	U (0.050)	U (0.050)	0.82 J (0.050)	U (0.050)	U (0.050)	0.31 J (0.050)	U (0.050)	U (0.050)	U (0.050)	U (0.050)	U (0.050)	U (0.050)	U (0.050)	U (0.050)	U (0.050)
1,2-Dichloroethane	5	U (0.12)	U (0.12)	U (0.12)	U (0.12)	U (0.12)	U (0.12)	U (0.12)	U (0.12)	U (0.12)	U (0.12)	U (0.12)	U (0.12)	U (0.12)	U (0.12)	U (0.12)
1,1-Dichloroethene	7	U (0.20)	U (0.20)	0.45 J (0.20)	U (0.20)	U (0.20)	1.1 (0.20)	U (0.20)	U (0.20)	U (0.20)	U (0.20)	0.23 J (0.20)	U (0.20)	U (0.20)	U (0.20)	0.54 J (0.20)
cis-1,2-Dichloroethene	70	U (0.080)	U (0.080)	3.0 (0.080)	0.59 J (0.080)	U (0.080)	6.1 (0.080)	U (0.080)	U (0.080)	U (0.080)	U (0.080)	12.9 (0.080)	3.6 (0.080)	U (0.080)	1.4 (0.080)	18.9 (0.080)
trans-1,2-Dichloroethene	100	U (0.20)	U (0.20)	U (0.20)	U (0.20)	U (0.20)	U (0.20)	U (0.20)	U (0.20)	U (0.20)	U (0.20)	U (0.20)	U (0.20)	U (0.20)	U (0.20)	U (0.20)
1,2-Dichloropropane	5	U (0.16)	U (0.16)	U (0.16)	U (0.16)	U (0.16)	U (0.16)	U (0.16)	U (0.16)	U (0.16)	U (0.16)	U (0.16)	U (0.16)	U (0.16)	U (0.16)	U (0.16)
2-Hexanone	34	U (1.2)	U (1.2)	U (1.2)	U (1.2)	U (1.2)	U (1.2)	U (1.2)	U (1.2)	U (1.2)	U (1.2)	U (1.2)	U (1.2)	U (1.2)	U (1.2)	U (1.2)
4-Methyl-2-pentanone	1000	U (0.42)	U (0.42)	U (0.42)	U (0.42)	U (0.42)	U (0.42)	U (0.42)	U (0.42)	U (0.42)	U (0.42)	U (0.42)	0.89 J (0.42)	U (0.42)	U (0.42)	U (0.42)
Methylene Chloride	5	U (0.15)	U (0.15)	U (0.15)	U (0.15)	U (0.15)	U (0.15)	U (0.15)	U (0.15)	U (0.15)	U (0.15)	U (0.15)	U (0.15)	U (0.15)	U (0.15)	U (0.15)
1,1,2,2-Tetrachloroethane	0.066	U (0.15)	U (0.15)	U (0.15)	U (0.15)	U (0.15)	U (0.15)	U (0.15)	U (0.15)	U (0.15)	U (0.15)	U (0.15)	U (0.15)	U (0.15)	U (0.15)	U (0.15)
Tetrachloroethene	5	U (0.10)	U (0.10)	U (0.10)	U (0.10)	U (0.10)	U (0.10)	U (0.10)	U (0.10)	U (0.10)	U (0.10)	U (0.10)	U (0.10)	U (0.10)	U (0.10)	U (0.10)
Toluene	1000	U (0.17)	U (0.17)	U (0.17)	U (0.17)	U (0.17)	U (0.17)	U (0.17)	U (0.17)	U (0.17)	U (0.17)	U (0.17)	0.90 J (0.17)	U (0.17)	U (0.17)	U (0.17)
1,1,1-Trichloroethane	200	U (0.11)	U (0.11)	U (0.11)	U (0.11)	U (0.11)	U (0.11)	U (0.11)	U (0.11)	U (0.11)	U (0.11)	U (0.11)	U (0.11)	U (0.11)	U (0.11)	U (0.11)
1,1,2-Trichloroethane	5	U (0.20)	U (0.20)	U (0.20)	U (0.20)	U (0.20)	U (0.20)	U (0.20)	U (0.20)	U (0.20)	U (0.20)	U (0.20)	U (0.20)	U (0.20)	U (0.20)	U (0.20)
Trichloroethene	5	U (0.17)	U (0.17)	4.0 (0.17)	0.56 J (0.17)	U (0.17)	5.5 (0.17)	U (0.17)	U (0.17)	U (0.17)	U (0.17)	123 (0.17)	8.1 (0.17)	6.6 (0.17)	10.3 (0.17)	283 (0.85)
Vinyl Chloride	2	U (0.13)	U (0.13)	U (0.13)	U (0.13)	U (0.13)	0.19 J (0.13)	U (0.13)	U (0.13)	U (0.13)	U (0.13)	U (0.13)	U (0.13)	U (0.13)	U (0.13)	0.31 J (0.13)
Xylenes (total)	10000	U (0.42)	U (0.42)	U (0.42)	U (0.42)	U (0.42)	U (0.42)	U (0.42)	U (0.42)	U (0.42)	U (0.42)	U (0.42)	U (0.42)	U (0.42)	U (0.42)	U (0.42)
Metals																
Iron	NE	1480 (50.0)	1820 (50.0)	116 (50.0)	2840 (50.0)	1610 (50.0)	291 (50.0)	797 (50.0)	810 (50.0)	1130 (50.0)	211 (50.0)	2160 (50.0)	11700 (50.0)	NM	NM	94.5 (50.0)
Manganese	NE	292 (5.0)	62.1 (5.0)	81.4 (5.0)	209 (5.0)	85.6 (5.0)	62.8 (5.0)	23.6 (5.0)	182 (5.0)	139 (5.0)	1110 (5.0)	20.6 (5.0)	1850 (5.0)	NM	NM	422 (5.0)
Monitored Natural Attenuation Parameters																
Acetic acid	NE	U (5000)	U (5000)	U (5000)	U (5000)	U (5000)	U (5000)	U (5000)	U (5000)	U (5000)	U (5000)	U (5000)	U (5000)	NM	NM	U (5000)
Acetylene	NE	U (0.50)	U (0.50)	U (0.50)	U (0.50)	U (0.50)	U (0.50)	U (0.50)	U (0.50)	U (0.50)	U (0.50)	U (0.50)	U (0.50)	NM	NM	U (0.50)
Total Alkalinity	NE	51700 (20000)	52900 (20000)	71000 (20000)	105000 (20000)	98800 (20000)	68500 (20000)	231000 (20000)	52400 (20000)	U (20000)	21600 (20000)	171000 (20000)	967000 (20000)	NM	NM	41700 (20000)
Ammonia	NE	600 (100)	U (100)	510 (100)	2200 (100)	1600 (100)	1000 (100)	550 (100)	U (100)	U (100)	63 J (100)	U (100)	6600 (100)	NM	NM	U (100)
Bicarbonate Alkalinity	NE	51700 (20000)	52900 (20000)	71000 (20000)	105000 (20000)	98800 (20000)	68500 (20000)	U (20000)	52400 (20000)	U (20000)	21600 (20000)	171000 (20000)	967000 (20000)	NM	NM	41700 (20000)
Carbonate Alkalinity (as CaCO3)	NE	U (20000)	U (20000)	U (20000)	U (20000)	U (20000)	U (20000)	62500 (20000)	U (20000)	U (20000)	U (20000)	U (20000)	U (20000)	NM	NM	U (20000)
Butyric acid	NE	U (5000)	U (5000)	U (5000)	U (5000)	U (5000)	U (5000)	U (5000)	U (5000)	U (5000)	U (5000)	U (5000)	U (5000)	NM	NM	U (5000)
Carbon Dioxide	NE	105000 (20000)	71400 (20000)	201000 (20000)	130000 (20000)	215000 (20000)	151000 (20000)	27500 (20000)	105000 (20000)	U (20000)	363000 (20000)	287000 (20000)	982000 (20000)	NM	NM	219000 (20000)
Organic Carbon (total)	NE	380 (1000)	430 (1000)	760 (1000)	530 J (1000)	350 (1000)	510 J (1000)	1200 B (1000)	360 (1000)	390 (1000)	500 J (1000)	510 J (1000)	46200 (10000)	NM	NM	340 (1000)
Chloride	NE	7200 (1000)	8000 (1000)	83100 (10000)	94800 (10000)	148000 (10000)	61500 (5000)	29400 (2000)	11100 (1000)	14200 (1000)	8900 (1000)	154000 (20000)	145000 (10000)	NM	NM	246000 (20000)
2-Chloroethanol	NE	U (10000)	U (10000)	U (10000)	U (10000)	U (10000)	U (10000)	U (10000)	U (10000)	U (10000)	U (10000)	U (10000)	U (10000)	NM	NM	U (10000)
Iron, Ferric	NE	1400 (200)	1800 (200)	U (200)	2800 (200)	1600 (200)	290 (200)	330 (200)	810 (200)	970 (200)	210 (200)	2000 (200)	11000 (200)	NM	NM	U (200)
Lactic Acid	NE	U (10000)	U (10000)	U (10000)	U (10000)	U (10000)	U (10000)	U (10000)	U (10000)	U (10000)	U (10000)	U (10000)	U (10000)	NM	NM	U (10000)
Nitrogen	NE	540 (100)	950 (100)	11900 (500)	4900 (100)	3400 (100)	3600 (100)	1000 (100)	5600 (200)	6100 (500)	890 (100)	140 (100)	U (100)	NM	NM	11800 (500)
Nitrogen, Nitrate (As N)	NE	540 (100)	950 (100)	11900 (500)	4900 (100)	3400 (100)	3600 (100)	1000 (100)	5600 (200)	6100 (500)	890 (100)	140 (100)	U (100)	NM	NM	11800 (500)
Nitrogen, Nitrite	NE	U (100)	U (100)	U (500)	U (100)	U (100)	U (100)	U (100)	U (200)	U (500)	U (100)	U (100)	U (100)	NM	NM	U (500)
pH [pH units]	NE	6.2 (0.10)	6.6 (0.10)	6.0 (0.10)	6.8 (0.10)	6.2 (0.10)	6.2 (0.10)	12.7 (0.10)	6.2 (0.10)	5.5 (0.10)	5.1 (0.10)	6.4 (0.10)	7.2 (0.10)	NM	NM	5.7 (0.10)
Phosphates (total)	NE	110 (30)	210 (30)	62 (30)	200 (30)	190 (30)	95 (30)	100 (30)	190 (30)	290 (30)	47 (30)	210 (30)	1800 (30)	NM	NM	36 (30)
Propionic Acid	NE	U (5000)	U (5000)	U (5000)	U (5000)	U (5000)	U (5000)	U (5000)	U (5000)	U (5000)	U (5000)	U (5000)	U (5000)	NM	NM	U (5000)
Pyruvic Acid	NE	U (5000)	U (5000)	U (5000)	U (5000)	U (5000)	U (5000)	U (5000)	U (5000)	U (5000)	U (5000)	U (5000)	U (5000)	NM	NM	U (5000)
Sulfide (total)	NE	U (50)	U (50)	U (50)	U (50)	U (50)	U (50)	U (50)	U (50)	U (50)	U (50)	U (50)	U (50)	NM	NM	U (50)
Sulfate	NE	3100 (1000)	7900 (1000)	108000 (10000)	28900 (2000)	21800 (2000)	10000 (1000)	6400 (1000)	6700 (1000)	5800 (1000)	32000 (5000)	2300 (1000)	2400 (1000)	NM	NM	19600 (2000)
Gasses																
Methane	NE	U (0.50)	U (0.50)	U (0.50)	0.70 (0.50)	U (0.50)	2.0 (0.50)	0.93 (0.50)	U (0.50)	U (0.50)	0.52 (0.50)	700 (0.50)	17000 (0.50)	NM	NM	30 (0.50)
Ethane	NE	U (0.10)	U (0.10)	U (0.10)	0.19 (0.10)	U (0.10)	U (0.10)	0.17 (0.10)	U (0.10)	U (0.10)	U (0.10)	0.36 (0.10)	0.67 (0.10)	NM	NM	U (0.10)
Ethene	NE	U (0.10)	U (0.10)	U (0.10)	0.22 (0.10)	U (0.10)	U (0.10)	0.53 (0.10)	U (0.10)	U (0.10)	U (0.10)	0.15 (0.10)	0.80 (0.10)	NM	NM	U (0.10)
Hydrogen (H2) [nM][4]	NE	6.0 (0.60)	0.76 (0.60)	5.0 (0.60)	0.87 (0.60)	7.7 (0.60)	1.4 (0.60)	16 (0.60)	0.77 (0.60)	0.98 (0.60)	NM	0.95 (0.60)	1.2 (0.60)	NM	NM	5.8 (0.60)
Molecular Analyses																
BAV1 Vinyl Chloride Reductase [cells/mL]	NE	U (0.71)	U (0.71)	U (0.5)	U (1)	U (1)	U (0.5)	U (0.5)	U (0.83)	U (0.5)	U (0.5)	U (2)	U (3.33)	NM	NM	U (0.5)
Dehalococcoides (DHC) [cells/mL]	NE	U (0.71)	U (0.71)	U (0.5)	U (1)	U (1)	U (0.5)	U (0.5)	U (0.83)	U (0.5)	U (0.5)	U (2)	14.2 (3.33)	NM	NM	U (0.5)
tceA Reductase [cells/mL]	NE	U (0.71)	U (0.71)	U (0.5)	U (1)	U (1)	U (0.5)	U (0.5)	U (0.83)	U (0.5)	U (0.5)	U (2)	U (3.33)	NM	NM	U (0.5)

Notes:
1 All concentrations are presented in ug/L except where noted.
2 Only compounds with at least one detection are shown, with the exception of Monitored Natural Attenuation Parameters, for which all compounds are shown.
3 Concentrations that exceed the Remedial Action Levels per ADEQ RADD Issued Dec 2013 are double underlined.
4 Concentration presented in nM = nanomolar. Sampling Method - Bubble Strip.
U = Not detected
J = Estimated concentration
d = The analyte concentration was determined from a dilution.
( ) = Method detection limit for VOCs; reporting limit for all other parameters
* = Sampled on different day than other parameters with different method
RADD = Remedial action decision document
ADEQ = Arkansas Department of Environmental Quality
VOC = Volatile organic compounds
µg/L = Micrograms per Liter
mL = Milliliters
NE = Not established
NM = Not measured

Onsite Wells
Offsite Wells
Plume Boundary Wells

TABLE 6
SUMMARY OF MONITORING WELL GROUNDWATER SAMPLE ANALYTICAL RESULTS
(SECOND QUARTER 2016)
Whirlpool Facility - Fort Smith, Arkansas

Location		MW-182	MW-23	MW-24	MW-173	MW-174	MW-175	MW-176	MW-177	MW-181
Field Sample ID		DUP-09-201605	MW-23-201605	MW-24-201605	MW-173-201605	MW-174-201605	MW-175-201605	MW-176-201605	MW-177-201605	MW-181-201605
Lab Sample ID	Remedial Action Levels per ADEQ RADD Issued Dec 2013	60218387043	190520019, 190770042, 60218544004, 002NE067	190520011, 190770044, 60218387023, 002NE058	60218425003	60218425002	60218294005	60218294006	60218192001	60218387040
Sample Date		5/4/2016	5/5/2016	5/4/2016	5/4/2016	5/4/2016	5/3/2016	5/3/2016	5/2/2016	5/4/2016
Sample Method		Low Flow	Low Flow	Low Flow	Low Flow	Low Flow	Low Flow	Low Flow	Low Flow	Low Flow
Comments		Field Duplicate								
Volatile Organic Compounds										
Acetone	12000	U (1.9)	38.9 (1.9)	80.2 (1.9)	22.7 (1.9)	U (1.9)	18.3 (1.9)	U (1.9)	U (1.9)	U (1.9)
Benzene	5	U (0.060)	U (0.060)	U (0.060)	0.34 J (0.060)	0.32 J (0.060)	0.18 J (0.060)	U (0.060)	U (0.060)	U (0.060)
Bromodichloromethane	80	U (0.19)	U (0.19)	0.36 J (0.19)	U (0.19)	U (0.19)	U (0.19)	U (0.19)	U (0.19)	U (0.19)
Bromoform	80	U (0.070)	U (0.070)	20.8 (0.070)	U (0.070)	U (0.070)	U (0.070)	U (0.070)	U (0.070)	U (0.070)
Bromomethane	7	U (0.16)	0.52 J (0.16)	31.4 (0.16)	U (0.16)	U (0.16)	U (0.16)	U (0.16)	U (0.16)	U (0.16)
2-Butanone	4900	U (0.59)	U (0.59)	U (0.59)	3.9 J (0.59)	U (0.59)	U (0.59)	U (0.59)	U (0.59)	U (0.59)
Carbon Disulfide	720	U (0.12)	U (0.12)	U (0.12)	1.3 J (0.12)	0.22 J (0.12)	0.17 JB (0.12)	U (0.12)	U (0.12)	U (0.12)
Carbon Tetrachloride	5	U (0.18)	U (0.18)	U (0.18)	U (0.18)	U (0.18)	U (0.18)	U (0.18)	U (0.18)	U (0.18)
Chlorobenzene	100	U (0.21)	U (0.21)	U (0.21)	U (0.21)	U (0.21)	U (0.21)	U (0.21)	U (0.21)	U (0.21)
Chloroethane	12000	U (0.15)	U (0.15)	U (0.15)	U (0.15)	U (0.15)	U (0.15)	U (0.15)	U (0.15)	U (0.15)
Chloroform	80	0.15 J (0.14)	U (0.14)	U (0.14)	U (0.14)	U (0.14)	U (0.14)	U (0.14)	U (0.14)	U (0.14)
Chloromethane	190	U (0.080)	2.1 (0.080)	33.3 (0.080)	U (0.080)	U (0.080)	U (0.080)	U (0.080)	U (0.080)	U (0.080)
Dibromochloromethane	80	U (0.21)	U (0.21)	1.1 (0.21)	U (0.21)	U (0.21)	U (0.21)	U (0.21)	U (0.21)	U (0.21)
1,1-Dichloroethane	2.4	U (0.050)	U (0.050)	U (0.050)	U (0.050)	U (0.050)	U (0.050)	U (0.050)	U (0.050)	U (0.050)
1,2-Dichloroethane	5	U (0.12)	U (0.12)	U (0.12)	U (0.12)	U (0.12)	U (0.12)	U (0.12)	U (0.12)	U (0.12)
1,1-Dichloroethene	7	0.27 J (0.20)	U (0.20)	U (0.20)	U (0.20)	U (0.20)	0.25 J (0.20)	3.3 (0.20)	U (0.20)	U (0.20)
cis-1,2-Dichloroethene	70	16.6 (0.080)	U (0.080)	0.27 J (0.080)	U (0.080)	U (0.080)	1.2 (0.080)	93.7 (0.080)	U (0.080)	U (0.080)
trans-1,2-Dichloroethene	100	U (0.20)	U (0.20)	U (0.20)	U (0.20)	U (0.20)	U (0.20)	0.80 J (0.20)	U (0.20)	U (0.20)
1,2-Dichloropropane	5	U (0.16)	U (0.16)	U (0.16)	U (0.16)	U (0.16)	U (0.16)	U (0.16)	U (0.16)	U (0.16)
2-Hexanone	34	U (1.2)	U (1.2)	U (1.2)	U (1.2)	U (1.2)	U (1.2)	U (1.2)	U (1.2)	U (1.2)
4-Methyl-2-pentanone	1000	U (0.42)	U (0.42)	U (0.42)	0.49 J (0.42)	U (0.42)	U (0.42)	U (0.42)	U (0.42)	U (0.42)
Methylene Chloride	5	U (0.15)	U (0.15)	U (0.15)	U (0.15)	U (0.15)	U (0.15)	U (0.15)	U (0.15)	U (0.15)
1,1,2,2-Tetrachloroethane	0.066	U (0.15)	U (0.15)	U (0.15)	U (0.15)	U (0.15)	U (0.15)	U (0.15)	U (0.15)	U (0.15)
Tetrachloroethene	5	0.15 J (0.10)	U (0.10)	0.31 J (0.10)	U (0.10)	U (0.10)	U (0.10)	U (0.10)	U (0.10)	U (0.10)
Toluene	1000	U (0.17)	U (0.17)	UJ (0.17)	U (0.17)	U (0.17)	U (0.17)	U (0.17)	U (0.17)	U (0.17)
1,1,1-Trichloroethane	200	U (0.11)	U (0.11)	U (0.11)	U (0.11)	U (0.11)	U (0.11)	U (0.11)	U (0.11)	U (0.11)
1,1,2-Trichloroethane	5	U (0.20)	U (0.20)	U (0.20)	U (0.20)	U (0.20)	U (0.20)	U (0.20)	U (0.20)	U (0.20)
Trichloroethene	5	271 (0.85)	0.90 J (0.17)	23.8 J (0.17)	U (0.17)	U (0.17)	54.9 (0.17)	389 (1.7)	U (0.17)	U (0.17)
Vinyl Chloride	2	0.32 J (0.13)	U (0.13)	U (0.13)	U (0.13)	U (0.13)	U (0.13)	0.45 J (0.13)	U (0.13)	U (0.13)
Xylenes (total)	10000	U (0.42)	U (0.42)	UJ (0.42)	U (0.42)	U (0.42)	U (0.42)	U (0.42)	U (0.42)	U (0.42)
Metals										
Iron	NE	NM	218 (50.0)	374 (50.0)	NM	NM	NM	NM	NM	NM
Manganese	NE	NM	10.5 (5.0)	265 (5.0)	NM	NM	NM	NM	NM	NM
Monitored Natural Attenuation Parameters										
Acetic acid	NE	NM	U (5000)	U (5000)	NM	NM	NM	NM	NM	NM
Acetylene	NE	NM	U (0.50)	U (0.50)	NM	NM	NM	NM	NM	NM
Total Alkalinity	NE	NM	314000 (20000)	U (20000)	NM	NM	NM	NM	NM	NM
Ammonia	NE	NM	180 (100)	U (100)	NM	NM	NM	NM	NM	NM
Bicarbonate Alkalinity	NE	NM	38100 (20000)	U (20000)	NM	NM	NM	NM	NM	NM
Carbonate Alkalinity (as CaCO3)	NE	NM	276000 (20000)	U (20000)	NM	NM	NM	NM	NM	NM
Butyric acid	NE	NM	U (5000)	U (5000)	NM	NM	NM	NM	NM	NM
Carbon Dioxide	NE	NM	155000 (20000)	U (20000)	NM	NM	NM	NM	NM	NM
Organic Carbon (total)	NE	NM	630 (1000)	660 (1000)	NM	NM	NM	NM	NM	NM
Chloride	NE	NM	282000 (20000)	309000 (50000)	NM	NM	NM	NM	NM	NM
2-Chloroethanol	NE	NM	U (10000)	U (10000)	NM	NM	NM	NM	NM	NM
Iron, Ferric	NE	NM	220 (200)	370 (200)	NM	NM	NM	NM	NM	NM
Lactic Acid	NE	NM	U (10000)	U (10000)	NM	NM	NM	NM	NM	NM
Nitrogen	NE	NM	600 (100)	2200 (100)	NM	NM	NM	NM	NM	NM
Nitrogen, Nitrate (As N)	NE	NM	600 (100)	2200 (100)	NM	NM	NM	NM	NM	NM
Nitrogen, Nitrite	NE	NM	U (100)	U (100)	NM	NM	NM	NM	NM	NM
pH [pH units]	NE	NM	10.4 (0.10)	4.4 (0.10)	NM	NM	NM	NM	NM	NM
Phosphates (total)	NE	NM	530 (30)	190 (30)	NM	NM	NM	NM	NM	NM
Propionic Acid	NE	NM	U (5000)	U (5000)	NM	NM	NM	NM	NM	NM
Pyruvic Acid	NE	NM	U (5000)	U (5000)	NM	NM	NM	NM	NM	NM
Sulfide (total)	NE	NM	U (50)	U (50)	NM	NM	NM	NM	NM	NM
Sulfate	NE	NM	687000 (50000)	1300000 (200000)	NM	NM	NM	NM	NM	NM
Gasses										
Methane	NE	NM	2.8 (0.50)	8.6 (0.50)	NM	NM	NM	NM	NM	NM
Ethane	NE	NM	U (0.10)	U (0.10)	NM	NM	NM	NM	NM	NM
Ethene	NE	NM	U (0.10)	U (0.10)	NM	NM	NM	NM	NM	NM
Hydrogen (H2) [nM][4*]	NE	NM	48 (0.60)	140 (30)	NM	NM	NM	NM	NM	NM
Molecular Analyses										
BAV1 Vinyl Chloride Reductase [cells/mL]	NE	NM	U (0.5)	U (1)	NM	NM	NM	NM	NM	NM
Dehalococcoides (DHC) [cells/mL]	NE	NM	U (0.5)	U (1)	NM	NM	NM	NM	NM	NM
tceA Reductase [cells/mL]	NE	NM	U (0.5)	U (1)	NM	NM	NM	NM	NM	NM

Notes:

1 All concentrations are presented in ug/L except where noted.
2 Only compounds with at least one detection are shown, with the exception of Monitored Natural Attenuation Parameters, for which all compounds are shown.
3 Concentrations that exceed the Remedial Action Levels per ADEQ RADD Issued Dec 2013 are double underlined.
4 Concentration presented in nM = nanomolar. Sampling Method - Bubble Strip.

U = Not detected
J = Estimated concentration
d = The analyte concentration was determined from a dilution.
( ) = Method detection limit for VOCs; reporting limit for all other parameters
* = Sampled on different day than other parameters with different method

RADD = Remedial action decision document
ADEQ = Arkansas Department of Environmental Quality
VOC = Volatile organic compounds
µg/L = Micrograms per Liter
mL = Milliliters
NE = Not established
NM = Not measured

Onsite Wells
Offsite Wells
Plume Boundary Wells

TABLE 7
HISTORICAL SUMMARY OF GROUNDWATER CONCENTRATIONS FOR TCE AND DAUGHTER-PRODUCTS
Whirlpool Facility - Fort Smith, Arkansas

Well ID	Sample Name	Date	Trichloroethene	cis-1,2-Dichloroethene	Vinyl Chloride
ITMW-1	ITMW-1-19891101	11/1/1989	ND		ND
ITMW-1	ITMW-1-19900101	1/1/1990	ND		ND
ITMW-1	ITMW-1-19931101	11/1/1993	10		ND
ITMW-1	ITMW-1-19961201	12/1/1996	21		ND
ITMW-1	ITMW-1-19990201	2/1/1999	37	ND	ND
ITMW-1	ITMW-1-20000301	3/1/2000	125	8	ND
ITMW-1	ITMW-1-20000919	9/19/2000	30.7	7.45	< 10 U
ITMW-1	ITMW-1-20010327	3/27/2001	30	6	< 10 U
ITMW-1	ITMW-1-20010911	9/11/2001	27	9	< 10 U
ITMW-1	ITMW-1-20020910	9/10/2002	35	9	< 10 U
ITMW-1	ITMW-1-20030227	2/27/2003	29.6	7.14	< 10 U
ITMW-1	ITMW-1-20030923	9/23/2003	25	12	< 10 U
ITMW-1	ITMW-1-20040413	4/13/2004	42.2	11.1	< 10 U
ITMW-1	ITMW-1-20040921	9/21/2004	26	16.7	< 10 U
ITMW-1	ITMW-1-20040921-FD	9/21/2004	26.1	15.8	< 10 U
ITMW-1	ITMW-1-20050928	9/28/2005	34.7	11.3	< 10 U
ITMW-1	ITMW-1-20061014	10/14/2006	20	11	< 10 UJ
ITMW-1	ITMW-1-20070920	9/20/2007	18	13	< 10 U
ITMW-1	ITMW-1-20081209	12/9/2008	14	7.3	< 5 U
ITMW-1	ITMW-1-20111027	10/27/2011	17	8.2	< 5 U
ITMW-1	ITMW-1-20120418	4/18/2012	32	13	< 5 U
ITMW-1	ITMW-1-20121019	10/19/2012	10	8.3	< 0.11 U
ITMW-1	ITMW-1-20130424	4/24/2013	26	9.1	< 0.11 U
ITMW-1	ITMW-1-101513	10/15/2013	7.2	5.8	< 0.11 U
ITMW-1	ITMW-1-201403	3/8/2014	23.4	8.9	< 0.13 U
ITMW-1	ITMW-1-201405	5/13/2014	21.3	8.7	< 0.13 U
ITMW-1	DUP-5-201407	7/30/2014	9.2	5.7	< 0.50 U
ITMW-1	ITMW-1-201407	7/30/2014	8.9	5.4	< 0.50 U
ITMW-1	ITMW-1-201410	10/15/2014	6.1	4.5 J	< 0.50 U
ITMW-1	ITMW-1-201501	1/14/2015	22.7	9.7	< 0.50 U
ITMW-1	ITMW-1-201504	4/15/2015	19.2	9.7	< 0.50 U
ITMW-1	ITMW-1-201507	7/22/2015	10.5	5.3	< 0.13 U
ITMW-1	ITMW-1-201510	10/7/2015	7.8	4.4	< 0.13 U
ITMW-1	ITMW-1-201601	1/13/2016	19.9	8.9	< 0.13 U
ITMW-1	ITMW-1-201605	5/5/2016	17.2	8.0	< 0.13 U
ITMW-1	DUP-05-201605	5/5/2016	17.6	8.1	< 0.13 U
ITMW-2	ITMW-2-19891001	10/1/1989	ND		ND
ITMW-2	ITMW-2-19891101	11/1/1989	ND		ND
ITMW-2	ITMW-2-19900101	1/1/1990	ND		ND
ITMW-2	ITMW-2-19900101-FD	1/1/1990	ND		ND
ITMW-2	ITMW-2-19910301	3/1/1991	ND		ND
ITMW-2	ITMW-2-19931101	11/1/1993	4		ND
ITMW-2	ITMW-2-19961201	12/1/1996	3.4		ND
ITMW-2	ITMW-2-20000301	3/1/2000	ND	ND	ND
ITMW-2	ITMW-2-20000919	9/19/2000	< 5 U	< 5 U	< 10 U
ITMW-2	ITMW-2-20010327	3/27/2001	< 5 U	< 5 U	< 10 U
ITMW-2	ITMW-2-20010913	9/13/2001	< 5 U	< 5 U	< 10 U
ITMW-2	ITMW-2-20020911	9/11/2002	< 5 U	< 5 U	< 10 U
ITMW-2	ITMW-2-20030227	2/27/2003	< 5 U	< 5 U	< 10 U
ITMW-2	ITMW-2-20030923	9/23/2003	< 5 U	< 5 U	< 10 U
ITMW-2	ITMW-2-20040413	4/13/2004	< 5 U	< 5 U	< 10 U
ITMW-2	ITMW-2-20040413-FD	4/13/2004	< 5 U	< 5 U	< 10 U
ITMW-2	ITMW-2-20040921	9/21/2004	< 5 U	< 5 U	< 10 U
ITMW-2	ITMW-2-20040921-FD	9/21/2004	< 5 U	< 5 U	< 10 U
ITMW-2	ITMW-2-20050929	9/29/2005	< 5 U	< 5 U	< 10 U
ITMW-2	ITMW-2-20061014	10/14/2006	4 J	< 5 U	< 10 U
ITMW-2	ITMW-2-20070920	9/20/2007	< 5 U	< 5 U	< 10 U
ITMW-2	ITMW-2-20081209	12/9/2008	< 5 U	< 5 U	< 5 U
ITMW-2	ITMW-2-20101103	11/3/2010	< 5 U	< 5 U	< 5 U
ITMW-2	ITMW-2-20111026	10/26/2011	< 5 U	< 5 U	< 5 U
ITMW-2	ITMW-2-20120417	4/17/2012	< 5 U	< 5 U	< 5 U
ITMW-2	ITMW-2-20121017	10/17/2012	< 1.6 U	< 0.56 U	< 0.11 U
ITMW-2	ITMW-2-20130424	4/24/2013	< 1.6 U	< 0.56 U	< 0.11 U
ITMW-2	ITMW-2-101413	10/14/2013	< 1.6 U	< 0.56 U	< 0.11 U
ITMW-2	ITMW-2-201403	3/6/2014	0.23 J	0.40 J	< 0.13 U
ITMW-2	ITMW-2-201403-FD	3/6/2014	0.28 J	0.51 J	< 0.13 U
ITMW-2	ITMW-2-201405	5/13/2014	< 0.17 U	< 0.080 U	< 0.13 U
ITMW-2	ITMW-2-201407	7/30/2014	< 0.50 U	< 0.50 U	< 0.50 U
ITMW-2	ITMW-2-201410	10/15/2014	< 0.50 U	< 0.50 U	< 0.50 U
ITMW-2	ITMW-2-201501	1/13/2015	< 0.50 U	< 0.50 U	< 0.50 U

TABLE 7
HISTORICAL SUMMARY OF GROUNDWATER CONCENTRATIONS FOR TCE AND DAUGHTER-PRODUCTS
Whirlpool Facility - Fort Smith, Arkansas

Well ID	Sample Name	Date	Trichloroethene	cis-1,2-Dichloroethene	Vinyl Chloride
ITMW-2	ITMW-2-201504	4/15/2015	< 0.50 U	< 0.50 U	< 0.50 U
ITMW-2	ITMW-2-201507	7/22/2015	0.24 J	0.26 J	< 0.13 U
ITMW-2	ITMW-2-201510	10/6/2015	0.22 J	0.21 J	< 0.13 U
ITMW-2	ITMW-2-201601	1/12/2016	0.21 J	0.42 J	< 0.13 U
ITMW-2	ITMW-2-201605	5/5/2016	0.25 J	0.29 J	< 0.13 U
ITMW-3	ITMW-3-19891001	10/1/1989	ND		ND
ITMW-3	ITMW-3-19900101	1/1/1990	ND		ND
ITMW-3	ITMW-3-19931101	11/1/1993	3		ND
ITMW-3	ITMW-3-19961201	12/1/1996	1.7		ND
ITMW-3	ITMW-3-19990201	2/1/1999	ND	ND	ND
ITMW-3	ITMW-30-20000301-FD	3/1/2000	ND	ND	ND
ITMW-3	ITMW-3-20000301	3/1/2000	ND	ND	ND
ITMW-3	ITMW-3-20000919	9/19/2000	< 5 U	< 5 U	< 10 U
ITMW-3	ITMW-3-20010327	3/27/2001	< 5 U	< 5 U	< 10 U
ITMW-3	ITMW-3-20010911	9/11/2001	< 5 U	< 5 U	< 10 U
ITMW-3	ITMW-3-20020910	9/10/2002	15	< 5 U	< 10 U
ITMW-3	ITMW-3-20030227	2/27/2003	< 5 U	< 5 U	< 10 U
ITMW-3	ITMW-3-20030923	9/23/2003	< 5 U	< 5 U	< 10 U
ITMW-3	ITMW-3-20040413	4/13/2004	< 5 U	< 5 U	< 10 U
ITMW-3	ITMW-3-20040921	9/21/2004	< 5 U	< 5 U	< 10 U
ITMW-3	ITMW-3-20050928	9/28/2005	< 5 U	< 5 U	< 10 U
ITMW-3	ITMW-3-20061014	10/14/2006	< 5 U	< 5 U	< 10 UJ
ITMW-3	ITMW-3-20070920	9/20/2007	< 5 U	< 5 U	< 10 U
ITMW-3	ITMW-3-20081209	12/9/2008	< 5 U	< 5 U	< 5 U
ITMW-3	ITMW-3-20101104	11/4/2010	190	3.9 J	< 5 U
ITMW-3	ITMW-3-20111027	10/27/2011	4.1 J	< 5 U	< 5 U
ITMW-3	ITMW-3-20120417	4/17/2012	< 5 U	< 5 U	< 5 U
ITMW-3	ITMW-3-20121017	10/17/2012	< 1.6 U	< 0.56 U	< 0.11 U
ITMW-3	ITMW-3-20130423	4/23/2013	< 1.6 U	< 0.56 U	< 0.11 U
ITMW-3	ITMW-3-101513	10/15/2013	< 1.6 U	< 0.56 U	< 0.11 U
ITMW-4	ITMW-4-19891001	10/1/1989	ND		ND
ITMW-4	ITMW-4-19891101	11/1/1989	ND		ND
ITMW-4	ITMW-4-19900101	1/1/1990	ND		ND
ITMW-4	ITMW-4-19931101	11/1/1993	ND		ND
ITMW-4	ITMW-4-19961201	12/1/1996	75		ND
ITMW-4	ITMW-4-19990201	2/1/1999	93	54	ND
ITMW-4	ITMW-4-20000301	3/1/2000	22	16	ND
ITMW-4	ITMW-4-20000920	9/20/2000	13.9	10.6	< 10 U
ITMW-4	ITMW-4-20010328	3/28/2001	9	< 5 U	< 10 U
ITMW-4	ITMW-4-20010913	9/13/2001	6	8	< 10 U
ITMW-4	ITMW-4-20020910	9/10/2002	9	< 5 U	< 10 U
ITMW-4	ITMW-4-20030228	2/28/2003	< 5 U	< 5 U	< 10 U
ITMW-4	ITMW-4-20030923	9/23/2003	< 5 U	< 5 U	< 10 U
ITMW-4	ITMW-4-20040414	4/14/2004	< 5 U	< 5 U	< 10 U
ITMW-4	ITMW-4-20040922	9/22/2004	< 5 U	< 5 U	< 10 U
ITMW-4	ITMW-4-20050927	9/27/2005	< 5 U	< 5 U	< 10 U
ITMW-4	ITMW-4-20061011	10/11/2006	6	8	< 10 U
ITMW-4	ITMW-4-20070920	9/20/2007	5 J	5 J	< 10 U
ITMW-4	ITMW-4-20081209	12/9/2008	< 5 U	3.2 J	< 5 U
ITMW-4	ITMW-4-20111025	10/25/2011	4.8 J	5.1	< 5 U
ITMW-4	ITMW-4-20121017	10/17/2012	3.3 J	4.5 J	7.9
ITMW-4	ITMW-4-101413	10/14/2013	3.7 J	6.1	< 0.11 U
ITMW-4	ITMW-4-201403	3/6/2014	1.4 J	2.0 J	0.19 J
ITMW-4	ITMW-4-201405	5/13/2014	2.0 J	2.1 J	0.18 J
ITMW-4	ITMW-4-201407	7/30/2014	2.8 J	4.6 J	< 0.50 U
ITMW-4	ITMW-4-201410	10/16/2014	3.4 J	4.9 J	< 0.50 U
ITMW-4	ITMW-4-201501	1/13/2015	1.7	2.3	< 0.50 U
ITMW-4	ITMW-4-201504	4/14/2015	1.6	2.6	0.84 J
ITMW-4	ITMW-4-201507	7/22/2015	2.0	2.6	0.17 J
ITMW-4	ITMW-4-201510	10/7/2015	2.3	2.8	0.23 J
ITMW-4	ITMW-4-201601	1/12/2016	1.5	2.5	< 0.13 U
ITMW-4	ITMW-4-201605	5/5/2016	1.3	< 0.080 U	0.15 J
ITMW-5	ITMW-5-19891001	10/1/1989	ND		ND
ITMW-5	ITMW-5-19900101	1/1/1990	ND		ND
ITMW-5	ITMW-5-19961201	12/1/1996	21		ND
ITMW-5	ITMW-5-19990201	2/1/1999	86	39	ND
ITMW-5	ITMW-5-20000301	3/1/2000	73	59	ND
ITMW-5	ITMW-5-20000920	9/20/2000	85	64.4	< 10 U
ITMW-5	ITMW-5-20010328	3/28/2001	100	46	< 10 U
ITMW-5	ITMW-5-20010913	9/13/2001	72	64	< 10 U

TABLE 7
HISTORICAL SUMMARY OF GROUNDWATER CONCENTRATIONS FOR TCE AND DAUGHTER-PRODUCTS
Whirlpool Facility - Fort Smith, Arkansas

Well ID	Sample Name	Date	Trichloroethene	cis-1,2-Dichloroethene	Vinyl Chloride
ITMW-5	ITMW-5-20020910	9/10/2002	108	72	< 10 U
ITMW-5	ITMW-5-20030228	2/28/2003	90.4	68.7	< 10 U
ITMW-5	ITMW-5-20030924	9/24/2003	97.3	73.7	< 10 U
ITMW-5	ITMW-5-20040414	4/14/2004	83.9	55.4	< 10 U
ITMW-5	ITMW-5-20040922	9/22/2004	105	75.8	< 10 U
ITMW-5	ITMW-5-20050406	4/6/2005	93.2	72.6	< 10 U
ITMW-5	ITMW-5-20050406-FD	4/6/2005	87	71	< 10 U
ITMW-5	ITMW-5-20050928	9/28/2005	79	53.5	< 10 U
ITMW-5	ITMW-5-20050928-FD	9/28/2005	82.1	54.4	< 10 U
ITMW-5	ITMW-5-20060314	3/14/2006	92	66.1	< 10 U
ITMW-5	ITMW-5-20060314-FD	3/14/2006	98.4	66.1	< 10 U
ITMW-5	ITMW-5-20061010	10/10/2006	110	51	4 J
ITMW-5	ITMW-5-20070418	4/18/2007	115	39.3	< 10 U
ITMW-5	ITMW-5-20070920	9/20/2007	120	49	4 J
ITMW-5	ITMW-5-20080429	4/29/2008	120 0	43 0	< 10 U
ITMW-5	ITMW-5-20081209	12/9/2008	200 E	42	< 5 U
ITMW-5	ITMW-5-20090427	4/27/2009	160	34	< 5 U
ITMW-5	ITMW-5-20100511	5/11/2010	190 EF	40	< 5 U
ITMW-5	ITMW-5-20101106	11/6/2010	350	50	< 5 U
ITMW-5	ITMW-5-20110322	3/22/2011	370	39	< 5 U
ITMW-5	ITMW-5-20111025	10/25/2011	150	35	< 5 U
ITMW-5	ITMW-5-20120417	4/17/2012	290	26	< 5 U
ITMW-5	ITMW-5-20121018	10/18/2012	260	33	0.64 J
ITMW-5	ITMW-5-20130425	4/25/2013	220	20	0.50 J
ITMW-5	ITMW-5-101613	10/16/2013	260	27	0.55 J
ITMW-6	ITMW-6-19891001	10/1/1989	ND		ND
ITMW-6	ITMW-6-19900101	1/1/1990	ND		ND
ITMW-6	ITMW-6-19961201	12/1/1996	6.8		ND
ITMW-6	ITMW-6-19970501	5/1/1997	7	ND	ND
ITMW-6	ITMW-6-19990201	2/1/1999	25	ND	ND
ITMW-6	ITMW-6-19990201-FD	2/1/1999	6	ND	ND
ITMW-6	ITMW-6-20000301	3/1/2000	ND	ND	ND
ITMW-6	ITMW-6-20000920	9/20/2000	< 5 U	< 5 U	< 10 U
ITMW-6	ITMW-6-20010328	3/28/2001	< 5 U	< 5 U	< 10 U
ITMW-6	ITMW-6-20010913	9/13/2001	< 5 U	< 5 U	< 10 U
ITMW-6	ITMW-6-20020910	9/10/2002	< 5 U	< 5 U	< 10 U
ITMW-6	ITMW-6-20020910-FD	9/10/2002	< 5 U	< 5 U	< 10 U
ITMW-6	ITMW-6-20030227	2/27/2003	< 5 U	< 5 U	< 10 U
ITMW-6	ITMW-6-20030924	9/24/2003	< 5 U	< 5 U	< 10 U
ITMW-6	ITMW-6-20040414	4/14/2004	< 5 U	< 5 U	< 10 U
ITMW-6	ITMW-6-20040922	9/22/2004	< 5 U	< 5 U	< 10 U
ITMW-6	ITMW-6-20050928	9/28/2005	< 5 U	< 5 U	< 10 U
ITMW-6	ITMW-6-20061011	10/11/2006	< 5 U	4 J	< 10 U
ITMW-6	ITMW-6-20070920	9/20/2007	< 5 U	< 5 U	< 10 U
ITMW-6	ITMW-6-20081210	12/10/2008	< 5 U	< 5 U	< 5 U
ITMW-6	ITMW-6-20091028	10/28/2009	< 5 U	2.1 J	< 5 U
ITMW-6	ITMW-6-20100510	5/10/2010	< 5 U	1.9 J	< 5 U
ITMW-6	ITMW-6-20111025-FD	10/25/2011	< 5 U	2.7 J	< 5 U
ITMW-6	ITMW-6-20111025	10/25/2011	< 5 U	2.4 J	< 5 U
ITMW-6	ITMW-6-20120417	4/17/2012	< 5 U	2.9 J	< 5 U
ITMW-6	ITMW-6-20121017	10/17/2012	< 1.6 U	3.1 J	< 0.11 U
ITMW-6	ITMW-6-20130422	4/22/2013	< 1.6 U	2.1 J	0.33 J
ITMW-6	ITMW-6-101413	10/14/2013	3.4 J	5.5	0.18 J
ITMW-6	ITMW-6-201403	3/6/2014	2.7 J	4.9 J	0.18 J
ITMW-6	ITMW-6-201405	5/13/2014	3.6 J	5.3	0.17 J
ITMW-6	ITMW-6-201407	7/30/2014	4.4 J	6.7	< 0.50 U
ITMW-6	ITMW-6-201410	10/15/2014	3.1 J	5.2	< 0.50 U
ITMW-6	ITMW-6-201501	1/13/2015	3.7	5.7	< 0.50 U
ITMW-6	ITMW-6-201504	4/14/2015	3.7	5.3 J	< 0.50 U
ITMW-6	ITMW-6-201507	7/22/2015	4.7	6.3	0.31 J
ITMW-6	ITMW-6-201510	10/7/2015	3.1	5.5	0.21 J
ITMW-6	ITMW-6-201601	1/12/2016	4.2	6.2	0.32 J
ITMW-6	ITMW-6-201605	5/5/2016	4.4	5.3	0.22 J
ITMW-7	ITMW-7-19891101	11/1/1989	ND		ND
ITMW-7	ITMW-7-19900101	1/1/1990	ND		ND
ITMW-7	ITMW-7-19961201	12/1/1996	290		3
ITMW-7	ITMW-7-19970501	5/1/1997	380	180	ND
ITMW-7	ITMW-7-19990201	2/1/1999	ND	ND	ND
ITMW-7	ITMW-7-19990601	6/1/1999	320	144	ND
ITMW-7	ITMW-7-19990601-FD	6/1/1999	300	140	ND

TABLE 7
HISTORICAL SUMMARY OF GROUNDWATER CONCENTRATIONS FOR TCE AND DAUGHTER-PRODUCTS
Whirlpool Facility - Fort Smith, Arkansas

Well ID	Sample Name	Date	Trichloroethene	cis-1,2-Dichloroethene	Vinyl Chloride
ITMW-7	ITMW-7-20000301	3/1/2000	262	100	ND
ITMW-7	ITMW-7-20000301-FD	3/1/2000	207	92	ND
ITMW-7	ITMW-7-20000919	9/19/2000	207	100	< 10 U
ITMW-7	ITMW-7-20000921-FD	9/21/2000	109	< 5 U	< 10 U
ITMW-7	ITMW-7-20010328	3/28/2001	161	66	< 10 U
ITMW-7	ITMW-7-20010913	9/13/2001	139	68	< 10 U
ITMW-7	ITMW-7-20020910	9/10/2002	137	56	< 10 U
ITMW-7	ITMW-7-20020910-FD	9/10/2002	128	54	< 10 U
ITMW-7	ITMW-7-20030227	2/27/2003	172	92.5	< 10 U
ITMW-7	ITMW-7-20030924	9/24/2003	125	57.3	< 10 U
ITMW-7	ITMW-7-20040414	4/14/2004	201	80.7	< 10 U
ITMW-7	ITMW-7-20040922	9/22/2004	132	48.4	< 10 U
ITMW-7	ITMW-7-20050407	4/7/2005	122	39	< 10 U
ITMW-7	ITMW-7-20050928	9/28/2005	100	30.5	< 10 U
ITMW-7	ITMW-7-20060314	3/14/2006	153	59.5	< 10 U
ITMW-7	ITMW-7-20061010	10/10/2006	140	44	1 J
ITMW-7	ITMW-7-20070417	4/17/2007	83	29.4	< 10 U
ITMW-7	ITMW-7-20070921	9/21/2007	72	22	< 10 U
ITMW-7	ITMW-7-20080430	4/30/2008	70 0	18 0	< 10 U
ITMW-7	ITMW-7-20081211	12/11/2008	66	19	< 5 U
ITMW-7	ITMW-7-20090427	4/27/2009	87	26	< 5 U
ITMW-7	ITMW-7-20091028	10/28/2009	60	20	< 5 U
ITMW-7	ITMW-7-20100510	5/10/2010	73	18	< 5 U
ITMW-7	ITMW-7-20110323	3/23/2011	225 EF	93.2	56.5
ITMW-7	ITMW-7-20111025	10/25/2011	99	26	< 5 U
ITMW-7	ITMW-7-20120418	4/18/2012	100	20	< 5 U
ITMW-7	ITMW-7-20121018	10/18/2012	63	17	< 0.11 U
ITMW-7	ITMW-7-20130425	4/25/2013	69	16	0.27 J
ITMW-7	ITMW-7-101713	10/17/2013	47	12	< 0.11 U
ITMW-7	ITMW-7-201403	3/8/2014	37.4	10	0.24 J
ITMW-7	ITMW-7-201405	5/14/2014	37.0	11.1	0.22 J
ITMW-7	ITMW-7-201407	7/30/2014	36.7	11.2	< 0.50 U
ITMW-7	ITMW-7-201410	10/15/2014	33.7	10.3	< 0.50 U
ITMW-7	ITMW-7-201501	1/14/2015	34.7	10.5	< 0.50 U
ITMW-7	ITMW-7-201504	4/14/2015	29.3	9.2	< 0.50 U
ITMW-7	ITMW-7-201507	7/22/2015	26.4	8.3	0.19 J
ITMW-7	ITMW-7-201510	10/8/2015	27.6	8.8	0.19 J
ITMW-7	ITMW-7-201601	1/13/2016	44.2	13.0	0.23 J
ITMW-7	ITMW-7-201605	5/5/2016	33.8	8.7	< 0.13 U
ITMW-7	DUP-06-201605	5/5/2016	33.9	9.0	0.18 J
ITMW-9	ITMW-9-19900101	1/1/1990	ND		ND
ITMW-9	ITMW-9-19961201	12/1/1996	230		ND
ITMW-9	ITMW-9-19970501	5/1/1997	7	ND	ND
ITMW-9	ITMW-9-19990201	2/1/1999	40	24	ND
ITMW-9	ITMW-9-20000301	3/1/2000	69	45	ND
ITMW-9	ITMW-9-20000920	9/20/2000	57.3	14.3	< 10 U
ITMW-9	ITMW-9-20000920-FD	9/20/2000	54.8	14	< 10 U
ITMW-9	ITMW-9-20010328	3/28/2001	40	12	< 10 U
ITMW-9	ITMW-9-20010913	9/13/2001	40	12	< 10 U
ITMW-9	ITMW-9-20020910	9/10/2002	61	21	< 10 U
ITMW-9	ITMW-9-20030228	2/28/2003	54.2	37.2	< 10 U
ITMW-9	ITMW-9-20030923	9/23/2003	91	49.5	< 10 U
ITMW-9	ITMW-9-20030923-FD	9/23/2003	97.6	53.9	< 10 U
ITMW-9	ITMW-9-20040414	4/14/2004	71.8	38.8	< 10 U
ITMW-9	ITMW-9-20040922	9/22/2004	80.7	21.1	< 10 U
ITMW-9	ITMW-9-20050406	4/6/2005	79	30.4	< 10 U
ITMW-9	ITMW-9-20050927	9/27/2005	98.8	54.6	< 10 U
ITMW-9	ITMW-9-20060314	3/14/2006	101	78.7	< 10 U
ITMW-9	ITMW-9-20061011	10/11/2006	110	77	6 J
ITMW-9	ITMW-9-20070417	4/17/2007	79	39.6	< 10 U
ITMW-9	ITMW-9-20070920	9/20/2007	76	26	< 10 U
ITMW-9	ITMW-9-20080428	4/28/2008	82 0	37 0	< 10 U
ITMW-9	ITMW-9-20081209	12/9/2008	90	62	< 5 U
ITMW-9	ITMW-9-20090427	4/27/2009	110	51	< 5 U
ITMW-9	ITMW-9-20091027	10/27/2009	120	67	5.7
ITMW-9	ITMW-9-20091027-FD	10/27/2009	120	71	6.1
ITMW-9	ITMW-9-20100511	5/11/2010	130	38	< 5 U
ITMW-9	ITMW-9-20110322	3/22/2011	120	48	2.4 J
ITMW-9	ITMW-9-20111025	10/25/2011	90	57	< 5 U
ITMW-9	ITMW-9-20120417	4/17/2012	150	50	2.5 J

TABLE 7
HISTORICAL SUMMARY OF GROUNDWATER CONCENTRATIONS FOR TCE AND DAUGHTER-PRODUCTS
Whirlpool Facility - Fort Smith, Arkansas

Well ID	Sample Name	Date	Trichloroethene	cis-1,2-Dichloroethene	Vinyl Chloride
ITMW-9	ITMW-9-20121018	10/18/2012	120	53	5.2
ITMW-9	ITMW-9-20130424	4/24/2013	140	44	1.6 J
ITMW-9	ITMW-9-101713	10/17/2013	83	42	16
ITMW-9	ITMW-9-201403	3/8/2014	112	40.4	0.41 J
ITMW-9	ITMW-9-201405	5/14/2014	113	42.2	0.64 J
ITMW-9	DUP-6-201407	7/30/2014	143	43.9	0.54 J
ITMW-9	ITMW-9-201407	7/30/2014	141	44.4	0.53 J
ITMW-9	DUP-02-201410	10/15/2014	75.3	38.8	1.7 J
ITMW-9	ITMW-9-201410	10/15/2014	76.9	39.1	1.8 J
ITMW-9	DUP-02-201501	1/13/2015	89.4	39.1	1.4
ITMW-9	ITMW-9-201501	1/13/2015	89.6	39.1	1.4
ITMW-9	ITMW-9-201504	4/15/2015	100	35.4	< 0.50 U
ITMW-9	ITMW-9-201507	7/21/2015	142	35.5	0.40 J
ITMW-9	DUP-09-201510	10/7/2015	55.2	26.8	1.1
ITMW-9	ITMW-9-201510	10/7/2015	55.6	26.6	1.0
ITMW-9	DUP-04-201601	1/13/2016	91.3	34.1	1.1
ITMW-9	ITMW-9-201601	1/13/2016	92.4	35.3	1.1
ITMW-9	ITMW-9-201605	5/5/2016	97.3	31.6	0.48 J
ITMW-10	ITMW-10-19900101	1/1/1990	ND		ND
ITMW-10	ITMW-10-19961201	12/1/1996	4		ND
ITMW-10	ITMW-10-19990201	2/1/1999	25	13	ND
ITMW-10	ITMW-10-20000301	3/1/2000	23	17	ND
ITMW-10	ITMW-10-20000920	9/20/2000	18.1	15.9	< 10 U
ITMW-10	ITMW-10-20010328	3/28/2001	40	21	< 10 U
ITMW-10	ITMW-10-20010913	9/13/2001	29	28	< 10 U
ITMW-10	ITMW-10-20010913-FD	9/13/2001	30	27	< 10 U
ITMW-10	ITMW-10-20020910	9/10/2002	55	38	< 10 U
ITMW-10	ITMW-10-20030228	2/28/2003	57.6	50.9	< 10 U
ITMW-10	ITMW-10-20030716	7/16/2003	55.3	49.2	< 10 U
ITMW-10	ITMW-10-20030923	9/23/2003	65.9	56.5	< 10 U
ITMW-10	ITMW-10-20040414	4/14/2004	80	57.4	< 10 U
ITMW-10	ITMW-10-20040922	9/22/2004	59.6	50	< 10 U
ITMW-10	ITMW-10-20050406	4/6/2005	72.1	57.7	< 10 U
ITMW-10	ITMW-10-20050928	9/28/2005	57.6	41.6	< 10 U
ITMW-10	ITMW-10-20060314	3/14/2006	82	67.2	< 10 U
ITMW-10	ITMW-10-20061010	10/10/2006	88	54	5 J
ITMW-10	ITMW-10-20070417	4/17/2007	76	52.4	< 10 U
ITMW-10	ITMW-10-20070920	9/20/2007	67	48	5 J
ITMW-10	ITMW-10-20080428	4/28/2008	61 0	46 0	< 10 U
ITMW-10	ITMW-10-20081209	12/9/2008	78	50	< 5 U
ITMW-10	ITMW-10-20090427	4/27/2009	87	52	4.4 J
ITMW-10	ITMW-10-20091027	10/27/2009	110	50	4.2 J
ITMW-10	ITMW-10-20100511	5/11/2010	85	46	2.4 J
ITMW-10	ITMW-10-20110322	3/22/2011	92	42	2.7 J
ITMW-10	ITMW-10-20111025	10/25/2011	94	39	2.5 J
ITMW-10	ITMW-10-20121018	10/18/2012	100	37	2.5
ITMW-10	ITMW-10-101513	10/15/2013	100	32	3.1
ITMW-10	ITMW-10-201403	3/6/2014	166	32.3	1.2 J
ITMW-10	ITMW-10-201405	5/14/2014	184	32.4	1.4 J
ITMW-10	ITMW-10-201407	7/30/2014	273	38.3	1.8 J
ITMW-10	ITMW-10-201410	10/15/2014	243	32.3	1.7 J
ITMW-10	ITMW-10-201501	1/14/2015	403	38.9	1.4
ITMW-10	ITMW-10-201504	4/15/2015	258	34.8	0.98 J
ITMW-10	DUP-08-201504	4/16/2015	303	36.1	1.2
ITMW-10	DUP-01-201507	7/22/2015	501	36.7	1.5
ITMW-10	ITMW-10-201507	7/22/2015	504	36.2	1.3
ITMW-10	DUP-04-201510	10/7/2015	445	37.9	1.6
ITMW-10	ITMW-10-201510	10/7/2015	437	37.5	1.5
ITMW-10	DUP-01-201601	1/13/2016	735	45.5	1.7
ITMW-10	ITMW-10-201601	1/13/2016	761	44.4	1.6
ITMW-10	ITMW-10-201605	5/5/2016	743	36.6	1.1
ITMW-10	DUP-01-201605	5/5/2016	673	34.0	1.1
ITMW-11	ITMW-11-19900101	1/1/1990	19000		180
ITMW-11	ITMW-11-19901101	11/1/1990	4700		93
ITMW-11	ITMW-11-19910201	2/1/1991	3400		ND
ITMW-11	ITMW-11-19931101	11/1/1993	2300		43
ITMW-11	ITMW-11-19961201	12/1/1996	510		ND
ITMW-11	ITMW-11-19990201	2/1/1999	650	10	ND
ITMW-11	ITMW-11-20000301	3/1/2000	3370	206	ND

TABLE 7
HISTORICAL SUMMARY OF GROUNDWATER CONCENTRATIONS FOR TCE AND DAUGHTER-PRODUCTS
Whirlpool Facility - Fort Smith, Arkansas

Well ID	Sample Name	Date	Trichloroethene	cis-1,2-Dichloroethene	Vinyl Chloride
ITMW-11	ITMW-11-20000919	9/19/2000	8030	327	11.7
ITMW-11	ITMW-11-20010327	3/27/2001	7000	200	< 10 U
ITMW-11	ITMW-11-20010913	9/13/2001	6000	183	< 10 U
ITMW-11	ITMW-11-20011120	11/20/2001	< 5 U	< 5 U	< 10 U
ITMW-11	ITMW-11L-20020909	9/9/2002	7100	206	10
ITMW-11	ITMW-11T-20020909	9/9/2002	800	72	< 10 U
ITMW-11	ITMW-11-20030226	2/26/2003	4110	346	58.8
ITMW-11	ITMW-11-20030226-FD	2/26/2003	3630	306	60.7
ITMW-11	ITMW-11-20030924	9/24/2003	3990	269	11.8
ITMW-11	ITMW-11-20040413	4/13/2004	3160	240	37.8
ITMW-11	ITMW-11-20040921	9/21/2004	3450	204	< 10 U
ITMW-11	ITMW-11-20050407	4/7/2005	4210	282	66.7
ITMW-11	ITMW-11-20050929	9/29/2005	3910	199	18
ITMW-11	ITMW-11-20060316	3/16/2006	14600	1290	482
ITMW-11	ITMW-11-20060316-FD	3/16/2006	12800	1210	381
ITMW-11	ITMW-11-20061013	10/13/2006	8000	340	47
ITMW-11	ITMW-11-20070419	4/19/2007	3970	199	< 200 U
ITMW-11	ITMW-11-20070921	9/21/2007	7600	180	21
ITMW-11	ITMW-11-20080430	4/30/2008	4500 0	210 0	58 0
ITMW-11	ITMW-11-20081210	12/10/2008	5800	190	27
ITMW-11	ITMW-11-20090427	4/27/2009	2500	200	24
ITMW-11	ITMW-11-20100511-FD	5/11/2010	6200	290	28
ITMW-11	ITMW-11-20100511	5/11/2010	6200	290	45
ITMW-11	ITMW-11-20110323	3/23/2011	9700	520	130
ITMW-11	ITMW-11-20111026	10/26/2011	8800	310	16
ITMW-11	ITMW-11-20121019	10/19/2012	1400	34	2.4
ITMW-11	ITMW-11-101713	10/17/2013	180	8.7	2.9
ITMW-11	ITMW-11-201403	3/8/2014	2980	187 M1	22.5
ITMW-11	DUP-4-201405	5/15/2014	1470	107	4.9
ITMW-11	ITMW-11-201405	5/15/2014	1590	99.5	5.5
ITMW-11	ITMW-11-201407	7/31/2014	7380	156	6.9
ITMW-11	ITMW-11-201410	10/15/2014	2050	70.4	3.5
ITMW-11	ITMW-11-20141204	12/4/2014	1530	55.0	6.4
ITMW-11	ITMW-11-201501	1/15/2015	68.3	9.8	1.9
ITMW-11	ITMW-11-201504	4/15/2015	< 0.50 U	< 0.50 U	< 0.50 U
ITMW-11	ITMW-11-201507	7/22/2015	33.2	5.9	< 0.13 U
ITMW-11	ITMW-11-201510	10/7/2015	721	57.9	0.96 J
ITMW-11	DUP-03-201601	1/13/2016	2100	199	65.3
ITMW-11	ITMW-11-201601	1/13/2016	605	100	13.1
ITMW-11	ITMW-11-201605	5/5/2016	4630	173	11.2
ITMW-12	ITMW-12-19901101	11/1/1990	2400		140
ITMW-12	ITMW-12-19910201	2/1/1991	2100		ND
ITMW-12	ITMW-12-19931101	11/1/1993	2500		35
ITMW-12	ITMW-12-19961201	12/1/1996	1200		ND
ITMW-12	ITMW-12-19990201	2/1/1999	3100	480	34
ITMW-12	ITMW-12-20000301	3/1/2000	3110	320	19
ITMW-12	ITMW-12-20000919	9/19/2000	3350	180	12
ITMW-12	ITMW-12-20010327	3/27/2001	3900	200	20
ITMW-12	ITMW-12-20010913	9/13/2001	3100	159	< 10 U
ITMW-12	ITMW-12-20011120	11/20/2001	2400	300	20
ITMW-12	ITMW-12-20020911	9/11/2002	4200	300	< 10 U
ITMW-12	ITMW-12-20030226	2/26/2003	3460	287	< 10 U
ITMW-12	ITMW-12-20030226-FD	2/26/2003	3940	308	< 10 U
ITMW-12	ITMW-12-20030924	9/24/2003	2920	242	< 10 U
ITMW-12	ITMW-12-20040413	4/13/2004	2410	245	< 10 U
ITMW-12	ITMW-12-20040921	9/21/2004	1780	238	< 10 U
ITMW-12	ITMW-12-20050929	9/29/2005	2120	273	< 10 U
ITMW-12	ITMW-12-20061013	10/13/2006	3500	310	9 J
ITMW-12	ITMW-12-20070921	9/21/2007	2100	220	< 10 U
ITMW-12	ITMW-12-20081209	12/9/2008	1500	180	< 5 U
ITMW-12	ITMW-12-20111026	10/26/2011	1600	230	1.8 J
ITMW-12	ITMW-12-20121019	10/19/2012	2500	200	3.6
ITMW-12	ITMW-12-101713	10/17/2013	2300	190	3.2
ITMW-12	ITMW-12-20131017-FD	10/17/2013	2300	160	4.1
ITMW-12	ITMW-12-201403	3/8/2014	1910	148	3.4
ITMW-12	ITMW-12-201403-FD	3/8/2014	2400	207	3.4
ITMW-12	ITMW-12-201405	5/14/2014	2740	164	14.0
ITMW-12	ITMW-12-201407	7/31/2014	2710	173	13.6
ITMW-12	DUP-04-201410	10/15/2014	2950	192	3.7

TABLE 7
HISTORICAL SUMMARY OF GROUNDWATER CONCENTRATIONS FOR TCE AND DAUGHTER-PRODUCTS
Whirlpool Facility - Fort Smith, Arkansas

Well ID	Sample Name	Date	Trichloroethene	cis-1,2-Dichloroethene	Vinyl Chloride
ITMW-12	ITMW-12-201410	10/15/2014	2570	188	3.5
ITMW-12	ITMW-12-20141204	12/4/2014	468	51.1	0.88 J
ITMW-12	DUP-04-201501	1/15/2015	59.3	4.8	< 0.50 U
ITMW-12	ITMW-12-201501	1/15/2015	57.1	4.2	< 0.50 U
ITMW-12	ITMW-12-201504	4/15/2015	2260	149	< 0.13 U
ITMW-12	ITMW-12-201507	7/23/2015	652	46.2	0.58 J
ITMW-12	ITMW-12-201510	10/7/2015	314	34.6	0.42 J
ITMW-12	ITMW-12-201601	1/13/2016	465	70.5	< 0.13 U
ITMW-12	ITMW-12-201605	5/5/2016	675	78.9	< 0.13 U
ITMW-13	ITMW-13-19901101	11/1/1990	34		18
ITMW-13	ITMW-13-19910201	2/1/1991	32		35
ITMW-13	ITMW-13-19931101	11/1/1993			29
ITMW-13	ITMW-13-19961201	12/1/1996	36		36
ITMW-13	ITMW-13-19990201	2/1/1999	36	140	48
ITMW-13	ITMW-13-20000301	3/1/2000	37	121	53
ITMW-13	ITMW-13-20000919	9/19/2000	22.4	112	50.5
ITMW-13	ITMW-13-20010328	3/28/2001	44	92	40
ITMW-13	ITMW-13-20010913	9/13/2001	35	111	80
ITMW-13	ITMW-13L-20020909	9/9/2002	99	110	10
ITMW-13	ITMW-13T-20020909	9/9/2002	81	86	20
ITMW-13	ITMW-13-20030226	2/26/2003	70.2	85.5	< 10 U
ITMW-13	ITMW-13-20030924	9/24/2003	159	130	< 10 U
ITMW-13	ITMW-13-20040413	4/13/2004	48.4	87.2	< 10 U
ITMW-13	ITMW-13-20040921	9/21/2004	25.5	71.6	< 10 U
ITMW-13	ITMW-13-20050407	4/7/2005	71.8	103	< 10 U
ITMW-13	ITMW-13-20050930	9/30/2005	72.7	114	17.9
ITMW-13	ITMW-13-20060316	3/16/2006	141	187	< 10 U
ITMW-13	ITMW-13-20061014	10/14/2006	100	150	17
ITMW-13	ITMW-13-20070418	4/18/2007	83.1	78	4.3 J
ITMW-13	ITMW-13-20070920	9/20/2007	28	40	< 10 U
ITMW-13	ITMW-13-20080429	4/29/2008	69 0	72 0	< 10 U
ITMW-13	ITMW-13-20081210	12/10/2008	26	23	< 5 U
ITMW-13	ITMW-13-20090427	4/27/2009	79	78	< 5 U
ITMW-13	ITMW-13-20091027	10/27/2009	18	22	< 5 U
ITMW-13	ITMW-13-20100512	5/12/2010	97	72	< 5 U
ITMW-13	ITMW-13-20110323	3/23/2011	130	83	< 5 U
ITMW-13	ITMW-13-20111027-FD	10/27/2011	64	40	< 5 U
ITMW-13	ITMW-13-20111027	10/27/2011	65	41	< 5 U
ITMW-13	ITMW-13-20120419	4/19/2012	97	63	< 5 U
ITMW-13	ITMW-13-20121018	10/18/2012	400	260	1.0 J
ITMW-13	ITMW-13-20130425	4/25/2013	86	52	0.14 J
ITMW-13	ITMW-13-101613	10/16/2013	150	74	< 0.11 U
ITMW-13	ITMW-13-201403	3/8/2014	69.3	45.3	< 0.13 U
ITMW-13	ITMW-13-201405	5/14/2014	54.0	34.7	0.17 J
ITMW-13	ITMW-13-201407	7/30/2014	36.5	27.5	< 0.50 U
ITMW-13	ITMW-13-201410	10/15/2014	40.8	25.9	< 0.50 U
ITMW-13	ITMW-13-201501	1/14/2015	45.8	28.5	< 0.50 U
ITMW-13	ITMW-13-201504	4/15/2015	43.1	26.5	< 0.50 U
ITMW-13	DUP-03-201504	4/15/2015	47.7	26.7	< 0.50 U
ITMW-13	DUP-02-201507	7/22/2015	36.1	20.8	0.17 J
ITMW-13	ITMW-13-201507	7/22/2015	37.3	20.1	0.18 J
ITMW-13	DUP-01-201510	10/7/2015	25.5	17.6	0.18 J
ITMW-13	ITMW-13-201510	10/7/2015	29.9	17.8	0.20 J
ITMW-13	ITMW-13-201601	1/13/2016	47.6	26.7	0.17 J
ITMW-13	DUP-02-201601	1/13/2016	51.6	26.1	< 0.13 U
ITMW-13	ITMW-13-201605	5/5/2016	41.9	20.8	0.17 J
ITMW-14	ITMW-14-101613	10/16/2013	2.9 J	4.9 J	< 0.11 U
ITMW-14	ITMW-14-19901101	11/1/1990	ND		13
ITMW-14	ITMW-14-19910201	2/1/1991	ND		ND
ITMW-14	ITMW-14-19931101	11/1/1993	6		ND
ITMW-14	ITMW-14-19961201	12/1/1996	ND		ND
ITMW-14	ITMW-14-19990201	2/1/1999	ND	29	20
ITMW-14	ITMW-14-20000301	3/1/2000	ND	24	12
ITMW-14	ITMW-14-20000919	9/19/2000	< 5 U	13.6	< 10 U
ITMW-14	ITMW-14-20010327	3/27/2001	< 5 U	24	10
ITMW-14	ITMW-14-20010913	9/13/2001	< 5 U	5	< 10 U
ITMW-14	ITMW-14-20020911	9/11/2002	41	6	< 10 U
ITMW-14	ITMW-14-20030226	2/26/2003	< 5 U	< 5 U	< 10 U
ITMW-14	ITMW-14-20030924	9/24/2003	< 5 U	< 5 U	< 10 U

TABLE 7
HISTORICAL SUMMARY OF GROUNDWATER CONCENTRATIONS FOR TCE AND DAUGHTER-PRODUCTS
Whirlpool Facility - Fort Smith, Arkansas

Well ID	Sample Name	Date	Trichloroethene	cis-1,2-Dichloroethene	Vinyl Chloride
ITMW-14	ITMW-14-20040413	4/13/2004	< 5 U	< 5 U	< 10 U
ITMW-14	ITMW-14-20040921	9/21/2004	< 5 U	< 5 U	< 10 U
ITMW-14	ITMW-14-20050930	9/30/2005	< 5 U	< 5 U	< 10 U
ITMW-14	ITMW-14-20061014	10/14/2006	4 J	8	< 10 UJ
ITMW-14	ITMW-14-20070921	9/21/2007	5 J	9	< 10 U
ITMW-14	ITMW-14-20081210	12/10/2008	5.7	9.3	< 5 U
ITMW-14	ITMW-14-20101104	11/4/2010	110	14	< 5 U
ITMW-14	ITMW-14-20111027	10/27/2011	6.3	11	< 5 U
ITMW-14	ITMW-14-20120419	4/19/2012	7.6	16	< 5 U
ITMW-14	ITMW-14-20121019	10/19/2012	5.4	11	< 0.11 U
ITMW-14	ITMW-14-20130425	4/25/2013	6.8	14	< 0.11 U
ITMW-14	ITMW-14-201403	3/8/2014	6.1	11.9	< 0.13 U
ITMW-14	ITMW-14-201405	5/14/2014	5.3	11.3	< 0.13 U
ITMW-14	ITMW-14-201407	7/30/2014	4.0 J	9.2	< 0.50 U
ITMW-14	ITMW-14-201410	10/15/2014	4.1 J	9.4	< 0.50 U
ITMW-14	ITMW-14-201501	1/14/2015	4.9	11.5	< 0.50 U
ITMW-14	ITMW-14-201504	4/15/2015	5.0	10.7	< 0.50 U
ITMW-14	ITMW-14-201507	7/22/2015	4.3	9.6	< 0.13 U
ITMW-14	ITMW-14-201510	10/7/2015	4.6	9.8	< 0.13 U
ITMW-14	ITMW-14-201601	1/12/2016	4.3	10	< 0.13 U
ITMW-14	ITMW-14-201605	5/5/2016	3.9	8.6	< 0.13 U
ITMW-15	DUP-05-201410	10/16/2014	1660	66.4	1.8 J
ITMW-15	DUP-05-201501	1/15/2015	61.7	3.8	< 0.50 U
ITMW-15	DUP2-201405	5/14/2014	899	61.7	4.4
ITMW-15	DUP-4-201407	7/30/2014	1850	82.8	3.0
ITMW-15	ITMW-15-101613	10/16/2013	2800	170	14
ITMW-15	ITMW-15-19901101	11/1/1990	2500		55
ITMW-15	ITMW-15-19910201	2/1/1991	1700		ND
ITMW-15	ITMW-15-19910415	4/15/1991	2000		ND
ITMW-15	ITMW-15-19910419	4/19/1991	2100		ND
ITMW-15	ITMW-15-19910420	4/20/1991	2400		ND
ITMW-15	ITMW-15-19931101	11/1/1993	4300		10
ITMW-15	ITMW-15-19961201	12/1/1996	240		ND
ITMW-15	ITMW-15-19990201	2/1/1999	400	120	ND
ITMW-15	ITMW-15-20000301	3/1/2000	339	97	ND
ITMW-15	ITMW-15-20000919	9/19/2000	362	92.7	< 10 U
ITMW-15	ITMW-15-20000919-FD	9/19/2000	376	91	< 10 U
ITMW-15	ITMW-15-20010328	3/28/2001	290	57	< 10 U
ITMW-15	ITMW-15-20010913	9/13/2001	380	87	< 10 U
ITMW-15	ITMW-15-20010913-FD	9/13/2001	370	80	< 10 U
ITMW-15	ITMW-15-20011120	11/20/2001	157	30	< 10 U
ITMW-15	ITMW-15-20020911	9/11/2002	320	75	< 10 U
ITMW-15	ITMW-15-20030226	2/26/2003	301	98.7	< 10 U
ITMW-15	ITMW-15-20030925	9/25/2003	490	91.9	< 10 U
ITMW-15	ITMW-15-20040414	4/14/2004	334	126	< 10 U
ITMW-15	ITMW-15-20040921	9/21/2004	774	118	< 10 U
ITMW-15	ITMW-15-20050407	4/7/2005	685	133	< 10 U
ITMW-15	ITMW-15-20050929	9/29/2005	862	189	< 10 U
ITMW-15	ITMW-15-20060316	3/16/2006	908	183	12
ITMW-15	ITMW-15-20061013	10/13/2006	680	140	7 J
ITMW-15	ITMW-15-20070419	4/19/2007	591	110	8.5 J
ITMW-15	ITMW-15-20070921	9/21/2007	1000	190	27
ITMW-15	ITMW-15-20080429	4/29/2008	100 0	18 0	< 10 U
ITMW-15	ITMW-15-20081210	12/10/2008	1100	150	< 5 U
ITMW-15	ITMW-15-20090427	4/27/2009	2800	130	17
ITMW-15	ITMW-15-20100511	5/11/2010	2800	160	11
ITMW-15	ITMW-15-20111026	10/26/2011	1100	74	< 5 U
ITMW-15	ITMW-15-20121019	10/19/2012	240	14	1.1 J
ITMW-15	ITMW-15-201403	3/8/2014	1630	152	11.6
ITMW-15	ITMW-15-201405	5/14/2014	729	60.7	4.1
ITMW-15	ITMW-15-201407	7/30/2014	1820	82.5	3.1
ITMW-15	ITMW-15-201410	10/16/2014	1490	63.0	2.0
ITMW-15	ITMW-15-20141205	12/5/2014	63.0	< 0.50 U	< 0.50 U
ITMW-15	ITMW-15-201501	1/15/2015	56.5	2.9	< 0.50 U
ITMW-15	ITMW-15-201504	4/15/2015	101	7.5	< 0.50 U
ITMW-15	ITMW-15-201507	7/22/2015	110	22.4	1.3
ITMW-15	ITMW-15-201510	10/8/2015	38.9	2.4	< 0.13 U
ITMW-15	ITMW-15-201601	1/13/2016	797	67.0	4.9
ITMW-15	ITMW-15-201605	5/5/2016	659	48.8	5.8

TABLE 7
HISTORICAL SUMMARY OF GROUNDWATER CONCENTRATIONS FOR TCE AND DAUGHTER-PRODUCTS
Whirlpool Facility - Fort Smith, Arkansas

Well ID	Sample Name	Date	Trichloroethene	cis-1,2-Dichloroethene	Vinyl Chloride
ITMW-16	ITMW-16-19910201	2/1/1991	31		ND
ITMW-16	ITMW-16-19931101	11/1/1993	41		7
ITMW-16	ITMW-16-19961201	12/1/1996	ND		ND
ITMW-16	ITMW-16-19990201	2/1/1999	ND	ND	ND
ITMW-16	ITMW-16-20000301	3/1/2000	7	ND	ND
ITMW-16	ITMW-16-20000921	9/21/2000	< 5 U	< 5 U	< 10 U
ITMW-16	ITMW-16-20010326	3/26/2001	< 5 U	< 5 U	< 10 U
ITMW-16	ITMW-16-20010913	9/13/2001	< 5 U	< 5 U	< 10 U
ITMW-16	ITMW-16-20020911	9/11/2002	< 5 U	< 5 U	< 10 U
ITMW-16	ITMW-16-20030227	2/27/2003	< 5 U	< 5 U	< 10 U
ITMW-16	ITMW-16-20030925	9/25/2003	< 5 U	< 5 U	< 10 U
ITMW-16	ITMW-16-20040415	4/15/2004	< 5 U	< 5 U	< 10 U
ITMW-16	ITMW-16-20040923	9/23/2004	< 5 U	< 5 U	< 10 U
ITMW-16	ITMW-16-20050929	9/29/2005	< 5 U	< 5 U	< 10 U
ITMW-16	ITMW-16-20050929-FD	9/29/2005	< 5 U	< 5 U	< 10 U
ITMW-16	ITMW-16-20061014	10/14/2006	< 5 U	< 5 U	< 10 U
ITMW-16	ITMW-16-20070920	9/20/2007	< 5 U	< 5 U	< 10 U
ITMW-16	ITMW-16-20081210	12/10/2008	< 5 U	< 5 U	< 5 U
ITMW-16	ITMW-16-20101106	11/6/2010	17	< 5 U	< 5 U
ITMW-16	ITMW-16-20111027	10/27/2011	< 5 U	< 5 U	< 5 U
ITMW-16	ITMW-16-20120418	4/18/2012	< 5 U	< 5 U	< 5 U
ITMW-16	ITMW-16-20121018	10/18/2012	< 1.6 U	< 0.56 U	< 0.11 U
ITMW-16	ITMW-16-20130424	4/24/2013	< 1.6 U	< 0.56 U	< 0.11 U
ITMW-16	ITMW-16-101613	10/16/2013	< 1.6 U	< 0.56 U	< 0.11 U
ITMW-16	ITMW-16-201403	3/7/2014	0.30 J	< 0.080 U	< 0.13 U
ITMW-16	ITMW-16-201405	5/13/2014	< 0.17 U	< 0.080 U	< 0.13 U
ITMW-16	ITMW-16-201407	7/30/2014	< 0.50 U	< 0.50 U	< 0.50 U
ITMW-16	ITMW-16-201410	10/15/2014	< 0.50 U	< 0.50 U	< 0.50 U
ITMW-16	ITMW-16-201501	1/14/2015	< 0.50 U	< 0.50 U	< 0.50 U
ITMW-16	ITMW-16-201504	4/14/2015	< 0.50 U	< 0.50 U	< 0.50 U
ITMW-16	ITMW-16-201507	7/22/2015	< 0.17 U	< 0.080 U	< 0.13 U
ITMW-16	ITMW-16-201510	10/7/2015	< 0.17 U	< 0.080 U	< 0.13 U
ITMW-16	ITMW-16-201601	1/13/2016	< 0.17 U	< 0.080 U	< 0.13 U
ITMW-16	ITMW-16-201605	5/5/2016	< 0.17 U	< 0.080 U	< 0.13 U
ITMW-17	ITMW-17-19910201	2/1/1991	21000		ND
ITMW-17	ITMW-17-19910415	4/15/1991	21000		ND
ITMW-17	ITMW-17-19910424	4/24/1991	21000		ND
ITMW-17	ITMW-17-19931101	11/1/1993	18000		15
ITMW-17	ITMW-17-19961201	12/1/1996	9300		ND
ITMW-17	ITMW-17-19990201	2/1/1999	11000	240	ND
ITMW-17	ITMW-17-20000301	3/1/2000	6780	171	ND
ITMW-17	ITMW-17-20000919	9/19/2000	5500	180	< 10 U
ITMW-17	ITMW-17-20010105	1/5/2001	8310	179	< 10 U
ITMW-17	ITMW-17-20010328	3/28/2001	6700	134	< 10 U
ITMW-17	ITMW-17-20010913	9/13/2001	6300	158	< 10 U
ITMW-17	ITMW-17-20020911	9/11/2002	6500	153	< 10 U
ITMW-17	ITMW-17-20030226	2/26/2003	4380	134	< 10 U
ITMW-17	ITMW-17-20030925	9/25/2003	6090	136	< 10 U
ITMW-17	ITMW-17-20040414	4/14/2004	5050	184	< 10 U
ITMW-17	ITMW-17-20040414-FD	4/14/2004	4920	182	< 10 U
ITMW-17	ITMW-17-20040921	9/21/2004	5760	156	< 10 U
ITMW-17	ITMW-17-20050407	4/7/2005	5750	156	< 10 U
ITMW-17	ITMW-17-20050929	9/29/2005	5460	111	< 10 U
ITMW-17	ITMW-17-20060315	3/15/2006	15900	211 E	26.3
ITMW-17	ITMW-17-20061012	10/12/2006	19000	220	21
ITMW-17	ITMW-17-20070418	4/18/2007	13000	298	< 10 U
ITMW-17	ITMW-17-20070921	9/21/2007	11000	210	3 J
ITMW-17	ITMW-17-20080429	4/29/2008	6200 0	140 0	< 10 U
ITMW-17	ITMW-17-20081210	12/10/2008	5600	130	< 5 U
ITMW-17	ITMW-17-20090427	4/27/2009	5200	130	< 5 U
ITMW-17	ITMW-17-20100511	5/11/2010	4500	85	< 5 U
ITMW-17	ITMW-17-20101104	11/4/2010	5400	110	< 5 U
ITMW-17	ITMW-17-20110322	3/22/2011	5300	100	< 5 U
ITMW-17	ITMW-17-20111026	10/26/2011	4500	98	< 5 U
ITMW-17	ITMW-17-20120419	4/19/2012	4700	110	< 5 U
ITMW-17	ITMW-17-20121019	10/19/2012	3500	100	0.48 J
ITMW-17	ITMW-17-20130425	4/25/2013	5600	130	0.90 J
ITMW-17	ITMW-17-101713	10/17/2013	4800	79	< 0.11 U
ITMW-17	ITMW-17-201403	3/8/2014	3770	86.1	0.57 J

TABLE 7
HISTORICAL SUMMARY OF GROUNDWATER CONCENTRATIONS FOR TCE AND DAUGHTER-PRODUCTS
Whirlpool Facility - Fort Smith, Arkansas

Well ID	Sample Name	Date	Trichloroethene	cis-1,2-Dichloroethene	Vinyl Chloride
ITMW-17	ITMW-17-201403-FD	3/8/2014	4040	87.3	0.74 J
ITMW-17	DUP-3-201405	5/15/2014	3370	88.5	1.1 J
ITMW-17	ITMW-17-201405	5/15/2014	3630	82.9	1.3 J
ITMW-17	ITMW-17-201407	7/30/2014	2260	64.7	< 0.50 U
ITMW-17	ITMW-17-201410	10/16/2014	3510	70.5	3.2
ITMW-17	ITMW-17-20141205	12/5/2014	4630	210 J	7.7
ITMW-17	ITMW-17-201501	1/15/2015	3840	110	1.5
ITMW-17	ITMW-17-201504	4/15/2015	3920	142	< 0.13 U
ITMW-17	ITMW-17-201507	7/22/2015	5350	116	0.51 J
ITMW-17	ITMW-17-201510	10/8/2015	3970	77.2	2.5
ITMW-17	ITMW-17-201601	1/13/2016	2600	44.7	2.2
ITMW-17	ITMW-17-201605	5/5/2016	2720	77.7	< 6.5 U
ITMW-18	ITMW-18-19910201	2/1/1991	3700		ND
ITMW-18	ITMW-18-19931101	11/1/1993	4500		6
ITMW-18	ITMW-18-19961201	12/1/1996	1600		ND
ITMW-18	ITMW-18-19990201	2/1/1999	6300	480	ND
ITMW-18	ITMW-18-20000301	3/1/2000	3560	401	ND
ITMW-18	ITMW-18-20000919	9/19/2000	4080	409	< 10 U
ITMW-18	ITMW-18-20010327	3/27/2001	4000	400	< 10 U
ITMW-18	ITMW-18-20010327-FD	3/27/2001	4200	370	< 100 U
ITMW-18	ITMW-18-20010911	9/11/2001	4100	300	< 10 U
ITMW-18	ITMW-18-20020911	9/11/2002	6700	300	< 10 U
ITMW-18	ITMW-18-20030226	2/26/2003	5110	290	< 10 U
ITMW-18	ITMW-18-20030924	9/24/2003	7700	415	< 10 U
ITMW-18	ITMW-18-20040413	4/13/2004	7740	410	< 10 U
ITMW-18	ITMW-18-20040921	9/21/2004	7050	380	< 10 U
ITMW-18	ITMW-18-20050408	4/8/2005	7080	389	< 10 U
ITMW-18	ITMW-18-20050929	9/29/2005	4660	241	< 10 U
ITMW-18	ITMW-18-20060315	3/15/2006	5750	373	< 50 U
ITMW-18	ITMW-18-20061013	10/13/2006	6600	300	< 10 U
ITMW-18	ITMW-18-20070418	4/18/2007	15000	387	< 10 U
ITMW-18	ITMW-18-20070921	9/21/2007	8300	310	< 100 U
ITMW-18	ITMW-18-20080430	4/30/2008	9000 0	350 0	< 10 U
ITMW-18	ITMW-18-20081209	12/9/2008	7200	320	< 5 U
ITMW-18	ITMW-18-20090427	4/27/2009	7100	320	< 5 U
ITMW-18	ITMW-18-20091027	10/27/2009	7800	360	< 5 U
ITMW-18	ITMW-18-20100511	5/11/2010	11000	360	< 5 U
ITMW-18	ITMW-18-20111026	10/26/2011	8500	290	< 5 U
ITMW-18	ITMW-18-20120419	4/19/2012	9800	360	2.9 J
ITMW-18	ITMW-18-20121019	10/19/2012	7600	260	1.2 J
ITMW-18	ITMW-18-20130425	4/25/2013	7200	270	0.90 J
ITMW-18	ITMW-18-101713	10/17/2013	7000	280	0.64 J
ITMW-18	ITMW-18-201403	3/8/2014	9380	285	< 6.5 U
ITMW-18	ITMW-18-201403-FD	3/8/2014	8550	242 J	1.7 J
ITMW-18	DUP-5-201405	5/15/2014	2500	108	< 0.13 U
ITMW-18	ITMW-18-201405	5/15/2014	2940	101	< 0.13 U
ITMW-18	ITMW-18-201407	7/31/2014	5360	139	1.6 J
ITMW-18	ITMW-18-201410	10/15/2014	3540	68.5	< 0.50 U
ITMW-18	ITMW-18-20141204	12/4/2014	3690	74.3	< 0.50 U
ITMW-18	ITMW-18-201501	1/15/2015	488	26.5	< 0.50 U
ITMW-18	DUP-04-201504	4/16/2015	42.8	1.7	< 0.50 U
ITMW-18	ITMW-18-201504	4/16/2015	43.5	1.6	< 0.50 U
ITMW-18	DUP-07-201507	7/23/2015	24.7	0.81 J	< 0.13 U
ITMW-18	ITMW-18-201507	7/23/2015	22.9	0.69 J	< 0.13 U
ITMW-18	DUP-06-201510	10/8/2015	12.4	0.41 J	< 0.13 U
ITMW-18	ITMW-18-201510	10/8/2015	12.9	0.40 J	< 0.13 U
ITMW-18	ITMW-18-201601	1/13/2016	48.8	4.6	< 0.13 U
ITMW-18	ITMW-18-201605	5/5/2016	13.9	0.49 J	< 0.13 U
ITMW-19	ITMW-19-19910201	2/1/1991	9900		ND
ITMW-19	ITMW-19-19931101	11/1/1993	27000		7
ITMW-19	ITMW-19-19961201	12/1/1996	25000		ND
ITMW-19	ITMW-19-19990201	2/1/1999	33000	150	ND
ITMW-19	ITMW-19-20000301	3/1/2000	33100	128	ND
ITMW-19	ITMW-19-20000919	9/19/2000	35700	197	< 10 U
ITMW-19	ITMW-19-20010105	1/5/2001	34000	166	< 10 U
ITMW-19	ITMW-19-20010328	3/28/2001	38000	119	< 10 U
ITMW-19	ITMW-19-20010913	9/13/2001	19000	132	< 10 U
ITMW-19	ITMW-19-20020911	9/11/2002	27000	167	< 10 U
ITMW-19	ITMW-19-20030226	2/26/2003	16200	126	< 10 U

TABLE 7
HISTORICAL SUMMARY OF GROUNDWATER CONCENTRATIONS FOR TCE AND DAUGHTER-PRODUCTS
Whirlpool Facility - Fort Smith, Arkansas

Well ID	Sample Name	Date	Trichloroethene	cis-1,2-Dichloroethene	Vinyl Chloride
ITMW-19	ITMW-19-20030924	9/24/2003	27300	186	< 10 U
ITMW-19	ITMW-19-20040413	4/13/2004	19400	186	< 10 U
ITMW-19	ITMW-19-20040921	9/21/2004	20000	148	< 10 U
ITMW-19	ITMW-19-20050407	4/7/2005	18300	146	< 10 U
ITMW-19	ITMW-19-20050407-FD	4/7/2005	16200	145	< 10 U
ITMW-19	ITMW-19-20050929	9/29/2005	25700	144	< 10 U
ITMW-19	ITMW-19-20060315	3/15/2006	21300	177	< 100 U
ITMW-19	ITMW-19-20061012	10/12/2006	16000	150	2 J
ITMW-19	ITMW-19-20070418	4/18/2007	20000	131	< 10 U
ITMW-19	ITMW-19-20070921	9/21/2007	19000	110	< 200 U
ITMW-19	ITMW-19-20080429	4/29/2008	17000 0	98 0	< 100 U
ITMW-19	ITMW-19-20081210	12/10/2008	11000	93	< 5 U
ITMW-19	ITMW-19-20090427	4/27/2009	13000	100	< 5 U
ITMW-19	ITMW-19-20100511	5/11/2010	19000	130	< 5 U
ITMW-19	ITMW-19-20101104-FD	11/4/2010	19000	150	< 5 U
ITMW-19	ITMW-19-20101104	11/4/2010	18000	140	< 5 U
ITMW-19	ITMW-19-20110322	3/22/2011	16000	110	1 J
ITMW-19	ITMW-19-20111026	10/26/2011	17000	120	< 5 U
ITMW-19	ITMW-19-20120419-FD	4/19/2012	15000	110	< 5 U
ITMW-19	ITMW-19-20120419	4/19/2012	18000	110	< 5 U
ITMW-19	ITMW-19-20121019	10/19/2012	15000	110	0.89 J
ITMW-19	ITMW-19-20130425	4/25/2013	13000	110	0.57 J
ITMW-19	ITMW-19-101813	10/18/2013	16000	91 J	< 0.11 U
ITMW-19	ITMW-19-10182013-FD	10/18/2013	14000	100 J	< 0.11 U
ITMW-19	ITMW-19-201403	3/8/2014	8850	66.7	0.57 J
ITMW-19	ITMW-19-201403-FD	3/8/2014	8270	60.8 J	< 6.5 U
ITMW-19	DUP-6-201405	5/15/2014	15300 J	67.2	0.87 J
ITMW-19	ITMW-19-201405	5/15/2014	9780 J	65.8	0.85 J
ITMW-19	ITMW-19-201407	7/31/2014	13300	85.5	0.96 J
ITMW-19	ITMW-19-201410	10/16/2014	12800	76.7	1.9 J
ITMW-19	ITMW-19-20141205	12/5/2014	33.5	< 0.50 U	< 0.50 U
ITMW-19	ITMW-19-201501	1/15/2015	17.4	< 0.50 U	< 0.50 U
ITMW-19	ITMW-19-201504	4/15/2015	594	2.2	< 0.50 U
ITMW-19	ITMW-19-201507	7/23/2015	15.2	< 0.080 U	< 0.13 U
ITMW-19	ITMW-19-201510	10/8/2015	87.1	0.41 J	< 0.13 U
ITMW-19	ITMW-19-201601	1/13/2016	336	1.2	< 0.13 U
ITMW-19	ITMW-19-201605	5/5/2016	105	0.28 J	< 0.13 U
ITMW-20	ITMW-20-19910301	3/1/1991	ND		ND
ITMW-20	ITMW-20-19931101	11/1/1993	ND		ND
ITMW-20	ITMW-20-19961201	12/1/1996	290		ND
ITMW-20	ITMW-20-19970501	5/1/1997	ND	ND	ND
ITMW-20	ITMW-20-19990201	2/1/1999	ND	ND	ND
ITMW-20	ITMW-20-20000301	3/1/2000	ND	ND	ND
ITMW-20	MW-20-20000921-FS	9/21/2000	< 5 U	< 5 U	< 10 U
ITMW-20	MW-20-20010327-FS	3/27/2001	< 5 U	< 5 U	< 10 U
ITMW-20	MW-20-20010911-FS	9/11/2001	21	< 5 U	< 10 U
ITMW-20	ITMW-20-20020910	9/10/2002	< 5 U	< 5 U	< 10 U
ITMW-20	ITMW-20-20030227	2/27/2003	< 5 U	< 5 U	< 10 U
ITMW-20	ITMW-20-20030924	9/24/2003	< 5 U	< 5 U	< 10 U
ITMW-20	ITMW-20-20040414	4/14/2004	< 5 U	< 5 U	< 10 U
ITMW-20	ITMW-20-20040922	9/22/2004	< 5 U	< 5 U	< 10 U
ITMW-20	ITMW-20-20050929	9/29/2005	< 5 U	< 5 U	< 10 U
ITMW-20	ITMW-20-20061012	10/12/2006	< 5 U	< 5 U	< 10 U
ITMW-20	ITMW-20-20070919	9/19/2007	< 5 U	< 5 U	< 10 U
ITMW-20	ITMW-20-20081210	12/10/2008	< 5 U	< 5 U	< 5 U
ITMW-20	ITMW-20-20091029	10/29/2009	< 5 U	< 5 U	< 5 U
ITMW-20	ITMW-20-20100512	5/12/2010	< 5 U	< 5 U	< 5 U
ITMW-20	ITMW-20-20101105	11/5/2010	15	< 5 U	< 5 U
ITMW-20	ITMW-20-20111026-FD	10/26/2011	< 5 U	< 5 U	< 5 U
ITMW-20	ITMW-20-20111026	10/26/2011	< 5 U	< 5 U	< 5 U
ITMW-20	ITMW-20-20120418	4/18/2012	< 5 U	< 5 U	< 5 U
ITMW-20	ITMW-20-20121018	10/18/2012	< 1.6 U	< 0.56 U	< 0.11 U
ITMW-20	ITMW-20-20130423	4/23/2013	< 1.6 U	< 0.56 U	< 0.11 U
ITMW-20	ITMW-20-101413	10/14/2013	< 1.6 U	< 0.56 U	< 0.11 U
ITMW-20	ITMW-20-201403	3/5/2014	< 0.17 U	< 0.080 U	0.15 J
ITMW-20	ITMW-20-201405	5/12/2014	0.21 J	< 0.080 U	< 0.13 U
ITMW-20	ITMW-20-201407	7/30/2014	< 0.50 U	< 0.50 U	< 0.50 U
ITMW-20	ITMW-20-201410	10/15/2014	< 0.50 U	< 0.50 U	< 0.50 U
ITMW-20	ITMW-20-201501	1/12/2015	< 0.50 U	< 0.50 U	< 0.50

TABLE 7
HISTORICAL SUMMARY OF GROUNDWATER CONCENTRATIONS FOR TCE AND DAUGHTER-PRODUCTS
Whirlpool Facility - Fort Smith, Arkansas

Well ID	Sample Name	Date	Trichloroethene	cis-1,2-Dichloroethene	Vinyl Chloride
ITMW-20	ITMW-20-201504	4/13/2015	< 0.50 U	< 0.50 U	< 0.50
ITMW-20	ITMW-20-201507	7/22/2015	0.20 J	< 0.080 U	< 0.13 U
ITMW-20	ITMW-20-201510	10/7/2015	< 0.17 U	< 0.080 U	< 0.13 U
ITMW-20	ITMW-20-201601	1/12/2016	< 0.17 U	< 0.080 U	< 0.13 U
ITMW-20	ITMW-20-201605	5/2/2016	< 0.17	< 0.080 U	< 0.13 U
ITMW-21	ITMW-21-19910301	3/1/1991	21		ND
ITMW-21	ITMW-21-19931101	11/1/1993	37		ND
ITMW-21	ITMW-21-19961201	12/1/1996	150		ND
ITMW-21	ITMW-21-19990201	2/1/1999	190	ND	ND
ITMW-21	ITMW-21-20000301	3/1/2000	196	ND	ND
ITMW-21	ITMW-21-20000919	9/19/2000	192	< 5 U	< 10 U
ITMW-21	ITMW-21-20010328	3/28/2001	123	< 5 U	< 10 U
ITMW-21	ITMW-21-20010913	9/13/2001	116	< 5 U	< 10 U
ITMW-21	ITMW-21-20020910	9/10/2002	13	< 5 U	< 10 U
ITMW-21	ITMW-21-20030226	2/26/2003	39.5	< 5 U	< 10 U
ITMW-21	ITMW-21-20030923	9/23/2003	9.09	< 5 U	< 10 U
ITMW-21	ITMW-21-20040414	4/14/2004	52.9	< 5 U	< 10 U
ITMW-21	ITMW-21-20040922	9/22/2004	7.8	< 5 U	< 10 U
ITMW-21	ITMW-21-20050928	9/28/2005	6.45	< 5 U	< 10 U
ITMW-21	ITMW-21-20061012	10/12/2006	9	< 5 U	< 10 U
ITMW-21	ITMW-21-20070921	9/21/2007	10	< 5 U	< 10 U
ITMW-21	ITMW-21-20081209	12/9/2008	15	< 5 U	< 5 U
ITMW-21	ITMW-21-20091027	10/27/2009	14	< 5 U	< 5 U
ITMW-21	ITMW-21-20101104	11/4/2010	1100	4.4 J	< 5 U
ITMW-21	ITMW-21-20110322	3/22/2011	24	< 5 U	< 5 U
ITMW-21	ITMW-21-20111025	10/25/2011	11	< 5 U	< 5 U
ITMW-21	ITMW-21-20120417	4/17/2012	30	< 5 U	< 5 U
ITMW-21	ITMW-21-20121019	10/19/2012	7.7	< 0.56 U	< 0.11 U
ITMW-21	ITMW-21-20130424	4/24/2013	18	< 0.56 U	< 0.11 U
ITMW-21	ITMW-21-101513	10/15/2013	20	< 0.56 U	< 0.11 U
ITMW-21	ITMW-21-201403	3/6/2014	14.8	< 0.080 U	< 0.13 U
ITMW-21	ITMW-21-201405	5/14/2014	17.6	< 0.080 U	< 0.13 U
ITMW-21	DUP-3-201407	7/30/2014	9.3	< 0.50 U	< 0.50 U
ITMW-21	ITMW-21-201407	7/30/2014	9.4	< 0.50 U	< 0.50 U
ITMW-21	ITMW-21-201410	10/15/2014	6.0	< 0.50 U	< 0.50 U
ITMW-21	ITMW-21-201501	1/14/2015	10.8	< 0.50 U	< 0.50 U
ITMW-21	ITMW-21-201504	4/14/2015	12.7	< 0.50 U	< 0.50 U
ITMW-21	ITMW-21-201507	7/22/2015	7.6	0.20 J	< 0.13 U
ITMW-21	ITMW-21-201510	10/8/2015	7.2	0.29 J	< 0.13 U
ITMW-21	ITMW-21-201601	1/13/2016	9.8	0.27 J	< 0.13 U
ITMW-21	ITMW-21-201605	5/5/2016	11.1	0.30 J	< 0.13 U
IW-72	IW-72-20090116	1/16/2009	27	< 5 U	< 5 U
IW-72	IW-72-20090423	4/23/2009	40	< 5 U	< 5 U
IW-72	IW-72-20090508	5/8/2009	40	< 5 U	< 5 U
IW-72	IW-72-20110303-FS	3/3/2011	3.1 J	< 0.56 U	< 0.85 U
IW-72	IW-72-20110519-FS	5/19/2011	< 1.6 U	< 0.56 U	
IW-72	IW-72-20111024	10/24/2011	< 5 U	< 5 U	< 5 U
IW-72	IW-72-20120417	4/17/2012	3.8 J	< 5 U	< 5 U
IW-72	IW-72-20121019	10/19/2012	< 1.6 U	< 0.56 U	< 0.11 U
IW-72	IW-72-20130424	4/24/2013	< 1.6 U	< 0.56 U	< 0.11 U
IW-72	IW-72-101513	10/15/2013	< 1.6 U	< 0.56 U	< 0.11 U
IW-72	IW-72-201403	3/6/2014	< 0.17 U	< 0.080 U	< 0.13 U
IW-72	IW-72-201405	5/12/2014	< 0.17 U	< 0.080 U	< 0.13 U
IW-72	IW-72-201407	7/29/2014	< 0.50 U	< 0.50 U	< 0.50 U
IW-72	IW-72-201410	10/13/2014	< 0.50 U	< 0.50 U	< 0.50 U
IW-72	IW-72-201501	1/12/2015	< 0.50 U	< 0.50 U	< 0.50 U
IW-72	IW-72-201504	4/15/2015	< 0.50 U	< 0.50 U	< 0.50 U
IW-72	IW-72-201507	7/20/2015	0.48 J	< 0.080 U	< 0.13 U
IW-72	IW-72-201510	10/6/2015	0.74 J	< 0.080 U	< 0.13 U
IW-72	IW-72-201601	1/12/2016	1.4	< 0.080 U	< 0.13 U
IW-72	IW-72-201605	5/3/2016	1.8	< 0.080 U	< 0.13 U
IW-73	IW-73-20090423	4/23/2009	400	16	< 5 U
IW-73	IW-73-20110519-FS	5/19/2011	160	3.6 J	
IW-73	IW-73-20111025	10/25/2011	250	4.9 J	< 5 U
IW-73	IW-73-20120417	4/17/2012	180	5.8	< 5 U
IW-73	IW-73-20121020	10/20/2012	170	7.0	< 0.11 U
IW-73	IW-73-20130424	4/24/2013	200	6.5	< 0.11 U
IW-73	IW-73-20130424-FD	4/24/2013	180	6.4	< 0.11 U
IW-73	IW-73-101513	10/15/2013	140	47	6.3

TABLE 7
HISTORICAL SUMMARY OF GROUNDWATER CONCENTRATIONS FOR TCE AND DAUGHTER-PRODUCTS
Whirlpool Facility - Fort Smith, Arkansas

Well ID	Sample Name	Date	Trichloroethene	cis-1,2-Dichloroethene	Vinyl Chloride
IW-73	IW-73-201403	3/7/2014	183	20.9	4.6
IW-73	IW-73-201405	5/14/2014	31.9	0.81 J	< 0.13 U
IW-73	IW-73-201407	7/29/2014	138	24.3	26.1
IW-73	IW-73-201410	10/14/2014	8.5	0.84 J	1.1 J
IW-73	IW-73-201501	1/14/2015	70.8	6.3	4.1
IW-73	IW-73-201504	4/15/2015	96.8	6.8	1.6
IW-73	IW-73-201507	7/21/2015	143	9.0	1.5
IW-73	IW-73-201510	10/6/2015	154	7.8	0.59 J
IW-73	IW-73-201601	1/12/2016	103	4.3	0.24 J
IW-73	IW-73-201605	5/4/2016	125	4.9	0.35 J
IW-74	IW-74-20090423	4/23/2009	260	8.1	< 5 U
IW-74	IW-74-20110519-FS	5/19/2011	74	< 0.56 U	
IW-74	IW-74-20111025	10/25/2011	150	3.1 J	< 5 U
IW-74	IW-74-20120417	4/17/2012	130	2.4 J	< 5 U
IW-74	IW-74-20121020	10/20/2012	160	3.4 J	< 0.11 U
IW-74	IW-74-20130424	4/24/2013	160	4.8 J	< 0.11 U
IW-74	IW-74-101513	10/15/2013	190	5.7	< 0.11 U
IW-74	IW-74-201403	3/7/2014	135	4.3 J	1.5 J
IW-74	IW-74-201403-FD	3/7/2014	151	4.5 J	2.2
IW-74	IW-74-201405	5/14/2014	169	4.3 J	0.80 J
IW-74	IW-74-201407	7/29/2014	177	5.8	0.91 J
IW-74	DUP-01-201410	10/14/2014	143	3.3 J	< 0.50 U
IW-74	IW-74-201410	10/14/2014	144	3.3 J	< 0.50 U
IW-74	DUP-01-201501	1/14/2015	139	3.5	< 0.50 U
IW-74	IW-74-201501	1/14/2015	141	3.8	< 0.50 U
IW-74	DUP-05-201504	4/15/2015	153	4.8	< 0.50 U
IW-74	IW-74-201504	4/15/2015	147	5.0	< 0.50 U
IW-74	DUP-08-201507	7/21/2015	168	4.2	1.3
IW-74	IW-74-201507	7/21/2015	168	4.6	1.4
IW-74	DUP-10-201510	10/7/2015	122	3.8	0.33 J
IW-74	IW-74-201510	10/7/2015	121	3.8	0.36 J
IW-74	DUP-05-201601	1/12/2016	135	3.3	0.18 J
IW-74	IW-74-201601	1/12/2016	135	3.2	0.17 J
IW-74	IW-74-201605	5/4/2016	122	3.5	0.44 J
IW-74	DUP-07-201605	5/4/2016	108	3.2	0.42 J
IW-75	IW-75-20090116	1/16/2009	140	2.4 J	< 5 U
IW-75	IW-75-20111025	10/25/2011	< 5 U	< 5 U	< 5 U
IW-75	IW-75-20120417	4/17/2012	2.9 J	< 5 U	< 5 U
IW-75	IW-75-20121018	10/18/2012	< 1.6 U	< 0.56 U	< 0.11 U
IW-75	IW-75-101513	10/15/2013	< 1.6 U	< 0.56 U	< 0.11 U
IW-76	IW-76-20090423	4/23/2009	730	28	< 5 U
IW-76	IW-76-20090507	5/7/2009	460	28	< 5 U
IW-76	IW-76-20110304-FS	3/4/2011	380	11	< 0.85 U
IW-76	IW-76-20110523-FS	5/23/2011	460	12	
IW-76	IW-76-20111025	10/25/2011	130	2.2 J	< 5 U
IW-76	IW-76-20120417	4/17/2012	400	8.9	< 5 U
IW-76	IW-76-20121020	10/20/2012	610	16	< 0.11 U
IW-76	IW-76-20130424	4/24/2013	420	13	0.39 J
IW-76	IW-76-101513	10/15/2013	450	8.7	< 0.11 U
IW-76	IW-76-201403	3/8/2014	127	1.5 J	< 0.13 U
IW-76	IW-76-201405	5/14/2014	10.3	< 0.080 U	< 0.13 U
IW-76	IW-76-201407	7/29/2014	319	2.7 J	< 0.50
IW-76	IW-76-201410	10/15/2014	214	6.7	< 0.50 U
IW-76	IW-76-201501	1/14/2015	288	8.8	< 0.50 U
IW-76	IW-76-201504	4/15/2015	354	11.2	< 0.50 U
IW-76	IW-76-201507	7/21/2015	323	7.3	< 0.13 U
IW-76	IW-76-201510	10/6/2015	106	1.6	< 0.13 U
IW-76	IW-76-201601	1/12/2016	80.2 J	1.9	< 0.13 U
IW-76	IW-76-201605	5/4/2016	139 J	2.6	< 0.13 U
IW-77	IW-77-20090423	4/23/2009	570	20	< 5 U
IW-77	IW-77-20090507	5/7/2009	300	17	< 5 U
IW-77	IW-77-20090527	5/27/2009	250	13	< 5 U
IW-77	IW-77-20091028	10/28/2009	380	13	< 5 U
IW-77	IW-77-20091221-FS	12/21/2009	250	12	< 1.6 U
IW-77	IW-77-20100513	5/13/2010	260	11	< 5 U
IW-77	IW-77-20101105	11/5/2010	1400	41	< 5 U
IW-77	IW-77-20110304-FS	3/4/2011	430	14	< 0.85 U
IW-77	IW-77-20110523-FS	5/23/2011	440	15	
IW-77	IW-77-20111025	10/25/2011	1400	32	< 5 U

TABLE 7
HISTORICAL SUMMARY OF GROUNDWATER CONCENTRATIONS FOR TCE AND DAUGHTER-PRODUCTS
Whirlpool Facility - Fort Smith, Arkansas

Well ID	Sample Name	Date	Trichloroethene	cis-1,2-Dichloroethene	Vinyl Chloride
IW-77	IW-77-20120417-FD	4/17/2012	520	20	< 5 U
IW-77	IW-77-20120417	4/17/2012	510	23	< 5 U
IW-77	IW-77-20121019	10/19/2012	1000	32	0.65 J
IW-77	IW-77-20130424	4/24/2013	530	21	< 0.11 U
IW-77	IW-77-101613	10/16/2013	1000	39	1.6 J
IW-77	IW-77-20131016-FD	10/16/2013	990	39	0.49 J
IW-77	IW-77-201403	3/8/2014	546	24.4	0.22 J
IW-77	IW-77-201405	5/14/2014	1460	36.0	0.66 J
IW-77	20140709-GW-IW-77	7/9/2014	1200	21.1	< 0.50 U
IW-77	IW-77-201407	7/29/2014	1540	35.2	< 0.50 U
IW-77	IW-77-201410	10/15/2014	741	15.8	< 0.50 U
IW-77	IW-77-20141023	10/23/2014	554	11.9	< 0.50 U
IW-77	IW-77-201501	1/14/2015	201	4.8	< 0.50 U
IW-77	IW-77-201504	4/14/2015	153	2.9	< 0.50 U
IW-77	IW-77-201507	7/21/2015	130	2.4	< 0.13 U
IW-77	IW-77-201510	10/8/2015	24.3	0.54 J	< 0.13 U
IW-77	IW-77-201511	11/5/2015	95.1	1.1	< 0.13 U
IW-77	IW-77-201512	12/2/2015	87.8	1.3	< 0.13 U
IW-77	IW-77-201601	1/11/2016	95.3	1.3	< 0.13 U
IW-77	IW-77-201605	5/4/2016	101	1.7	< 0.13 U
IW-78	IW-78-20111025	10/25/2011	350	12	< 5 U
IW-78	IW-78-20120418	4/18/2012	120	2.3 J	< 5 U
IW-78	IW-78-20121020	10/20/2012	310	8.7	< 0.11 U
IW-78	IW-78-20130424	4/24/2013	7.0	< 0.56 U	< 0.11 U
IW-78	IW-78-101713	10/17/2013	190	4.6 J	< 0.11 U
IW-78	IW-78-201405	5/28/2014	255	6.2	< 0.13 U
IW-78	IW-78-201409	9/11/2014	39.6	1.2 J	< 0.50 U
IW-78	IW-78-201601	1/11/2016	1.5	< 0.080 U	< 0.13 U
IW-78	IW-78-201605	5/3/2016	1.3	< 0.080 U	< 0.13 U
IW-79	IW-79-20111025	10/25/2011	570	13	< 5 U
IW-79	IW-79-20120417	4/17/2012	430	2.1 J	< 5 U
IW-79	IW-79-20121020	10/20/2012	670	20	0.45 J
IW-79	IW-79-20121020-FD	10/20/2012	480	16	< 0.11 U
IW-79	IW-79-20130424	4/24/2013	420	9.0	< 0.11 U
IW-79	IW-79-101713	10/17/2013	440	12	< 0.11 U
IW-79	IW-79-201405	5/28/2014	426	6.9	< 0.13 U
IW-79	IW-79-201409	9/11/2014	105	1.8 J	< 0.50 U
IW-79	IW-79-201601	1/11/2016	70.0	1.4	< 0.13 U
IW-79	IW-79-201605	5/4/2016	55.0	1.0	< 0.13 U
IW-80	IW-80-20090423	4/23/2009	170	4 J	< 5 U
IW-80	IW-80-20090507	5/7/2009	69	< 5 U	< 5 U
IW-80	IW-80-20110519-FS	5/19/2011	27	< 0.56 U	
IW-80	IW-80-20111025	10/25/2011	9.7	< 5 U	< 5 U
IW-80	IW-80-20120417	4/17/2012	55	2.2 J	< 5 U
IW-80	IW-80-20121019	10/19/2012	48	< 0.56 U	< 0.11 U
IW-80	IW-80-20130424	4/24/2013	40	< 0.56 U	< 0.11 U
IW-80	IW-80-101713	10/17/2013	58	2.4 J	< 0.11 U
IW-80	IW-80-20131017-FD	10/17/2013	62	2.4 J	< 0.11 U
IW-80	IW-80-201403	3/8/2014	79.1 J	2.7 J	< 0.13 U
IW-80	IW-80-201405	5/13/2014	24.2	< 0.080 U	< 0.13 U
IW-80	IW-80-201407	7/30/2014	25.6	0.85 J	< 0.50 U
IW-80	IW-80-201410	10/14/2014	11.8	< 0.50 U	< 0.50 U
IW-80	IW-80-201501	1/13/2015	7.1	< 0.50 U	< 0.50 U
IW-80	IW-80-201504	4/14/2015	9.2	< 0.50 U	< 0.50 U
IW-80	IW-80-201507	7/21/2015	12.5	0.39 J	< 0.13 U
IW-80	IW-80-201510	10/6/2015	10.6	0.37 J	< 0.13 U
IW-80	IW-80-201511	11/5/2015	11.0	< 0.080 U	< 0.13 U
IW-80	IW-80-201512	12/2/2015	9.0	0.35 J	< 0.13 U
IW-80	IW-80-201601	1/7/2016	4.2	< 0.080 U	< 0.13 U
IW-80	IW-80-201605	5/3/2016	4.3	< 0.080 U	< 0.13 U
IW-101	IW-101-20140323	3/23/2014	314	7.5	0.21 J
IW-101	IW-101-20140430	4/30/2014	794	18.9	< 0.13 U
IW-101	IW-101-20140523	5/23/2014	509	11.2	< 0.13 U
IW-101	20140708-GW-IW-101	7/8/2014	150	4.5 J	< 0.50 U
IW-101	IW-101-201409	9/12/2014	139	3.4 J	< 0.50 U
IW-101	IW-101-201601	1/7/2016	42.9	1.1	< 0.13 U
IW-101	IW-101-201605	5/5/2016	20.3	0.54 J	< 0.13 U
IW-102	IW-102-20140323	3/23/2014	685	14.6	0.45 J
IW-102	IW-102-20140430	4/30/2014	239	5.4	< 0.13 U

TABLE 7
HISTORICAL SUMMARY OF GROUNDWATER CONCENTRATIONS FOR TCE AND DAUGHTER-PRODUCTS
Whirlpool Facility - Fort Smith, Arkansas

Well ID	Sample Name	Date	Trichloroethene	cis-1,2-Dichloroethene	Vinyl Chloride
IW-103	IW-103-20140323	3/23/2014	692	13.1	0.76 J
IW-103	IW-103-20140430	4/30/2014	729	22.8	0.83 J
IW-104	IW-104-20140323	3/23/2014	637	13.5	0.69 J
IW-104	IW-104-20140430	4/30/2014	527	12.6	< 0.13 U
IW-105	IW-105-20140323	3/23/2014	901	14.4	0.54 J
IW-105	IW-105-20140430	4/30/2014	185	4.9 J	< 0.13 U
IW-106	IW-106-20140323	3/23/2014	198	4.2 J	< 2 U
IW-106	IW-106-20140430	4/30/2014	163	6.8	< 0.13 U
IW-106	IW-106-20140523	5/23/2014	132	2.6 J	< 0.13 U
IW-107	IW-107-20140323	3/23/2014	198	4.3 J	0.14 J
IW-107	IW-107-20140430	4/30/2014	110	3.3 J	< 0.13 U
IW-108	IW-108-20140323	3/23/2014	1280	27.8	0.83 J
IW-108	IW-108-20140429	4/29/2014	72.1	4.1 J	< 0.13 U
IW-108	IW-108-20140523	5/23/2014	59.0	1.5 J	< 0.13 U
IW-109	IW-109-20140323	3/23/2014	362	7.4	0.23 J
IW-109	IW-109-20140429	4/29/2014	91.2	2.5 J	< 0.13 U
IW-109	IW-109-20140523	5/23/2014	110	1.9 J	< 0.13 U
IW-110	IW-110-20140323	3/23/2014	464	9.8	0.5 J
IW-110	IW-110	4/16/2014	397	9.4	0.17 J
IW-110	IW-110-20140430	4/30/2014	268	8.2	0.33 J
IW-111	IW-111-20140323	3/23/2014	704	14	0.63 J
IW-111	IW-111-20140429	4/29/2014	260	6.4	< 0.13 U
IW-112	IW-112-20140323	3/23/2014	219	4.9 J	0.23 J
IW-112	IW-112	4/16/2014	200	4.8 J	< 0.13 U
IW-112	IW-112-20140430	4/30/2014	104	3.8 J	< 0.13 U
IW-113	IW-113-20140324	3/24/2014	510	11.1	0.43 J
IW-113	IW-113	4/14/2014	435	8.7	< 0.13 U
IW-114	IW-114-20140324	3/24/2014	397	9.7	0.25 J
IW-114	IW-114	4/14/2014	336	8.1	< 0.13 U
IW-115	IW-115-20140324	3/24/2014	622	14	0.25 J
IW-115	IW-115-20140407	4/7/2014	455	9.1 J	< 1.3 U
IW-115	IW-115	4/14/2014	449	9.3	< 0.13 U
IW-115	IW-115-201405	5/28/2014	504	11.2	0.27 J
IW-115	20140709-GW-IW-115	7/9/2014	352	7.4	< 0.50 U
IW-115	IW-115-201409	9/11/2014	355	8.0	< 0.50 U
IW-115	IW-115-201601	1/11/2016	169	3.6	< 0.13 U
IW-115	IW-115-201605	5/4/2016	51.9	1.1	< 0.13 U
IW-116	IW-116-20140324	3/24/2014	486	10.9	0.33 J
IW-116	IW-116	4/15/2014	546	10.8	0.34 J
IW-117	IW-117-20140324	3/24/2014	384	9.1	0.23 J
IW-117	IW-117	4/15/2014	384	9.9	< 0.13 U
IW-118	IW-118-20140324	3/24/2014	496	11.6	0.34 J
IW-118	IW-118	4/15/2014	395	9.7	< 0.13 U
IW-118	IW-118-201405	5/28/2014	437	9.3	< 0.13 U
IW-119	IW-119-20140324	3/24/2014	524	11.5	0.33 J
IW-119	IW-119-20140407	4/7/2014	478	9.1 J	< 1.3 U
IW-119	IW-119	4/15/2014	509	11.3	< 0.13 U
IW-120	IW-120-20140324	3/24/2014	289	7.9	0.14 J
IW-120	IW-120	4/15/2014	390	10.2	< 0.13 U
IW-121	IW-121-20140324	3/24/2014	402	8.9 J	< 10 U
IW-121	IW-121	4/15/2014	445	11.7	< 0.13 U
IW-122	IW-122-20140324	3/24/2014	473	11.5	0.29 J
IW-122	IW-122	4/15/2014	384	10.0	< 0.13 U
IW-123	IW-123-20140324	3/24/2014	532	12.2	0.40 J
IW-123	IW-123-20140407	4/7/2014	539	8.8 J	< 1.3 U
IW-123	IW-123	4/15/2014	488	10.0	< 0.13 U
IW-124	IW-124-20140324	3/24/2014	455	6.8 J	< 10 U
IW-124	IW-124	4/15/2014	448	8.7	0.26 J
IW-125	IW-125-20140325	3/25/2014	2140	207	3.1
IW-125	IW-125-201405	5/29/2014	17.1	2.9 J	< 0.13 U
IW-125	IW-125-201409	9/11/2014	7.3	1.0 J	< 0.50 U
IW-126	IW-126-20140325	3/25/2014	2020	197	10.4
IW-126	IW-126-201405	5/29/2014	787	59.1	< 0.13 U
IW-127	IW-127-20140324	3/24/2014	3700	219 J	7.6
IW-127	IW-127-201405	5/29/2014	639	34.7	< 0.13 U
IW-127	IW-127-201409	9/11/2014	1020	38.5	2.6
IW-127	IW-127-20141204	12/4/2014	182	7.2	< 0.50 U

TABLE 7
HISTORICAL SUMMARY OF GROUNDWATER CONCENTRATIONS FOR TCE AND DAUGHTER-PRODUCTS
Whirlpool Facility - Fort Smith, Arkansas

Well ID	Sample Name	Date	Trichloroethene	cis-1,2-Dichloroethene	Vinyl Chloride
IW-128	IW-128-20140325	3/25/2014	2980	178	11.7
IW-128	IW-128-20140429	4/29/2014	1250	68.4	4.9
IW-128	IW-128-201405	5/29/2014	1190	62.7	< 0.13 U
IW-129	IW-129-20140325	3/25/2014	2540	192	< 0.13 U
IW-129	IW-129-201405	5/29/2014	25.8	1.8 J	< 0.13 U
IW-130	IW-130-20140323	3/23/2014	358	7.6 J	< 10 U
IW-130	IW-130-20140523	5/23/2014	75.5	0.78 J	< 0.13 U
IW-131	IW-131-20140324	3/24/2014	526	11.5	0.35 J
IW-131	IW-131-20140430	4/30/2014	318	8.5	0.31 J
IW-131	IW-131-201405	5/28/2014	443	8.8	0.30 J
IW-132	IW-132-20141023	10/23/2014	714	3.5 J	< 0.50 U
IW-135	IW-135-20141023	10/23/2014	3840	43.3	2.0
IW-141	IW-141-20141023	10/23/2014	368000	< 1000 U	82.6
IW-141	IW-141-20141205	12/5/2014	46300	232 E	31.0
IW-143	IW-143-20141023	10/23/2014	13100	44.8	2.5
IW-147	IW-147-20141023	10/23/2014	199000	1640 J	< 1000 U
IW-147	IW-147-20141205	12/5/2014	91600	1420 J	176
IW-152	IW-152-20141022	10/22/2014	17600	224 J	8.2
IW-152	IW-152-20141204	12/4/2014	< 0.50 U	< 0.50 U	< 0.50 U
IW-153	IW-153-20141023	10/23/2014	293	85.3	12.3
IW-153	IW-153-20141204	12/4/2014	1.6 J	< 0.50 U	< 0.50 U
IW-155	IW-155-20141023	10/23/2014	14600	36.4	5.8
IW-157	IW-157-20141023	10/23/2014	74200	712 J	195
IW-157	IW-157-20141205	12/5/2014	31700	391 E	66.8
IW-169	IW-169-20141022	10/22/2014	163	1.7 J	< 0.50 U
MW-22	MW-22-19961201	12/1/1996	ND		ND
MW-22	MW-22-19970501	5/1/1997	ND	5	ND
MW-22	MW-22-19990201	2/1/1999	ND	5	ND
MW-22	MW-22-20000301	3/1/2000	ND	ND	ND
MW-22	MW-22-20000919	9/19/2000	< 5 U	< 5 U	< 10 U
MW-22	MW-22-20010327	3/27/2001	< 5 U	< 5 U	< 10 U
MW-22	MW-22-20010913	9/13/2001	< 5 U	< 5 U	< 10 U
MW-22	MW-22-20020910	9/10/2002	9	< 5 U	< 10 U
MW-22	MW-22-20030227	2/27/2003	< 5 U	< 5 U	< 10 U
MW-22	MW-22-20030923	9/23/2003	< 5 U	< 5 U	< 10 U
MW-22	MW-22-20030923-FD	9/23/2003	< 5 U	< 5 U	< 10 U
MW-22	MW-22-20040413	4/13/2004	< 5 U	< 5 U	< 10 U
MW-22	MW-22-20040921	9/21/2004	< 5 U	< 5 U	< 10 U
MW-22	MW-22-20050930	9/30/2005	< 5 U	< 5 U	< 10 U
MW-22	MW-22-20061014	10/14/2006	< 5 U	< 5 U	< 10 UJ
MW-22	MW-22-20070920	9/20/2007	< 5 U	< 5 U	< 10 U
MW-22	MW-22-20081209	12/9/2008	< 5 U	< 5 U	< 5 U
MW-22	MW-22-20091027	10/27/2009	< 5 U	< 5 U	< 5 U
MW-22	MW-22-20101103	11/3/2010	< 5 U	< 5 U	< 5 U
MW-22	MW-22-20111027	10/27/2011	2.1 J	< 5 U	< 5 U
MW-22	MW-22-20120418	4/18/2012	< 5 U	< 5 U	< 5 U
MW-22	MW-22-20121017	10/17/2012	< 1.6 U	< 0.56 U	< 0.11 U
MW-22	MW-22-20130423	4/23/2013	< 1.6 U	< 0.56 U	< 0.11 U
MW-22	MW-22-101413	10/14/2013	< 1.6 U	< 0.56 U	< 0.11 U
MW-22	MW-22-201403	3/5/2014	< 0.17 U	< 0.080 U	< 0.13 U
MW-22	MW-22-201405	5/12/2014	< 0.17 U	< 0.080 U	< 0.13 U
MW-22	MW-22-201407	7/30/2014	< 0.50 U	< 0.50 U	< 0.50 U
MW-22	MW-22-201410	10/15/2014	< 0.50 U	< 0.50 U	< 0.50 U
MW-22	MW-22-201501	1/13/2015	< 0.50 U	< 0.50 U	< 0.50 U
MW-22	MW-22-201504	4/13/2015	< 0.50 U	< 0.50 U	< 0.50 U
MW-22	MW-22-201507	7/22/2015	< 0.17 U	< 0.080 U	< 0.13 U
MW-22	MW-22-201510	10/7/2015	< 0.17 U	< 0.080 U	< 0.13 U
MW-22	MW-22-201601	1/12/2016	< 0.17 U	< 0.080 U	< 0.13 U
MW-22	MW-22-201605	5/4/2016	< 0.17 U	< 0.080 U	< 0.13 U
MW-23	MW-23-19961201	12/1/1996	210		ND
MW-23	MW-23-19970501	5/1/1997	2400		ND
MW-23	MW-23-19990201	2/1/1999	350	10	ND
MW-23	MW-23-19990201-FD	2/1/1999	440	10	ND
MW-23	MW-23-20000301-FD	3/1/2000	147	ND	ND
MW-23	ITMW-23-20000921	9/21/2000	67	< 5 U	< 10 U
MW-23	ITMW-23-20010105	1/5/2001	137	< 5 U	< 10 U
MW-23	ITMW-23-20010326	3/26/2001	87	< 5 U	< 10 U
MW-23	ITMW-23-20010911	9/11/2001	23	< 5 U	< 10 U
MW-23	ITMW-23-20020911	9/11/2002	111	< 5 U	< 10 U

TABLE 7
HISTORICAL SUMMARY OF GROUNDWATER CONCENTRATIONS FOR TCE AND DAUGHTER-PRODUCTS
Whirlpool Facility - Fort Smith, Arkansas

Well ID	Sample Name	Date	Trichloroethene	cis-1,2-Dichloroethene	Vinyl Chloride
MW-23	MW-23-20020911-FD	9/11/2002	105	< 5 U	< 10 U
MW-23	ITMW-23-20030227	2/27/2003	54	< 5 U	< 10 U
MW-23	ITMW-23-20030925	9/25/2003	83.9	< 5 U	< 10 U
MW-23	ITMW-23-20040415	4/15/2004	70.3	< 5 U	< 10 U
MW-23	ITMW-23-20040922	9/22/2004	73.4	< 5 U	< 10 U
MW-23	ITMW-23-20050405	4/5/2005	55.5	< 5 U	< 10 U
MW-23	ITMW-23-20050929	9/29/2005	65.8	< 5 U	< 10 U
MW-23	ITMW-23-20060317	3/17/2006	47.1	< 5 U	< 10 U
MW-23	ITMW-23-20061014	10/14/2006	59	< 5 U	< 10 UJ
MW-23	ITMW-23-20070419	4/19/2007	39.9	9.79	< 10 U
MW-23	ITMW-23-20070919	9/19/2007	47	< 5 U	< 10 U
MW-23	ITMW-23-20080429	4/29/2008	29 0	< 5 U	< 10 U
MW-23	ITMW-23-20081210	12/10/2008	69	< 5 U	< 5 U
MW-23	ITMW-23-20090427	4/27/2009	32	< 5 U	< 5 U
MW-23	ITMW-23-20091029	10/29/2009	45	< 5 U	< 5 U
MW-23	MW-23-20100512-FD	5/12/2010	55	< 5 U	< 5 U
MW-23	ITMW-23-20100512	5/12/2010	52	< 5 U	< 5 U
MW-23	ITMW-23-20101105	11/5/2010	76	< 5 U	< 5 U
MW-23	ITMW-23-20110323	3/23/2011	46	< 5 U	< 5 U
MW-23	ITMW-23-20111027	10/27/2011	41	< 5 U	< 5 U
MW-23	ITMW-23-20120418	4/18/2012	36	< 5 U	< 5 U
MW-23	ITMW-23-20121019	10/19/2012	43	< 0.56 U	< 0.11 U
MW-23	ITMW-23-20130425	4/25/2013	20	< 0.56 U	< 0.11 U
MW-23	MW-23-101613	10/16/2013	54	< 0.56 U	< 0.11 U
MW-23	MW-23-20140522	5/22/2014	22.8	< 0.080 U	< 0.13 U
MW-23	20140708-GW-MW-23	7/8/2014	27.8	0.68 J	< 0.50 U
MW-23	MW-23-201409	9/12/2014	62.1	1.8 J	< 0.50 U
MW-23	MW-23-20141023	10/23/2014	189	3.5 J	< 0.50 U
MW-23	MW-23-201501	1/15/2015	115	2.2	< 0.50 U
MW-23	MW-23-201504	4/14/2015	57.5	1.1	< 0.50 U
MW-23	MW-23-201507	7/23/2015	37.8	0.95 J	< 0.13 U
MW-23	MW-23-201510	10/8/2015	0.65 J	< 0.080 U	< 0.13 U
MW-23	MW-23-201511	11/5/2015	0.40 J	< 0.080 U	< 0.13 U
MW-23	MW-23-201512	12/1/2015	< 0.17 U	< 0.080 U	< 0.13 U
MW-23	MW-23-201601	1/7/2016	0.48 J	< 0.080 U	< 0.13 U
MW-23	MW-23-201605	5/5/2016	0.90 J	< 0.080 U	< 0.13 U
MW-24	MW-24-19990201	2/1/1999	1400	49	ND
MW-24	MW-24-20000301	3/1/2000	403	25	ND
MW-24	MW-24-20000301-FD	3/1/2000	595	24	ND
MW-24	MW-24-20000921	9/21/2000	128	11	< 10 U
MW-24	MW-24-20010105	1/5/2001	247	12	< 10 U
MW-24	MW-24-20010326	3/26/2001	330	11	< 10 U
MW-24	MW-24-20010911	9/11/2001	124	6	< 10 U
MW-24	MW-24-20020911	9/11/2002	199	6	< 10 U
MW-24	MW-24-20030227	2/27/2003	253	7.01	< 10 U
MW-24	MW-24-20030925	9/25/2003	155	< 5 U	< 10 U
MW-24	MW-24-20040415	4/15/2004	181	5.12	< 10 U
MW-24	MW-24-20040923	9/23/2004	116	< 5 U	< 10 U
MW-24	MW-24-20050406	4/6/2005	152	6.04	< 10 U
MW-24	MW-24-20050929	9/29/2005	161	< 5 U	< 10 U
MW-24	MW-24-20060316	3/16/2006	347	7.57	< 10 U
MW-24	MW-24-20061014	10/14/2006	620	11	2 J
MW-24	MW-24-20070419	4/19/2007	196	11.6	< 10 U
MW-24	MW-24-20070920	9/20/2007	140	< 5 U	< 10 U
MW-24	MW-24-20070920-FD	9/20/2007	150	< 5 U	< 10 U
MW-24	MW-24-20080429	4/29/2008	150 0	3 J	< 10 U
MW-24	MW-24-20081210	12/10/2008	150	3.4 J	< 5 U
MW-24	MW-24-20081210-FD	12/10/2008	130	3.4 J	< 5 U
MW-24	MW-24-20090427	4/27/2009	120	< 5 U	< 5 U
MW-24	MW-24-20091029	10/29/2009	110	2.6 J	< 5 U
MW-24	MW-24-20100512	5/12/2010	150	4.3 J	< 5 U
MW-24	MW-24-20110323	3/23/2011	170	3.6 J	< 5 U
MW-24	MW-24-20111027	10/27/2011	170	1.9 J	< 5 U
MW-24	MW-24-20111027-FD	10/27/2011	170	1.4 J	< 5 U
MW-24	MW-24-20120418	4/18/2012	150	2.9 J	< 5 U
MW-24	MW-24-20121019	10/19/2012	190	3.7 J	< 0.11 U
MW-24	MW-24-20130425	4/25/2013	110	3.5 J	0.23 J
MW-24	MW-24-20140522	5/22/2014	79.7	1.2 J	< 0.13 U
MW-24	20140708-GW-MW-24	7/8/2014	102	1.4 J	< 0.50 U

TABLE 7
HISTORICAL SUMMARY OF GROUNDWATER CONCENTRATIONS FOR TCE AND DAUGHTER-PRODUCTS
Whirlpool Facility - Fort Smith, Arkansas

Well ID	Sample Name	Date	Trichloroethene	cis-1,2-Dichloroethene	Vinyl Chloride
MW-24	MW-24-201409	9/12/2014	55.7	0.66 J	< 0.50 U
MW-24	MW-24-20141023	10/23/2014	33.1	< 0.50 U	< 0.50 U
MW-24	MW-24-201501	1/15/2015	26.9	< 0.50 U	< 0.50 U
MW-24	MW-24-201504	4/16/2015	18.8	< 0.50 U	< 0.50 U
MW-24	MW-24-201507	7/23/2015	178	3.1	< 0.13 U
MW-24	MW-24-201510	10/8/2015	44.1	0.83 J	< 0.13 U
MW-24	MW-24-201511	11/5/2015	75.8	0.20 J	< 0.13 U
MW-24	MW-24-201512	12/2/2015	84.1	0.59 J	< 0.13 U
MW-24	MW-24-201601	1/7/2016	49.3	0.48 J	< 0.13 U
MW-24	MW-24-201605	5/4/2016	23.8 J	0.27 J	< 0.13 U
MW-25	MW-25-19990201	2/1/1999	29000	170	100
MW-25	MW-25-19990201-FD	2/1/1999	27000	180	110
MW-25	MW-25-19991201	12/1/1999	94500	ND	ND
MW-25	MW-25-20000301	3/1/2000	35900	245	63
MW-25	MW-25-20000921	9/21/2000	59000	300	50
MW-25	MW-25-20010328	3/28/2001	34000	117	60
MW-25	MW-25-20010913	9/13/2001	60000	300	< 200 U
MW-25	MW-25L-20020909	9/9/2002	157000	440	180
MW-25	MW-25T-20020909	9/9/2002	56000	370	200
MW-25	MW-25-20030226	2/26/2003	45900	557	75.7
MW-25	MW-25-20030717	7/17/2003	62200	621	243
MW-25	MW-25-20030924	9/24/2003	103000	775	< 500 U
MW-25	MW-25-20040414	4/14/2004	25600	255	31.8
MW-25	MW-25-20040921	9/21/2004	85200	819	422
MW-25	MW-25-20050407	4/7/2005	21100	353	61.1
MW-25	MW-25-20050928	9/28/2005	136000	837	< 500 U
MW-25	MW-25-20060315	3/15/2006	36300	774	< 200 U
MW-25	MW-25-20061012	10/12/2006	64000	1300	610
MW-25	MW-25-20061012-FD	10/12/2006	65000	1400	600
MW-25	MW-25-20070418	4/18/2007	19000	321	20
MW-25	MW-25-20070418-FD	4/18/2007	18000	319	20
MW-25	MW-25-20070921	9/21/2007	54000	1200	800
MW-25	MW-25-20070921-FD	9/21/2007	55000	1200	780
MW-25	MW-25-20080429	4/29/2008	23000 0	470 0	10 J
MW-25	MW-25-20080429-FD	4/29/2008	25000 0	510 0	10 J
MW-25	MW-25-20081210	12/10/2008	100000	1200	430
MW-25	MW-25-20090427	4/27/2009	36000	2100	140
MW-25	MW-25-20090427-FD	4/27/2009	39000	2000	190
MW-25	MW-25-20091027	10/27/2009	140000	1500	570
MW-25	MW-25-20100511	5/11/2010	81000	1400	11
MW-25	MW-25-20101104	11/4/2010	270000	1500	400
MW-25	MW-25-20110322	3/22/2011	57000	2400	34
MW-25	MW-25-20111026	10/26/2011	120000	2100	< 250 U
MW-25	MW-25-20120417	4/17/2012	18000	690	18
MW-25	MW-25-20121019	10/19/2012	56000	4200	1500
MW-25	MW-25-20121019-FD	10/19/2012	49000	3600	1500
MW-25	MW-25-20130425	4/25/2013	9100	330	7.9
MW-25	MW-25-20130425-FD	4/25/2013	9500	380	11
MW-25	MW-25-101813	10/18/2013	43000	2900	1300
MW-25	MW-25-201403	3/8/2014	14500	625	33.6 J
MW-25	MW-25-201405	5/15/2014	18500	600 J	30.3
MW-25	20140709-GW-MW-25	7/9/2014	49900	1750	< 0.50 U
MW-25	MW-25-201407	7/31/2014	71700	2310 J	< 500 U
MW-25	MW-25-201410	10/16/2014	42500	2870 J	540 J
MW-25	MW-25-20141024	10/24/2014	59800	2650 J	0.66 J
MW-25	MW-25-20141205	12/5/2014	2620 J	31.5	2.1
MW-25	MW-25-201501	1/15/2015	2510	126	1.6
MW-25	MW-25-201504	4/16/2015	4650	204	6.4
MW-25	MW-25-201507	7/23/2015	39800	580 J	66.4
MW-25	MW-25-201510	10/8/2015	68700	957 J	< 0.13 U
MW-25	MW-25-201601	1/13/2016	43400	608 J	55.0
MW-25	MW-25-201605	5/5/2016	53000	83.6	< 0.13 U
MW-26	MW-26-19990201	2/1/1999	360	150	ND
MW-26	MW-26-19990601	6/1/1999	ND	ND	ND
MW-26	MW-26-20000301	3/1/2000	ND	ND	ND
MW-26	MW-26-20000921	9/21/2000	< 5 U	< 5 U	< 10 U
MW-26	MW-26-20010326	3/26/2001	< 5 U	< 5 U	< 10 U
MW-26	MW-26-20010911	9/11/2001	< 5 U	< 5 U	< 10 U
MW-26	MW-26-20010911-FD	9/11/2001	< 5 U	< 5 U	< 10 U

TABLE 7
HISTORICAL SUMMARY OF GROUNDWATER CONCENTRATIONS FOR TCE AND DAUGHTER-PRODUCTS
Whirlpool Facility - Fort Smith, Arkansas

Well ID	Sample Name	Date	Trichloroethene	cis-1,2-Dichloroethene	Vinyl Chloride
MW-26	MW-26-20020910	9/10/2002	< 5 U	< 5 U	< 10 U
MW-26	MW-26-20030227	2/27/2003	< 5 U	< 5 U	< 10 U
MW-26	MW-26-20030924	9/24/2003	< 5 U	< 5 U	< 10 U
MW-26	MW-26-20040414	4/14/2004	< 5 U	< 5 U	< 10 U
MW-26	MW-26-20040922	9/22/2004	< 5 U	< 5 U	< 10 U
MW-26	MW-26-20050929	9/29/2005	< 5 U	< 5 U	< 10 U
MW-26	MW-26-20061012	10/12/2006	< 5 U	< 5 U	< 10 U
MW-26	MW-26-20070919	9/19/2007	< 5 U	< 5 U	< 10 U
MW-26	MW-26-20081210	12/10/2008	< 5 U	< 5 U	< 5 U
MW-26	MW-26-20091029	10/29/2009	< 5 U	< 5 U	< 5 U
MW-26	MW-26-20100512	5/12/2010	< 5 U	< 5 U	< 5 U
MW-26	MW-26-20101105	11/5/2010	22	< 5 U	< 5 U
MW-26	MW-26-20111026	10/26/2011	< 5 U	< 5 U	< 5 U
MW-26	MW-26-20120418	4/18/2012	< 5 U	< 5 U	< 5 U
MW-26	MW-26-20121018	10/18/2012	< 1.6 U	< 0.56 U	< 0.11 U
MW-26	MW-26-20130423	4/23/2013	< 1.6 U	< 0.56 U	< 0.11 U
MW-26	MW-26-101513	10/15/2013	< 1.6 U	< 0.56 U	< 0.11 U
MW-26	MW-26-201403	3/5/2014	< 0.17 U	< 0.080 U	< 0.13 U
MW-26	MW-26-201405	5/12/2014	0.25 J	< 0.080 U	< 0.13 U
MW-26	MW-26-201407	7/30/2014	< 0.50 U	< 0.50 U	< 0.50 U
MW-26	MW-26-201410	10/14/2014	< 0.50 U	< 0.50 U	< 0.50 U
MW-26	MW-26-201501	1/14/2015	< 0.50 U	< 0.50 U	< 0.50 U
MW-26	MW-26-201504	4/13/2015	< 0.50 U	< 0.50 U	< 0.50 U
MW-26	MW-26-201507	7/22/2015	0.18 J	< 0.080 U	< 0.13 U
MW-26	MW-26-201510	10/7/2015	< 0.17 U	< 0.080 U	< 0.13 U
MW-26	MW-26-201601	1/13/2016	< 0.17 U	< 0.080 U	< 0.13 U
MW-26	MW-26-201605	5/2/2016	< 0.17 U	< 0.080 U	< 0.13 U
MW-27	MW-27-19991201	12/1/1999	ND	ND	ND
MW-27	MW-27-19991207	12/7/1999	< 5 U	< 5 U	< 10 U
MW-27	MW-27-19991209	12/9/1999	< 5 U	< 5 U	< 10 U
MW-27	MW-27-20000301	3/1/2000	ND	ND	ND
MW-27	MW-27-20000921	9/21/2000	< 5 U	< 5 U	< 10 U
MW-27	MW-27-20010105	1/5/2001	< 5 U	< 5 U	< 10 U
MW-27	MW-27-20010105-FD	1/5/2001	5.55	< 5 U	< 10 U
MW-27	MW-27-20010326	3/26/2001	< 5 U	< 5 U	< 10 U
MW-27	MW-27-20010911	9/11/2001	< 5 U	< 5 U	< 10 U
MW-27	MW-27-20020911	9/11/2002	< 5 U	< 5 U	< 10 U
MW-27	MW-27-20020911-FD	9/11/2002	< 5 U	< 5 U	< 10 U
MW-27	MW-27-20030227	2/27/2003	< 5 U	< 5 U	< 10 U
MW-27	MW-27-20030925	9/25/2003	< 5 U	< 5 U	< 10 U
MW-27	MW-27-20040415	4/15/2004	< 5 U	< 5 U	< 10 U
MW-27	MW-27-20040922	9/22/2004	< 5 U	< 5 U	< 10 U
MW-27	MW-27-20050929	9/29/2005	< 5 U	< 5 U	< 10 U
MW-27	MW-27-20061014	10/14/2006	2 J	< 5 U	< 10 U
MW-27	MW-27-20070919	9/19/2007	< 5 U	< 5 U	< 10 U
MW-27	MW-27-20081210	12/10/2008	< 5 U	< 5 U	< 5 U
MW-27	MW-27-20100512	5/12/2010	3.1 J	< 5 U	< 5 U
MW-27	MW-27-20101105	11/5/2010	42	< 5 U	< 5 U
MW-27	MW-27-20111027	10/27/2011	< 5 U	< 5 U	< 5 U
MW-27	MW-27-20120418	4/18/2012	2.6 J	< 5 U	< 5 U
MW-27	MW-27-20121018	10/18/2012	< 1.6 U	< 0.56 U	< 0.11 U
MW-27	MW-27-20130424	4/24/2013	< 1.6 U	< 0.56 U	< 0.11 U
MW-27	MW-27-101513	10/15/2013	< 1.6 U	< 0.56 U	< 0.11 U
MW-27	MW-27-201403	3/7/2014	0.31 J	< 0.080 U	< 0.13 U
MW-27	MW-27-201405	5/13/2014	< 0.17 U	< 0.080 U	< 0.13 U
MW-27	MW-27-201407	7/30/2014	0.63 J	< 0.50 U	< 0.50 U
MW-27	MW-27-201410	10/14/2014	< 0.50 U	< 0.50 U	< 0.50 U
MW-27	MW-27-201501	1/14/2015	0.84 J	0.59 J	< 0.50 U
MW-27	MW-27-201504	4/13/2015	0.59 J	< 0.50 U	< 0.50 U
MW-27	MW-27-201507	7/22/2015	0.18 J	< 0.080 U	< 0.13 U
MW-27	MW-27-201510	10/7/2015	0.55 J	0.33 J	< 0.13 U
MW-27	MW-27-201601	1/12/2016	0.61 J	0.42 J	< 0.13 U
MW-27	MW-27-201605	5/4/2016	0.35 J	0.18 J	< 0.13 U
MW-28	MW-28-19991201	12/1/1999	ND	ND	ND
MW-28	MW-28-19991209	12/9/1999	< 5 U	< 5 U	< 10 U
MW-28	MW-28-19991209-FD	12/9/1999	< 5 U	< 5 U	< 10 U
MW-28	MW-28-20000301	3/1/2000	ND	ND	ND
MW-28	MW-28-20000921	9/21/2000	< 5 U	< 5 U	< 10 U
MW-28	MW-28-20010327	3/27/2001	< 5 U	< 5 U	< 10 U

TABLE 7
HISTORICAL SUMMARY OF GROUNDWATER CONCENTRATIONS FOR TCE AND DAUGHTER-PRODUCTS
Whirlpool Facility - Fort Smith, Arkansas

Well ID	Sample Name	Date	Trichloroethene	cis-1,2-Dichloroethene	Vinyl Chloride
MW-28	MW-28-20010327-FD	3/27/2001	< 5 U	< 5 U	< 10 U
MW-28	MW-28-20010911	9/11/2001	< 5 U	< 5 U	< 10 U
MW-28	MW-28-20020911	9/11/2002	< 5 U	< 5 U	< 10 U
MW-28	MW-28-20030227	2/27/2003	< 5 U	< 5 U	< 10 U
MW-28	MW-28-20030925	9/25/2003	< 5 U	< 5 U	< 10 U
MW-28	MW-28-20040415	4/15/2004	< 5 U	< 5 U	< 10 U
MW-28	MW-28-20040922	9/22/2004	< 5 U	< 5 U	< 10 U
MW-28	MW-28-20050930	9/30/2005	< 5 U	< 5 U	< 10 U
MW-28	MW-28-20061014	10/14/2006	< 5 U	< 5 U	< 10 UJ
MW-28	MW-28-20070919	9/19/2007	< 5 U	< 5 U	< 10 U
MW-28	MW-28-20081210	12/10/2008	< 5 U	< 5 U	< 5 U
MW-28	MW-28-20091029	10/29/2009	< 5 U	< 5 U	< 5 U
MW-28	MW-28-20100512	5/12/2010	2.6 J	< 5 U	< 5 U
MW-28	MW-28-20101105	11/5/2010	54	< 5 U	< 5 U
MW-28	MW-28-20110323	3/23/2011	1.6 J	< 5 U	< 5 U
MW-28	MW-28-20111027	10/27/2011	< 5 U	< 5 U	< 5 U
MW-28	MW-28-20120419	4/19/2012	< 5 U	< 5 U	< 5 U
MW-28	MW-28-20121017	10/17/2012	< 1.6 U	< 0.56 U	< 0.11 U
MW-28	MW-28-20130424	4/24/2013	< 1.6 U	< 0.56 U	< 0.11 U
MW-28	MW-28-101513	10/15/2013	< 1.6 U	< 0.56 U	< 0.11 U
MW-28	MW-28-201403	3/6/2014	< 0.17 U	< 0.080 U	< 0.13 U
MW-28	MW-28-201405	5/13/2014	0.30 J	< 0.080 U	< 0.13 U
MW-28	MW-28-201407	7/30/2014	< 0.50 U	< 0.50 U	< 0.50 U
MW-28	MW-28-201410	10/14/2014	< 0.50 U	< 0.50 U	< 0.50 U
MW-28	MW-28-201501	1/14/2015	< 0.50 U	< 0.50 U	< 0.50 U
MW-28	MW-28-201504	4/13/2015	< 0.50 U	< 0.50 U	< 0.50 U
MW-28	MW-28-201507	7/22/2015	< 0.17 U	< 0.080 U	< 0.13 U
MW-28	MW-28-201510	10/7/2015	< 0.17 U	< 0.080 U	< 0.13 U
MW-28	MW-28-201601	1/12/2016	< 0.17 U	< 0.080 U	< 0.13 U
MW-28	MW-28-201605	5/4/2016	< 0.17 U	< 0.080 U	< 0.13 U
MW-29	MW-29-19991201	12/1/1999	ND	ND	ND
MW-29	MW-29-19991209	12/9/1999	< 5 U	< 5 U	< 10 U
MW-29	MW-29-20000301	3/1/2000	ND	ND	ND
MW-29	MW-29-20000920	9/20/2000	< 5 U	< 5 U	< 10 U
MW-29	MW-29-20010327	3/27/2001	< 5 U	< 5 U	< 10 U
MW-29	MW-29-20010911	9/11/2001	< 5 U	< 5 U	< 10 U
MW-29	MW-29-20020910	9/10/2002	< 5 U	< 5 U	< 10 U
MW-29	MW-29-20030227	2/27/2003	< 5 U	< 5 U	< 10 U
MW-29	MW-29-20030924	9/24/2003	< 5 U	< 5 U	< 10 U
MW-29	MW-29-20040414	4/14/2004	< 5 U	< 5 U	< 10 U
MW-29	MW-29-20040922	9/22/2004	< 5 U	< 5 U	< 10 U
MW-29	MW-29-20050928	9/28/2005	< 5 U	< 5 U	< 10 U
MW-29	MW-29-20061012	10/12/2006	< 5 U	< 5 U	< 10 U
MW-29	MW-29-20070919	9/19/2007	< 5 U	< 5 U	< 10 U
MW-29	MW-29-20081210	12/10/2008	< 5 U	< 5 U	< 5 U
MW-29	MW-29-20081210-FD	12/10/2008	< 5 U	< 5 U	< 5 U
MW-29	MW-29-20091029	10/29/2009	< 5 U	< 5 U	< 5 U
MW-29	MW-29-20111025	10/25/2011	< 5 U	< 5 U	< 5 U
MW-29	MW-29-20120418	4/18/2012	< 5 U	< 5 U	< 5 U
MW-29	MW-29-20121018	10/18/2012	< 1.6 U	< 0.56 U	< 0.11 U
MW-29	MW-29-20130423	4/23/2013	< 1.6 U	< 0.56 U	< 0.11 U
MW-29	MW-29-101413	10/14/2013	< 1.6 U	< 0.56 U	< 0.11 U
MW-29	MW-29-201403	3/5/2014	0.52 J	< 0.080 U	< 0.13 U
MW-29	MW-29-201405	5/13/2014	0.18 J	< 0.080 U	< 0.13 U
MW-29	MW-29-201407	7/30/2014	< 0.50 U	< 0.50 U	< 0.50 U
MW-29	MW-29-201410	10/15/2014	< 0.50 U	< 0.50 U	< 0.50 U
MW-29	MW-29-201501	1/13/2015	< 0.50 U	< 0.50 U	< 0.50 U
MW-29	MW-29-201504	4/14/2015	< 0.50 U	< 0.50 U	< 0.50 U
MW-29	MW-29-201507	7/22/2015	< 0.17 U	< 0.080 U	< 0.13 U
MW-29	MW-29-201510	10/7/2015	< 0.17 U	< 0.080 U	< 0.13 U
MW-29	MW-29-201601	1/13/2016	< 0.17 U	< 0.080 U	< 0.13 U
MW-29	MW-29-201605	5/3/2016	< 0.17 U	< 0.080 U	< 0.13 U
MW-30	MW-30-19991201	12/1/1999	115	34	ND
MW-30	MW-30-19991209	12/9/1999	115	34	< 10 U
MW-30	MW-30-20000301	3/1/2000	86	25	ND
MW-30	MW-30-20000920	9/20/2000	102	25	< 10 U
MW-30	MW-30-20010327	3/27/2001	43	11	< 10 U
MW-30	MW-30-20010911	9/11/2001	63	18	< 10 U
MW-30	MW-30-20020910	9/10/2002	48	14	< 10 U

TABLE 7
HISTORICAL SUMMARY OF GROUNDWATER CONCENTRATIONS FOR TCE AND DAUGHTER-PRODUCTS
Whirlpool Facility - Fort Smith, Arkansas

Well ID	Sample Name	Date	Trichloroethene	cis-1,2-Dichloroethene	Vinyl Chloride
MW-30	MW-30-20030227	2/27/2003	60	20.3	< 10 U
MW-30	MW-30-20030924	9/24/2003	46.8	13.7	< 10 U
MW-30	MW-30-20040414	4/14/2004	36.6	11.8	< 10 U
MW-30	MW-30-20040922	9/22/2004	36.2	12.1	< 10 U
MW-30	MW-30-20050928	9/28/2005	59.6	15.6	< 10 U
MW-30	MW-30-20061012	10/12/2006	53	15	< 10 U
MW-30	MW-30-20070920	9/20/2007	39	11	< 10 U
MW-30	MW-30-20081210	12/10/2008	37	11	< 5 U
MW-30	MW-30-20101103	11/3/2010	50	15	< 5 U
MW-30	MW-30-20111026	10/26/2011	57	16	< 5 U
MW-30	MW-30-20120418	4/18/2012	150	32	< 5 U
MW-30	MW-30-20121018	10/18/2012	65	19	< 0.11 U
MW-30	MW-30-20130425	4/25/2013	49	18	0.49 J
MW-30	MW-30-101413	10/14/2013	40	16	< 0.11 U
MW-31	MW-31-20010105	1/5/2001	< 5 U	< 5 U	< 10 U
MW-31	MW-31-20010326	3/26/2001	< 5 U	< 5 U	< 10 U
MW-31	MW-31-20010913	9/13/2001	< 5 U	< 5 U	< 10 U
MW-31	MW-31-20020911	9/11/2002	< 5 U	< 5 U	< 10 U
MW-31	MW-31-20030228	2/28/2003	< 5 U	< 5 U	< 10 U
MW-31	MW-31-20030925	9/25/2003	< 5 U	< 5 U	< 10 U
MW-31	MW-31-20040415	4/15/2004	< 5 U	< 5 U	< 10 U
MW-31	MW-31-20040923	9/23/2004	< 5 U	< 5 U	< 10 U
MW-31	MW-31-20050405	4/5/2005	< 5 U	< 5 U	< 10 U
MW-31	MW-31-20050927	9/27/2005	< 5 U	< 5 U	< 10 U
MW-31	MW-31-20060315	3/15/2006	< 5 U	< 5 U	< 10 U
MW-31	MW-31-20061011	10/11/2006	3 J	< 5 U	< 10 U
MW-31	MW-31-20070419	4/19/2007	< 5 U	< 5 U	< 10 U
MW-31	MW-31-20070918	9/18/2007	< 5 U	< 5 U	< 10 U
MW-31	MW-31-20080430	4/30/2008	2 J	< 5 U	< 10 U
MW-31	MW-31-20081211	12/11/2008	< 5 U	< 5 U	< 5 U
MW-31	MW-31-20090425	4/25/2009	< 5 U	< 5 U	< 5 U
MW-31	MW-31-20100512	5/12/2010	< 5 U	< 5 U	< 5 U
MW-31	MW-31-20101107	11/7/2010	48	< 5 U	< 5 U
MW-31	MW-31-20110323	3/23/2011	< 5 U	< 5 U	< 5 U
MW-31	MW-31-20111026	10/26/2011	< 5 U	< 5 U	< 5 U
MW-31	MW-31-20121019	10/19/2012	< 1.6 U	< 0.56 U	< 0.11 U
MW-31	MW-31-101813	10/18/2013	< 1.6 U	< 0.56 U	< 0.11 U
MW-31	MW-31-201403	3/6/2014	< 0.17 U	< 0.080 U	< 0.13 U
MW-31	MW-31-201405	5/13/2014	< 0.17 U	< 0.080 U	< 0.13 U
MW-31	DUP-1-201407	7/30/2014	< 0.50 U	< 0.50 U	< 0.50 U
MW-31	MW-31-201407	7/30/2014	< 0.50 U	< 0.50 U	< 0.50 U
MW-31	MW-31-201410	10/14/2014	< 0.50 U	< 0.50 U	< 0.50 U
MW-31	MW-31-201501	1/12/2015	< 0.50 U	< 0.50 U	< 0.50 U
MW-31R	MW-31R-GW-20150119	1/19/2015	< 0.50 U	< 0.50 U	< 0.50 U
MW-31R	MW-31R-201504	4/14/2015	< 0.50 U	< 0.50 U	< 0.50 U
MW-31R	MW-31R-201507	7/21/2015	< 0.17 U	< 0.080 U	< 0.13 U
MW-31R	MW-31R-201510	10/6/2015	< 0.17 U	< 0.080 U	< 0.13 U
MW-31R	MW-31R-201601	1/12/2016	< 0.17 U	< 0.080 U	< 0.13 U
MW-31R	MW-31R-201604	4/18/2016	< 0.17 U	< 0.080 U	< 0.13 U
MW-32	MW-32-20010105	1/5/2001	108	< 5 U	< 10 U
MW-32	MW-32-20010327	3/27/2001	174	< 5 U	< 10 U
MW-32	MW-32-20010913	9/13/2001	95	< 5 U	< 10 U
MW-32	MW-32-20020911	9/11/2002	109	< 5 U	< 10 U
MW-32	MW-32-20030228	2/28/2003	133	< 5 U	< 10 U
MW-32	MW-32-20030925	9/25/2003	32.3	< 5 U	< 10 U
MW-32	MW-32-20040415	4/15/2004	76.9	< 5 U	< 10 U
MW-32	MW-32-20040923	9/23/2004	51.4	< 5 U	< 10 U
MW-32	MW-32-20050405	4/5/2005	158	< 5 U	< 10 U
MW-32	MW-32-20050927	9/27/2005	97.6	< 5 U	< 10 U
MW-32	MW-32-20060315	3/15/2006	111	< 5 U	< 10 U
MW-32	MW-32-20061012	10/12/2006	85	4 J	< 10 U
MW-32	MW-32-20070419	4/19/2007	66.3	10.1	< 10 U
MW-32	MW-32-20070918	9/18/2007	78	< 5 U	< 10 U
MW-32	MW-32-20080430	4/30/2008	70 0	2 J	< 10 U
MW-32	MW-32-20081211	12/11/2008	60	< 5 U	< 5 U
MW-32	MW-32-20090425	4/25/2009	47	< 5 U	< 5 U
MW-32	MW-32-20091028	10/28/2009	68	1.8 J	< 5 U
MW-32	MW-32-20100512	5/12/2010	58	< 5 U	< 5 U
MW-32	MW-32-20101106	11/6/2010	120	< 5 U	< 5 U

TABLE 7
HISTORICAL SUMMARY OF GROUNDWATER CONCENTRATIONS FOR TCE AND DAUGHTER-PRODUCTS
Whirlpool Facility - Fort Smith, Arkansas

Well ID	Sample Name	Date	Trichloroethene	cis-1,2-Dichloroethene	Vinyl Chloride
MW-32	MW-32-20110324	3/24/2011	66	1.4 J	< 5 U
MW-32	MW-32-20111026	10/26/2011	73	< 5 U	< 5 U
MW-32	MW-32-20121019	10/19/2012	61	1.2 J	< 0.11 U
MW-32	MW-32-101813	10/18/2013	48	1.4 J	< 0.11 U
MW-32	MW-32-201403	3/8/2014	36.8	1.1 J	< 0.13 U
MW-32	MW-32-201405	5/13/2014	33.1	0.19 J	< 0.13 U
MW-32	MW-32-201407	7/29/2014	37.2	1.0 J	< 0.50 U
MW-32	MW-32-201410	10/14/2014	29.7	0.80 J	< 0.50 U
MW-32	MW-32-201501	1/14/2015	20.2	0.55 J	< 0.50 U
MW-32R	MW-32R-GW-20150119	1/19/2015	12.9	< 0.50 U	< 0.50 U
MW-32R	MW-32R-201504	4/15/2015	11.2	< 0.50 U	< 0.50 U
MW-32R	MW-32R-201507	7/21/2015	7.4	0.29 J	< 0.13 U
MW-32R	MW-32R-201510	10/7/2015	8.2	0.37 J	< 0.13 U
MW-32R	MW-32R-201601	1/12/2016	13.1	0.45 J	< 0.13 U
MW-32R	MW-32R-201604	4/18/2016	8.8	< 0.080 U	< 0.13 U
MW-33	MW-33-20010105	1/5/2001	120	< 5 U	< 10 U
MW-33	MW-33-20010327	3/27/2001	260	7	< 10 U
MW-33	MW-33-20010913	9/13/2001	310	8	< 10 U
MW-33	MW-33-20020911	9/11/2002	450	8	< 10 U
MW-33	MW-33-20030228	2/28/2003	274	6.62	< 10 U
MW-33	MW-33-20030925	9/25/2003	198	5.95	< 10 U
MW-33	MW-33-20040415	4/15/2004	871	21.3	< 10 U
MW-33	MW-33-20040923	9/23/2004	798	15.3	< 10 U
MW-33	MW-33-20050405	4/5/2005	1430	24.5	< 10 U
MW-33	MW-33-20050927	9/27/2005	1030	15.2	< 10 U
MW-33	MW-33-20060315	3/15/2006	1610	20.5	< 10 U
MW-33	MW-33-20061012	10/12/2006	1300	19	< 10 U
MW-33	MW-33-20070419	4/19/2007	1430	9.2 J	< 50 U
MW-33	MW-33-20070918	9/18/2007	1700	25	< 10 U
MW-33	MW-33-20080430	4/30/2008	1100 0	16 0	< 10 U
MW-33	MW-33-20081211	12/11/2008	1200	18	< 5 U
MW-33	MW-33-20090425	4/25/2009	1200	19	< 5 U
MW-33	MW-33-20090527	5/27/2009	1000	19	< 5 U
MW-33	MW-33-20091028	10/28/2009	1200	20	< 5 U
MW-33	MW-33-20100512	5/12/2010	1100	21	< 5 U
MW-33	MW-33-20101106	11/6/2010	1200	17	< 5 U
MW-33	MW-33-20110304-FS	3/4/2011	500	14	< 0.85 U
MW-33	MW-33-20110523-FS	5/23/2011	1300	18	
MW-33	MW-33-20111026	10/26/2011	1000	16	< 5 U
MW-33	MW-33-20121019	10/19/2012	1300	18	0.56 J
MW-33	MW-33-101813	10/18/2013	1100	19	< 0.11 U
MW-33	MW-33-201403	3/8/2014	918	15.9	0.56 J
MW-33	MW-33-201405	5/14/2014	954	15.1	0.56 J
MW-33	MW-33-201407	7/29/2014	1600	20.8	0.59 J
MW-33	MW-33-201410	10/15/2014	1290	15.3	< 0.50 U
MW-33	MW-33-201501	1/14/2015	1080	13.9	< 0.50 U
MW-33R	MW-33R-GW-20150118	1/18/2015	799	9.9	< 0.50 U
MW-33R	DUP-01-201504	4/15/2015	624	10.5	< 0.50 U
MW-33R	MW-33R-201504	4/15/2015	570	12.2	0.37 J
MW-33R	DUP-04-201507	7/22/2015	447	6.1	< 0.13 U
MW-33R	MW-33R-201507	7/22/2015	488	6.8	< 0.13 U
MW-33R	DUP-05-201510	10/8/2015	460	6.3	0.28 J
MW-33R	MW-33R-201510	10/8/2015	562	6.1	0.31 J
MW-33R	MW-33R-201511	11/5/2015	752	8.0	0.39 J
MW-33R	MW-33R-201512	12/2/2015	675	6.5	0.30 J
MW-33R	MW-33R-201601	1/8/2016	724	7.6	< 0.13 U
MW-33R	MW-33R-201604	4/18/2016	776	6.7	0.23 J
MW-34	MW-34-20010328	3/28/2001	83	< 5 U	< 10 U
MW-34	MW-34-20010913	9/13/2001	61	< 5 U	< 10 U
MW-34	MW-34L-20020909	9/9/2002	84	< 5 U	< 10 U
MW-34	MW-34-20030228	2/28/2003	< 5 U	< 5 U	< 10 U
MW-34	MW-34-20030925	9/25/2003	28.4	< 5 U	< 10 U
MW-34	MW-34-20031114	11/14/2003	121	< 5 U	< 10 U
MW-34	MW-34-20040415	4/15/2004	119	< 5 U	< 10 U
MW-34	MW-34-20040923	9/23/2004	81.1	< 5 U	< 10 U
MW-34	MW-34-20041209	12/9/2004	93.3	< 5 U	< 10 U
MW-34	MW-34-20050405	4/5/2005	65.8	< 5 U	< 10 U
MW-34	MW-34-20050930	9/30/2005	83.7	< 5 U	< 10 U
MW-34	MW-34-20060314	3/14/2006	77.1	< 5 U	< 10 U

TABLE 7
HISTORICAL SUMMARY OF GROUNDWATER CONCENTRATIONS FOR TCE AND DAUGHTER-PRODUCTS
Whirlpool Facility - Fort Smith, Arkansas

Well ID	Sample Name	Date	Trichloroethene	cis-1,2-Dichloroethene	Vinyl Chloride
MW-34	MW-34-20061011	10/11/2006	63	4 J	< 10 U
MW-34	MW-34-20070418	4/18/2007	41	9.79	< 10 U
MW-34	MW-34-20070919	9/19/2007	61	< 5 U	< 10 U
MW-34	MW-34-20080430	4/30/2008	32 0	< 5 U	< 10 U
MW-34	MW-34-20081210	12/10/2008	53	< 5 U	< 5 U
MW-34	MW-34-20090424	4/24/2009	43	< 5 U	< 5 U
MW-34	MW-34-20090527	5/27/2009	12	< 5 U	< 5 U
MW-34	MW-34-20091028	10/28/2009	34	< 5 U	< 5 U
MW-34	MW-34-20100512	5/12/2010	38	< 5 U	< 5 U
MW-34	MW-34-20101107-FD	11/7/2010	70	< 5 U	< 5 U
MW-34	MW-34-20101107	11/7/2010	73	< 5 U	< 5 U
MW-34	MW-34-20110324-FD	3/24/2011	40	< 5 U	< 5 U
MW-34	MW-34-20110324	3/24/2011	42	< 5 U	< 5 U
MW-34	MW-34-20111026	10/26/2011	56	< 5 U	< 5 U
MW-34	MW-34-20121020	10/20/2012	90	1.6 J	< 0.11 U
MW-34	MW-34-101713	10/17/2013	43	0.90 J	< 0.11 U
MW-34	MW-34-201403	3/8/2014	28.7	0.61 J	< 0.13 U
MW-34	MW-34-201405	5/13/2014	19.9	< 0.080 U	< 0.13 U
MW-34	MW-34-201407	7/29/2014	78.2	1.7 J	< 0.50 U
MW-34	MW-34-201410	10/15/2014	47.7	0.96 J	< 0.50 U
MW-34	MW-34-201501	1/13/2015	22.0	< 0.50 U	< 0.50 U
MW-34	MW-34-201504	4/14/2015	13.8	< 0.50 U	< 0.50 U
MW-34R	MW-34R-201507	7/21/2015	3.5	< 0.080 U	< 0.13 U
MW-34R	MW-34R-201510	10/8/2015	4.5	0.16 J	< 0.13 U
MW-34R	MW-34R-201601	1/11/2016	2.6	0.30 J	< 0.13 U
MW-34R	MW-34R-201605	5/3/2016	2.5	0.56 J	< 0.13 U
MW-35R	MW-35R-20010328	3/28/2001	960	34	< 10 U
MW-35R	MW-35R-20010913	9/13/2001	1030	40	< 20 U
MW-35R	MW-35L-20020909	9/9/2002	900	31	< 10 U
MW-35R	MW-35R-20030228	2/28/2003	246	15.1	< 10 U
MW-35R	MW-35R-20030925	9/25/2003	297	19.8	< 10 U
MW-35R	MW-35R-20031114	11/14/2003	990	34.9	< 10 U
MW-35R	MW-35R-20040415	4/15/2004	1150	45.8	< 10 U
MW-35R	MW-35R-20040923	9/23/2004	685	28.4	< 10 U
MW-35R	MW-35R-20041209	12/9/2004	880	42	< 10 U
MW-35R	MW-35R-20050406	4/6/2005	886	35	< 10 U
MW-35R	MW-35R-20050930	9/30/2005	804	29.3	< 10 U
MW-35R	MW-35R-20060314	3/14/2006	858	24.2	< 10 U
MW-35R	MW-35R-20060406	4/6/2006	1540	52.5	< 10 U
MW-35R	MW-35R-20061011	10/11/2006	910	29	< 10 U
MW-35R	MW-35R-20070418	4/18/2007	900	27.6	< 10 U
MW-35R	MW-35R-20070919	9/19/2007	1100	28	< 10 U
MW-35R	MW-35R-20080430	4/30/2008	1100 0	33 0	< 10 U
MW-35R	MW-35R-20081211	12/11/2008	790	27	< 5 U
MW-35R	MW-35R-20090424	4/24/2009	1100	37	< 5 U
MW-35R	MW-35R-20090507	5/7/2009	< 5 U	< 5 U	< 5 U
MW-35R	MW-35R-20090527	5/27/2009	< 5 U	< 5 U	< 5 U
MW-35R	MW-35R-20101105	11/5/2010	240	9.9	< 5 U
MW-35R	MW-35R-20110304-FS	3/4/2011	180	8.4	< 0.85 U
MW-35R	MW-35R-20110523-FS	5/23/2011	260	13	
MW-35R	MW-35R-20111025	10/25/2011	280	12	< 5 U
MW-35R	MW-35R-20121020	10/20/2012	280	10	< 0.11 U
MW-35R	MW-35R-101713	10/17/2013	200	12	< 0.11 U
MW-35R	MW-35R-20131017-FD	10/17/2013	220	13	
MW-35R	MW-35R-201403	3/8/2014	345	14.9	< 0.13 U
MW-35R	MW-35R-201405	5/13/2014	183	6.1	< 0.13 U
MW-35R	MW-35R-201407	7/30/2014	64.7	2.8 J	< 0.50 U
MW-35R	MW-35R-201410	10/14/2014	79.2	2.6 J	< 0.50 U
MW-35R	MW-35R-201501	1/13/2015	10.9	< 0.50 U	< 0.50 U
MW-35R	MW-35R-201504	4/14/2015	39.5	1.3	< 0.50 U
MW-35R	MW-35R-201507	7/21/2015	33.7	1.0	< 0.13 U
MW-35R	MW-35R-201510	10/7/2015	15.4	0.58 J	< 0.13 U
MW-35R	MW-35R-201511	11/4/2015	23.6	0.36 J	< 0.13 U
MW-35R	MW-35R-201512	12/2/2015	0.89 J	< 0.080 U	< 0.13 U
MW-35R	MW-35R-201601	1/11/2016	13.2	0.34 J	< 0.13 U
MW-35R	MW-35R-201605	5/3/2016	19.3	0.49 J	< 0.13 U

TABLE 7
HISTORICAL SUMMARY OF GROUNDWATER CONCENTRATIONS FOR TCE AND DAUGHTER-PRODUCTS
Whirlpool Facility - Fort Smith, Arkansas

Well ID	Sample Name	Date	Trichloroethene	cis-1,2-Dichloroethene	Vinyl Chloride
MW-36	MW-36-20010328	3/28/2001	< 5 U	< 5 U	< 10 U
MW-36	MW-36-20010913	9/13/2001	< 5 U	< 5 U	< 10 U
MW-36	MW-36L-20020909	9/9/2002	< 5 U	< 5 U	< 10 U
MW-36	MW-36-20030228	2/28/2003	< 5 U	< 5 U	< 10 U
MW-36	MW-36-20030925	9/25/2003	< 5 U	< 5 U	< 10 U
MW-36	MW-36-20031114	11/14/2003	< 5 U	< 5 U	< 10 U
MW-36	MW-36-20040415	4/15/2004	< 5 U	< 5 U	< 10 U
MW-36	MW-36-20040923	9/23/2004	< 5 U	< 5 U	< 10 U
MW-36	MW-36-20050406	4/6/2005	< 5 U	< 5 U	< 10 U
MW-36	MW-36-20050930	9/30/2005	< 5 U	< 5 U	< 10 U
MW-36	MW-36-20060317	3/17/2006	< 5 U	< 5 U	< 10 U
MW-36	MW-36-20061011	10/11/2006	< 5 U	< 5 U	< 10 U
MW-36	MW-36-20070418	4/18/2007	< 5 U	< 5 U	< 10 U
MW-36	MW-36-20070920	9/20/2007	< 5 U	< 5 U	< 10 U
MW-36	MW-36-20080430	4/30/2008	< 5 U	< 5 U	< 10 U
MW-36	MW-36-20081211	12/11/2008	< 5 U	< 5 U	< 5 U
MW-36	MW-36-20090424	4/24/2009	< 5 U	< 5 U	< 5 U
MW-36	MW-36-20090507	5/7/2009	< 5 U	< 5 U	< 5 U
MW-36	MW-36-20090508	5/8/2009	< 5 U	< 5 U	< 5 U
MW-36	MW-36-20090528	5/28/2009	< 5 U	< 5 U	< 5 U
MW-36	MW-36-20091028	10/28/2009	< 5 U	< 5 U	< 5 U
MW-36	MW-36-20100512	5/12/2010	< 5 U	< 5 U	< 5 U
MW-36	MW-36-20101107	11/7/2010	9.9	< 5 U	< 5 U
MW-36	MW-36-20110324	3/24/2011	< 5 U	< 5 U	< 5 U
MW-36	MW-36-20111026	10/26/2011	< 5 U	< 5 U	< 5 U
MW-36	MW-36-20121019	10/19/2012	< 1.6 U	< 0.56 U	< 0.11 U
MW-36	MW-36-101713	10/17/2013	< 1.6 U	< 0.56 U	< 0.11 U
MW-36	MW-36-201403	3/6/2014	0.22 J	< 0.080 U	< 0.13 U
MW-36	MW-36-201405	5/13/2014	< 0.17 U	< 0.080 U	< 0.13 U
MW-36	MW-36-201407	7/29/2014	0.61 J	< 0.50 U	< 0.50 U
MW-36	MW-36-201410	10/14/2014	< 0.50 U	< 0.50 U	< 0.50 U
MW-36	MW-36-201501	1/12/2015	< 0.50 U	< 0.50 U	< 0.50 U
MW-36	MW-36-201504	4/14/2015	< 0.50 U	< 0.50 U	< 0.50 U
MW-36R	MW-36R-201507	7/20/2015	< 0.17 UJ	< 0.080 UJ	< 0.13 UJ
MW-36R	MW-36R-201510	10/6/2015	< 0.17 U	< 0.080 U	< 0.13 U
MW-36R	MW-36R-201601	1/11/2016	0.31 J	< 0.080 U	< 0.13 U
MW-36R	MW-36R-201605	5/3/2016	1.7	< 0.080 U	< 0.13 U
MW-37	MW-37-20010914	9/14/2001	5000	340	< 100 U
MW-37	MW-37-20011120	11/20/2001	< 5 U	< 5 U	< 10 U
MW-37	MW-37-20020911	9/11/2002	1400	10000	300
MW-37	MW-37-20030227	2/27/2003	4050	5660	2500
MW-37	MW-37-20030717	7/17/2003	2560	1710	316
MW-37	MW-37-20030924	9/24/2003	3700	7020	973
MW-37	MW-37-20040413	4/13/2004	5190	3160	1180
MW-37	MW-37-20040921	9/21/2004	5030	5650	1370
MW-37	MW-37-20050405	4/5/2005	5310	2360	1030 E
MW-37	MW-37-20050929	9/29/2005	6780	3210	910 E
MW-37	MW-37-20060316	3/16/2006	11200	5020	1730
MW-37	MW-37-20061013	10/13/2006	13000	5300	1200
MW-37	MW-37-20061013-FD	10/13/2006	13000	5000	1200
MW-37	MW-37-20070419	4/19/2007	9490	3010	780
MW-37	MW-37-20070921	9/21/2007	22000	9100	2800
MW-37	MW-37-20080430	4/30/2008	16000 0	3300 0	1800 0
MW-37	MW-37-20081210	12/10/2008	24000	6300	1800
MW-37	MW-37-20090427	4/27/2009	11000	3200	1200
MW-37	MW-37-20091027	10/27/2009	37000	7400	2200
MW-37	MW-37-20100511	5/11/2010	33000	7200	2400
MW-37	MW-37-20101104	11/4/2010	54000	10000	2200
MW-37	MW-37-20110322	3/22/2011	36000	6000	2300
MW-37	MW-37-20111026	10/26/2011	57000	9700	2500
MW-37	MW-37-20120418	4/18/2012	29000	5300	2100
MW-37	MW-37-20121019	10/19/2012	4800	1100	230
MW-37	MW-37-20130425	4/25/2013	1700	900	230
MW-37	MW-37-101713	10/17/2013	1100	1500	1300
MW-38	MW-38-20010914	9/14/2001	620	90	< 20 U
MW-38	MW-38-20050929	9/29/2005	< 5 U	98.9	2150
MW-38	MW-38-20061013	10/13/2006	26	130	2000 J
MW-38	MW-38-20081210	12/10/2008	44	110	1400
MW-38	MW-38-20111026	10/26/2011	580	870	1100

TABLE 7
HISTORICAL SUMMARY OF GROUNDWATER CONCENTRATIONS FOR TCE AND DAUGHTER-PRODUCTS
Whirlpool Facility - Fort Smith, Arkansas

Well ID	Sample Name	Date	Trichloroethene	cis-1,2-Dichloroethene	Vinyl Chloride
MW-38	MW-38-20121018	10/18/2012	1000	750	700
MW-38	MW-38-101613	10/16/2013	2300	1200	560
MW-38	MW-38-201403	3/8/2014	1790	535	68.4
MW-38	DUP1-201405	5/14/2014	2040	426 J	98.2
MW-38	MW-38-201405	5/14/2014	1650	428	97.9
MW-38	MW-38-201407	7/31/2014	1720	637	197
MW-38	DUP-06-201410	10/16/2014	6970	869	370
MW-38	MW-38-201410	10/16/2014	6750	781	321
MW-38	MW-38-20141204	12/4/2014	3190	697	193
MW-38	DUP-06-201501	1/15/2015	3910	1190	143
MW-38	MW-38-201501	1/15/2015	5440	1900	133
MW-38	MW-38-201504	4/16/2015	3060	2060	33.7
MW-38	MW-38-201507	7/23/2015	3420	1340	119
MW-38	MW-38-201510	10/8/2015	2740	1340	190
MW-38	MW-38-201601	1/13/2016	3680	1180	84.3
MW-38	MW-38-201605	5/5/2016	3040	950	18.1
MW-39	MW-39-20030718	7/18/2003	< 5 U	< 5 U	< 10 U
MW-39	MW-39-20030925	9/25/2003	< 5 U	< 5 U	< 10 U
MW-39	MW-39-20031114	11/14/2003	< 5 U	< 5 U	< 10 U
MW-39	MW-39-20040415	4/15/2004	< 5 U	< 5 U	< 10 U
MW-39	MW-39-20040923	9/23/2004	< 5 U	< 5 U	< 10 U
MW-39	MW-39-20050408	4/8/2005	< 5 U	< 5 U	< 10 U
MW-39	MW-39-20050930	9/30/2005	< 5 U	< 5 U	< 10 U
MW-39	MW-39-20060317	3/17/2006	< 5 U	< 5 U	< 10 U
MW-39	MW-39-20061011	10/11/2006	< 5 U	< 5 U	< 10 U
MW-39	MW-39-20070418	4/18/2007	< 5 U	< 5 U	< 10 U
MW-39	MW-39-20070919	9/19/2007	< 5 U	< 5 U	< 10 U
MW-39	MW-39-20080430	4/30/2008	< 5 U	< 5 U	< 10 U
MW-39	MW-39-20081209	12/9/2008	< 5 U	< 5 U	< 5 U
MW-39	MW-39-20090424	4/24/2009	< 5 U	< 5 U	< 5 U
MW-39	MW-39-20091027	10/27/2009	< 5 U	< 5 U	< 5 U
MW-39	MW-39-20100511	5/11/2010	< 5 U	< 5 U	< 5 U
MW-39	MW-39-20101107	11/7/2010	20	< 5 U	< 5 U
MW-39	MW-39-20110324	3/24/2011	< 5 U	< 5 U	< 5 U
MW-39	MW-39-20111026	10/26/2011	< 5 U	< 5 U	< 5 U
MW-39	MW-39-20121019	10/19/2012	< 1.6 U	< 0.56 U	< 0.11 U
MW-39	MW-39-101813	10/18/2013	< 1.6 U	< 0.56 U	< 0.11 U
MW-39	MW-39-201403	3/6/2014	< 0.17 U	< 0.080 U	< 0.13 U
MW-39	MW-39-201405	5/13/2014	0.23 J	< 0.080 U	< 0.13 U
MW-39	MW-39-201407	7/29/2014	0.79 J	< 0.50 U	< 0.50 U
MW-39	MW-39-201410	10/13/2014	< 0.50 U	< 0.50 U	< 0.50 U
MW-39	MW-39-201501	1/12/2015	< 0.50 U	< 0.50 U	< 0.50 U
MW-39	MW-39-201504	4/14/2015	< 0.50 U	< 0.50 U	< 0.50 U
MW-39R	MW-39R-201507	7/20/2015	< 0.17 UJ	< 0.080 UJ	< 0.13 UJ
MW-39R	MW-39R-201510	10/7/2015	< 0.17 U	< 0.080 U	< 0.13 U
MW-39R	MW-39R-201601	1/12/2016	< 0.17 U	< 0.080 U	< 0.13 U
MW-39R	MW-39R-201605	5/2/2016	< 0.17 U	< 0.080 U	< 0.13 U
MW-40	MW-40-20030718	7/18/2003	< 5 U	< 5 U	< 10 U
MW-40	MW-40-20030925	9/25/2003	< 5 U	< 5 U	< 10 U
MW-40	MW-40-20031114	11/14/2003	< 5 U	< 5 U	< 10 U
MW-40	MW-40-20031114-FD	11/14/2003	< 5 U	< 5 U	< 10 U
MW-40	MW-40-20040415	4/15/2004	< 5 U	< 5 U	< 10 U
MW-40	MW-40-20040923	9/23/2004	< 5 U	< 5 U	< 10 U
MW-40	MW-40-20050407	4/7/2005	< 5 U	< 5 U	< 10 U
MW-40	MW-40-20050929	9/29/2005	< 5 U	< 5 U	< 10 U
MW-40	MW-40-20060314	3/14/2006	< 5 U	< 5 U	< 10 U
MW-40	MW-40-20061010	10/10/2006	< 5 U	< 5 U	< 10 U
MW-40	MW-40-20070418	4/18/2007	< 5 U	< 5 U	< 10 U
MW-40	MW-40-20070918	9/18/2007	< 5 U	< 5 U	< 10 U
MW-40	MW-40-20080428	4/28/2008	< 5 U	< 5 U	< 10 U
MW-40	MW-40-20081211	12/11/2008	< 5 U	< 5 U	< 5 U
MW-40	MW-40-20090424	4/24/2009	< 5 U	< 5 U	< 5 U
MW-40	MW-40-20090527	5/27/2009	< 5 U	< 5 U	< 5 U
MW-40	MW-40-20091029	10/29/2009	< 5 U	< 5 U	< 5 U
MW-40	MW-40-20100512	5/12/2010	< 5 U	< 5 U	< 5 U
MW-40	MW-40-20101104	11/4/2010	< 5 U	< 5 U	< 5 U
MW-40	MW-40-20110323	3/23/2011	< 5 U	< 5 U	< 5 U
MW-40	MW-40-20111026	10/26/2011	< 5 U	< 5 U	< 5 U
MW-40	MW-40-20120418	4/18/2012	3.9 J	< 5 U	< 5 U

TABLE 7
HISTORICAL SUMMARY OF GROUNDWATER CONCENTRATIONS FOR TCE AND DAUGHTER-PRODUCTS
Whirlpool Facility - Fort Smith, Arkansas

Well ID	Sample Name	Date	Trichloroethene	cis-1,2-Dichloroethene	Vinyl Chloride
MW-40	MW-40-20121017	10/17/2012	< 1.6 U	< 0.56 U	< 0.11 U
MW-40	MW-40-20130423	4/23/2013	< 1.6 U	< 0.56 U	< 0.11 U
MW-40	MW-40-101513	10/15/2013	< 1.6 U	< 0.56 U	< 0.11 U
MW-40	MW-40-201403	3/6/2014	< 0.17 U	< 0.080 U	< 0.13 U
MW-40	MW-40-201405	5/12/2014	0.76 J	< 0.080 U	< 0.13 U
MW-40	MW-40-201407	7/29/2014	< 0.50 U	< 0.50 U	< 0.50 U
MW-40	MW-40-201410	10/13/2014	< 0.50 U	< 0.50 U	< 0.50 U
MW-40	MW-40-201501	1/12/2015	< 0.50 U	< 0.50 U	< 0.50 U
MW-40	MW-40-201504	4/14/2015	< 0.50 U	< 0.50 U	< 0.50 U
MW-40R	MW-40R-201507	7/20/2015	< 0.17 U	< 0.080 U	< 0.13 U
MW-40R	DUP-03-201510	10/6/2015	0.83 J	< 0.080 U	< 0.13 U
MW-40R	MW-40R-201510	10/6/2015	0.30 J	0.23 J	< 0.13 U
MW-40R	DUP-06-201601	1/12/2016	0.28 J	0.22 J	< 0.13 U
MW-40R	MW-40R-201601	1/12/2016	< 0.17 U	< 0.080 U	< 0.13 U
MW-40R	MW-40R-201605	5/2/2016	< 0.17 U	< 0.080 U	< 0.13 U
MW-41	MW-41-20030718	7/18/2003	972	50.6	< 10 U
MW-41	MW-41-20030718-FD	7/18/2003	964	45.5	< 10 U
MW-41	MW-41-20030925	9/25/2003	722	37.8	< 10 U
MW-41	MW-41-20031114	11/14/2003	331	205	< 10 U
MW-41	MW-41-20040415	4/15/2004	760	54.2	< 10 U
MW-41	MW-41-20040923	9/23/2004	1060	48	< 10 U
MW-41	MW-41-20050407	4/7/2005	1170	58	< 10 U
MW-41	MW-41-20050930	9/30/2005	1120	55.8	< 10 U
MW-41	MW-41-20060317	3/17/2006	917	52.5	< 10 U
MW-41	MW-41-20061013	10/13/2006	970	43	< 10 UJ
MW-41	MW-41-20070418	4/18/2007	900	30.1	< 10 U
MW-41	MW-41-20070920	9/20/2007	850	32	< 10 U
MW-41	MW-41-20080430	4/30/2008	730 0	31 0	< 10 U
MW-41	MW-41-20081211	12/11/2008	820	29	< 5 U
MW-41	MW-41-20090424	4/24/2009	660	25	< 5 U
MW-41	MW-41-20090507	5/7/2009	180	4.7 J	< 5 U
MW-41	MW-41-20090508	5/8/2009	180	4.7 J	< 5 U
MW-41	MW-41-20090527	5/27/2009	230	16	< 5 U
MW-41	MW-41-20091028	10/28/2009	180	4 J	< 5 U
MW-41	MW-41-20100513	5/13/2010	610	19	< 5 U
MW-41	MW-41-20101105	11/5/2010	930	31	< 5 U
MW-41	MW-41-20110304-FS	3/4/2011	120	20	< 0.85 U
MW-41	MW-41-20110523-FS	5/23/2011	370	15	
MW-41	MW-41-20111025	10/25/2011	420	18	< 5 U
MW-41	MW-41-20121020	10/20/2012	620	23	< 0.11 U
MW-41	MW-41-20121020-FD	10/20/2012	550	21	< 0.11 U
MW-41	MW-41-101613	10/16/2013	520	24	< 0.11 U
MW-41	MW-41-201403	3/7/2014	501	19.7	0.68 J
MW-41	MW-41-201405	5/14/2014	518	18.0	0.50 J
MW-41	DUP-2-201407	7/30/2014	511	19.1	< 0.50 U
MW-41	MW-41-201407	7/30/2014	480	19.7	< 0.50 U
MW-41	MW-41-201410	10/15/2014	491	16.9	< 0.50 U
MW-41	MW-41-201501	1/14/2015	425	15.6	< 0.50 U
MW-41	DUP-02-201504	4/15/2015	410	13.5	< 0.50
MW-41	MW-41-201504	4/15/2015	386	15.2	0.27 J
MW-41R	DUP-03-201507	7/21/2015	43.0	2.8	< 0.13 U
MW-41R	MW-41R-201507	7/21/2015	40.4	3.3	< 0.13 U
MW-41R	DUP-07-201510	10/6/2015	46.4	35.2	0.33 J
MW-41R	MW-41R-201510	10/6/2015	48.7	36.7	0.39 J
MW-41R	DUP-07-201601	1/12/2016	56.6	40.1	0.35 J
MW-41R	MW-41R-201601	1/12/2016	59.9	40.9	0.38 J
MW-41R	MW-41R-201605	5/3/2016	87.8	17.3	0.18 J
MW-41R	DUP-03-201605	5/3/2016	82.9	17.5	0.20 J
MW-42B	MW-42B-20031114	11/14/2003	481	21.1	< 10 U
MW-42B	MW-42B-20040415	4/15/2004	856	29.3	< 10 U
MW-42B	MW-42B-20040923	9/23/2004	400	19.8	< 10 U
MW-42B	MW-42B-20050405	4/5/2005	1310	32	< 10 U
MW-42B	MW-42B-20050927	9/27/2005	1470	27.3	< 10 U
MW-42B	MW-42B-20060315	3/15/2006	2270	37.2	< 10 U
MW-42B	MW-42B-20061010	10/10/2006	2000	35	2 J
MW-42B	MW-42B-20070417	4/17/2007	1600	36.8	< 10 U
MW-42B	MW-42B-20070918	9/18/2007	2100	39	4 J

TABLE 7
HISTORICAL SUMMARY OF GROUNDWATER CONCENTRATIONS FOR TCE AND DAUGHTER-PRODUCTS
Whirlpool Facility - Fort Smith, Arkansas

Well ID	Sample Name	Date	Trichloroethene	cis-1,2-Dichloroethene	Vinyl Chloride
MW-42B	MW-42B-20080429	4/29/2008	1600 0	33 0	3 J
MW-42B	MW-42B-20081209	12/9/2008	1100	30	< 5 U
MW-42B	MW-42B-20090425	4/25/2009	1500	35	< 5 U
MW-43	MW-43-20031114	11/14/2003	223	18.5	< 10 U
MW-43	MW-43-20040415	4/15/2004	510	12.1	< 10 U
MW-43	MW-43-20040923	9/23/2004	64.7	6.31	< 10 U
MW-43	MW-43-20050405	4/5/2005	304	11.9	< 10 U
MW-43	MW-43-20050927	9/27/2005	518	21.3	< 10 U
MW-43	MW-43-20060315	3/15/2006	1300	35	< 10 U
MW-43	MW-43-20061011	10/11/2006	920	30	< 10 U
MW-43	MW-43-20070417	4/17/2007	220	14.1	< 10 U
MW-43	MW-43-20070918	9/18/2007	350	13	< 10 U
MW-43	MW-43-20080428	4/28/2008	120 0	4 J	< 10 U
MW-43	MW-43-20081209	12/9/2008	150	5.3	< 5 U
MW-43	MW-43-20090425	4/25/2009	120	< 5 U	< 5 U
MW-43	MW-43-20090507	5/7/2009	180	6	< 5 U
MW-43	MW-43-20090508	5/8/2009	180	6	< 5 U
MW-46R	MW-46R-20031114	11/14/2003	39.9	< 5 U	< 10 U
MW-46R	MW-46R-20040415	4/15/2004	77.1	27.2	< 10 U
MW-46R	MW-46R-20040923	9/23/2004	142	21.2	< 10 U
MW-46R	MW-46R-20050406	4/6/2005	210	28.4	< 10 U
MW-46R	MW-46R-20050928	9/28/2005	222	15.6	< 10 U
MW-46R	MW-46R-20060316	3/16/2006	111	6.37	< 10 U
MW-46R	MW-46R-20060406	4/6/2006	300	< 5 U	< 10 U
MW-46R	MW-46R-20061011	10/11/2006	450	8	< 10 U
MW-46R	MW-46R-20070417	4/17/2007	440	12.5	< 10 U
MW-46R	MW-46R-20070918	9/18/2007	420	9	< 10 U
MW-46R	MW-46R-20080429	4/29/2008	430 0	8 0	< 10 U
MW-46R	MW-46R-20081209	12/9/2008	310	19	< 5 U
MW-46R	MW-46R-20090425	4/25/2009	460	11	< 5 U
MW-46R	MW-46R-20090527	5/27/2009	< 5 U	< 5 U	< 5 U
MW-46R	MW-46R-20091027	10/27/2009	390	12	< 5 U
MW-46R	MW-46R-20091221-FS	12/21/2009	410	10	< 1.6 U
MW-46R	MW-46R-20100511	5/11/2010	610	13	< 5 U
MW-46R	MW-46R-20101105	11/5/2010	650	12	< 5 U
MW-46R	MW-46R-20110307-FS	3/7/2011	670	14	< 0.85 U
MW-46R	MW-46R-20110322	3/22/2011	680	11	< 5 U
MW-46R	MW-46R-20110523-FS	5/23/2011	610	13	
MW-46R	MW-46R-20111026	10/26/2011	460	10	< 5 U
MW-46R	MW-46R-20120418	4/18/2012	680	14	< 5 U
MW-46R	MW-46R-20121020	10/20/2012	410	7.9	0.44 J
MW-46R	MW-46R-20130423	4/23/2013	470	7.6	0.91 J
MW-46R	MW-46R-101813	10/18/2013	410	11	< 0.11 U
MW-46R	MW-46R-201403	3/7/2014	469	12.8	0.46 J
MW-46R	MW-46R-201405	5/14/2014	471	12.8	0.76 J
MW-46R	MW-46R-201407	7/29/2014	472	13.7	0.64 J
MW-46R	DUP-03-201410	10/16/2014	373	25.2	< 0.50 U
MW-46R	MW-46R-201410	10/16/2014	410	24.6	< 0.50 U
MW-46R	DUP-03-201501	1/13/2015	428	12.0	0.90 J
MW-46R	MW-46R-201501	1/13/2015	452	11.6	0.71 J
MW-46R	DUP-07-201504	4/14/2015	482	13.9	0.51 J
MW-46R	MW-46R-201504	4/14/2015	220 J	13.8	0.47 J
MW-46R	DUP-05-201507	7/21/2015	444	10.3	0.40 J
MW-46R	MW-46R-201507	7/21/2015	460	11.2	0.37 J
MW-46R	MW-46R-201510	10/7/2015	371	10.2	0.43 J
MW-46R	MW-46R-201601	1/12/2016	432	10.9	0.56 J
MW-46R	MW-46R-201605	5/3/2016	445	12.6	0.40 J
MW-46R	DUP-10-201605	5/3/2016	461	11.1	0.52 J
MW-50	MW-50-20040415	4/15/2004	6.51	< 5 U	< 10 U
MW-50	MW-50-20040923	9/23/2004	< 5 U	< 5 U	< 10 U
MW-50	MW-50-20041210	12/10/2004	< 5 U	< 5 U	< 10 U
MW-50	MW-50-20050406	4/6/2005	< 5 U	< 5 U	< 10 U
MW-50	MW-50-20050928	9/28/2005	< 5 U	< 5 U	< 10 U
MW-50	MW-50-20060317	3/17/2006	< 5 U	< 5 U	< 10 U
MW-50	MW-50-20061012	10/12/2006	< 5 U	< 5 U	< 10 U
MW-50	MW-50-20070419	4/19/2007	< 5 U	< 5 U	< 10 U
MW-50	MW-50-20070919	9/19/2007	< 5 U	< 5 U	< 10 U
MW-50	MW-50-20080429	4/29/2008	< 5 U	< 5 U	< 10 U
MW-50	MW-50-20081210	12/10/2008	< 5 U	< 5 U	< 5 U

TABLE 7
HISTORICAL SUMMARY OF GROUNDWATER CONCENTRATIONS FOR TCE AND DAUGHTER-PRODUCTS
Whirlpool Facility - Fort Smith, Arkansas

Well ID	Sample Name	Date	Trichloroethene	cis-1,2-Dichloroethene	Vinyl Chloride
MW-50	MW-50-20090424	4/24/2009	< 5 U	< 5 U	< 5 U
MW-50	MW-50-20091027	10/27/2009	< 5 U	< 5 U	< 5 U
MW-50	MW-50-20100511	5/11/2010	< 5 U	< 5 U	< 5 U
MW-50	MW-50-20101105	11/5/2010	< 5 U	< 5 U	< 5 U
MW-50	MW-50-20110323	3/23/2011	< 5 U	< 5 U	< 5 U
MW-50	MW-50-20111025	10/25/2011	< 5 U	< 5 U	< 5 U
MW-50	MW-50-20121017	10/17/2012	< 1.6 U	< 0.56 U	< 0.11 U
MW-50	MW-50-101613	10/16/2013	1.6 J	< 0.56 U	< 0.11 U
MW-50	MW-50-201403	3/6/2014	< 0.17 U	< 0.080 U	< 0.13 U
MW-50	MW-50-201405	5/13/2014	< 0.17 U	< 0.080 U	< 0.13 U
MW-50	MW-50-201407	7/28/2014	< 0.50 U	< 0.50 U	< 0.50 U
MW-50	MW-50-201410	10/14/2014	< 0.50 U	< 0.50 U	< 0.50 U
MW-50	MW-50-201501	1/13/2015	< 0.50 U	< 0.50 U	< 0.50 U
MW-50	MW-50-201504	4/14/2015	< 0.50 U	< 0.50 U	< 0.50 U
MW-50R	MW-50R-201507	7/21/2015	0.22 J	< 0.080 U	< 0.13 U
MW-50R	MW-50R-201510	10/6/2015	0.35 J	< 0.080 U	< 0.13 U
MW-50R	MW-50R-201601	1/11/2016	0.42 J	< 0.080 U	< 0.13 U
MW-50R	MW-50R-201605	5/2/2016	0.46 J	< 0.080 U	< 0.13 U
MW-55	MW-55-20041209	12/9/2004	< 5 U	< 5 U	< 10 U
MW-55	MW-55-20050408	4/8/2005	< 5 U	< 5 U	< 10 U
MW-55	MW-55-20050928	9/28/2005	< 5 U	< 5 U	< 10 U
MW-55	MW-55-20060316	3/16/2006	< 5 U	< 5 U	< 10 U
MW-55	MW-55-20061013	10/13/2006	2 J	< 5 U	< 10 UJ
MW-55	MW-55-20070419	4/19/2007	2.6 J	< 5 U	< 10 U
MW-55	MW-55-20070919	9/19/2007	5 J	< 5 U	< 10 U
MW-55	MW-55-20080429	4/29/2008	< 5 U	< 5 U	< 10 U
MW-55	MW-55-20081210	12/10/2008	< 5 U	< 5 U	< 5 U
MW-55	MW-55-20090424	4/24/2009	< 5 U	< 5 U	< 5 U
MW-55	MW-55-20091027	10/27/2009	3.6 J	< 5 U	< 5 U
MW-55	MW-55-20100512	5/12/2010	4.2 J	< 5 U	< 5 U
MW-55	MW-55-20101106	11/6/2010	14	< 5 U	< 5 U
MW-55	MW-55-20110323	3/23/2011	5.5	< 5 U	< 5 U
MW-55	MW-55-20111025	10/25/2011	7	< 5 U	< 5 U
MW-55	MW-55-20121020	10/20/2012	9.2	< 0.56 U	< 0.11 U
MW-55	MW-55-101613	10/16/2013	13	< 0.56 U	< 0.11 U
MW-55R	MW-55R-201507	7/20/2015	8.2	0.42 J	0.13 J
MW-55R	MW-55R-201510	10/6/2015	4.4	0.53 J	0.14 J
MW-55R	MW-55R-201601	1/12/2016	0.26 J	< 0.080 U	< 0.13 U
MW-55R	MW-55R-201605	5/2/2016	2.1	< 0.080 U	< 0.13 U
MW-56	MW-56-20041210	12/10/2004	90.2	< 5 U	< 10 U
MW-56	MW-56-20050408	4/8/2005	88.2	< 5 U	< 10 U
MW-56	MW-56-20050928	9/28/2005	207	< 5 U	< 10 U
MW-56	MW-56-20060316	3/16/2006	8.7	< 5 U	< 10 U
MW-56	MW-56-20061014	10/14/2006	110	2 J	< 10 UJ
MW-56	MW-56-20070419	4/19/2007	< 5 U	< 5 U	< 10 U
MW-56	MW-56-20070919	9/19/2007	38	< 5 U	< 10 U
MW-56	MW-56-20080429	4/29/2008	4 J	< 5 U	< 10 U
MW-56	MW-56-20081210	12/10/2008	93	< 5 U	< 5 U
MW-56	MW-56-20090424	4/24/2009	14	< 5 U	< 5 U
MW-56	MW-56-20091027	10/27/2009	8.7	< 5 U	< 5 U
MW-56	MW-56-20100512	5/12/2010	230	6.4	< 5 U
MW-56	MW-56-20110323	3/23/2011	71	2.6 J	< 5 U
MW-56	MW-56-20111025	10/25/2011	150	11	1.9 J
MW-56	MW-56-20121020	10/20/2012	470	11	< 0.11 U
MW-56	MW-56-101713	10/17/2013	590	17	< 0.11 U
MW-56	MW-56-201403	3/7/2014	618	15.3	0.15 J
MW-56	MW-56-201405	6/11/2014	307	17.6	0.16 J
MW-56	MW-56-201407	7/29/2014	516	19.3	< 0.50 U
MW-56	MW-56-201410	10/15/2014	408	12.1	< 0.50 U
MW-56	MW-56-201501	1/13/2015	326	10	< 0.50 U
MW-56	MW-56-201504	4/16/2015	495	8.2	< 0.13 U
MW-56R	MW-56R-201507	7/20/2015	156	8.0	0.31 J
MW-56R	MW-56R-201510	10/6/2015	278	18.1	0.42 J
MW-56R	MW-56R-201601	1/11/2016	408	19.2	0.32 J
MW-56R	MW-56R-201605	5/3/2016	734	19.7	0.52 J
MW-57	MW-57-20041210	12/10/2004	207	6.72	< 10 U
MW-57	MW-57-20050408	4/8/2005	282	6.83	< 10 U
MW-57	MW-57-20050928	9/28/2005	96	< 5 U	< 10 U
MW-57	MW-57-20060316	3/16/2006	254	7.56	< 10 U

TABLE 7
HISTORICAL SUMMARY OF GROUNDWATER CONCENTRATIONS FOR TCE AND DAUGHTER-PRODUCTS
Whirlpool Facility - Fort Smith, Arkansas

Well ID	Sample Name	Date	Trichloroethene	cis-1,2-Dichloroethene	Vinyl Chloride
MW-57	MW-57-20061013	10/13/2006	64	< 5 U	< 10 UJ
MW-57	MW-57-20070419	4/19/2007	201	3.77 J	< 10 U
MW-57	MW-57-20070920	9/20/2007	250	5 J	< 10 U
MW-57	MW-57-20080430	4/30/2008	14 0	< 5 U	< 10 U
MW-57	MW-57-20081210	12/10/2008	130	7.4	< 5 U
MW-57	MW-57-20090424	4/24/2009	96	4.2 J	< 5 U
MW-57	MW-57-20091027	10/27/2009	100	2.6 J	< 5 U
MW-57	MW-57-20100512	5/12/2010	210	6	< 5 U
MW-57	MW-57-20110323	3/23/2011	110	2.3 J	< 5 U
MW-57	MW-57-20111025	10/25/2011	59	2 J	< 5 U
MW-57	MW-57-20121020	10/20/2012	120	5.1	< 0.11 U
MW-57	MW-57-101713	10/17/2013	210	7.4	< 0.11 U
MW-57	MW-57-201403	3/7/2014	134	3.0 J	0.14 J
MW-57	MW-57-201405	6/11/2014	167	4.4 J	< 0.13 U
MW-57	MW-57-201407	7/29/2014	308	8.2	< 0.50 U
MW-57	MW-57-201410	10/15/2014	172	4.2 J	< 0.50 U
MW-57	MW-57-201501	1/13/2015	177	5.4	< 0.50 U
MW-57	MW-57-201504	4/16/2015	194	4.8	< 0.50 U
MW-57R	MW-57R-201507	7/20/2015	409	10.6	0.53 J
MW-57R	MW-57R-201510	10/6/2015	400	13.0	0.42 J
MW-57R	MW-57R-201601	1/11/2016	422	15.7	0.48 J
MW-57R	MW-57R-201605	5/3/2016	425	12.8	0.51 J
MW-58	MW-58-20041209	12/9/2004	526	14.5	< 10 U
MW-58	MW-58-20050407	4/7/2005	809	18.8	< 10 U
MW-58	MW-58-20050928	9/28/2005	486	10.9	< 10 U
MW-58	MW-58-20060316	3/16/2006	421	8.66	< 10 U
MW-58	MW-58-20061013	10/13/2006	620	14	< 10 UJ
MW-58	MW-58-20070419	4/19/2007	784	30.7	< 25 U
MW-58	MW-58-20070419-FD	4/19/2007	717	9.54 J	< 25 U
MW-58	MW-58-20070919	9/19/2007	650	17	< 10 U
MW-58	MW-58-20070919-FD	9/19/2007	640	16	< 10 U
MW-58	MW-58-20080430	4/30/2008	630 0	15 0	< 10 U
MW-58	MW-58-20080430-FD	4/30/2008	580 0	14 0	< 10 U
MW-58	MW-58-20081211	12/11/2008	530	12	< 5 U
MW-58	MW-58-20081211-FD	12/11/2008	510	13	< 5 U
MW-58	MW-58-20090425	4/25/2009	590	14	< 5 U
MW-58	MW-58-20090425-FD	4/25/2009	580	15	< 5 U
MW-58	MW-58-20091028	10/28/2009	480	11	< 5 U
MW-58	MW-58-20091028-FD	10/28/2009	480	11	< 5 U
MW-58	MW-58-20100512	5/12/2010	660	14	< 5 U
MW-58	MW-58-20101106-FD	11/6/2010	560	11	< 5 U
MW-58	MW-58-20101106	11/6/2010	580	12	< 5 U
MW-58	MW-58-20110324	3/24/2011	710	12	< 5 U
MW-58	MW-58-20110324-FD	3/24/2011	700	14	1.1 J
MW-58	MW-58-20121020	10/20/2012	440	18	0.84 J
MW-58	MW-58-101713	10/17/2013	410	13	1.5 J
MW-58	MW-58-20131017-FD	10/17/2013	420	12	1.1 J
MW-58	MW-58-201403	3/7/2014	293	22.3	0.93 J
MW-58	MW-58-201405	5/12/2014	397	12.1	0.72 J
MW-58	MW-58-201407	7/29/2014	399	12.7	0.76 J
MW-58	MW-58-201410	10/15/2014	360	10.8	0.68 J
MW-58	MW-58-201501	1/14/2015	385	14.7	0.71 J
MW-58	MW-58-201504	4/16/2015	356	19.7	1.5
MW-58R	MW-58R-201507	7/21/2015	337	9.5	0.57 J
MW-58R	MW-58R-201510	10/8/2015	299	10.5	0.55 J
MW-58R	DUP-10-201601	1/12/2016	319	29.4	0.66 J
MW-58R	MW-58R-201601	1/12/2016	312	28.7	0.67 J
MW-58R	MW-58R-201605	5/4/2016	352	29.7	0.81 J
MW-58R	DUP-04-201605	5/4/2016	308	25.2	0.64 J
MW-60	MW-60-20050401	4/1/2005	< 5 U	< 5 U	< 10 U
MW-60	MW-60-20050930	9/30/2005	< 5 U	< 5 U	< 10 U
MW-60	MW-60-20060317	3/17/2006	< 5 U	< 5 U	< 10 U
MW-60	MW-60-20061012	10/12/2006	< 5 U	< 5 U	< 10 U
MW-60	MW-60-20070419	4/19/2007	< 5 U	< 5 U	< 10 U
MW-60	MW-60-20070919	9/19/2007	< 5 U	< 5 U	< 10 U
MW-60	MW-60-20080429	4/29/2008	< 5 U	< 5 U	< 10 U
MW-60	MW-60-20081210	12/10/2008	< 5 U	< 5 U	< 5 U
MW-60	MW-60-20090424	4/24/2009	< 5 U	< 5 U	< 5 U
MW-60	MW-60-20091027	10/27/2009	< 5 U	< 5 U	< 5 U

TABLE 7
HISTORICAL SUMMARY OF GROUNDWATER CONCENTRATIONS FOR TCE AND DAUGHTER-PRODUCTS
Whirlpool Facility - Fort Smith, Arkansas

Well ID	Sample Name	Date	Trichloroethene	cis-1,2-Dichloroethene	Vinyl Chloride
MW-60	MW-60-20100511	5/11/2010	< 5 U	< 5 U	< 5 U
MW-60	MW-60-20101104	11/4/2010	< 5 U	< 5 U	< 5 U
MW-60	MW-60-20110323	3/23/2011	< 5 U	< 5 U	< 5 U
MW-60	MW-60-20111025	10/25/2011	< 5 U	< 5 U	< 5 U
MW-60	MW-60-20121017	10/17/2012	< 1.6 U	< 0.56 U	< 0.11 U
MW-60	MW-60-101513	10/15/2013	< 1.6 U	< 0.56 U	< 0.11 U
MW-60	MW-60-201403	3/6/2014	< 0.17 U	< 0.080 U	< 0.13 U
MW-60	MW-60-201405	5/13/2014	0.21 J	< 0.080 U	< 0.13 U
MW-60	MW-60-201407	7/28/2014	1.0 J	< 0.50 U	< 0.50 U
MW-60	MW-60-201410	10/14/2014	< 0.50 U	< 0.50 U	< 0.50 U
MW-60	MW-60-201501	1/13/2015	< 0.50 U	< 0.50 U	< 0.50 U
MW-60	MW-60-201504	4/14/2015	< 0.50 U	< 0.50 U	< 0.50 U
MW-60R	MW-60R-201507	7/21/2015	< 0.17 U	< 0.080 U	< 0.13 U
MW-60R	MW-60R-201510	10/6/2015	< 0.17 U	< 0.080 U	< 0.13 U
MW-60R	MW-60R-201601	1/11/2016	0.22 J	< 0.080 U	< 0.13 U
MW-60R	MW-60R-201605	5/2/2016	< 0.17 U	< 0.080 U	< 0.13 U
MW-61	MW-61-20050401	4/1/2005	< 5 U	< 5 U	< 10 U
MW-61	MW-61-20050401-FD	4/1/2005	< 5 U	< 5 U	< 10 U
MW-61	MW-61-20050930	9/30/2005	< 5 U	< 5 U	< 10 U
MW-61	MW-61-20060317	3/17/2006	< 5 U	< 5 U	< 10 U
MW-61	MW-61-20061012	10/12/2006	< 5 U	< 5 U	< 10 U
MW-61	MW-61-20070419	4/19/2007	< 5 U	< 5 U	< 10 U
MW-61	MW-61-20070919	9/19/2007	< 5 U	< 5 U	< 10 U
MW-61	MW-61-20080429	4/29/2008	< 5 U	< 5 U	< 10 U
MW-61	MW-61-20081210	12/10/2008	< 5 U	< 5 U	< 5 U
MW-61	MW-61-20090424	4/24/2009	4 J	< 5 U	< 5 U
MW-61	MW-61-20091027	10/27/2009	< 5 U	< 5 U	< 5 U
MW-61	MW-61-20100511	5/11/2010	< 5 U	< 5 U	< 5 U
MW-61	MW-61-20101104	11/4/2010	< 5 U	< 5 U	< 5 U
MW-61	MW-61-20110323	3/23/2011	1.8 J	< 5 U	< 5 U
MW-61	MW-61-20111025	10/25/2011	< 5 U	< 5 U	< 5 U
MW-61	MW-61-20121017	10/17/2012	2.4 J	< 0.56 U	< 0.11 U
MW-61	MW-61-101613	10/16/2013	4.0 J	< 0.56 U	< 0.11 U
MW-61	MW-61-201403	3/6/2014	4.7 J	< 0.080 U	< 0.13 U
MW-61	MW-61-201405	5/13/2014	6.6	< 0.080 U	< 0.13 U
MW-61	MW-61-201407	7/28/2014	8.1	< 0.50 U	< 0.50 U
MW-61	MW-61-201410	10/14/2014	7.9	< 0.50 U	< 0.50 U
MW-61	MW-61-201501	1/13/2015	10.2	< 0.50 U	< 0.50 U
MW-61	MW-61-201504	4/14/2015	10.9	< 0.50 U	< 0.50 U
MW-61R	MW-61R-201507	7/21/2015	14.7	< 0.080 U	< 0.13 U
MW-61R	MW-61R-GW-091815	9/18/2015	16.5	< 0.080 U	< 0.13 U
MW-61R	DUP-02-201510	10/8/2015	13.3	< 0.080 U	< 0.13 U
MW-61R	MW-61R-201510	10/8/2015	11.7	< 0.080 U	< 0.13 U
MW-61R	MW-61R-201511	11/4/2015	9.2	1.1	< 0.13 U
MW-61R	MW-61R-201512	12/1/2015	5.0	4.6	< 0.13 U
MW-61R	MW-61R-201601	1/8/2016	3.9	4.6	< 0.13 U
MW-61R	MW-61R-201605	5/3/2016	5.3	3.8	< 0.13 U
MW-62	MW-62-20050401	4/1/2005	< 5 U	< 5 U	< 10 U
MW-62	MW-62-20050930	9/30/2005	< 5 U	< 5 U	< 10 U
MW-62	MW-62-20060316	3/16/2006	< 5 U	< 5 U	< 10 U
MW-62	MW-62-20061012	10/12/2006	< 5 U	< 5 U	< 10 U
MW-62	MW-62-20070419	4/19/2007	< 5 U	< 5 U	< 10 U
MW-62	MW-62-20070919	9/19/2007	< 5 U	< 5 U	< 10 U
MW-62	MW-62-20080429	4/29/2008	< 5 U	< 5 U	< 10 U
MW-62	MW-62-20081210	12/10/2008	< 5 U	< 5 U	< 5 U
MW-62	MW-62-20090424	4/24/2009	< 5 U	< 5 U	< 5 U
MW-62	MW-62-20091027	10/27/2009	< 5 U	< 5 U	< 5 U
MW-62	MW-62-20100511	5/11/2010	< 5 U	< 5 U	< 5 U
MW-62	MW-62-20110323	3/23/2011	< 5 U	< 5 U	< 5 U
MW-62	MW-62-20111025	10/25/2011	1.9 J	< 5 U	< 5 U
MW-62	MW-62-20121017	10/17/2012	< 1.6 U	< 0.56 U	< 0.11 U
MW-62	MW-62-101713	10/17/2013	< 1.6 U	< 0.56 U	< 0.11 U
MW-62	MW-62-201403	3/7/2014	0.18 J	< 0.080 U	< 0.13 U
MW-62	MW-62-201405	5/14/2014	0.62 J	< 0.080 U	< 0.13 U
MW-62	MW-62-201407	7/29/2014	< 0.50 U	< 0.50 U	< 0.50 U
MW-62	MW-62-201410	10/14/2014	< 0.50 U	< 0.50 U	< 0.50 U
MW-62	MW-62-201501	1/13/2015	< 0.50 U	< 0.50 U	< 0.50 U
MW-62	MW-62-201504	4/14/2015	< 0.50 U	< 0.50 U	< 0.50 U

TABLE 7
HISTORICAL SUMMARY OF GROUNDWATER CONCENTRATIONS FOR TCE AND DAUGHTER-PRODUCTS
Whirlpool Facility - Fort Smith, Arkansas

Well ID	Sample Name	Date	Trichloroethene	cis-1,2-Dichloroethene	Vinyl Chloride
MW-62R	MW-62R-201507	7/21/2015	< 0.17 U	< 0.080 U	< 0.13 U
MW-62R	MW-62R-201510	10/6/2015	< 0.17 U	< 0.080 U	< 0.13 U
MW-62R	MW-62R-201601	1/11/2016	< 0.17 U	< 0.080 U	< 0.13 U
MW-62R	MW-62R-201605	5/3/2016	< 0.17 U	< 0.080 U	< 0.13 U
MW-63	MW-63-20050401	4/1/2005	8.14	< 5 U	< 10 U
MW-63	MW-63-20050930	9/30/2005	< 5 U	< 5 U	< 10 U
MW-63	MW-63-20060316	3/16/2006	9.76	< 5 U	< 10 U
MW-63	MW-63-20060406	4/6/2006	11.6	< 5 U	< 10 U
MW-63	MW-63-20061012	10/12/2006	4 J	< 5 U	< 10 U
MW-63	MW-63-20070419	4/19/2007	4.08 J	< 5 U	< 10 U
MW-63	MW-63-20070919	9/19/2007	8	< 5 U	< 10 U
MW-63	MW-63-20080430	4/30/2008	3 J	< 5 U	< 10 U
MW-63	MW-63-20081210	12/10/2008	< 5 U	< 5 U	< 5 U
MW-63	MW-63-20090424	4/24/2009	4.3 J	< 5 U	< 5 U
MW-63	MW-63-20091027	10/27/2009	7.7	< 5 U	< 5 U
MW-63	MW-63-20100511	5/11/2010	7.6	< 5 U	< 5 U
MW-63	MW-63-20101106	11/6/2010	11	< 5 U	< 5 U
MW-63	MW-63-20110323	3/23/2011	12	< 5 U	< 5 U
MW-63	MW-63-20111025	10/25/2011	9.8	< 5 U	< 5 U
MW-63	MW-63-20121019	10/19/2012	< 1.6 U	< 0.56 U	< 0.11 U
MW-63	MW-63-101713	10/17/2013	7.5	< 0.56 U	< 0.11 U
MW-63	MW-63-201403	3/7/2014	9.4	1.3 J	< 0.13 U
MW-63	MW-63-201405	5/14/2014	12.2	0.61 J	0.13 J
MW-63	MW-63-201407	7/28/2014	8.3	0.99 J	< 0.50 U
MW-63	MW-63-201410	10/14/2014	9.4	0.98 J	< 0.50 U
MW-63	MW-63-201501	1/13/2015	8.2	1.0	< 0.50 U
MW-63	MW-63-201504	4/14/2015	9.2	0.99 J	< 0.50 U
MW-63R	MW-63R-201507	7/21/2015	5.6	0.70 J	< 0.13 U
MW-63R	MW-63R-201510	10/8/2015	3.9	0.70 J	< 0.13 U
MW-63R	MW-63R-201601	1/12/2016	3.2	0.39 J	< 0.13 U
MW-63R	MW-63R-201605	5/2/2016	3.3	0.55 J	< 0.13 U
MW-65	MW-65-20061011	10/11/2006	470	19	< 10 U
MW-65	MW-65-20061011-FD	10/11/2006	560	18	< 10 U
MW-65	MW-65-20070419	4/19/2007	1350	23.4	< 10 U
MW-65	MW-65-20070920	9/20/2007	580	17	< 10 U
MW-65	MW-65-20080430	4/30/2008	570 0	16 0	< 10 U
MW-65	MW-65-20081211	12/11/2008	460	11	< 5 U
MW-65	MW-65-20090424	4/24/2009	620	19	< 5 U
MW-65	MW-65-20101107	11/7/2010	400	11	< 5 U
MW-65	MW-65-20110304-FS	3/4/2011	370	13	< 0.85 U
MW-65	MW-65-20111025	10/25/2011	310	10	< 5 U
MW-65	MW-65-20121020	10/20/2012	280	8.9	< 0.11 U
MW-65	MW-65-101713	10/17/2013	220	8.6	< 0.11 U
MW-65	MW-65-201403	3/8/2014	199	6.6	< 0.13 U
MW-65	MW-65-201405	5/14/2014	195	6.9	< 0.13 U
MW-65	MW-65-201407	7/30/2014	17.1	< 0.50 U	< 0.50 U
MW-65	MW-65-201410	10/14/2014	30.8	0.54 J	< 0.50 U
MW-65	MW-65-201501	1/13/2015	19.2	< 0.50 U	< 0.50 U
MW-65	MW-65-201504	4/15/2015	16.0	< 0.50 U	< 0.50 U
MW-65	MW-65-201507	7/20/2015	26.3	0.38 J	< 0.13 U
MW-65	MW-65-201510	10/7/2015	0.28 J	< 0.080 U	< 0.13 U
MW-65	MW-65-201511	11/4/2015	7.7	< 0.080 U	< 0.13 U
MW-65	MW-65-201512	12/2/2015	6.6	< 0.080 U	< 0.13 U
MW-65	MW-65-201601	1/11/2016	14.5	0.32 J	< 0.13 U
MW-65	MW-65-201605	5/3/2016	21.5	0.35 J	< 0.13 U
MW-66	MW-66-20060406	4/6/2006	< 5 U	< 5 U	< 10 U
MW-66	MW-66-20061012	10/12/2006	2 J	< 5 U	< 10 U
MW-66	MW-66-20070418	4/18/2007	< 5 U	< 5 U	< 10 U
MW-66	MW-66-20070919	9/19/2007	4 J	< 5 U	< 10 U
MW-66	MW-66-20080429	4/29/2008	< 5 U	< 5 U	< 10 U
MW-66	MW-66-20081210	12/10/2008	< 5 U	< 5 U	< 5 U
MW-66	MW-66-20090425	4/25/2009	< 5 U	< 5 U	< 5 U
MW-66	MW-66-20091028	10/28/2009	< 5 U	< 5 U	< 5 U
MW-66	MW-66-20100511	5/11/2010	< 5 U	< 5 U	< 5 U
MW-66	MW-66-20101103	11/3/2010	< 5 U	< 5 U	< 5 U
MW-66	MW-66-20110324	3/24/2011	1.6 J	< 5 U	< 5 U
MW-66	MW-66-20111026	10/26/2011	1.8 J	< 5 U	< 5 U
MW-66	MW-66-20121017	10/17/2012	< 1.6 U	< 0.56 U	< 0.11 U
MW-66	MW-66-101713	10/17/2013	2.1 J	< 0.56 U	< 0.11 U

TABLE 7
HISTORICAL SUMMARY OF GROUNDWATER CONCENTRATIONS FOR TCE AND DAUGHTER-PRODUCTS
Whirlpool Facility - Fort Smith, Arkansas

Well ID	Sample Name	Date	Trichloroethene	cis-1,2-Dichloroethene	Vinyl Chloride
MW-66	MW-66-201403	3/7/2014	3.5 J	< 0.080 U	< 0.13 U
MW-66	MW-66-201405	5/13/2014	3.1 J	< 0.080 U	< 0.13 U
MW-66	MW-66-201407	7/28/2014	2.6 J	< 0.50 U	< 0.50 U
MW-66	MW-66-201410	10/13/2014	2.3 J	< 0.50 U	< 0.50 U
MW-66	MW-66-201501	1/14/2015	2.4	< 0.50 U	< 0.50 U
MW-66	MW-66-201504	4/15/2015	2.6	< 0.50 U	< 0.50 U
MW-66	MW-66-201507	7/20/2015	3.3	0.22 J	< 0.13 U
MW-66	MW-66-201510	10/6/2015	2.3	0.18 J	< 0.13 U
MW-66	MW-66-201601	1/11/2016	0.53 J	< 0.080 U	< 0.13 U
MW-66	MW-66-201605	5/2/2016	2.6	0.20 J	< 0.13 U
MW-67	MW-67-20060406	4/6/2006	< 5 U	< 5 U	< 10 U
MW-67	MW-67-20061012	10/12/2006	1 J	< 5 U	< 10 U
MW-67	MW-67-20070419	4/19/2007	< 5 U	< 5 U	< 10 U
MW-67	MW-67-20070918	9/18/2007	< 5 U	< 5 U	< 10 U
MW-67	MW-67-20080429	4/29/2008	< 5 U	< 5 U	< 10 U
MW-67	MW-67-20081210	12/10/2008	< 5 U	< 5 U	< 5 U
MW-67	MW-67-20090425	4/25/2009	< 5 U	< 5 U	< 5 U
MW-67	MW-67-20091028	10/28/2009	< 5 U	< 5 U	< 5 U
MW-67	MW-67-20100511	5/11/2010	< 5 U	< 5 U	< 5 U
MW-67	MW-67-20101103	11/3/2010	< 5 U	< 5 U	< 5 U
MW-67	MW-67-20110324	3/24/2011	< 5 U	< 5 U	< 5 U
MW-67	MW-67-20111026	10/26/2011	< 5 U	< 5 U	< 5 U
MW-67	MW-67-20121017	10/17/2012	< 1.6 U	< 0.56 U	< 0.11 U
MW-67	MW-67-101713	10/17/2013	< 1.6 U	< 0.56 U	< 0.11 U
MW-67	MW-67-201403	3/7/2014	< 0.17 U	< 0.080 U	< 0.13 U
MW-67	MW-67-201405	5/13/2014	< 0.17 U	< 0.080 U	< 0.13 U
MW-67	MW-67-201407	7/28/2014	< 0.50 U	< 0.50 U	< 0.50 U
MW-67	MW-67-201410	10/13/2014	< 0.50 U	< 0.50 U	< 0.50 U
MW-67	MW-67-201501	1/12/2015	1.3	< 0.50 U	< 0.50 U
MW-67	MW-67-201504	4/15/2015	0.77 J	< 0.50 U	< 0.50 U
MW-67R	MW-67R-201507	7/20/2015	< 0.17 U	< 0.080 U	< 0.13 U
MW-67R	MW-67R-201510	10/6/2015	< 0.17 U	< 0.080 U	< 0.13 U
MW-67R	MW-67R-201601	1/11/2016	< 0.17 U	< 0.080 U	< 0.13 U
MW-67R	MW-67R-201605	5/2/2016	< 0.17 U	< 0.080 U	< 0.13 U
MW-68	MW-68-20090115	1/15/2009	< 5 U	< 5 U	< 5 U
MW-68	MW-68-20090424	4/24/2009	< 5 U	< 5 U	< 5 U
MW-68	MW-68-20091028	10/28/2009	< 5 U	< 5 U	< 5 U
MW-68	MW-68-20100513	5/13/2010	< 5 U	< 5 U	< 5 U
MW-68	MW-68-20101106	11/6/2010	9.5	< 5 U	< 5 U
MW-68	MW-68-20111026	10/26/2011	< 5 U	< 5 U	< 5 U
MW-68	MW-68-20121017	10/17/2012	< 1.6 U	< 0.56 U	< 0.11 U
MW-68	MW-68-101613	10/16/2013	< 1.6 U	< 0.56 U	< 0.11 U
MW-68	MW-68-201403	3/6/2014	< 0.17 U	< 0.080 U	< 0.13 U
MW-68	MW-68-201405	5/14/2014	0.49 J	< 0.080 U	< 0.13 U
MW-68	MW-68-201407	7/29/2014	< 0.50 U	< 0.50 U	< 0.50 U
MW-68	MW-68-201410	10/14/2014	< 0.50 U	< 0.50 U	< 0.50 U
MW-68	MW-68-201501	1/12/2015	< 0.50 U	< 0.50 U	< 0.50 U
MW-68	MW-68-201504	4/13/2015	< 0.50 U	< 0.50 U	< 0.50 U
MW-68	MW-68-201507	7/20/2015	< 0.17 U	< 0.080 U	< 0.13 U
MW-68	MW-68-201510	10/6/2015	< 0.17 U	< 0.080 U	< 0.13 U
MW-68	MW-68-201601	1/12/2016	< 0.17 U	< 0.080 U	< 0.13 U
MW-68	MW-68-201605	5/2/2016	< 0.17 U	< 0.080 U	< 0.13 U
MW-70	MW-70-20101104	11/4/2010	540	14	< 5 U
MW-70	MW-70-20110322	3/22/2011	170	9.2	1.2 J
MW-70	MW-70-20111026	10/26/2011	320	7.7	< 5 U
MW-70	MW-70-20120418	4/18/2012	330	11	< 5 U
MW-70	MW-70-20121018	10/18/2012	200	11	< 0.11 U
MW-70	MW-70-20130423	4/23/2013	180	3.6 J	0.32 J
MW-70	MW-70-101613	10/16/2013	270	7.2	0.30 J
MW-71	MW-71-20091028	10/28/2009	190	6.3	< 5 U
MW-71	MW-71-20100513	5/13/2010	160	7.4	< 5 U
MW-71	MW-71-20101104	11/4/2010	250	7.2	< 5 U
MW-71	MW-71-20110322	3/22/2011	76	1.6 J	< 5 U
MW-71	MW-71-20111026	10/26/2011	130	2.7 J	< 5 U
MW-71	MW-71-20120418	4/18/2012	160	5.3	< 5 U
MW-71	MW-71-20121020	10/20/2012	210	7.3	< 0.11 U
MW-71	MW-71-20130423	4/23/2013	220	4.8 J	0.23 J
MW-71	MW-71-101613	10/16/2013	160	6.1	0.57 J
MW-71	MW-71-201403	3/7/2014	166	5.8	0.19 J

TABLE 7
HISTORICAL SUMMARY OF GROUNDWATER CONCENTRATIONS FOR TCE AND DAUGHTER-PRODUCTS
Whirlpool Facility - Fort Smith, Arkansas

Well ID	Sample Name	Date	Trichloroethene	cis-1,2-Dichloroethene	Vinyl Chloride
MW-71	MW-71-201405	5/13/2014	164	5.3	0.33 J
MW-71	MW-71-201407	7/29/2014	181	6.4	< 0.50 U
MW-71	MW-71-201410	10/14/2014	185	6.0	< 0.50 U
MW-71	MW-71-201501	1/14/2015	170	6.0	< 0.50 U
MW-71	MW-71-201504	4/14/2015	156	5.7	< 0.50 U
MW-71	MW-71-201507	7/20/2015	165	5.3	0.48 J
MW-71	MW-71-201510	10/6/2015	179	6.5	0.43 J
MW-71	MW-71-201601	1/11/2016	171	6.1	0.40 J
MW-71	MW-71-201605	5/3/2016	140	5.3	0.23 J
MW-81	MW-81-201405	5/29/2014	512	14.3	0.21 J
MW-81	20140708-GW-MW-81	7/9/2014	518	11.4	< 0.50 U
MW-81	MW-81-201409	9/11/2014	463	13.5	< 0.50 U
MW-81	MW-81-201501	1/13/2015	385	9.9	< 0.50 U
MW-81	MW-81-201504	4/15/2015	198	4.2	< 0.50 U
MW-81	MW-81-201507	7/22/2015	275	7.7	< 0.13 U
MW-81	MW-81-201510	10/8/2015	160	3.8	< 0.13 U
MW-81	MW-81-201511	11/5/2015	233	6.5	< 0.13 U
MW-81	MW-81-201512	12/2/2015	56.1	0.84 J	< 0.13 U
MW-81	MW-81-201601	1/11/2016	157	3.9	< 0.13 U
MW-81	MW-81-201605	5/4/2016	256	8.3	< 0.13 U
MW-82	MW-82-201405	5/28/2014	285	4.8 J	0.14 J
MW-82	20140708-GW-MW-82	7/9/2014	48.2	1.2 J	< 0.50 U
MW-82	MW-82-201409	9/11/2014	50.0	1.1 J	< 0.50 U
MW-82	MW-82-201501	1/13/2015	66.0	1.2	< 0.50 U
MW-82	MW-82-201504	4/15/2015	< 0.50 U	< 0.50 U	< 0.50 U
MW-82	MW-82-201507	7/22/2015	5.3	< 0.080 U	< 0.13 U
MW-82	MW-82-201510	10/6/2015	4.2	< 0.080 U	< 0.13 U
MW-82	MW-82-201601	1/11/2016	5.6	0.18 J	< 0.13 U
MW-82	MW-82-201605	5/4/2016	31.7	0.81 J	< 0.13 U
MW-83	MW-83-20140523	5/23/2014	470	8.3	< 0.13 U
MW-83	MW-83-201409	9/12/2014	213	4.9 J	< 0.50 U
MW-83	MW-83-20141023	10/23/2014	210	5.2	< 0.50 U
MW-83	MW-83-201501	1/15/2015	101	1.8	< 0.50 U
MW-83	MW-83-201504	4/16/2015	151	2.8	< 0.50 U
MW-83	MW-83-201507	7/22/2015	27.9	0.49 J	< 0.13 U
MW-83	MW-83-201510	10/8/2015	9.8	0.25 J	< 0.13 U
MW-83	MW-83-201511	11/5/2015	3.2	< 0.080 U	< 0.13 U
MW-83	MW-83-201512	12/2/2015	1.3	< 0.080 U	< 0.13 U
MW-83	MW-83-201601	1/7/2016	1.1	< 0.080 U	< 0.13 U
MW-83	MW-83-201605	5/4/2016	3.3	< 0.080 U	< 0.13 U
MW-84	MW-84-201405	5/27/2014	214	4.6 J	0.16 J
MW-84	MW-84-201409A	9/12/2014	0.93 J	< 0.50 U	< 0.50 U
MW-84	MW-84-20141023	10/23/2014	0.68 J	< 0.50 U	< 0.50 U
MW-84	MW-84-201501	1/14/2015	< 0.50 U	< 0.50 U	< 0.50 U
MW-84	MW-84-201504	4/16/2015	< 0.50 U	< 0.50 U	< 0.50 U
MW-84	MW-84-201507	7/23/2015	0.29 J	< 0.080 U	< 0.13 U
MW-84	MW-84-201510	10/7/2015	< 0.17 U	< 0.080 U	< 0.13 U
MW-84	MW-84-201601	1/7/2016	< 0.17 U	< 0.080 U	< 0.13 U
MW-84	MW-84-201605	5/5/2016	< 0.17 U	< 0.080 U	< 0.13 U
MW-85	MW-85-201405	5/29/2014	1970	99.4	23.1
MW-85	20140708-GW-MW-85	7/8/2014	3780	133	3.9
MW-85	MW-85-201409	9/11/2014	5820	226 J	35.3
MW-85	MW-85-20141205	12/5/2014	27700	280	7.7
MW-85	MW-85-201501	1/15/2015	5940	167	1.1
MW-85	MW-85-201504	4/16/2015	256	16.8	< 0.50 U
MW-85	MW-85-201507	7/23/2015	132	6.3	< 0.13 U
MW-85	MW-85-201510	10/8/2015	12000	52.6	1.8
MW-85	MW-85-201601	1/13/2016	6980	32.8	0.70 J
MW-85	MW-85-201605	5/5/2016	678	12.0	0.82 J
MW-86	MW-86-201405	5/29/2014	533000	1220 J	341 J
MW-86	MW-86-201409	9/11/2014	129000	91.6	4.1
MW-86	MW-86-20141205	12/5/2014	169000	290 E	24.7
MW-86	MW-86-201501	1/15/2015	81200	128	4.5
MW-86	MW-86-201504	4/16/2015	46700	128	5.8
MW-86	MW-86-201507	7/23/2015	65100	292 J	46.7
MW-86	MW-86-201510	10/8/2015	131000	1020	127
MW-86	MW-86-201601	1/13/2016	95500	610 J	57.1
MW-86	MW-86-201605	5/5/2016	64900	348 J	35.7

TABLE 7
HISTORICAL SUMMARY OF GROUNDWATER CONCENTRATIONS FOR TCE AND DAUGHTER-PRODUCTS
Whirlpool Facility - Fort Smith, Arkansas

Well ID	Sample Name	Date	Trichloroethene	cis-1,2-Dichloroethene	Vinyl Chloride
MW-87	20140625-GW-MW-87	6/25/2014	564	41.8	< 0.50 U
MW-87	MW-87-201410	10/16/2014	594	47.8	< 0.50 U
MW-87	MW-87-201501	1/14/2015	661	51.3	< 0.50 U
MW-87	MW-87-201504	4/16/2015	758	58.6	0.33 J
MW-87	MW-87-201507	7/23/2015	758	56.5	0.34 J
MW-87	MW-87-201510	10/7/2015	708	54.5	0.31 J
MW-87	DUP-09-201601	1/13/2016	781	63.2	0.40 J
MW-87	MW-87-201601	1/13/2016	757	61.9	0.47 J
MW-87	MW-87-201605	5/5/2016	839	51.6	0.36 J
MW-88	20140624-GW-MW-88	6/24/2014	< 0.50 U	< 0.50 U	< 0.50 U
MW-88	MW-88-201410	10/16/2014	< 0.50 U	< 0.50 U	< 0.50 U
MW-88	MW-88-201501	1/13/2015	< 0.50 U	< 0.50 U	< 0.50 U
MW-88	MW-88-201504	4/16/2015	0.58 J	< 0.50 U	< 0.50
MW-88	MW-88-201507	7/23/2015	< 0.17 U	< 0.080 U	< 0.13 U
MW-88	MW-88-201510	10/7/2015	< 0.17 U	< 0.080 U	< 0.13 U
MW-88	MW-88-201601	1/12/2016	0.58 J	< 0.080 U	< 0.13 U
MW-88	MW-88-201605	5/4/2016	0.25 J	< 0.080 U	< 0.13 U
MW-89	20140624-GW-MW-89	6/24/2014	19.5	< 0.50 U	< 0.50 U
MW-89	MW-89-201410	10/15/2014	11.3	< 0.50 U	< 0.50 U
MW-89	MW-89-201501	1/13/2015	11.4	< 0.50 U	< 0.50 U
MW-89	MW-89-201504	4/16/2015	15.9	< 0.50 U	< 0.50
MW-89	MW-89-201507	7/23/2015	14.5	0.18 J	< 0.13 U
MW-89	MW-89-201510	10/7/2015	12.7	0.24 J	< 0.13 U
MW-89	MW-89-201601	1/12/2016	11.6	0.20 J	< 0.13 U
MW-89	MW-89-201605	5/3/2016	14.0	0.30 J	< 0.13 U
MW-90	20140625-GW-MW-90	6/25/2014	< 0.50 U	< 0.50 U	< 0.50 U
MW-90	MW-90-201410	10/16/2014	< 0.50 U	< 0.50 U	< 0.50 U
MW-90	MW-90-201501	1/12/2015	< 0.50 U	< 0.50 U	< 0.50 U
MW-90	MW-90-201504	4/15/2015	< 0.50 U	< 0.50 U	< 0.50
MW-90	MW-90-201507	7/22/2015	0.38 J	< 0.080 U	< 0.13 U
MW-90	MW-90-201510	10/7/2015	< 0.17 U	< 0.080 U	< 0.13 U
MW-90	MW-90-201601	1/12/2016	0.25 J	< 0.080 U	< 0.13 U
MW-90	MW-90-201605	5/4/2016	< 0.17 U	< 0.080 U	< 0.13 U
MW-91	20140625-GW-MW-91	6/25/2014	234	21.7	< 0.50 U
MW-91	MW-91-201410	10/16/2014	319	28.8	< 0.50 U
MW-91	DUP-07-201501	1/13/2015	317	31.0	< 0.50 U
MW-91	MW-91-201501	1/13/2015	354	31.5	< 0.50 U
MW-91	MW-91-201504	4/16/2015	438	36.6	0.18 J
MW-91	MW-91-201507	7/23/2015	411	34.8	0.23 J
MW-91	DUP-08-201510	10/7/2015	442	35.7	0.19 J
MW-91	MW-91-201510	10/7/2015	405	35.2	0.17 J
MW-91	DUP-08-201601	1/13/2016	422	38.6	0.24 J
MW-91	MW-91-201601	1/13/2016	413	36.1	0.24 J
MW-91	MW-91-201605	5/4/2016	530	37.8	0.23 J
MW-91	DUP-02-201605	5/4/2016	459	33.4	0.26 J
MW-92	MW-92-20141022	10/22/2014	2160	16.0	7.2
MW-92	MW-92-20141204	12/4/2014	2200	23.4	10.3
MW-92	MW-92-201501	1/15/2015	1410	10.4	4.6
MW-92	MW-92-201504	4/16/2015	736	5.4	2.1
MW-92	MW-92-201507	7/23/2015	617	6.7	1.0
MW-92	MW-92-201510	10/8/2015	1400	10.8	1.4
MW-92	MW-92-201601	1/13/2016	1840	7.1	0.66 J
MW-92	MW-92-201605	5/4/2016	2210	25.5	1.8
MW-92	DUP-08-201605	5/4/2016	1840	25.7	1.7
MW-93	MW-93-20141022	10/22/2014	18200	145	5.0
MW-93	MW-93-20141204	12/4/2014	14600	85.7	2.5
MW-93	MW-93-201501	1/15/2015	18000	131	3.4
MW-93	MW-93-201504	4/16/2015	21500	160	3.9
MW-93	MW-93-201507	7/23/2015	20800	164	3.4
MW-93	MW-93-201510	10/8/2015	21100	120	3.3
MW-93	MW-93-201601	1/13/2016	21200	103	2.6
MW-93	MW-93-201605	5/5/2016	17300	127	7.6
MW-94	MW-94-20141022	10/22/2014	11100	309 J	2.5
MW-94	MW-94-20141204	12/4/2014	9570	250 J	3.0
MW-94	MW-94-201501	1/15/2015	9530	297	2.4
MW-94	MW-94-201504	4/16/2015	11800	325	1.3
MW-94	MW-94-201507	7/23/2015	3890	119	0.61 J

TABLE 7
HISTORICAL SUMMARY OF GROUNDWATER CONCENTRATIONS FOR TCE AND DAUGHTER-PRODUCTS
Whirlpool Facility - Fort Smith, Arkansas

Well ID	Sample Name	Date	Trichloroethene	cis-1,2-Dichloroethene	Vinyl Chloride
MW-94	MW-94-201510	10/8/2015	1990	59.5	0.25 J
MW-94	MW-94-201601	1/13/2016	936	30.3	< 0.13 U
MW-94	MW-94-201605	5/5/2016	424	15.6	< 0.13 U
MW-95	MW-95-20141022	10/22/2014	22300	151	25.7
MW-95	MW-95-20141204	12/4/2014	20900	159	29.9
MW-95	MW-95-201501	1/15/2015	21100	177	25.6
MW-95	MW-95-201504	4/16/2015	26700	184	14.9
MW-95	MW-95-201507	7/23/2015	25200	181	17.1
MW-95	MW-95-201510	10/8/2015	26300	161	32.0
MW-95	MW-95-201601	1/13/2016	24700	161	31.0
MW-95	MW-95-201605	5/5/2016	21600	164	14.8
MW-96	MW-96-20141022	10/22/2014	< 0.50 U	< 0.50 U	< 0.50 U
MW-96	MW-96-201501	1/15/2015	0.59 J	< 0.50 U	< 0.50 U
MW-96	DUP-06-201504	4/16/2015	< 0.50 U	< 0.50 U	< 0.50
MW-96	MW-96-201504	4/16/2015	< 0.50 U	< 0.50 U	< 0.50
MW-96	DUP-06-201507	7/23/2015	< 0.17 U	< 0.080 U	< 0.13 U
MW-96	MW-96-201507	7/23/2015	< 0.17 U	< 0.080 U	< 0.13 U
MW-96	MW-96-201510	10/7/2015	< 0.17 U	< 0.080 U	< 0.13 U
MW-96	MW-96-201601	1/12/2016	< 0.17 U	< 0.080 U	< 0.13 U
MW-96	MW-96-201605	5/3/2016	< 0.17 U	< 0.080 U	< 0.13 U
MW-97	MW-97-20141022	10/22/2014	< 0.50 U	< 0.50 U	< 0.50 U
MW-97	MW-97-201501	1/15/2015	< 0.50 U	< 0.50 U	< 0.50 U
MW-97	MW-97-201504	4/16/2015	< 0.50 U	< 0.50 U	< 0.50
MW-97	MW-97-201507	7/23/2015	< 0.17 U	< 0.080 U	< 0.13 U
MW-97	MW-97-201510	10/7/2015	< 0.17 U	< 0.080 U	< 0.13 U
MW-97	MW-97-201601	1/12/2016	< 0.17 U	< 0.080 U	< 0.13 U
MW-97	MW-97-201605	5/5/2016	< 0.17 U	0.28 J	< 0.13 U
MW-98	MW-98-GW-2014 1029	10/29/2014	< 0.50 U	< 0.50 U	< 0.50 U
MW-98	MW-98-201501	1/15/2015	< 0.50 U	< 0.50 U	< 0.50 U
MW-98	MW-98-201504	4/16/2015	< 0.50 U	< 0.50 U	< 0.50
MW-98	MW-98-201507	7/23/2015	< 0.17 U	< 0.080 U	< 0.13 U
MW-98	MW-98-201510	10/6/2015	< 0.17 U	< 0.080 U	< 0.13 U
MW-98	MW-98-201601	1/11/2016	< 0.17 U	< 0.080 U	< 0.13 U
MW-98	MW-98-201605	5/3/2016	< 0.17 U	< 0.080 U	< 0.13 U
MW-99	MW-99-20141022	10/22/2014	< 0.50 U	< 0.50 U	< 0.50 U
MW-99	MW-99-201501	1/15/2015	< 0.50 U	< 0.50 U	< 0.50 U
MW-99	MW-99-201504	4/16/2015	< 0.50 U	< 0.50 U	< 0.50
MW-99	MW-99-201507	7/23/2015	< 0.17 U	< 0.080 U	< 0.13 U
MW-99	MW-99-201510	10/6/2015	< 0.17 U	< 0.080 U	< 0.13 U
MW-99	MW-99-201601	1/11/2016	0.21 J	< 0.080 U	< 0.13 U
MW-99	MW-99-201605	5/3/2016	< 0.17 U	< 0.080 U	< 0.13 U
MW-172	MW-172-20141022	10/22/2014	3010	21.4	2.4
MW-172	MW-172-20141205	12/5/2014	1810	15.6	1.3 J
MW-172	MW-172-201501	1/15/2015	3600	22.4	1.2
MW-172	MW-172-201504	4/16/2015	1740	11.9	0.92 J
MW-172	MW-172-201507	7/23/2015	2140	12.4	0.69 J
MW-172	MW-172-201510	10/8/2015	2110	12.4	0.51 J
MW-172	MW-172-201601	1/13/2016	3190	13.5	< 0.13 U
MW-172	MW-172-201605	5/5/2016	2160	13.3	< 0.13 U
MW-173	MW-173-201504	4/15/2015	< 0.50 U	< 0.50 U	< 0.50
MW-173	MW-173-201507	7/22/2015	< 0.17 U	< 0.080 U	< 0.13 U
MW-173	MW-173-201510	10/6/2015	< 0.17 U	< 0.080 U	< 0.13 U
MW-173	MW-173-201601	1/12/2016	< 0.17 U	< 0.080 U	< 0.13 U
MW-173	MW-173-201605	5/4/2016	< 0.17 U	< 0.080 U	< 0.13 U
MW-174	MW-174-GW-20150120	1/20/2015	< 0.50 U	< 0.50 U	< 0.50 U
MW-174	MW-174-201504	4/14/2015	0.68 J	< 0.50 U	< 0.50
MW-174	MW-174-201507	7/21/2015	< 0.17 U	< 0.080 U	< 0.13 U
MW-174	MW-174-201510	10/6/2015	< 0.17 U	< 0.080 U	< 0.13 U
MW-174	MW-174-201601	1/12/2016	< 0.17 U	< 0.080 U	< 0.13 U
MW-174	MW-174-201605	5/4/2016	< 0.17 U	< 0.080 U	< 0.13 U
MW-175	MW-175-GW-20150120	1/20/2015	123	2.0	< 0.50 U
MW-175	MW-175-201504	4/15/2015	98.8	1.5	< 0.50
MW-175	MW-175-201507	7/21/2015	20.3	0.32 J	< 0.13 U
MW-175	MW-175-201510	10/7/2015	78.6	1.6	0.19 J
MW-175	MW-175-201601	1/11/2016	52.6	1.1	< 0.13 U
MW-175	MW-175-201605	5/3/2016	54.9	1.2	< 0.13 U
MW-176	MW-176-GW-20150120	1/20/2015	720	16.8	0.57 J
MW-176	MW-176-201504	4/14/2015	528	16.7	0.69 J
MW-176	MW-176-201507	7/21/2015	575	21.5	0.79 J

TABLE 7
HISTORICAL SUMMARY OF GROUNDWATER CONCENTRATIONS FOR TCE AND DAUGHTER-PRODUCTS
Whirlpool Facility - Fort Smith, Arkansas

Well ID	Sample Name	Date	Trichloroethene	cis-1,2-Dichloroethene	Vinyl Chloride
MW-176	MW-176-201510	10/6/2015	420	111	1.2
MW-176	MW-176-201601	1/12/2016	306	125	1.3
MW-176	MW-176-201605	5/3/2016	389	93.7	0.45 J
MW-177	MW-177-GW-20150121	1/21/2015	< 0.50 U	< 0.50 U	< 0.50 U
MW-177	MW-177-201504	4/14/2015	< 0.50 U	< 0.50 U	< 0.50 U
MW-177	MW-177-201510	10/6/2015	< 0.17 U	< 0.080 U	< 0.13 U
MW-177	MW-177-201601	1/11/2016	< 0.17 U	< 0.080 U	< 0.13 U
MW-177	MW-177-201605	5/2/2016	< 0.17 U	< 0.080 U	< 0.13 U
MW-178	MW-178-GW-20150118	1/18/2015	5.2	0.99 J	< 0.50 U
MW-178	MW-178-201504	4/16/2015	5.0	1.3	< 0.50 U
MW-178	MW-178-201507	7/22/2015	4.6	1.1	< 0.13 U
MW-178	MW-178-201510	10/7/2015	5.8	1.4	< 0.13 U
MW-179	MW-179-201504	4/16/2015	41.2	1.6	< 0.50
MW-179	MW-179-201507	7/22/2015	27.3	1.1	< 0.13 U
MW-179	MW-179-201601	1/13/2016	30.6	1.1	< 0.13 U
MW-179	MW-179-201605	5/4/2016	6.6	< 0.080 U	< 0.13 U
MW-180	MW-180-GW-20150119	1/19/2015	23.7	3.4	< 0.50 U
MW-180	MW-180-201504	4/16/2015	21.4	3.8	< 0.50
MW-180	MW-180-201507	7/22/2015	22.1	3.0	< 0.13 U
MW-180	MW-180-201510	10/7/2015	18.5	3.0	< 0.13 U
MW-180	MW-180-201601	1/14/2016	10.6	1.5	< 0.13 U
MW-180	MW-180-201605	5/5/2016	10.3	1.4	< 0.13 U
MW-181	MW-181-GW-20150121	1/21/2015	< 0.50 U	< 0.50 U	< 0.50 U
MW-181	MW-181-201504	4/14/2015	< 0.50 U	< 0.50 U	< 0.50 U
MW-181	MW-181-201507	7/21/2015	< 0.17 U	< 0.080 U	< 0.13 U
MW-181	MW-181-201601	1/11/2016	< 0.17 U	< 0.080 U	< 0.13 U
MW-181	MW-181-201605	5/4/2016	< 0.17 U	< 0.080 U	< 0.13 U
MW-182	MW-182-201507	7/23/2015	193	17.8	0.28 J
MW-182	MW-182-201510	10/5/2015	196	17.2	0.25 J
MW-182	MW-182-201601	1/13/2016	258	19.9	0.30 J
MW-182	MW-182-201605	5/4/2016	283	18.9	0.31 J
MW-182	DUP-09-201605	5/4/2016	271	16.6	0.32 J
MW-183	MW-183-201510	10/6/2015	2.0	0.30 J	< 0.13 U
MW-183	MW-183-201601	1/12/2016	2.7	0.32 J	< 0.13 U
MW-183	MW-183-201605	5/4/2016	2.8	0.34 J	< 0.13 U
MW-184	MW-184-201510	10/5/2015	< 0.17 U	< 0.080 U	< 0.13 U
MW-184	MW-184-201601	1/11/2016	< 0.17 U	< 0.080 U	< 0.13 U
MW-184	MW-184-201605	5/3/2016	< 0.17 U	< 0.080 U	< 0.13 U
MW-185	MW-185-GW-091615	9/16/2015	< 0.17 U	< 0.080 U	< 0.13 U
MW-185	MW-185-201510	10/5/2015	< 0.17 U	< 0.080 U	< 0.13 U
MW-185	MW-185-201601	1/11/2016	0.87 J	< 0.080 U	< 0.13 U
MW-185	MW-185-201605	5/4/2016	< 0.17 U	< 0.080 U	< 0.13 U
MW-186	MW-186-GW-091415	9/14/2015	< 0.17 U	0.37 J	< 0.13 U
MW-186	MW-186-201510	10/5/2015	1.2	2.4	< 0.13 U
MW-186	MW-186-201601	1/7/2016	3.0	3.2	< 0.13 U
MW-186	MW-186-201605	5/4/2016	4.0	3.0	< 0.13 U
MW-187	MW-187-GW-091415	9/14/2015	< 0.17 U	< 0.080 U	< 0.13 U
MW-187	MW-187-201510	10/5/2015	< 0.17 U	0.21 J	< 0.13 U
MW-187	MW-187-201601	1/8/2016	0.22 J	0.27 J	< 0.13 U
MW-187	MW-187-201605	5/4/2016	0.56 J	0.59 J	< 0.13 U
MW-188	MW-188A-GW-091715	9/17/2015	< 0.17 U	< 0.080 U	< 0.13 U
MW-188	MW-188-201510	10/5/2015	< 0.17 U	< 0.080 U	< 0.13 U
MW-188	MW-188-201601	1/8/2016	< 0.17 U	< 0.080 U	< 0.13 U
MW-188	MW-188-201605	5/3/2016	< 0.17 U	< 0.080 U	< 0.13 U
MW-189	MW-189A-GW-091715	9/17/2015	2.4	3.1	< 0.13 U
MW-189	MW-189-201510	10/5/2015	4.1	4.5	0.14 J
MW-189	MW-189-201601	1/7/2016	4.5	5.4	0.19 J
MW-189	MW-189-201605	5/4/2016	5.5	6.1	0.19 J
MW-190	MW-190-GW-091415	9/14/2015	< 0.17 U	< 0.080 U	< 0.13 U
MW-190	MW-190-201510	10/5/2015	< 0.17 U	< 0.080 U	< 0.13 U
MW-190	MW-190-201601	1/11/2016	< 0.17 U	< 0.080 U	< 0.13 U
MW-190	MW-190-201605	5/4/2016	< 0.17 U	< 0.080 U	< 0.13 U
MW-191	MW-191-GW-091515	9/15/2015	< 0.17 U	< 0.080 U	< 0.13 U
MW-191	MW-191-201510	10/5/2015	< 0.17 U	< 0.080 U	< 0.13 U
MW-191	MW-191-201601	1/11/2016	< 0.17 U	< 0.080 U	< 0.13 U
MW-191	MW-191-201605	5/4/2016	< 0.17 U	< 0.080 U	< 0.13 U

TABLE 7
HISTORICAL SUMMARY OF GROUNDWATER CONCENTRATIONS FOR TCE AND DAUGHTER-PRODUCTS
Whirlpool Facility - Fort Smith, Arkansas

Well ID	Sample Name	Date	Trichloroethene	cis-1,2-Dichloroethene	Vinyl Chloride
MW-192	MW-192-GW-091615	9/16/2015	< 0.17 U	< 0.080 U	< 0.13 U
MW-192	MW-192-201510	10/5/2015	< 0.17 U	< 0.080 U	< 0.13 U
MW-192	MW-192-201601	1/11/2016	0.30 J	< 0.080 U	< 0.13 U
MW-192	MW-192-201605	5/4/2016	< 0.17 U	< 0.080 U	< 0.13 U
MW-193	MW-193-201510	10/6/2015	< 0.17 U	< 0.080 U	< 0.13 U
MW-193	MW-193-201601	1/11/2016	< 0.17 U	< 0.080 U	< 0.13 U
MW-193	MW-193-201605	5/2/2016	< 0.17 U	< 0.080 U	< 0.13 U
RW-69	RW-69-20090115	1/15/2009	170	7.1	< 5 U
RW-69	RW-69-20090424	4/24/2009	62	< 5 U	< 5 U
RW-69	RW-69-20090527	5/27/2009	290	10	< 5 U
RW-69	RW-69-20091221-FS	12/21/2009	200	6.3	< 1.6 U
RW-69	RW-69-20100513	5/13/2010	170	8.2	< 5 U
RW-69	RW-69-20101104	11/4/2010	320	9	< 5 U
RW-69	RW-69-20110303-FS	3/3/2011	200	7.1	< 0.85 U
RW-69	RW-69-20110523-FS	5/23/2011	130	3.0 J	
RW-69	RW-69-20111026	10/26/2011	210	5.7	< 5 U
RW-69	RW-69-20120418	4/18/2012	150	3.6 J	< 5 U
RW-69	RW-69-20121018	10/18/2012	180	5.0	< 0.11 U
RW-69	RW-69-20130423	4/23/2013	190	2.8 J	< 0.11 U
RW-69	RW-69-101613	10/16/2013	190	7.7	< 0.11 U
RW-69	RW-69-201403	3/7/2014	105	3.5 J	0.41 J
RW-69	RW-69-201405	5/13/2014	110	3.3 J	0.30 J
RW-69	RW-69-201407	7/29/2014	164	5.6	0.50 J
RW-69	RW-69-201410	10/14/2014	173	6.9	< 0.50 U
RW-69	RW-69-201501	1/14/2015	115	4.7	< 0.50 U
RW-69	RW-69-201504	4/14/2015	113	4.5	< 0.50 U
RW-69	RW-69-201507	7/21/2015	135	5.5	0.31 J
RW-69	RW-69-201510	10/6/2015	184	6.7	0.24 J
RW-69	RW-69-201601	1/12/2016	128	4.6	< 0.13 U
RW-69	RW-69-201605	5/3/2016	91.1	4.1	< 0.13 U
TMW-01	TMW-01-062613-GW	6/26/2013	< 1.6 U	< 0.56 U	
TMW-01	TMW-01-062613-LL	6/26/2013			< 0.11 U
TMW-02	TMW-02-062613-GW	6/26/2013	< 1.6 U	< 0.56 U	
TMW-02	TMW-02-062613-LL	6/26/2013			< 0.11 U
TMW-04	TMW-04-062613-GW	6/26/2013	< 1.6 U	< 0.56 U	
TMW-04	TMW-04-062613-LL	6/26/2013			< 0.11 U
TMW-05	TMW-05-062613-GW	6/26/2013	< 1.6 U	< 0.56 U	
TMW-05	TMW-05-062613-LL	6/26/2013			< 0.11 U
TMW-10	TMW-10-GW-091815	9/18/2015	190	1.9	< 0.13 U
TMW-10	TMW-10-201510	10/8/2015	102	1.1	< 0.13 U
TMW-10	TMW-10-201511	11/4/2015	120	0.72 J	< 0.13 U
TMW-10	TMW-10-201512	12/1/2015	114	0.88 J	< 0.13 U
TMW-10	TMW-10-201601	1/8/2016	103	3.1	< 0.13 U
TMW-10	TMW-10-201605	5/4/2016	123	12.9	< 0.13 U
TMW-11	TMW-11-GW-091815	9/18/2015	31.1	0.15 J	< 0.13 U
TMW-11	TMW-11-201510	10/8/2015	14.3	< 0.080 U	< 0.13 U
TMW-11	TMW-11-201511	11/4/2015	6.3	2.5	< 0.13 U
TMW-11	TMW-11-201512	12/1/2015	0.63 J	5.8	< 0.13 U
TMW-11	TMW-11-201601	1/8/2016	3.1	5.3	< 0.13 U
TMW-11	TMW-11-201605	5/3/2016	8.1	3.6	< 0.13 U

Notes:

E,J: Estimated Concentration

ND: Result is not detected at the associated method quantitation limit

NT: Analyte not tested

U: Not detected (MDL included where available, RDL included for older analyses)

M1: Matrix spike recovery exceeded QC limits. Batch accepted based on laboratory control sample (LCS) recovery.

TABLE 8
SUMMARY OF STATISTICAL TEMPORAL TREND ANALYSIS
(2009 through 2nd Quarter 2016)
Whirlpool Facility - Fort Smith, Arkansas

Well ID	Start Date	End Date	Number of Samples	Trichloroethene	cis-1,2-Dichloroethene	Vinyl Chloride
Northern Plume Wells						
MW-23	4/27/2009	5/5/2016	20	Stable	Increasing	ND
MW-24	4/27/2009	5/4/2016	18	Decreasing	Decreasing	<PQL
MW-27	5/12/2010	5/4/2016	17	No Trend	<PQL	ND
MW-28	10/29/2009	5/4/2016	19	Decreasing	ND	ND
MW-31	4/25/2009	4/18/2016	17	No Trend	ND	ND
MW-32	4/25/2009	4/18/2016	18	Decreasing	<PQL	ND
MW-33	4/25/2009	4/18/2016	20	Decreasing	Decreasing	<PQL
MW-34	4/24/2009	5/3/2016	19	Decreasing	<PQL	ND
MW-35R	4/24/2009	5/3/2016	20	Decreasing	Decreasing	ND
MW-36	4/24/2009	5/3/2016	21	Increasing	ND	ND
MW-39	4/24/2009	5/2/2016	18	No Trend	ND	ND
MW-40	4/24/2009	5/2/2016	21	<PQL	<PQL	ND
MW-41	4/24/2009	5/3/2016	22	Decreasing	Stable	<PQL
MW-46R	4/25/2009	5/3/2016	24	Stable	Stable	<PQL
MW-50	4/24/2009	5/2/2016	18	<PQL	ND	ND
MW-55	4/24/2009	5/2/2016	12	Stable	<PQL	<PQL
MW-56	4/24/2009	5/3/2016	17	Increasing	Increasing	<PQL
MW-57	4/24/2009	5/3/2016	17	Increasing	Increasing	<PQL
MW-58	4/25/2009	5/4/2016	19	Decreasing	Stable	Stable
MW-60	4/24/2009	5/2/2016	18	<PQL	ND	ND
MW-61	4/24/2009	5/3/2016	18	Increasing	Increasing	ND
MW-62	4/24/2009	5/3/2016	17	<PQL	ND	ND
MW-63	4/24/2009	5/2/2016	18	Decreasing	Increasing	<PQL
MW-65	4/24/2009	5/3/2016	16	Decreasing	Decreasing	ND
MW-66	4/25/2009	5/2/2016	18	Increasing	<PQL	ND
MW-67	4/25/2009	5/2/2016	18	No Trend	ND	ND
MW-68	1/15/2009	5/2/2016	18	No Trend	ND	ND
RW-69	1/15/2009	5/3/2016	23	Decreasing	Decreasing	<PQL
MW-70	11/4/2010	10/16/2013	7	Stable	Decreasing	<PQL
MW-71	10/28/2009	5/3/2016	19	Stable	Stable	<PQL
IW-72	1/16/2009	5/3/2016	20	No Trend	ND	ND
IW-73	4/23/2009	5/4/2016	17	Decreasing	No Trend	No Trend
IW-74	4/23/2009	5/4/2016	17	Stable	Stable	Increasing
IW-75	1/16/2009	10/15/2013	5	No Trend	<PQL	ND
IW-76	4/23/2009	5/4/2016	19	Decreasing	Decreasing	No Trend
IW-77	4/23/2009	5/4/2016	26	Stable	Decreasing	<PQL
IW-78	10/25/2011	5/3/2016	9	Decreasing	Decreasing	ND
IW-79	10/25/2011	5/4/2016	9	Decreasing	Decreasing	<PQL
IW-80	4/23/2009	5/3/2016	18	Decreasing	<PQL	ND
MW-81	5/29/2014	5/4/2016	9	Decreasing	Decreasing	<PQL
MW-82	5/28/2014	5/4/2016	9	No Trend	Decreasing	<PQL
MW-83	5/23/2014	5/4/2016	9	Decreasing	Decreasing	ND
MW-84	5/27/2014	5/5/2016	9	Decreasing	Decreasing	<PQL
Southern Plume Wells (includes Source Area Wells as indicated by bold font well ID)						
ITMW-1	10/27/2011	5/5/2016	15	Stable	Stable	ND
ITMW-2	11/3/2010	5/5/2016	17	<PQL	<PQL	ND
ITMW-3	11/4/2010	10/15/2013	6	Decreasing	<PQL	ND
ITMW-4	10/25/2011	5/5/2016	13	Decreasing	Decreasing	No Trend
ITMW-5	4/27/2009	10/16/2013	10	Stable	Decreasing	<PQL
ITMW-6	10/28/2009	5/5/2016	17	Increasing	Increasing	<PQL
ITMW-7	4/27/2009	5/5/2016	19	Decreasing	Decreasing	No Trend
ITMW-9	4/27/2009	5/5/2016	19	Decreasing	Decreasing	No Trend
ITMW-10	4/27/2009	5/5/2016	17	Increasing	Decreasing	Decreasing
ITMW-11	4/27/2009	5/5/2016	17	Decreasing	Decreasing	Decreasing
ITMW-12	10/26/2011	5/5/2016	15	Decreasing	Decreasing	Decreasing
ITMW-13	4/27/2009	5/5/2016	20	Decreasing	Decreasing	<PQL
ITMW-14	11/4/2010	5/5/2016	16	Decreasing	Decreasing	ND
ITMW-15	4/27/2009	5/5/2016	16	Decreasing	Decreasing	Decreasing
ITMW-16	11/6/2010	5/5/2016	16	Decreasing	ND	ND
ITMW-17	4/27/2009	5/5/2016	20	Decreasing	Stable	Increasing
ITMW-18	4/27/2009	5/5/2016	20	Decreasing	Decreasing	<PQL
ITMW-19	4/27/2009	5/5/2016	20	Decreasing	Decreasing	<PQL
ITMW-20	10/29/2009	5/2/2016	18	No Trend	ND	<PQL
ITMW-21	10/27/2009	5/5/2016	18	Decreasing	<PQL	ND
MW-22	10/27/2009	5/4/2016	17	<PQL	ND	ND
MW-23	4/27/2009	5/5/2016	20	Stable	Increasing	ND
MW-24	4/27/2009	5/4/2016	18	Decreasing	Decreasing	<PQL
MW-25	4/27/2009	5/5/2016	21	Decreasing	Decreasing	Decreasing
MW-26	10/29/2009	5/2/2016	18	No Trend	ND	ND
MW-29	10/29/2009	5/3/2016	16	<PQL	ND	ND
MW-30	11/3/2010	10/14/2013	6	Stable	Stable	<PQL
MW-37	4/27/2009	10/17/2013	10	Decreasing	Decreasing	Stable
MW-38	10/26/2011	5/5/2016	14	Increasing	Increasing	Decreasing
MW-85	5/29/2014	5/5/2016	10	No Trend	Decreasing	Decreasing
MW-86	5/29/2014	5/5/2016	9	Decreasing	Stable	No Trend
MW-92	10/22/2014	5/4/2016	8	Stable	Stable	Decreasing
MW-93	10/22/2014	5/5/2016	8	Stable	Stable	Stable
MW-94	10/22/2014	5/5/2016	8	Decreasing	Decreasing	Decreasing
MW-95	10/22/2014	5/5/2016	8	Stable	Stable	Stable
MW-172	10/22/2014	5/5/2016	8	Stable	Stable	Decreasing
Northeast Corner Wells						
MW-87	6/25/2014	5/5/2016	8	Increasing	Increasing	<PQL
MW-88	6/24/2014	5/4/2016	8	<PQL	ND	ND
MW-89	6/24/2014	5/3/2016	8	Stable	<PQL	ND
MW-90	6/25/2014	5/4/2016	8	<PQL	ND	ND
MW-91	6/25/2014	5/4/2016	8	Increasing	Increasing	<PQL
MW-96	10/22/2014	5/3/2016	7	<PQL	ND	ND
MW-97	10/22/2014	5/5/2016	7	ND	<PQL	ND
MW-98	10/29/2014	5/3/2016	7	ND	ND	ND
MW-99	10/22/2014	5/3/2016	7	<PQL	ND	ND

Notes:

ND = Result is Not Detected at the associated method quantitation limit

<PQL = Analyte qualified as estimated because it was detected above method detection limit but below reporting limit or mixture of estimated and non-detect results

Bolded text = Source well

TABLE 9
SUMMARY TEMPORAL TREND ANALYSIS BY WELL CATEGORY
Whirlpool Facility - Fort Smith, Arkansas

Chemical	Increasing	Decreasing	Stable	No Trend	Not Detected Above the Reporting Limit
Northern Plume Wells					
Trichloroethene	5	19	7	8	4
cis-1,2-Dichloroethene	5	14	5	1	18
Vinyl Chloride	1	0	1	2	39
Southern Plume Wells (includes Source Area Wells)					
Trichloroethene	3	19	8	3	2
cis-1,2-Dichloroethene	3	17	8	0	7
Vinyl Chloride	1	10	3	4	17
Northeast Corner Wells					
Trichloroethene	2	0	1	0	6
cis-1,2-Dichloroethene	2	0	0	0	7
Vinyl Chloride	0	0	0	0	9
Source Area Wells					
Trichloroethene	1	10	4	1	0
cis-1,2-Dichloroethene	1	9	6	0	0
Vinyl Chloride	1	9	3	1	2

TABLE 10
SUMMARY OF AVERAGE DETECTED CONCENTRATIONS
(2009 through 2016)[1]
Whirlpool Facility - Fort Smith, Arkansas

Date	Trichloroethylene			cis-1,2-Dichloroethene			Vinyl Chloride		
	Concentration (µg/L)	Number of Detects	Number of Samples	Concentration (µg/L)	Number of Detects	Number of Samples	Concentration (µg/L)	Number of Detects	Number of Samples
All Wells									
4/24/2009	2,570	35	46	266	25	46	287	5	46
10/28/2009	8,560	22	38	559	17	38	695	4	38
5/13/2010	5,600	29	43	433	23	43	494	5	43
11/4/2010	10,825	33	41	632	19	41	1,300	2	41
3/22/2011	4,889	26	34	555	17	34	281	9	34
10/26/2011	4,918	46	65	394	36	65	604	6	65
4/18/2012	2,790	30	39	275	25	39	531	4	39
10/18/2012	2,348	43	66	191	39	66	129	19	66
4/23/2013	1,561	26	38	89	23	38	16	16	38
10/16/2013	1,895	46	65	177	39	65	189	17	66
3/7/2014	1,184	43	55	71	35	55	6	25	55
5/15/2014	1,159	46	55	62	31	55	7	23	55
7/30/2014	2,764	41	55	121	33	55	18	14	55
10/16/2014	2,174	37	55	135	33	55	80	11	55
1/12/2015	437	39	55	81	30	55	16	9	55
4/16/2015	472	40	57	94	30	57	5.8	8	57
7/22/2015	1,187	45	57	63	37	57	10.3	19	57
10/6/2015	1,818	44	57	69	39	57	10.1	20	57
1/7/2016	1,252	46	57	63	39	57	12.1	18	57
5/2/2016	1,614	44	57	45	37	57	2.3	18	57
North Wells									
4/24/2009	384	23	34	19	13	34		0	34
10/28/2009	228	14	25	8	9	25		0	25
5/13/2010	255	17	28	11	10	28		0	28
11/4/2010	333	21	27	16	10	27		0	27
3/22/2011	144	15	23	6	8	23	1	2	23
10/26/2011	262	25	38	10	17	38	2	1	38
4/18/2012	197	17	18	7	12	18		0	18
10/18/2012	328	24	39	11	20	39	1	5	39
4/23/2013	228	13	17	8	10	17	0	5	17
10/16/2013	268	26	38	13	20	38	2	5	38
3/7/2014	214	23	32	10	18	32	1	11	32
5/15/2014	209	25	31	10	15	31	0.5	10	31
7/29/2014	281	23	31	11	16	31	4.9	6	31
10/14/2014	251	19	31	8	16	31	0.9	2	31
1/12/2015	186	21	31	7	15	31	1.8	3	31
4/16/2015	173	21	31	8	14	31	1.0	4	31
7/22/2015	139	22	31	5	18	31	0.7	8	31
10/6/2015	121	23	31	7	19	31	0.4	10	31
1/7/2016	119	25	31	8	19	31	0.4	7	31
5/2/2016	152	23	31	7	18	31	0.4	8	31
South Wells									
4/24/2009	6,760	12	12	535	12	12	287	5	12
10/28/2009	23,140	8	13	1,178	8	13	695	4	13
5/13/2010	13,173	12	15	757	13	15	494	5	15
11/4/2010	29,188	12	14	1,316	9	14	1,300	2	14
3/22/2011	11,360	11	11	944	10	11	361	7	11
10/26/2011	10,461	21	27	739	19	27	724	5	27
4/18/2012	6,181	13	21	523	13	21	531	4	21
10/18/2012	4,899	19	27	380	19	27	175	14	27
4/23/2013	2,893	13	21	151	13	21	22	11	21
10/16/2013	4,010	20	27	350	19	27	291	11	27
3/7/2014	2,300	20	23	135	17	23	10	14	23
5/15/2014	2,404	20	23	111	16	23	12	13	23
7/30/2014	6,280	17	23	237	16	23	28	8	23
10/15/2014	4,449	17	23	270	16	23	110	8	23
1/12/2015	770	17	23	155	15	23	23	6	23
4/16/2015	947	16	23	180	15	23	11	4	23
7/22/2015	2,507	20	23	132	17	23	17	11	23
10/6/2015	4,287	18	23	144	18	23	20	10	23
1/7/2016	3,023	18	23	129	18	23	22	10	23
5/2/2016	3,655	18	23	90	17	23	4	9	23
Source Wells									
4/24/2009	11,600	6	6	883	7	7	358	4	7
10/28/2009	73,900	2	2	3,087	3	3	1,385	2	3
5/13/2010	20,750	6	6	1,375	7	7	617	4	7
11/4/2010	98,133	3	3	2,940	4	4	1,300	2	4
3/22/2011	22,000	4	4	1,826	5	5	616	4	5
10/26/2011	20,260	8	8	1,532	9	9	904	4	9
4/18/2012	12,625	4	4	1,314	5	5	707	3	5
10/18/2012	10,905	8	8	752	9	9	271	9	9
4/23/2013	8,825	4	4	358	5	5	49	5	5
10/16/2013	9,798	8	8	714	9	9	455	7	9
3/7/2014	5,696	8	8	268	8	8	18	8	8
5/15/2014	5,955	8	8	203	8	8	22	7	8
7/31/2014	13,281	8	8	456	8	8	37	6	8
10/16/2014	9,401	8	8	524	8	8	146	6	8
1/12/2015	1,560	8	8	311	7	8	35	4	8
4/16/2015	2,090	7	8	243	14	15	20	2	8
7/22/2015	6,175	8	8	302	7	8	38	5	8
10/6/2015	9,573	8	8	309	8	8	24	8	8
1/7/2016	6,678	8	8	272	8	8	42	5	8
5/2/2016	8,105	8	8	177	8	8	12	3	8
Northeast Corner Wells									
7/31/2014	273	3	5	32	2	5	0	0	5
10/16/2014	308	3	9	38	2	9	0	0	9
1/12/2015	257	4	9	41	2	9	0	0	9
4/16/2015	303	4	9	48	2	9	0.3	2	9
7/22/2015	296	4	9	30	3	9	0.3	2	9
10/6/2015	392	3	9	31	3	9	0.2	2	9
1/7/2016	243	5	5	34	3	5	0.3	2	5
5/2/2016	346	4	5	30	3	5	0.3	2	5

Notes:
µg/L: Micrograms per liter
[1]Excludes wells MW-81 through MW-99 & MW-172 through MW-193 (constructed after initial average concentration calculations)

TABLE 11
SUMMARY OF TCE CONCENTRATIONS (AREA 1)
(September 2014 through May 2016)
Whirlpool Facility - Fort Smith, Arkansas

	Trichloroethylene (TCE) Concentrations (µg/L)												
Date(s)	**IW-127**	**IW-141**	**IW-147**	**IW-152**	**IW-153**	**IW-157**	**MW-25**	**MW-38**	**MW-85**	**MW-86**	**MW-92**	**MW-93**	
9/11/2014	1020	nm	nm	nm	nm	nm	nm	nm	5820	129000	nm	nm	
10/15/2014	nm	nm	nm	nm	nm	nm	nm	6750	nm	nm	nm	nm	
10/23/2014	nm	368000	199000	17600	293	74200	59800	nm	nm	nm	2160	18200	
12/4/2014	182	46300	91600	5	1.6	31700	2620	3190	27700	169000	2200	14600	
1/15/2015	nm	nm	nm	nm	nm	nm	2510	5440	5940	81200	1410	18000	
4/15-16/2015	nm	nm	nm	nm	nm	nm	4650	3060	256	46700	736	21500	
7/20/2015	nm	nm	nm	nm	nm	nm	39800	3420	132	65100	617	20800	
10/8/2015	nm	nm	nm	nm	nm	nm	68700	2740	12000	131000	1400	21100	
1/13/2016	nm	nm	nm	nm	nm	nm	43400	3680	6980	95500	1840	21200	
5/5/2016	nm	nm	nm	nm	nm	nm	53000	3040	678	64900	2210	17300	
Percent Reduction	82%	87%	54%	100%	99%	57%	96%	53%	-376%	-31%	-2%	20%	**4th Quarter 2014**
	-	-	-	-	-	-	96%	19%	-2%	37%	35%	1%	**1st Quarter 2015**
	-	-	-	-	-	-	92%	55%	96%	64%	66%	-18%	**2nd Quarter 2015**
	-	-	-	-	-	-	33%	49%	98%	50%	71%	-14%	**3rd Quarter 2015**
	-	-	-	-	-	-	-15%	59%	-106%	-2%	35%	-16%	**4th Quarter 2015**
	-	-	-	-	-	-	27%	45%	-20%	26%	15%	-16%	**1st Quarter 2016**
	-	-	-	-	-	-	11%	55%	88%	50%	-2%	5%	**2nd Quarter 2016**

Notes:
nd = Not detected
nm = Not measured
µg/L = Micrograms per liter
U = Not detected above noted method detection limit

TABLE 11
SUMMARY OF TCE CONCENTRATIONS (AREA 1)
(September 2014 through May 2016)
Whirlpool Facility - Fort Smith, Arkansas

	Trichloroethylene (TCE) Concentrations (µg/L)										
Date(s)	**MW-94**	**MW-95**	**MW-172**	**ITMW-11**	**ITMW-12**	**ITMW-15**	**ITMW-17**	**ITMW-18**	**ITMW-19**	**Total TCE Reduction (all wells)**	
9/11/2014	nm	nm	nm	nm	nm	nm	nm	nm	nm	944213	
10/15/2014	nm	nm	nm	2050	2570	1490	3510	3540	12800		
10/23/2014	11100	22300	3010	nm	nm	nm	nm	nm	nm		
12/4/2014	9570	20900	1810	1530	468	63	4630	3690	33.5	431793	
1/15/2015	9530	21100	3600	68.3	57.1	56.5	3840	488	17.4	323046	
4/15-16/2015	11800	26700	1740	0.5 U	2260	101	3920	43.5	594	293849	
7/20/2015	3890	25200	2140	33.2	652	110	5350	22.9	15.2	337071	
10/7/2015-10/8/2015	1990	26300	2110	721	314	38.9	3970	12.9	87.1	442273	
1/13/2016	936	24700	3190	2100	465	797	2600	48.8	336	377562	
5/5/2016	424	21600	2160	4630	675	659	2720	13.9	105	343904	
Percent Reduction	14%	6%	40%	25%	82%	96%	-32%	-4%	100%	54%	**4th Quarter 2014**
	14%	5%	-20%	97%	98%	96%	-9%	86%	100%	66%	**1st Quarter 2015**
	-6%	-20%	42%	100%	12%	93%	-12%	99%	95%	69%	**2nd Quarter 2015**
	65%	-13%	29%	98%	75%	93%	-52%	99%	100%	64%	**3rd Quarter 2015**
	82%	-18%	30%	65%	88%	97%	-13%	100%	99%	53%	**4th Quarter 2015**
	92%	-11%	-6%	-2%	82%	47%	26%	99%	97%	60%	**1st Quarter 2016**
	96%	3%	28%	-126%	74%	56%	23%	100%	99%	64%	**2nd Quarter 2016**

Notes:
nd = Not detected
nm = Not measured
µg/L = Micrograms per liter
U = Not detected above noted method detection limit

TABLE 12
SUMMARY OF TCE CONCENTRATIONS (MW-25, MW-85 and MW-86)
(May 2014 through May 2016)
Whirlpool Facility - Fort Smith, Arkansas

	Trichloroethylene (TCE) Concentrations (µg/L)				
Date(s)	**MW-25**	**MW-85**	**MW-86**	**Total TCE Reduction (all wells)**	
5/15 & 29/2014	18500	1970	533000	553470	
7/8/2014	49900	3780	nm		
7/31/2014	71700	nm	nm		
9/11/2014	nm	5820	129000		
10/24/2014	59800	nm	nm		
12/5/2014	2620	27700	169000	199320	
1/15/2015	2510	5940	81200	89650	
4/16/2015	4650	256	46700	51606	
7/20/2015	39800	132	65100	105032	
10/8/2015	68700	12000	131000	211700	
1/13/2016	43400	6980	95500	145880	
5/5/2016	53000	678	64900	118578	
Percent Reduction	86%	-1306%	68%	64%	**4th Quarter 2014**
	86%	-202%	85%	84%	**1st Quarter 2015**
	75%	87%	91%	91%	**2nd Quarter 2015**
	-115%	93%	88%	81%	**3rd Quarter 2015**
	-271%	-509%	75%	62%	**4th Quarter 2015**
	-135%	-254%	82%	74%	**1st Quarter 2016**
	-186%	66%	88%	79%	**2nd Quarter 2016**

Notes:
nm = Not measured
µg/L = Micrograms per liter

TABLE 13
SUMMARY OF TCE CONCENTRATIONS (SUPPLEMENTAL NECK AREA)
(May 2014 through May 2016)
Whirlpool Facility - Fort Smith, Arkansas

	Trichloroethylene (TCE) Concentrations (µg/L)						
Date(s)	**IW-101**	**MW-23**	**MW-24**	**MW-83**	**MW-84**	**Total TCE Reduction (all wells)**	
5/22 & 23/2014	509	22.8	79.7	470	214	1296	
7/8/2014	150	27.8	102	nm	nm		
9/12/2014	139	62.1	55.7	213	0.93	572	
10/23/2014	nm	189	33.1	210	0.68		
1/14-15/2015	nm	115	26.9	101	0.5 U	382	
4/14-16/2015	nm	57.5	18.8	151	0.5 U	367	
7/20/2015	nm	37.8	178	27.9	0.29 J	383	
10/7-8/2015	nm	0.65 J	44.1	9.8	0.17 U	194	
12/1-2/2015	nm	0.17 J	84.1	1.3	nm	225	
1/7/2016	42.9	0.48 J	49.3	1.1	0.17 U	94	
5/4-5/2016	20.3	0.90 J	23.8 J	3.3	0.17 U	48	
Percent Reduction	73%	-729%	58%	55%	100%	56%	**4th Quarter 2014**
	-	-404%	66%	79%	100%	70%	**1st Quarter 2015**
	-	-152%	76%	68%	100%	72%	**2nd Quarter 2015**
	-	-66%	-123%	94%	100%	70%	**3rd Quarter 2015**
	-	99%	-6%	100%	100%	83%	**4th Quarter 2015**
	92%	98%	38%	100%	100%	93%	**1st Quarter 2016**
	96%	98%	70%	99%	100%	96%	**2nd Quarter 2016**

Notes:
nm = Not measured
µg/L = Micrograms per liter
U = Not detected above noted method detection limit

TABLE 14
SUMMARY OF TCE CONCENTRATIONS (AREAS 2 AND 3)
(May 2014 through May 2016)
Whirlpool Facility - Fort Smith, Arkansas

	Trichloroethylene (TCE) Concentrations (µg/L)												
Date(s)	**IW-115**	**MW-81**	**MW-82**	**IW-77**	**IW-78**	**IW-79**	**MW-34**	**MW-35R**	**MW-36**	**MW-65**	**IW-80**	**Total TCE Reduction (all wells)**	
5/13-14 & 5/28-30/2014	504	512	285	1460	255	426	19.9	183	0.5 U	195	24.2	3865	
7/29-30/2014	nm	nm	nm	1540	nm	nm	78.2	64.7	0.61	17.1	25.6	3708	
9/11 & 10/14-23/2014	355	463	50	554	39.6	105	47.7	79.2	0.5 U	30.8	11.8	1737	
1/12-14/2015	nm	385	66	201	nm	nm	22	10.9	0.5 U	19.2	7.1	1211	
4/14-15/2015	nm	198	0.5 U	153	nm	nm	13.8	39.5	0.5 U	16	9.2	930	
7/20/2015	nm	275	5.3	130	nm	nm	3.5	33.7	0.22 J	26.3	12.5	986	
10/6-8/2015	nm	160	4.2	24.3	nm	nm	4.5	15.4	0.17 U	0.28 J	10.6	719	
12/1-2/2015	nm	56.1	nm	87.8	nm	nm	nm	0.89 J	nm	6.6	9	669	
1/7/2016 & 1/11/2016	169	157	5.6	95.3	1.5	70	2.6	13.2	0.31 J	14.5	4.2	533	
5/3-4/2016	51.9	256	31.7	101	1.3	55	2.5	19.3	1.7	21.5	4.3	546	
Percent Reduction	30%	10%	82%	62%	84%	75%	-140%	57%	-	84%	51%	55%	**4th Quarter 2014**
	-	25%	77%	86%	-	-	-11%	94%	-	90%	71%	69%	**1st Quarter 2015**
	-	61%	100%	90%	-	-	31%	78%	-	92%	62%	76%	**2nd Quarter 2015**
	-	46%	98%	91%	-	-	82%	82%	-	87%	48%	74%	**3rd Quarter 2015**
	-	89%	99%	94%	-	-	77%	100%	-	97%	63%	83%	**4th Quarter 2015**
	66%	69%	98%	93%	99%	84%	87%	93%	-	93%	83%	86%	**1st Quarter 2016**
	90%	50%	89%	93%	99%	87%	87%	89%	-	89%	82%	86%	**2nd Quarter 2016**

Notes:
nm = Not measured
µg/L = Micrograms per liter
U = Not detected above noted method detection limit

TABLE 15
SUMMARY OF WATER QUALITY PARAMETERS (MW-61R PILOT TEST)
Whirlpool Facility - Fort Smith, Arkansas

Well	Time - Time Stamp	TOC Elevation (feet)	Depth to Water (feet)	Groundwater Elevation (feet)	Temperature (°C)	Conductivity (µS/cm)	DO (mg/L)	pH (SU)	ORP (mV)	Fe(II) (mg/L)	Notes
MW-61R	9/18/2015 15:07	459.31	4.5	454.81	25.09	687	0.38	6.22	-147.3	ND	Pre-Injection Baseline
	9/30/2015 12:51	459.31	3.05	456.26							During Injection
	9/30/2015 14:25	459.31	7.72	451.59	24.06	531	1.37	6.29	79.1	2.4	
	9/30/2015 14:44	459.31	8.14	451.17	23.93	526	1.25	6.29	84.6	3.3	
	9/30/2015 15:46	459.31	8.80	450.51	23.80	530	1.31	6.23	78.8		
	9/30/2015 17:04	459.31	14.14	445.17	23.00	564	0.32	6.47	15.4		
	10/1/2015 10:46	459.31	2.96	456.35							
	10/1/2015 11:19	459.31	8.40	450.91	23.49	646	3.75	6.28	111.3	ND	
	10/1/2015 13:13	459.31	13.13	446.18	22.98	678	1.46	6.34	65.5	3.3	
	10/1/2015 14:00	459.31	14.84	444.47	22.71	680	1.06	6.35	58.4	3.3	
	10/1/2015 17:30	459.31			23.64	658	5.00	6.45	94.8		
	10/2/2015 8:44	459.31	1.85	457.46							
	10/2/2015 9:18	459.31			23.33	720	2.99	6.28	-33.8		
	10/2/2015 13:44	459.31			23.33	1189	3.08	6.29	-50	3.3	
	10/2/2015 15:26	459.31			23.91	1090	2.74	6.24	-57.2	3.3	
	10/8/2015 9:40	459.31	3.08	456.23							6 days post injection
	10/8/2015 10:25	459.31	6.65	452.66	24.55	4238	1.30	5.52	-13.1	>3.3	
	10/22/2015 9:35	459.31	7.15	452.16	23.96	2190	0.00	6.20	-152	3.0	20 days post injection
	11/4/2015 14:31	459.31	5.45	453.86	23.77	1790	0.07	6.50	-105.6	3.3	30 days post injection
	12/1/2015 15:55	459.31	6.49	452.82	19.70	1802	0.08	6.85	-148.7	2.8	60 days post injection
	1/8/2016 8:30	459.31	7.10	452.21	16.18	1207	0.21	6.82	-117.3	>3.0	90 days post injection
	5/3/2016 12:10	459.31	6.40	452.91	18.18	1250	0.17	6.79	-124.8	>3.3	210 days post injection

TABLE 15
SUMMARY OF WATER QUALITY PARAMETERS (MW-61R PILOT TEST)
Whirlpool Facility - Fort Smith, Arkansas

Well	Time - Time Stamp	TOC Elevation (feet)	Depth to Water (feet)	Groundwater Elevation (feet)	Temperature (°C)	Conductivity (µS/cm)	DO (mg/L)	pH (SU)	ORP (mV)	Fe(II) (mg/L)	Notes
TMW-10	9/18/2015 13:40	460.75	4.2	456.55	23.96	932	0.78	6.31	-183.9	ND	Pre-Injection Baseline
	9/30/2015 11:34	460.75	3.34	457.41							During Injection
	9/30/2015 17:57	460.75	4.95	455.80	21.1	753	1.79	6.47	167.1		*
	10/1/2015 18:03	460.75			21.75	906	6.61	6.53	162.0		
	10/2/2015 8:59	460.75	1.89	458.86							
	10/2/2015 9:42	460.75			21.25	866	4.84	6.40	132.1	0.41	
	10/2/2015 11:22	460.75			21.59	868	5.08	6.38	190.1	3.3	*
	10/8/2015 12:15	460.75	0	460.75							6 days post injection
	10/8/2015 12:57	460.75	1.16	459.59	23.13	833	4.24	6.40	101.4	>3.3	
	11/4/2015 13:05	460.75	2.6	458.15	21.65	871	3.00	6.34	97.6		30 days post injection
	12/1/2015 13:58	460.75	3.91	456.84	19.67	800	2.02	6.29	136.2	1.4	60 days post injection
	1/8/2016 8:40	460.75	5.00	455.75	16.94	822	2.17	6.19	209.8	0.14	90 days post injection
	5/4/2016 10:10	460.75	5.70	455.05	17.10	869	1.12	6.40	135.5	0.13	210 days post injection
TMW-11	9/18/2015 10:05	460.20	3.49	456.71	23.93	1005	3.07	6.52	12.4	ND	Pre-Injection Baseline
	10/1/2015 9:34	460.20	2.51	457.69							During Injection
	10/1/2015 10:31	460.20	3.49	456.71	22.07	985	2.58	6.75	126.8	ND	
	10/1/2015 18:08	460.20			21.27	968	6.71	6.86	166		
	10/2/2015 13:58	460.20			21.00	1147	4.06	6.62	28.3	3.3	
	10/2/2015 15:46	460.20			21.39	1033	3.05	6.58	37		
	10/8/2015 13:02	460.20	6.44	453.76	23.35	5448	1.01	5.72	-61.9	3.0	6 days post injection
	11/4/2015 14:00	460.20	1.98	458.22	21.59	4,196	5.16	6.24	-18.4	3.3	30 days post injection
	12/1/2015 13:35	460.20	3.25	456.95	17.07	5,609	0.11	6.74	-150.3	>3.0	60 days post injection
	1/8/2016 8:53	460.20	4.43	455.77	15.83	3,793	0.16	7.19	-128	>3.0	90 days post injection
	5/3/2016 15:10	460.20	4.96	455.24	18.93	2,512	0.15	7.17	-153.8	*	210 days post injection

Notes:

µS/cm = MicroSiemens per centimeter
mg/L = Miligrams per liter
ND = Not detected
TOC = Top of casing
DO = Dissolved oxygen
ORP = Oxidation reduction potential
mV = Millivolts
* = Inconclusive test

Injection intervals: 8 to 10 feet (ft) below ground surface (bgs) and 10 to 12 ft., bgs (see boring logs for modification of injection intervals).
Injection pressures: 150 psi air surge to clear injection rod ports and develop pathway-breakout, injection pressures 80 to 100 psi at injection pump.
Injection solution at each depth interval: 85.2 pounds (lbs) Provectus IR; 7.5 (lbs) MgO; 0.15 lbs DHC inoculum; (55 gallons total solution).
10/1/15, 15:08 hours, pressurization, gurgling TMW-10 during injection at IP-34.
10/1/15, 15:52 hours, pressurization, gurgling MW-61R during injection at IP-12.
10/2/15, 10:06 hours, pressurization, TMW-11 well cap displaced during injection at IP-26.
10/2/15, yellow GW, solids, yeast-odor MW-61R.
10/2/15, yellow GW, solids, yeast-odor TMW-11.

TABLE 16
GROUNDWATER SAMPLE ANALYTICAL RESULTS ISCR PILOT WELLS
(July 2015 through May 2016)
Whirlpool Facility - Fort Smith, Arkansas

Location		MW-61R	MW-61R	MW-61R	MW-61R	MW-61R	MW-61R	MW-61R	MW-61R	TMW-10	TMW-10	TMW-10	TMW-10	TMW-10	TMW-10
Field Sample ID	Remedial Action Levels per ADEQ RADD Issued Dec 2013	MW-61R-201507	MW-61R-GW-091815	MW-61R-201510	DUP-02-201510	MW-61R-201511	MW-61R-201512	MW-61R-201601	MW-61R-201605	TMW-10-GW-091815	TMW-10-201510	TMW-10-201511	TMW-10-201512	TMW-10-201601	TMW-10-201605
Lab Sample ID(s)		057MG030, 161940005, 60198937025	167200003, 60203213003	086MJ09, 169690006, 60204767001	60204767002	60206665003	175080003, 60208468003	179040010, 021NA08	190510021, 190770016, 60218288008, 002NE033	167200002, 60203213002	60204791002	60206665001	175080001, 60208468001	60210924001	190520001, 190770017, 60218387004, 002NE037
Sample Date		7/21/2015	9/18/2015	10/8/2015	10/8/2015	11/4/2015	12/1/2015	1/8/2016	5/3/2016	9/18/2015	10/8/2015	11/4/2015	12/1/2015	1/8/2016	5/4/2016
Sample Method		Low Flow		Low Flow	Low Flow			Low Flow	Low Flow		Low Flow			Low Flow	Low Flow
Comments					Field Duplicate										
Volatile Organic Compounds															
Acetone	12000	U (1.9)	U (1.9)	U (1.9)	U (1.9)	58.1 (1.9)	148 (1.9)	U (1.9)	U (1.9)	U (1.9)	3.4 J (1.9)	8.4 J (1.9)	2.0 (1.9)	U (1.9)	U (1.9)
Benzene	5	U (0.060)	U (0.060)	0.099 J (0.060)	0.11 J (0.060)	U (0.060)	0.10 J (0.060)	U (0.060)	U (0.060)	U (0.060)	U (0.060)	U (0.060)	U (0.060)	U (0.060)	U (0.060)
Bromodichloromethane	80	U (0.19)	U (0.19)	U (0.19)	U (0.19)	U (0.19)	U (0.19)	U (0.19)	U (0.19)	U (0.19)	U (0.19)	U (0.19)	U (0.19)	U (0.19)	U (0.19)
Bromoform	80	U (0.070)	U (0.070)	U (0.070)	U (0.070)	U (0.070)	U (0.070)	U (0.070)	U (0.070)	U (0.070)	U (0.070)	U (0.070)	U (0.070)	U (0.070)	U (0.070)
Bromomethane	7	U (0.16)	U (0.16)	U (0.16)	U (0.16)	U (0.16)	U (0.16)	U (0.16)	U (0.16)	U (0.16)	U (0.16)	U (0.16)	U (0.16)	U (0.16)	U (0.16)
2-Butanone	4900	U (0.59)	U (0.59)	243 (0.59)	269 (0.59)	155 (0.59)	233 (0.59)	U (0.59)	U (0.59)	U (0.59)	3.6 J (0.59)	8.6 J (0.59)	U (0.59)	U (0.59)	U (0.59)
Carbon Disulfide	720	U (0.12)	U (0.12)	0.34 J (0.12)	0.59 J (0.12)	0.49 J (0.12)	0.27 J (0.12)	U (0.12)	U (0.12)	U (0.12)	U (0.12)	0.31 J (0.12)	U (0.12)	U (0.12)	U (0.12)
Carbon Tetrachloride	5	U (0.18)	U (0.18)	U (0.18)	U (0.18)	U (0.18)	U (0.18)	U (0.18)	U (0.18)	U (0.18)	U (0.18)	U (0.18)	U (0.18)	U (0.18)	U (0.18)
Chlorobenzene	100	U (0.21)	U (0.21)	U (0.21)	U (0.21)	U (0.21)	U (0.21)	U (0.21)	U (0.21)	U (0.21)	U (0.21)	U (0.21)	U (0.21)	U (0.21)	U (0.21)
Chloroethane	12000	U (0.15)	U (0.15)	U (0.15)	U (0.15)	U (0.15)	U (0.15)	U (0.15)	U (0.15)	U (0.15)	U (0.15)	U (0.15)	U (0.15)	U (0.15)	U (0.15)
Chloroform	80	0.45 J (0.14)	0.18 J (0.14)	0.20 J (0.14)	0.26 J (0.14)	U (0.14)	U (0.14)	U (0.14)	U (0.14)	U (0.14)	U (0.14)	U (0.14)	U (0.14)	U (0.14)	U (0.14)
Chloromethane	190	U (0.080)	U (0.080)	U (0.080)	U (0.080)	U (0.080)	0.52 J (0.080)	0.27 J (0.080)	U (0.080)	U (0.080)	U (0.080)	U (0.080)	0.29 J (0.080)	0.14 J (0.080)	U (0.080)
Dibromochloromethane	80	U (0.21)	U (0.21)	U (0.21)	U (0.21)	U (0.21)	U (0.21)	U (0.21)	U (0.21)	U (0.21)	U (0.21)	U (0.21)	U (0.21)	U (0.21)	U (0.21)
1,1-Dichloroethane	2.4	U (0.050)	U (0.050)	U (0.050)	U (0.050)	U (0.050)	U (0.050)	U (0.050)	U (0.050)	U (0.050)	U (0.050)	U (0.050)	U (0.050)	U (0.050)	U (0.050)
1,2-Dichloroethane	5	U (0.12)	U (0.12)	U (0.12)	U (0.12)	U (0.12)	U (0.12)	U (0.12)	U (0.12)	U (0.12)	U (0.12)	U (0.12)	U (0.12)	U (0.12)	U (0.12)
1,1-Dichloroethene	7	U (0.20)	U (0.20)	U (0.20)	U (0.20)	U (0.20)	U (0.20)	U (0.20)	U (0.20)	0.26 J (0.20)	U (0.20)	U (0.20)	U (0.20)	U (0.20)	0.23 J (0.20)
cis-1,2-Dichloroethene	70	U (0.080)	U (0.080)	U (0.080)	U (0.080)	1.1 (0.080)	4.6 (0.080)	4.6 (0.080)	3.8 (0.080)	1.9 (0.080)	1.1 (0.080)	0.72 J (0.080)	0.88 J (0.080)	3.1 (0.080)	12.9 (0.080)
trans-1,2-Dichloroethene	100	U (0.20)	U (0.20)	U (0.20)	U (0.20)	U (0.20)	0.36 J (0.20)	U (0.20)	U (0.20)	U (0.20)	U (0.20)	U (0.20)	U (0.20)	U (0.20)	U (0.20)
1,2-Dichloropropane	5	U (0.16)	U (0.16)	U (0.16)	U (0.16)	U (0.16)	U (0.16)	U (0.16)	U (0.16)	U (0.16)	U (0.16)	U (0.16)	U (0.16)	U (0.16)	U (0.16)
1,3-Dichloropropene (total)	0.41	U (0.14)	U (0.14)	U (0.14)	U (0.14)	U (0.14)	U (0.14)	U (0.14)	U (0.14)	U (0.14)	U (0.14)	U (0.14)	U (0.14)	U (0.14)	U (0.14)
cis-1,3-Dichloropropene		U (0.14)	U (0.14)	U (0.14)	U (0.14)	U (0.14)	U (0.14)	U (0.14)	U (0.14)	U (0.14)	U (0.14)	U (0.14)	U (0.14)	U (0.14)	U (0.14)
trans-1,3-Dichloropropene		U (0.12)	U (0.12)	U (0.12)	U (0.12)	U (0.12)	U (0.12)	U (0.12)	U (0.12)	U (0.12)	U (0.12)	U (0.12)	U (0.12)	U (0.12)	U (0.12)
Ethyl Benzene	700	U (0.18)	U (0.18)	U (0.18)	U (0.18)	U (0.18)	U (0.18)	U (0.18)	U (0.18)	U (0.18)	U (0.18)	U (0.18)	U (0.18)	U (0.18)	U (0.18)
2-Hexanone	34	U (1.2)	U (1.2)	U (1.2)	U (1.2)	U (1.2)	U (1.2)	U (1.2)	U (1.2)	U (1.2)	U (1.2)	U (1.2)	U (1.2)	U (1.2)	U (1.2)
4-Methyl-2-pentanone	1000	U (0.42)	U (0.42)	1.5 J (0.42)	1.5 J (0.42)	U (0.42)	0.61 J (0.42)	U (0.42)	U (0.42)	U (0.42)	U (0.42)	U (0.42)	U (0.42)	U (0.42)	U (0.42)
Methylene Chloride	5	U (0.15)	U (0.15)	U (0.15)	U (0.15)	U (0.15)	0.26 (0.15)	U (0.15)	U (0.15)	U (0.15)	U (0.15)	U (0.15)	U (0.15)	U (0.15)	U (0.15)
Styrene	100	U (0.12)	U (0.12)	U (0.12)	U (0.12)	U (0.12)	U (0.12)	U (0.12)	U (0.12)	U (0.12)	U (0.12)	U (0.12)	U (0.12)	U (0.12)	U (0.12)
1,1,2,2-Tetrachloroethane	0.066	U (0.15)	U (0.15)	U (0.15)	U (0.15)	U (0.15)	U (0.15)	U (0.15)	U (0.15)	U (0.15)	U (0.15)	U (0.15)	U (0.15)	U (0.15)	U (0.15)
Tetrachloroethene	5	U (0.10)	U (0.10)	U (0.10)	U (0.10)	U (0.10)	0.16 J (0.10)	U (0.10)	U (0.10)	U (0.10)	U (0.10)	U (0.10)	U (0.10)	U (0.10)	U (0.10)
Toluene	1000	U (0.17)	U (0.17)	0.22 J (0.17)	0.32 J (0.17)	U (0.17)	0.46 J (0.17)	0.23 J (0.17)	U (0.17)	U (0.17)	U (0.17)	U (0.17)	U (0.17)	U (0.17)	U (0.17)
1,1,1-Trichloroethane	200	U (0.11)	U (0.11)	U (0.11)	U (0.11)	U (0.11)	U (0.11)	U (0.11)	U (0.11)	U (0.11)	U (0.11)	U (0.11)	U (0.11)	U (0.11)	U (0.11)
1,1,2-Trichloroethane	5	U (0.20)	U (0.20)	U (0.20)	U (0.20)	U (0.20)	U (0.20)	U (0.20)	U (0.20)	U (0.20)	U (0.20)	U (0.20)	U (0.20)	U (0.20)	U (0.20)
Trichloroethene	5	14.7 (0.17)	16.5 (0.17)	11.7 (0.17)	13.3 (0.17)	9.2 (0.17)	5.0 (0.17)	3.9 (0.17)	5.3 (0.17)	190 (0.17)	102 (0.17)	120 (0.17)	114 (0.17)	103 (0.17)	123 (0.17)
Vinyl Chloride	2	U (0.13)	U (0.13)	U (0.13)	U (0.13)	U (0.13)	U (0.13)	U (0.13)	U (0.13)	U (0.13)	U (0.13)	U (0.13)	U (0.13)	U (0.13)	U (0.13)
Xylenes (total)	10000	U (0.42)	U (0.42)	U (0.42)	U (0.42)	U (0.42)	U (0.42)	U (0.42)	U (0.42)	U (0.42)	U (0.42)	U (0.42)	U (0.42)	U (0.42)	U (0.42)
Metals															
Iron	NE	3790 (50.0)	4110 (50.0)	74000 M1 (50.0)	NM	NM	52400 (50.0)	27300 (50.0)	22000 (50.0)	755 (50.0)	NM	NM	1730 (50.0)	NM	2160 (50.0)
Manganese	NE	1480 (5.0)	NM	20000 M1 (5.0)	NM	NM	6320 (5.0)	2850 (5.0)	1710 (5.0)	NM	NM	NM	37.4 (5.0)	NM	20.6 (5.0)
Monitored Natural Attenuation Parameters (Laboratory)															
Acetic acid	NE	U (5000)	U (5000)	1800000 (100000)	NM	NM	13000 (5000)	U (5000)	U (5000)	U (5000)	NM	NM	U (5000)	NM	U (5000)
Total Alkalinity	NE	124000 (20000)	NM	1190000 (40000)	NM	NM	862000 (20000)	U (20000)	384000 (20000)	NM	NM	NM	154000 (20000)	NM	171000 (20000)
Ammonia	NE	U (100)	NM	8100 (500)	NM	NM	NM	980 (100)	2000 (100)	NM	NM	NM	NM	NM	U (100)
Bicarbonate Alkalinity	NE	124000 (20000)	NM	1190000 (40000)	NM	NM	862000 (20000)	U (20000)	384000 (20000)	NM	NM	NM	154000 (20000)	NM	171000 (20000)
Butyric acid	NE	U (5000)	U (5000)	280000 (100000)	NM	NM	U (5000)	U (5000)	U (5000)	U (5000)	NM	NM	U (5000)	NM	U (5000)
Carbon Dioxide	NE	265000 (20000)	NM	8230000 (20000)	NM	NM	1000000 (20000)	U (20000)	463000 (20000)	NM	NM	NM	294000 (20000)	NM	287000 (20000)
Organic Carbon (total)	NE	U (1000)	U (1000)	1620000 (200000)	NM	NM	NM	7700 (2000)	2800 (1000)	U (1000)	NM	NM	NM	NM	510 J (1000)
Organic Carbon (dissolved)	NE	NM	U (1000)	NM	NM	NM	NM	4000 (1000)	2500 (1000)	U (1000)	NM	NM	NM	NM	570 (1000)
Carbonate Alkalinity	NE	U (20000)	NM	U (40000)	NM	NM	U (20000)	U (20000)	U (20000)	NM	NM	NM	U (20000)	NM	U (20000)
Chloride	NE	110000 (10000)	108000 (10000)	130000 (20000)	NM	NM	NM	81200 (5000)	83600 (10000)	177000 (10000)	NM	NM	NM	NM	154000 (20000)
2-Chloroethanol	NE	U (10000)	U (10000)	U (10000)	NM	NM	NM	U (10000)	U (10000)	U (10000)	NM	NM	NM	NM	U (10000)
Iron, Ferric	NE	2000 (200)	4100 (200)	70700 (200)	NM	NM	NM	24300 (200)	18600 (200)	760 (200)	NM	NM	NM	NM	2000 (200)
Lactic Acid	NE	U (10000)	U (10000)	U (20000)	NM	NM	U (10000)	U (10000)	U (10000)	U (10000)	NM	NM	U (10000)	NM	U (10000)
Nitrogen	NE	1300 M1 (100)	1400 (100)	110 M1 (100)	NM	NM	NM	U (100)	U (100)	280 (100)	NM	NM	NM	NM	140 (100)
Nitrogen, Nitrate (As N)	NE	1300 (100)	1400 (100)	110 M1 (100)	NM	NM	U (1000)	U (100)	U (100)	280 (100)	NM	NM	1900 (1000)	NM	140 (100)
Nitrogen, Nitrite	NE	U (100)	U (100)	U (100)	NM	NM	U (1000)	U (100)	U (100)	U (100)	NM	NM	U (1000)	NM	U (100)
pH [PH UNITS]	NE	6.2 (0.10)	NM	5.5 (0.10)	NM	NM	6.8 (0.10)	6.8 (0.10)	6.8 (0.10)	NM	NM	NM	6.3 (0.10)	NM	6.4 (0.10)
Phosphates (total)	NE	130 M1 (30)	NM	3600 (310)	NM	NM	NM	180 (30)	590 (30)	NM	NM	NM	NM	NM	210 (30)
Propionic Acid	NE	U (5000)	U (5000)	140000 (100000)	NM	NM	76000 (5000)	U (5000)	U (5000)	U (5000)	NM	NM	U (5000)	NM	U (5000)
Pyruvic Acid	NE	U (5000)	U (5000)	U (10000)	NM	NM	U (5000)	U (5000)	U (5000)	U (5000)	NM	NM	U (5000)	NM	U (5000)
Sulfide (total)	NE	U (50)	NM	21 J (50)	NM	NM	NM	U (50)	U (50)	NM	NM	NM	NM	NM	U (50)
Sulfate	NE	14800 (1000)	11000 (1000)	79000 (5000)	NM	NM	7400 (1000)	12100 (1000)	7500 (1000)	2100 (1000)	NM	NM	3700 (1000)	NM	2300 (1000)
Gases															
Acetylene	NE	U (0.50)	NM	U (0.50)	NM	NM	U (0.50)	U (0.50)	U (0.50)	NM	NM	NM	U (0.50)	NM	U (0.50)
Methane	NE	4.5 (0.50)	2.1 (0.50)	4.3 (0.50)	NM	NM	10000 (0.50)	12000 (0.50)	12000 (0.50)	U (0.50)	NM	NM	1.3 (0.50)	NM	700 (0.50)
Ethane	NE	1.4 (0.10)	0.31 (0.10)	0.33 (0.10)	NM	NM	0.41 (0.10)	1.7 (0.10)	2.0 (0.10)	U (0.10)	NM	NM	U (0.10)	NM	0.36 (0.10)
Ethene	NE	1.1 (0.10)	0.48 (0.10)	1.2 (0.10)	NM	NM	2.7 (0.10)	1.7 (0.10)	0.58 (0.10)	U (0.10)	NM	NM	U (0.10)	NM	0.15 (0.10)
Hydrogen (H2) [nM][4*]	NE	2.0 (0.60)	NM	500 d (12)	NM	NM	NM	0.98 (0.60)	1.1 (0.60)	NM	NM	NM	NM	NM	0.95 (0.60)
Molecular Analyses															
BAV1 Vinyl Chloride Reductase [cells/mL]	NE	U (0.5)	NM	1.9 (1)	NM	NM	NM	U (1)	U (1.25)	NM	NM	NM	NM	NM	U (2)
Dehalococcoides (DHC) [cells/mL]	NE	U (0.5)	NM	184 (1)	NM	NM	NM	30 (1)	44.1 (1.25)	NM	NM	NM	NM	NM	U (2)
tceA Reductase [cells/mL]	NE	U (0.5)	NM	U (1)	NM	NM	NM	U (1)	U (1.25)	NM	NM	NM	NM	NM	U (2)
Vinyl Chloride Reductase (vrcA) [cells/mL]	NE	U (0.5)	NM	0.3 J (1)	NM	NM	NM	U (1)	U (1.25)	NM	NM	NM	NM	NM	U (2)

Notes:
1 All concentrations are presented in ug/L except where noted.
2 All compounds are shown.
3 Concentrations that exceed the Remedial Action Levels per ADEQ RADD Issued Dec 2013 are double underlined.

U = Not detected
J = Estimated concentration
d = The analyte concentration was determined from a dilution.
( ) = Method detection limit for VOCs; reporting limit for all other parameters
* = Sampled on different day than other parameters with different method
RADD = Remedial action decision document
ADEQ = Arkansas Department of Environmental Quality
VOC = Volatile organic compounds
µg/L = Micrograms per liter
mL = Milliliters
NE = Not established
NM = Not measured

RAMBOLL ENVIRON

TABLE 16
GROUNDWATER SAMPLE ANALYTICAL RESULTS ISCR PILOT WELLS
(July 2015 through May 2016)
Whirlpool Facility - Fort Smith, Arkansas

Location	Remedial Action Levels per ADEQ RADD Issued Dec 2013	TMW-11	TMW-11	TMW-11	TMW-11	TMW-11	TMW-11
Field Sample ID		TMW-11-GW-091815	TMW-11-201510	TMW-11-201511	TMW-11-201512	TMW-11-201601	TMW-11-201605
Lab Sample ID(s)		167200001, 60203213001	60204791001	60206665002	175080002, 60208468002	179040011, 021NA010	190510020, 190770018, 60218288007, 002NE032
Sample Date		9/18/2015	10/8/2015	11/4/2015	12/1/2015	1/8/2016	5/3/2016
Sample Method			Low Flow			Low Flow	Low Flow
Comments							
Volatile Organic Compounds							
Acetone	12000	U (1.9)	104 (1.9)	636 (1.9)	1420 (9.4)	1120 (9.4)	15.4 (1.9)
Benzene	5	U (0.060)	0.27 J (0.060)	U (0.060)	0.15 J (0.060)	0.11 J (0.060)	0.11 J (0.060)
Bromodichloromethane	80	U (0.19)	U (0.19)	U (0.19)	U (0.19)	U (0.19)	U (0.19)
Bromoform	80	U (0.070)	U (0.070)	U (0.070)	U (0.070)	U (0.070)	U (0.070)
Bromomethane	7	U (0.16)	U (0.16)	1.8 J (0.16)	U (0.16)	U (0.16)	U (0.16)
2-Butanone	4900	U (0.59)	135 (0.59)	810 (0.59)	1410 (3.0)	902 (0.59)	19.7 (0.59)
Carbon Disulfide	720	U (0.12)	0.92 J (0.12)	2.6 J (0.12)	0.38 J (0.12)	0.68 J (0.12)	0.56 J (0.12)
Carbon Tetrachloride	5	U (0.18)	U (0.18)	U (0.18)	U (0.18)	U (0.18)	U (0.18)
Chlorobenzene	100	U (0.21)	U (0.21)	U (0.21)	U (0.21)	U (0.21)	U (0.21)
Chloroethane	12000	U (0.15)	U (0.15)	U (0.15)	0.48 J (0.15)	U (0.15)	U (0.15)
Chloroform	80	U (0.14)	U (0.14)	U (0.14)	U (0.14)	U (0.14)	U (0.14)
Chloromethane	190	U (0.080)	U (0.080)	U (0.080)	0.46 J (0.080)	0.31 J (0.080)	U (0.080)
Dibromochloromethane	80	U (0.21)	U (0.21)	U (0.21)	U (0.21)	U (0.21)	U (0.21)
1,1-Dichloroethane	2.4	U (0.050)	U (0.050)	U (0.050)	U (0.050)	U (0.050)	U (0.050)
1,2-Dichloroethane	5	U (0.12)	U (0.12)	U (0.12)	U (0.12)	U (0.12)	U (0.12)
1,1-Dichloroethene	7	U (0.20)	U (0.20)	U (0.20)	U (0.20)	U (0.20)	U (0.20)
cis-1,2-Dichloroethene	70	0.15 J (0.080)	U (0.080)	2.5 (0.080)	5.8 (0.080)	5.3 (0.080)	3.6 (0.080)
trans-1,2-Dichloroethene	100	U (0.20)	U (0.20)	U (0.20)	0.64 J (0.20)	U (0.20)	U (0.20)
1,2-Dichloropropane	5	U (0.16)	U (0.16)	U (0.16)	U (0.16)	U (0.16)	U (0.16)
1,3-Dichloropropene (total)	0.41	U (0.14)	U (0.14)	U (0.14)	U (0.14)	U (0.14)	U (0.14)
cis-1,3-Dichloropropene		U (0.14)	U (0.14)	U (0.14)	U (0.14)	U (0.14)	U (0.14)
trans-1,3-Dichloropropene		U (0.12)	U (0.12)	U (0.12)	U (0.12)	U (0.12)	U (0.12)
Ethyl Benzene	700	U (0.18)	U (0.18)	U (0.18)	U (0.18)	U (0.18)	U (0.18)
2-Hexanone	34	U (1.2)	U (1.2)	3.6 J (1.2)	5.3 J (1.2)	3.9 J (1.2)	U (1.2)
4-Methyl-2-pentanone	1000	U (0.42)	4.0 J (0.42)	2.0 J (0.42)	1.6 J (0.42)	1.1 J (0.42)	0.89 J (0.42)
Methylene Chloride	5	U (0.15)	0.66 (0.15)	U (0.15)	0.30 (0.15)	U (0.15)	U (0.15)
Styrene	100	U (0.12)	U (0.12)	U (0.12)	U (0.12)	U (0.12)	U (0.12)
1,1,2,2-Tetrachloroethane	0.066	U (0.15)	U (0.15)	U (0.15)	U (0.15)	U (0.15)	U (0.15)
Tetrachloroethene	5	U (0.10)	U (0.10)	U (0.10)	U (0.10)	U (0.10)	U (0.10)
Toluene	1000	U (0.17)	0.46 J (0.17)	U (0.17)	0.57 J (0.17)	0.44 J (0.17)	0.90 J (0.17)
1,1,1-Trichloroethane	200	U (0.11)	U (0.11)	U (0.11)	U (0.11)	U (0.11)	U (0.11)
1,1,2-Trichloroethane	5	U (0.20)	U (0.20)	U (0.20)	U (0.20)	U (0.20)	U (0.20)
Trichloroethene	5	31.1 (0.17)	14.3 (0.17)	6.3 (0.17)	0.63 J (0.17)	3.1 (0.17)	8.1 (0.17)
Vinyl Chloride	2	U (0.13)	U (0.13)	U (0.13)	U (0.13)	U (0.13)	U (0.13)
Xylenes (total)	10000	U (0.42)	U (0.42)	U (0.42)	U (0.42)	U (0.42)	U (0.42)
Metals							
Iron	NE	5220 (50.0)	NM	NM	193000 (50.0)	20900 (50.0)	11700 (50.0)
Manganese	NE	NM	NM	NM	35900 (50.0)	4090 (5.0)	1850 (5.0)
Monitored Natural Attenuation Parameters (Laboratory)							
Acetic acid	NE	U (5000)	NM	NM	1600000 (25000)	18000 (5000)	U (5000)
Total Alkalinity	NE	NM	NM	NM	2630000 (60000)	1750000 (40000)	967000 (20000)
Ammonia	NE	NM	NM	NM	NM	1900 (100)	6600 (100)
Bicarbonate Alkalinity	NE	NM	NM	NM	2630000 (60000)	1750000 (40000)	967000 (20000)
Butyric acid	NE	U (5000)	NM	NM	600000 (25000)	U (5000)	U (5000)
Carbon Dioxide	NE	NM	NM	NM	3270000 (20000)	1770000 (20000)	982000 (20000)
Organic Carbon (total)	NE	U (1000)	NM	NM	NM	306000 (100000)	46200 (10000)
Organic Carbon (dissolved)	NE	U (1000)	NM	NM	NM	284000 (50000)	22500 (2000)
Carbonate Alkalinity	NE	NM	NM	NM	U (60000)	U (40000)	U (20000)
Chloride	NE	149000 (10000)	NM	NM	NM	131000 (20000)	145000 (10000)
2-Chloroethanol	NE	U (10000)	NM	NM	NM	NM	U (10000)
Iron, Ferric	NE	5200 (200)	NM	NM	NM	17900 (200)	11000 (200)
Lactic Acid	NE	U (10000)	NM	NM	160000 (10000)	64000 (10000)	U (10000)
Nitrogen	NE	U (100)	NM	NM	NM	U (100)	U (100)
Nitrogen, Nitrate (As N)	NE	U (100)	NM	NM	U (1000)	U (100)	U (100)
Nitrogen, Nitrite	NE	U (100)	NM	NM	U (1000)	U (100)	U (100)
pH [PH UNITS]	NE	NM	NM	NM	6.7 (0.10)	7.2 (0.10)	7.2 (0.10)
Phosphates (total)	NE	NM	NM	NM	NM	350 (30)	1800 (30)
Propionic Acid	NE	U (5000)	NM	NM	550000 (25000)	260000 (5000)	U (5000)
Pyruvic Acid	NE	U (5000)	NM	NM	U (5000)	U (5000)	U (5000)
Sulfide (total)	NE	NM	NM	NM	NM	NM	U (50)
Sulfate	NE	3300 (1000)	NM	NM	910 J (1000)	1200 (1000)	2400 (1000)
Gases							
Acetylene	NE	NM	NM	NM	U (0.50)	U (0.50)	U (0.50)
Methane	NE	0.57 (0.50)	NM	NM	12000 (0.50)	15000 (0.50)	17000 (0.50)
Ethane	NE	U (0.10)	NM	NM	0.16 (0.10)	0.36 (0.10)	0.67 (0.10)
Ethene	NE	U (0.10)	NM	NM	2.6 (0.10)	2.4 (0.10)	0.80 (0.10)
Hydrogen (H2) [nM][4*]	NE	NM	NM	NM	NM	NM	1.2 (0.60)
Molecular Analyses							
BAV1 Vinyl Chloride Reductase [cells/mL]	NE	NM	NM	NM	NM	U (8.33)	U (3.33)
Dehalococcoides (DHC) [cells/mL]	NE	NM	NM	NM	NM	48.9 (8.33)	14.2 (3.33)
tceA Reductase [cells/mL]	NE	NM	NM	NM	NM	3.2 J (8.33)	U (3.33)
Vinyl Chloride Reductase (vrcA) [cells/mL]	NE	NM	NM	NM	NM	U (8.33)	U (3.33)

Notes:
1 All concentrations are presented in ug/L except where noted.
2 All compounds are shown.
3 Concentrations that exceed the Remedial Action Levels per ADEQ RADD Issued Dec 2013 are double underlined.

U = Not detected
J = Estimated concentration
d = The analyte concentration was determined from a dilution.
( ) = Method detection limit for VOCs; reporting limit for all other parameters
* = Sampled on different day than other parameters with different method
RADD = Remedial action decision document
ADEQ = Arkansas Department of Environmental Quality
VOC = Volatile organic compounds
µg/L = Micrograms per liter
mL = Milliliters
NE = Not established
NM = Not measured

TABLE 17
SUMMARY OF TCE CONCENTRATIONS (ISCR PILOT STUDY)
Whirlpool Facility - Fort Smith, Arkansas

Event	Date(s)	MW-61R	TMW-10	TMW-11
Baseline	9/18/2015	16.5	190	31.1
4Q monitoring (6 days post)	10/8/2015	11.7	102	14.3
30 days after injection	11/5/2015	9.2	120	6.3
60 days after injection	12/1/2015	5	114	0.63
90 days after injecton	1/8/2016	3.9	103	3.1
210 days after injecton	5/3/2016 & 5/4/2016	5.3	123	8.1
	Percent Reduction	67.9%	35.3%	74.0%

Notes:

Concentrations in micrograms per liter (µg/L)

Figures

FILE: L:\Loop Project Files\Whirlpool Fort Smith\2016 Q2 REPORT\mxd\2016 Q2 Potentiometric Surface Map_20160624.mxd

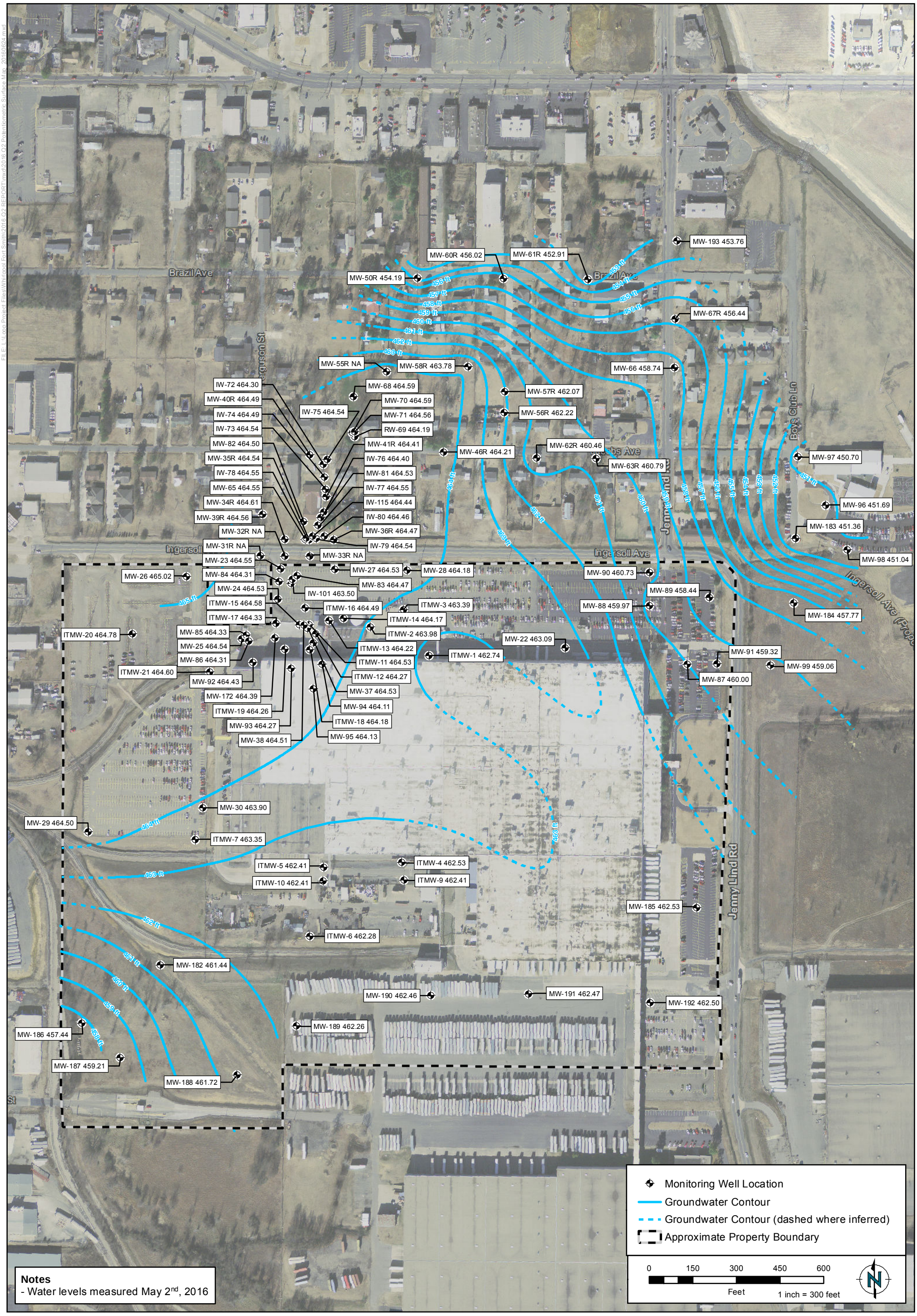

RAMBOLL ENVIRON

2016 SECOND QUARTER POTENTIOMETRIC SURFACE

Whirlpool Facility - Fort Smith, Arkansas

Figure 1A

DRAFTED BY: FK | DATE: 06/24/2016 | PROJECT: 3437500P

FILE: L:\Loop Project Files\Whirlpool Fort Smith\2016 Q2 REPORT\mxd\2016 Q1Q2 Vertical GW Gradients_20160714.mxd

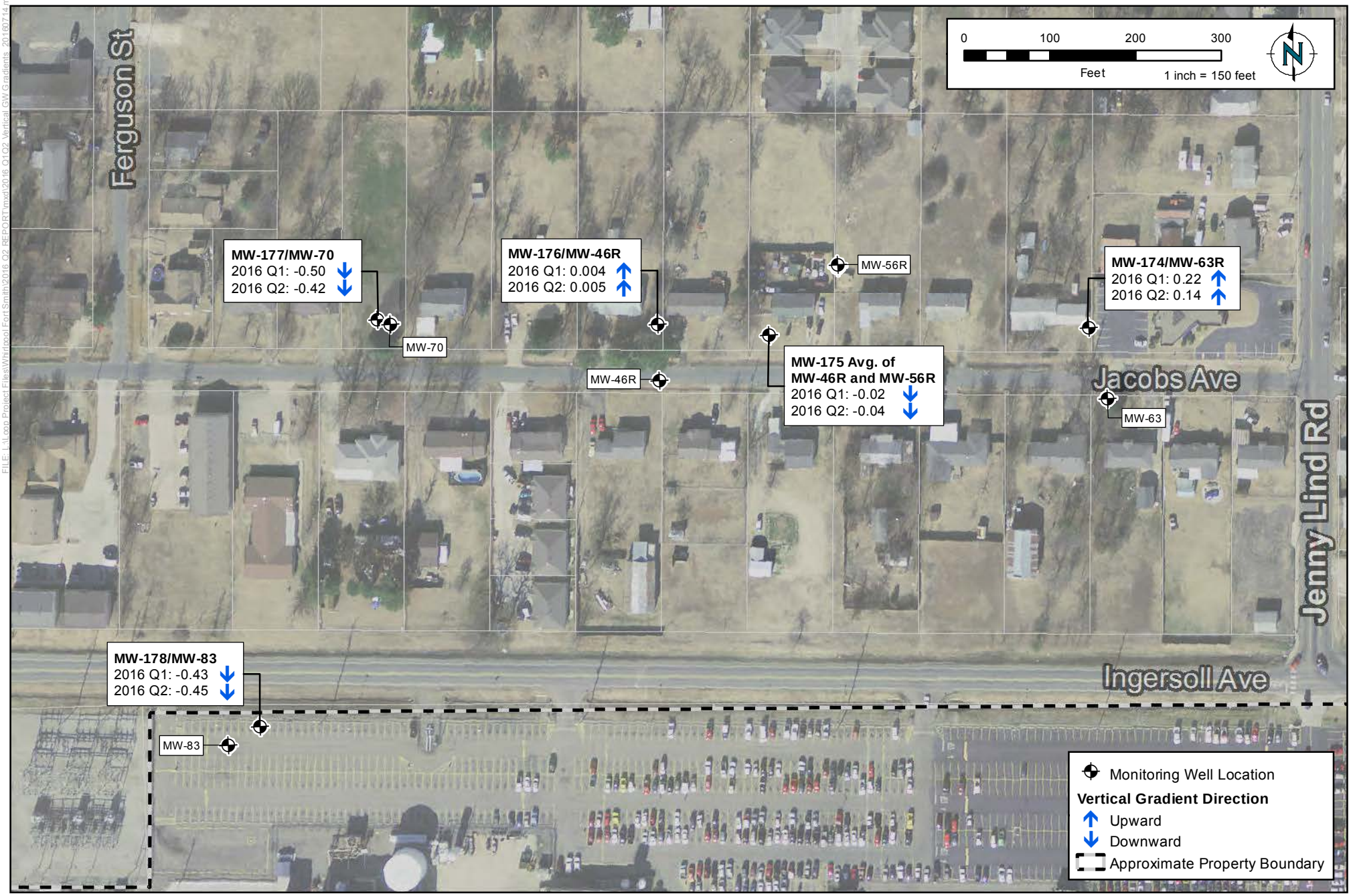

RAMBOLL ENVIRON

VERTICAL GROUNDWATER GRADIENTS OBSERVED IN NESTED WELLS FIRST QUARTER 2016 / SECOND QUARTER 2016

Whirlpool Facility - Fort Smith, Arkansas

Figure 1B

DRAFTED BY: FK | DATE: 07/14/2016 | PROJECT: 3437500P

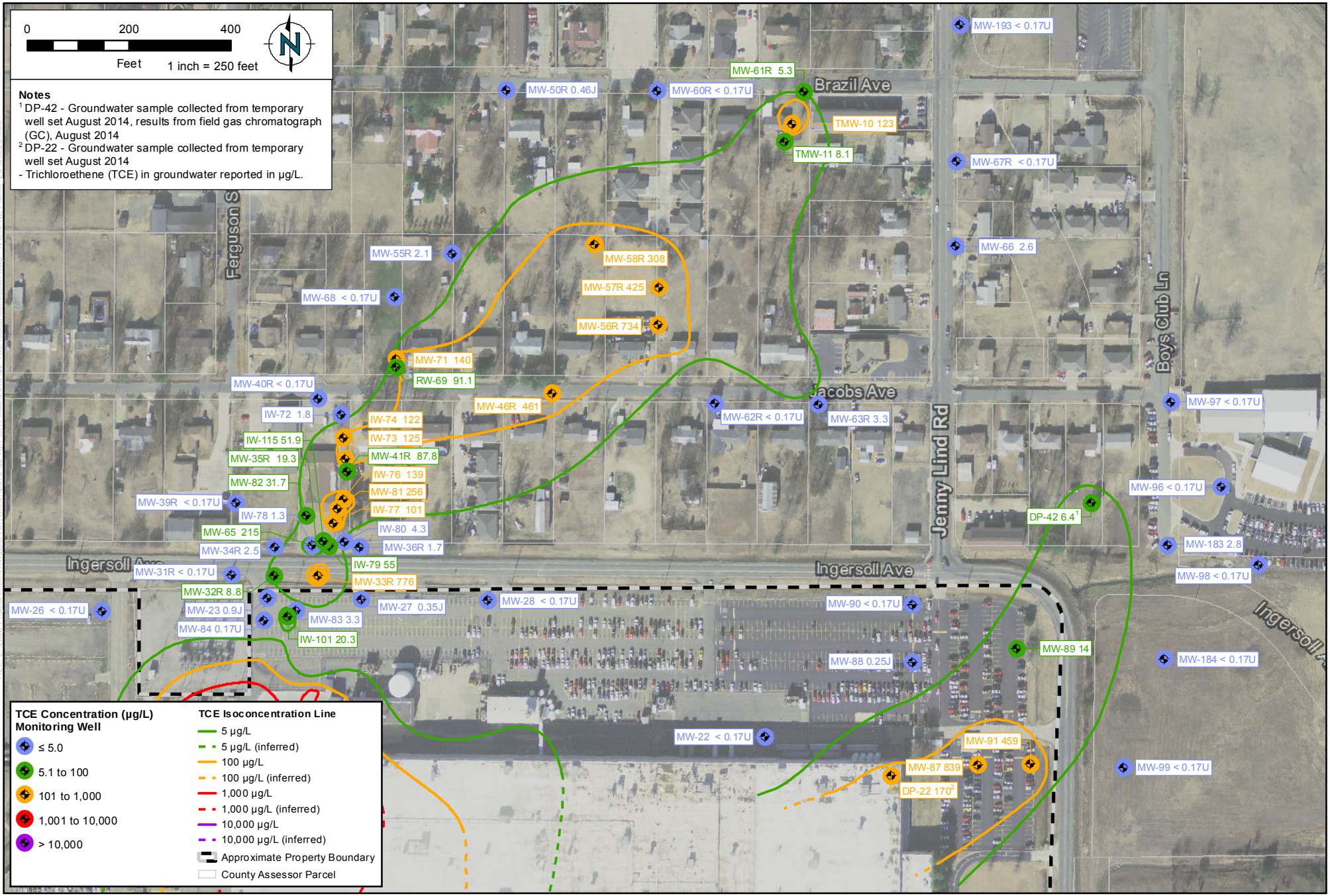

FILE: L:\Loop Project Files\Whirlpool Fort Smith\2016 Q2 REPORT\mxd\2016 Q2 TCE Isoconcentration Map - N and NE Plume_20160623.mxd

RAMBOLL ENVIRON

2016 SECOND QUARTER TCE ISOCONCENTRATION MAP NORTHERN AND NORTHEASTERN PLUMES

Whirlpool Facility - Fort Smith, Arkansas

Figure 2A

DRAFTED BY: FK | DATE: 06/23/2016 | PROJECT: 3437500P

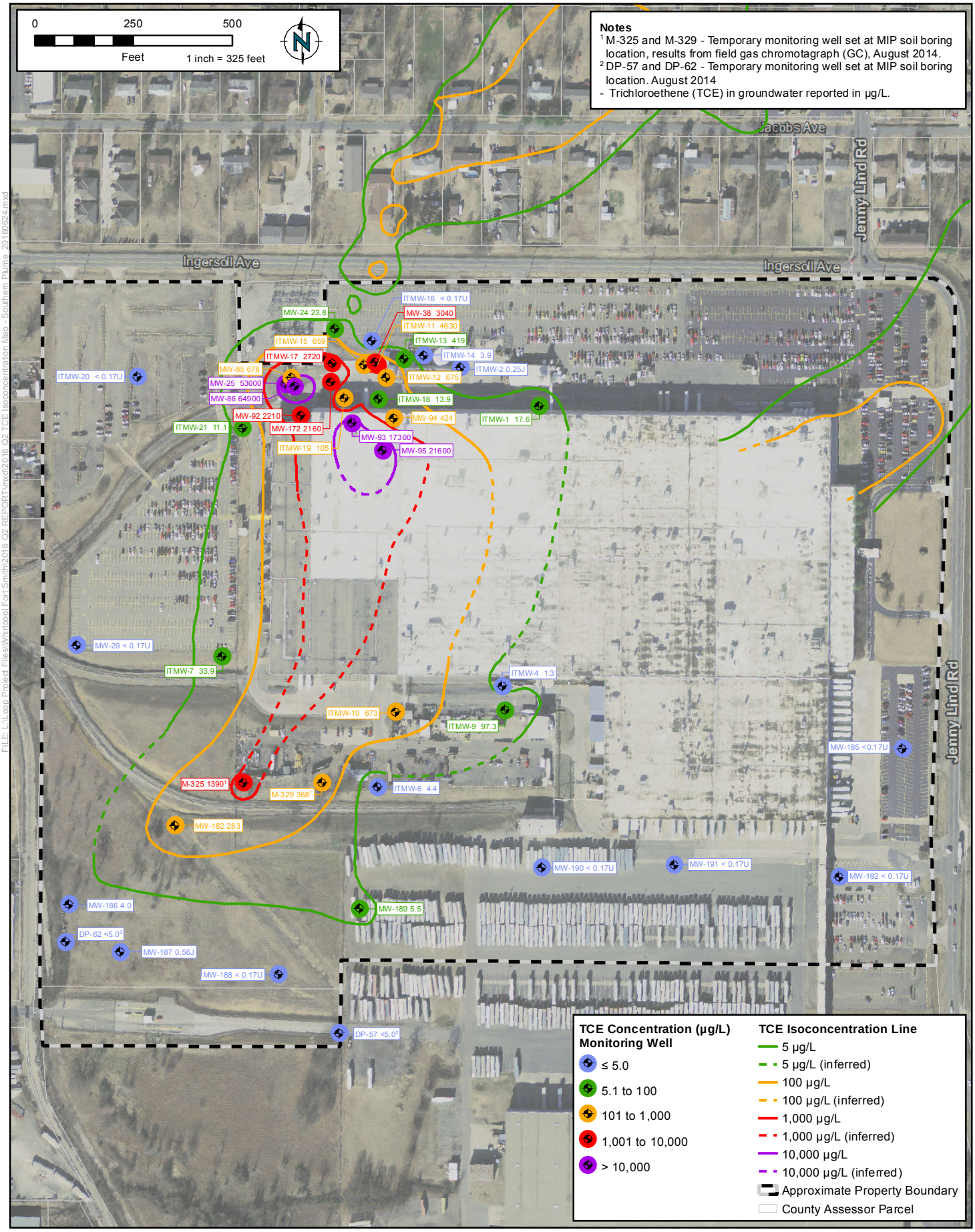

FILE: L:\Loop Project Files\Whirlpool Fort Smith\2016 Q2 REPORT\mxd\2016 Q2 TCE Isoconcentration Map - Southern Plume_20160624.mxd

RAMBOLL ENVIRON

2016 SECOND QUARTER TCE ISOCONCENTRATION MAP SOUTHERN PLUME

Whirlpool Facility - Fort Smith, Arkansas

Figure 2B

DRAFTED BY: FK | DATE: 06/24/2016 | PROJECT: 3437500P

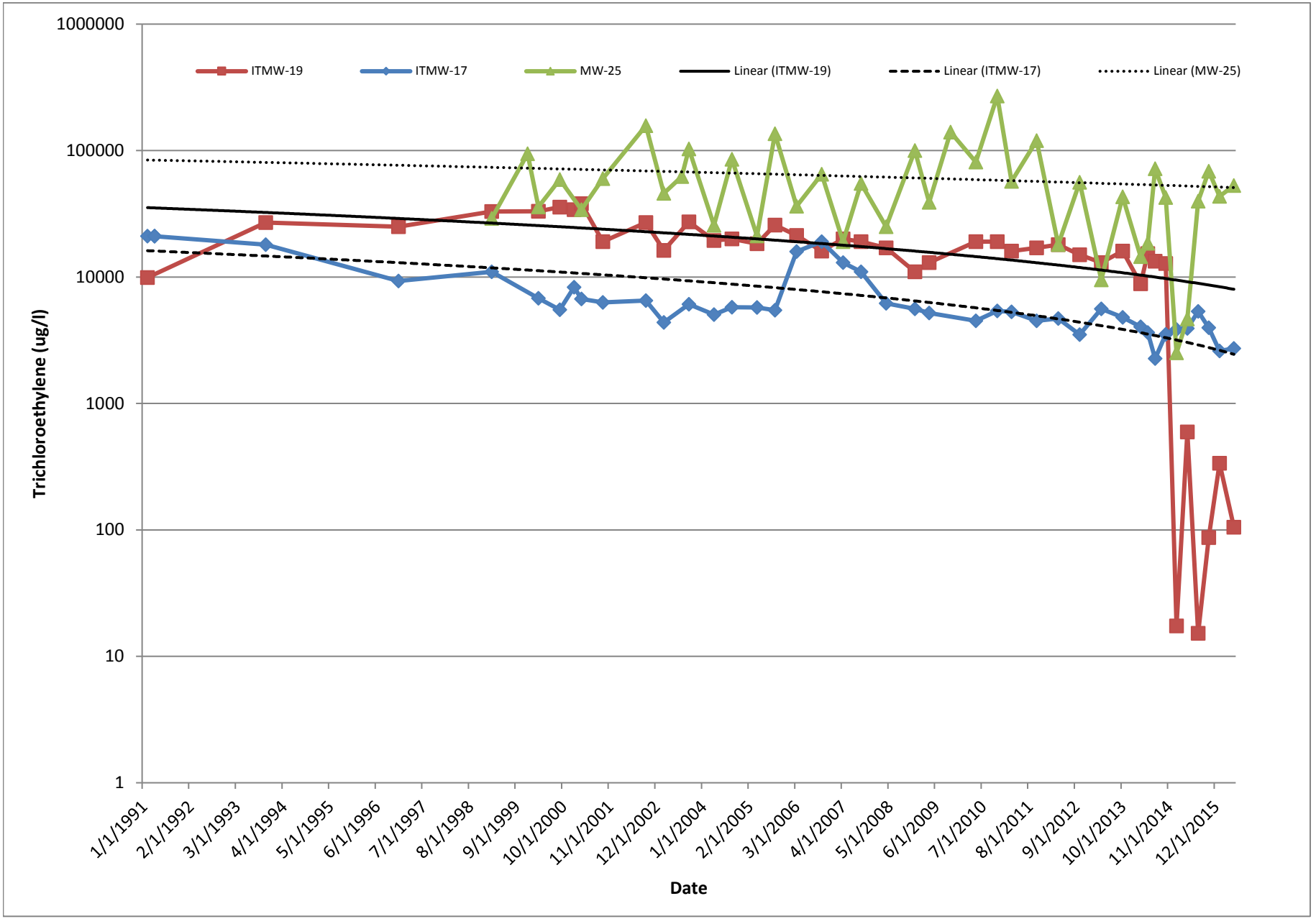

Figure 3
Whirlpool Facility
Fort Smith, Arkansas

RAMBOLL ENVIRON

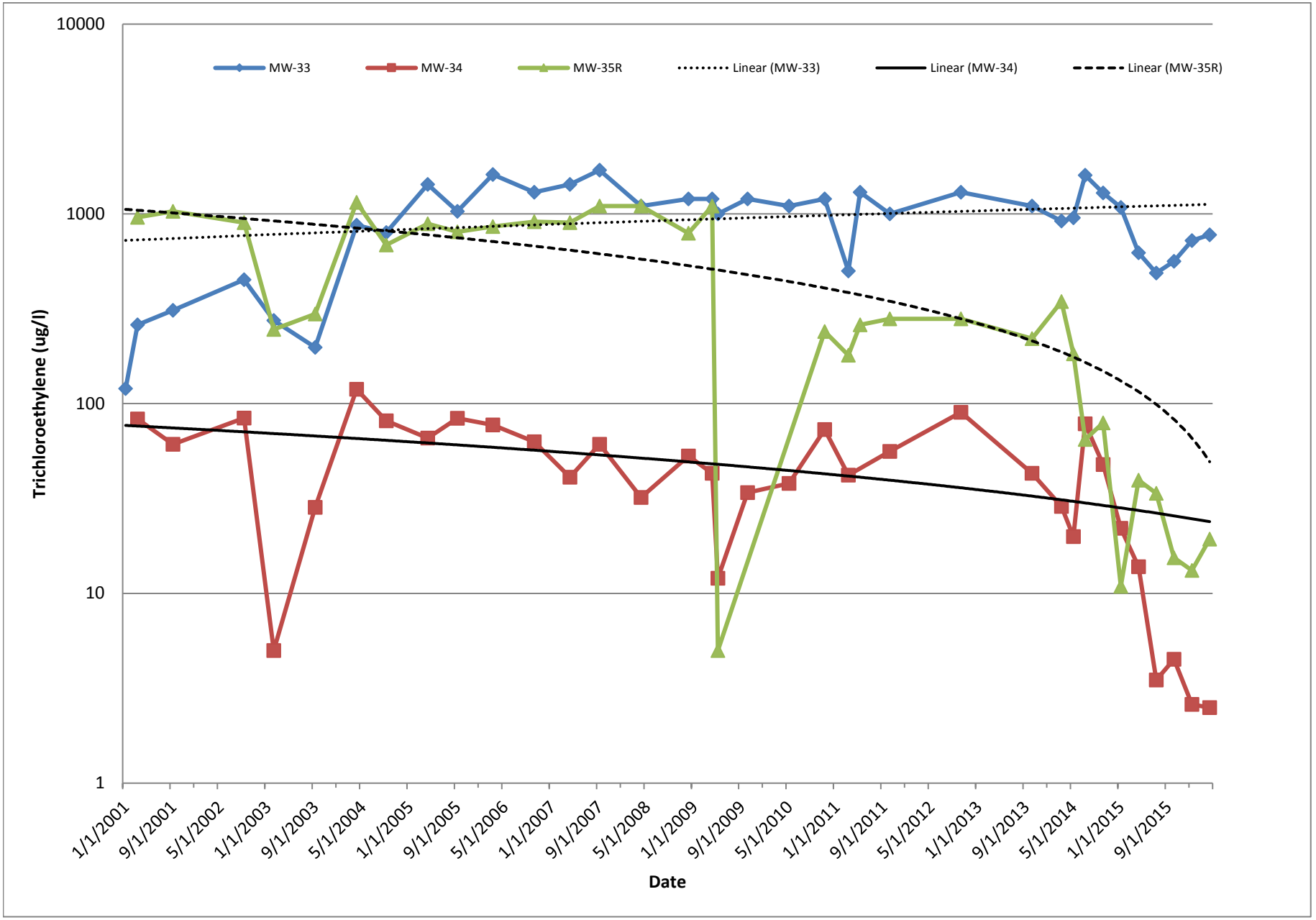

Figure 4
Whirlpool Facility
Fort Smith, Arkansas

RAMBOLL ENVIRON

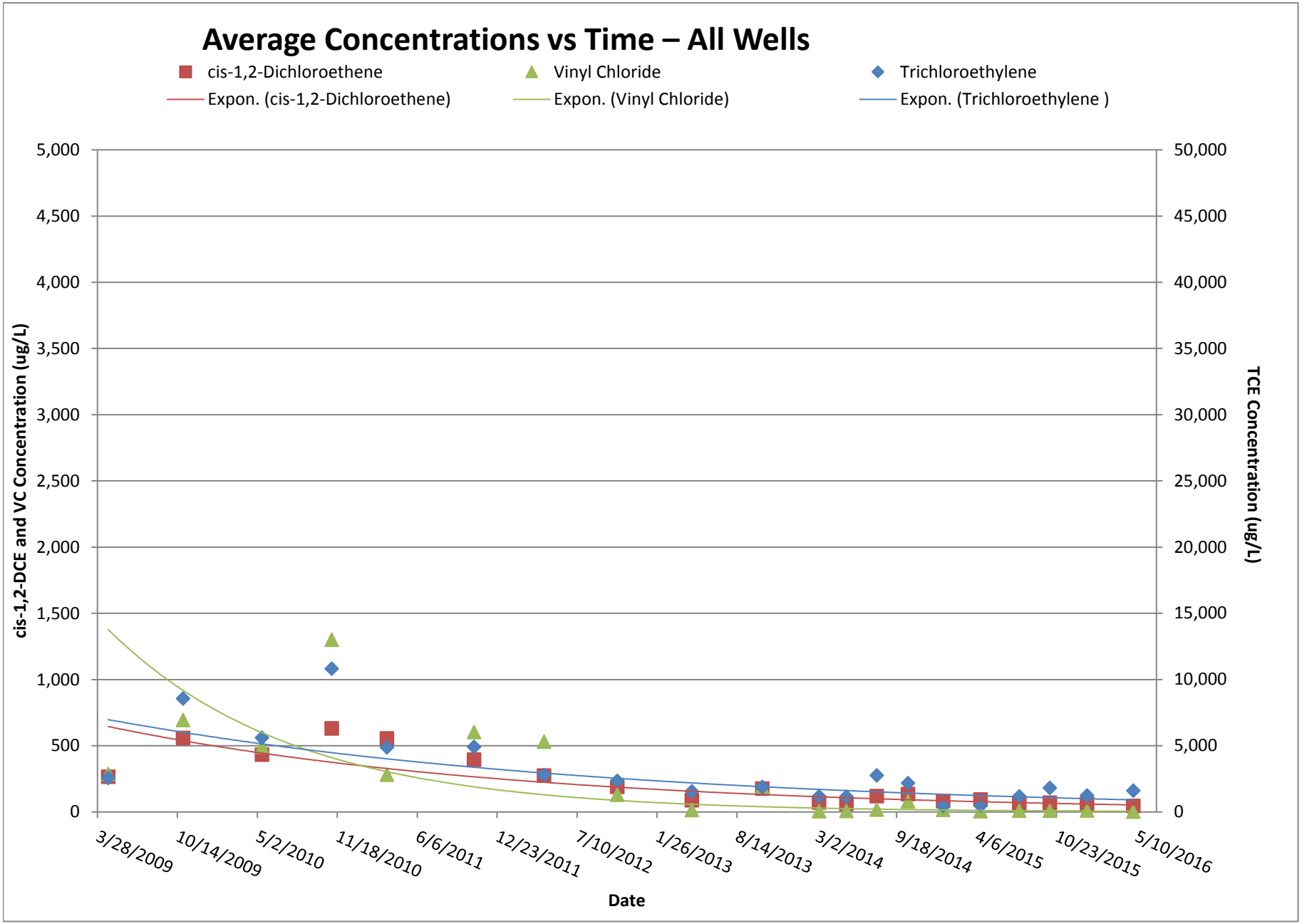

Figure 5
Whirlpool Facility
Fort Smith, Arkansas

RAMBOLL ENVIRON

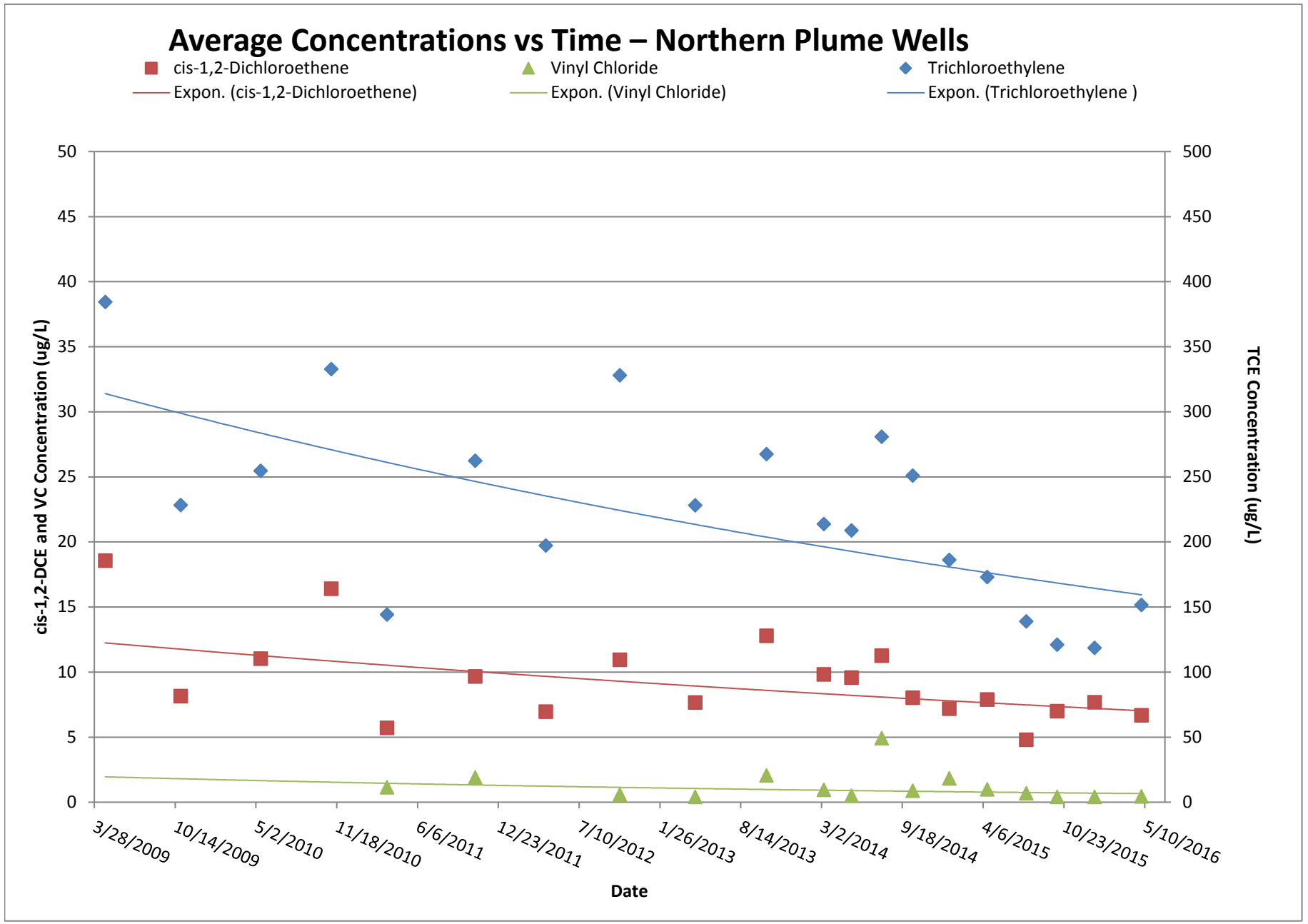

Figure 6
Whirlpool Facility
Fort Smith, Arkansas

RAMBOLL ENVIRON

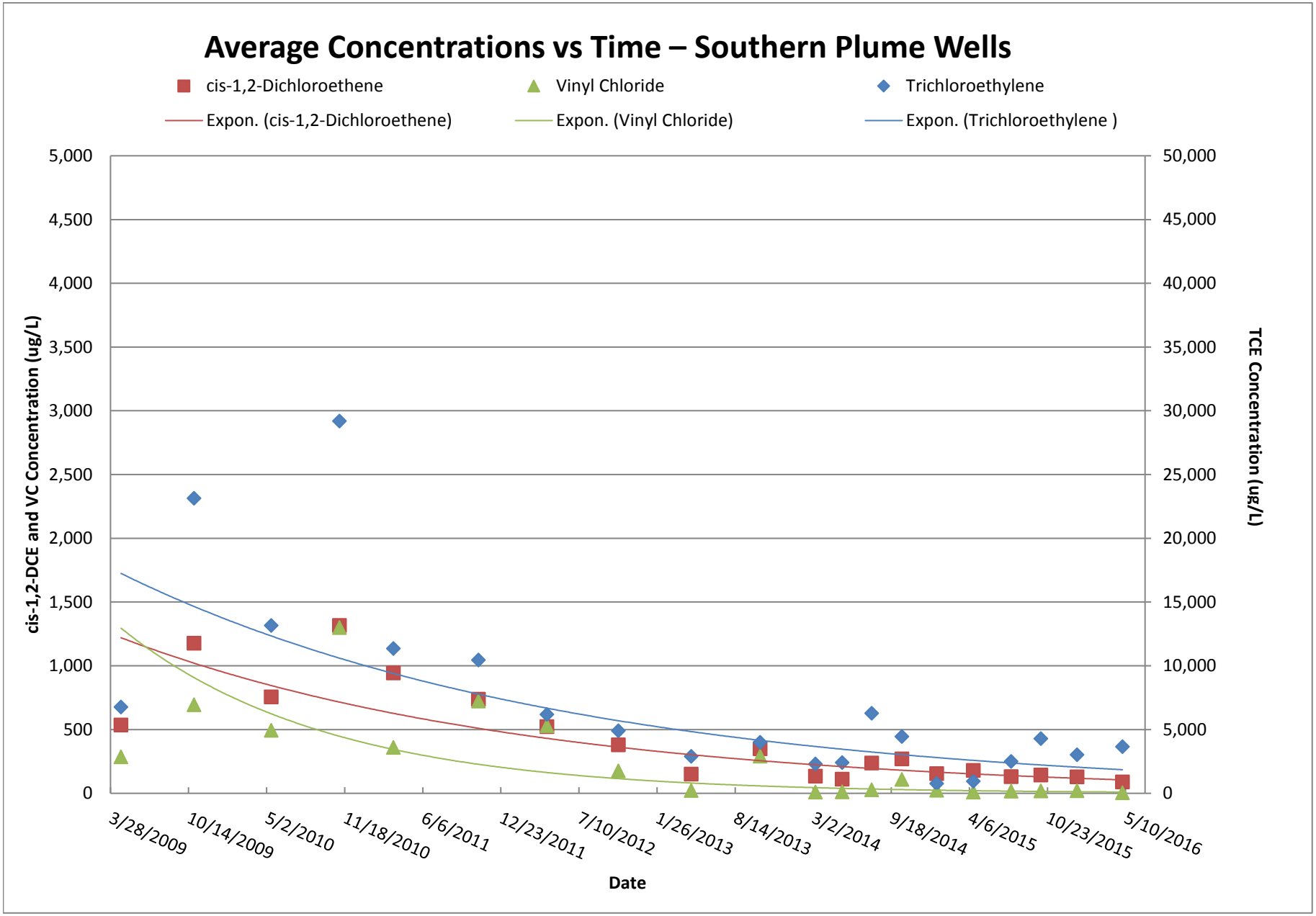

Figure 7
Whirlpool Facility
Fort Smith, Arkansas

RAMBOLL ENVIRON

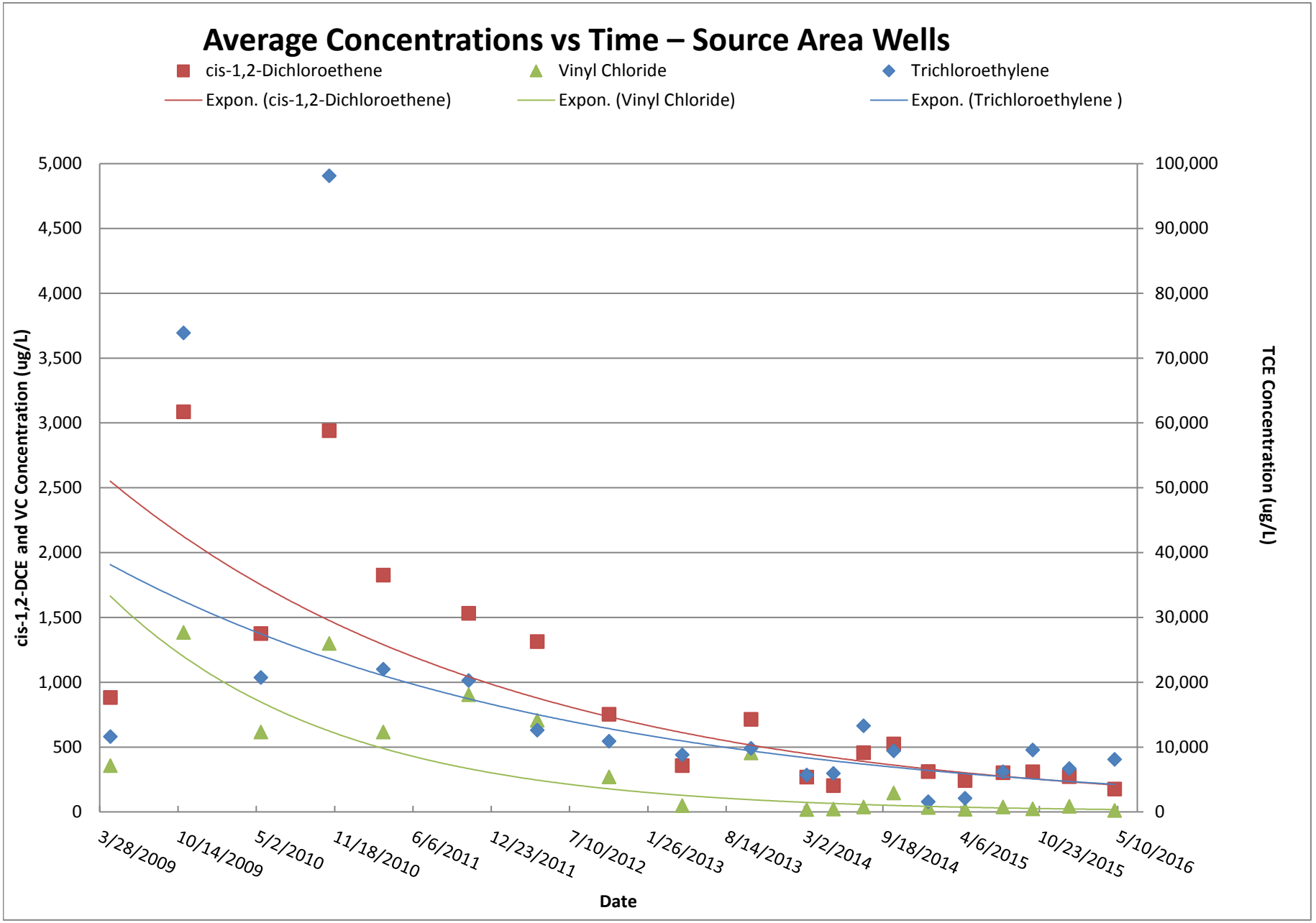

Figure 8
Whirlpool Facility
Fort Smith, Arkansas

RAMBOLL ENVIRON

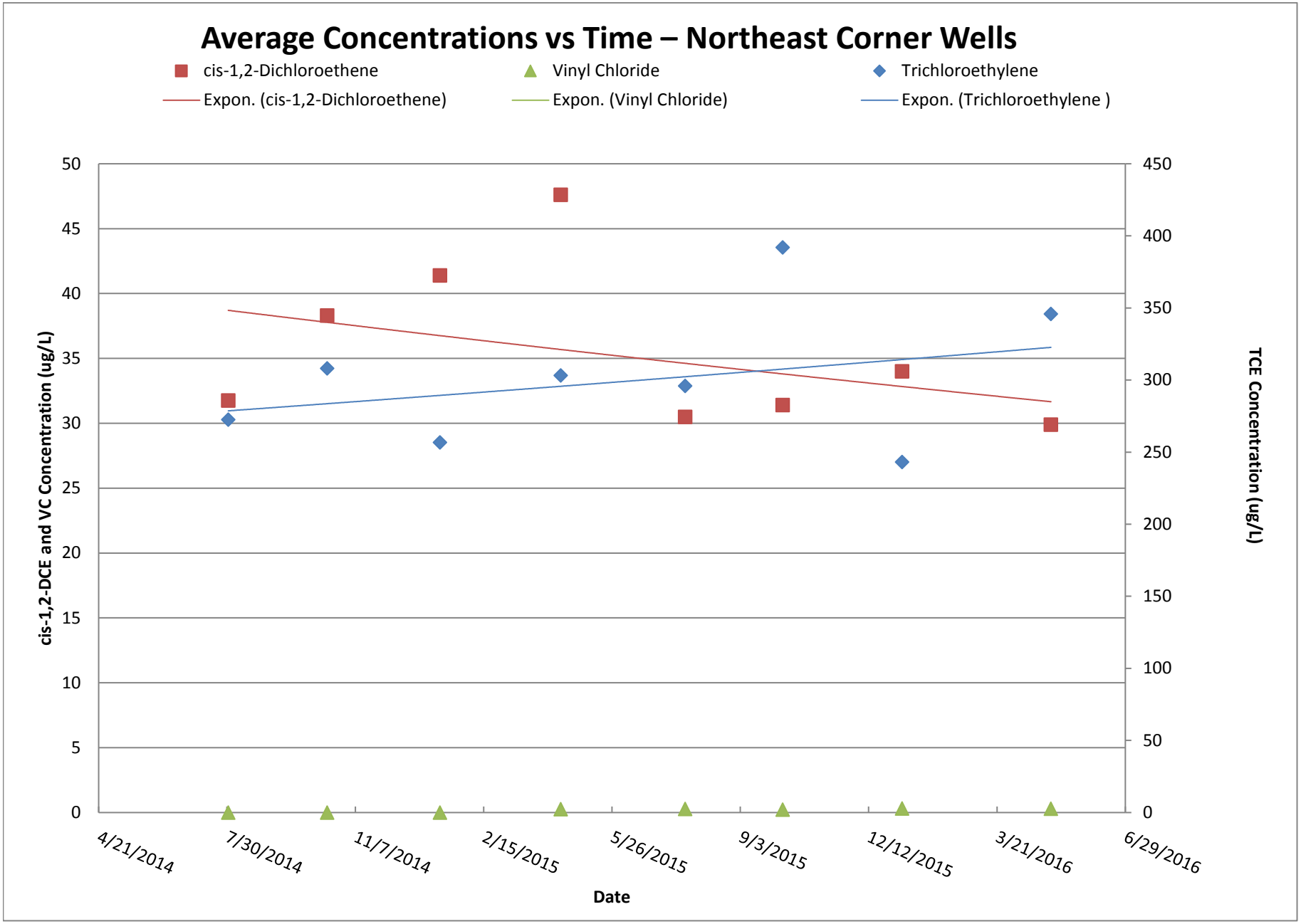

Figure 9
Whirlpool Facility
Fort Smith, Arkansas

RAMBOLL ENVIRON

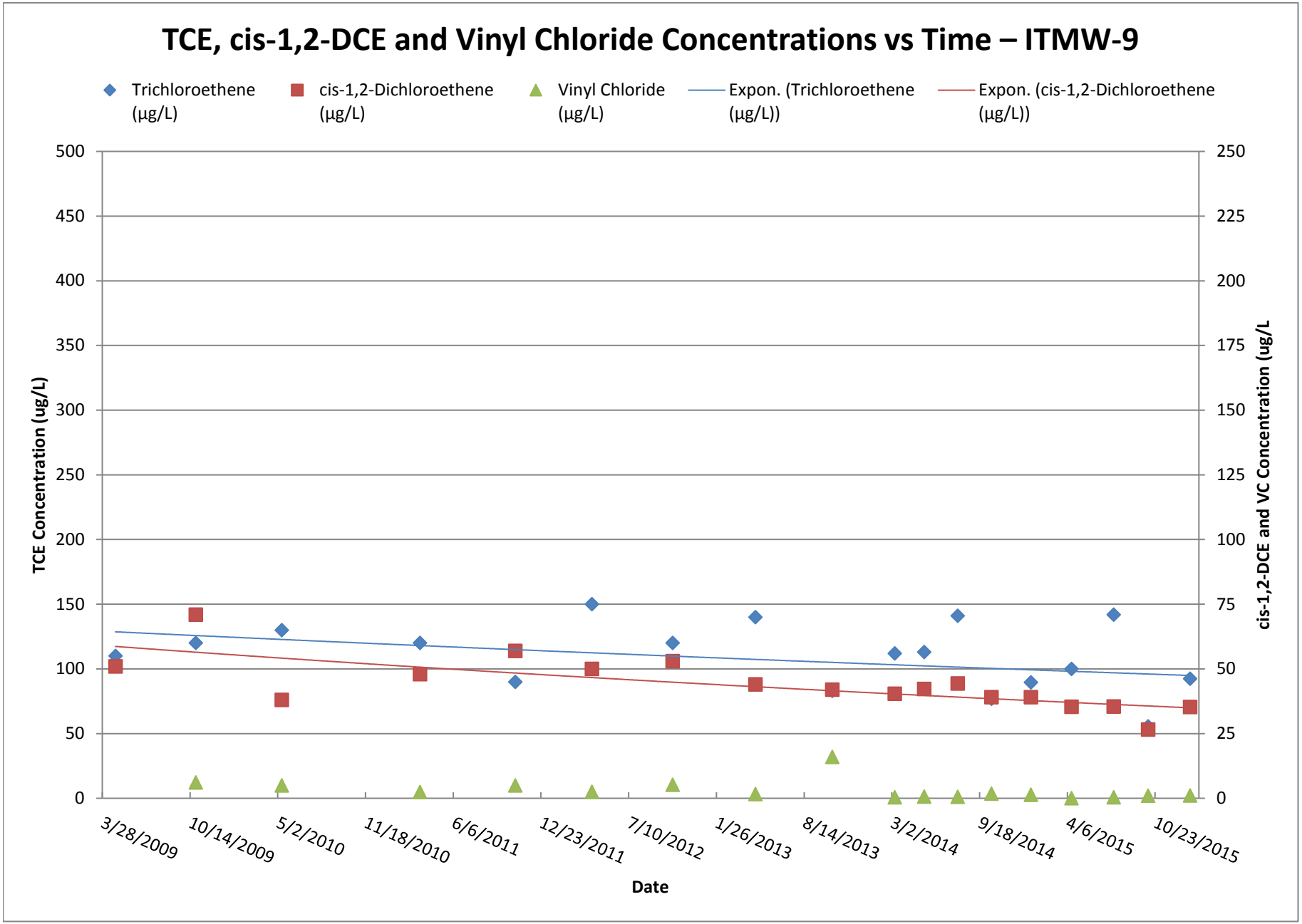

Figure 10a
Whirlpool Facility
Fort Smith, Arkansas

RAMBOLL ENVIRON

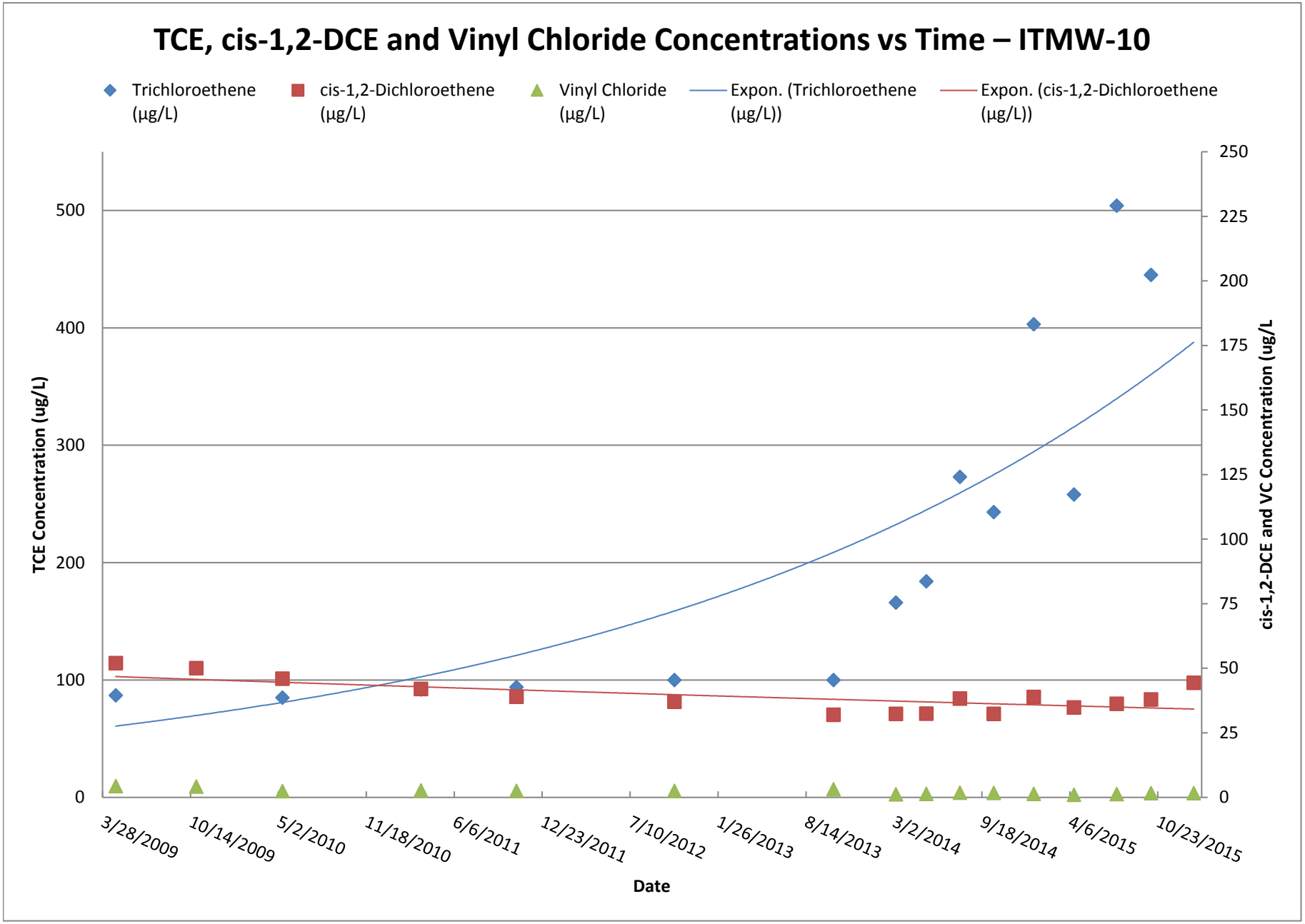

Figure 10b
Whirlpool Facility
Fort Smith, Arkansas

RAMBOLL ENVIRON

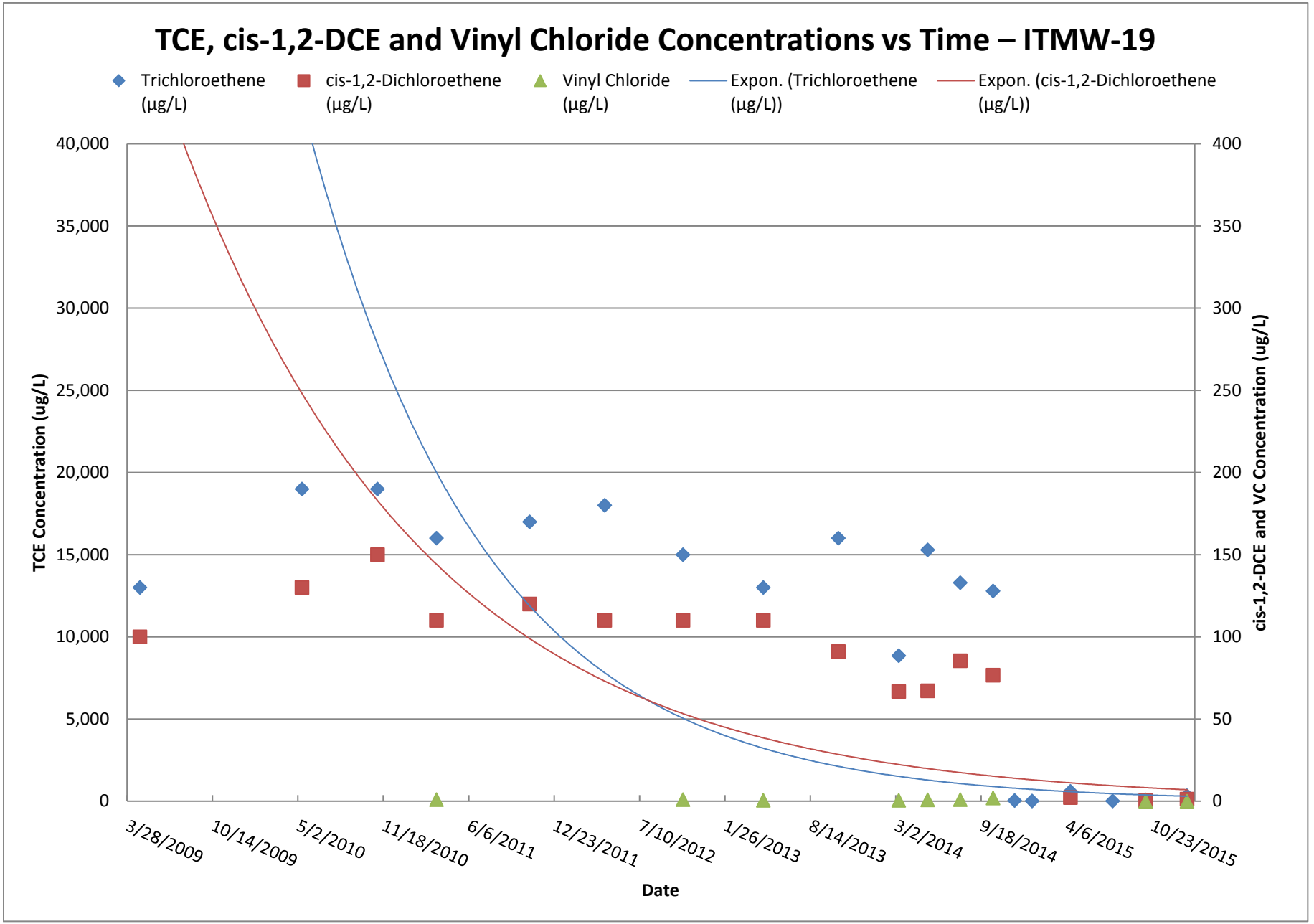

Figure 11a
Whirlpool Facility
Fort Smith, Arkansas

RAMBOLL ENVIRON

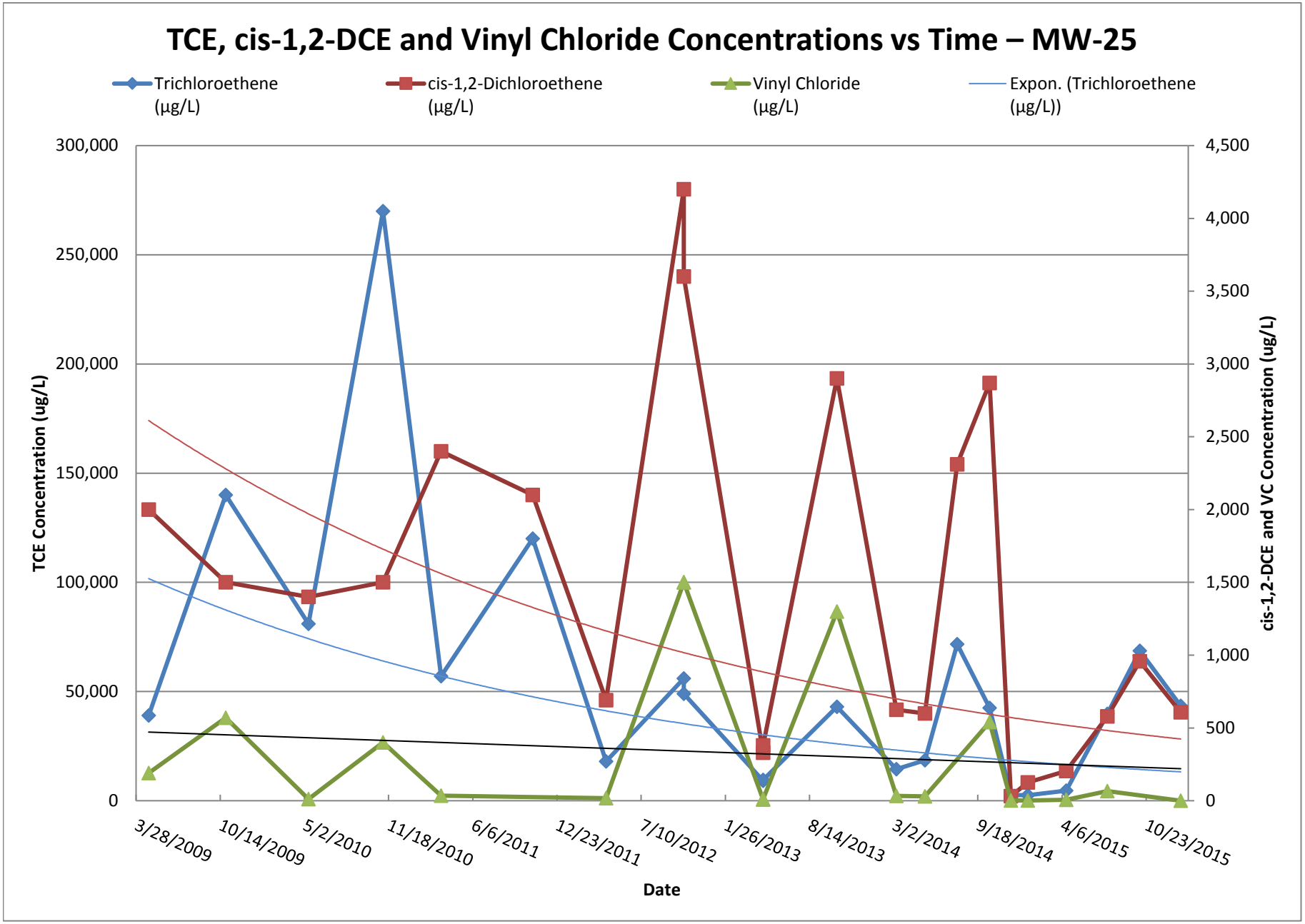

Figure 11b
Whirlpool Facility
Fort Smith, Arkansas

RAMBOLL ENVIRON

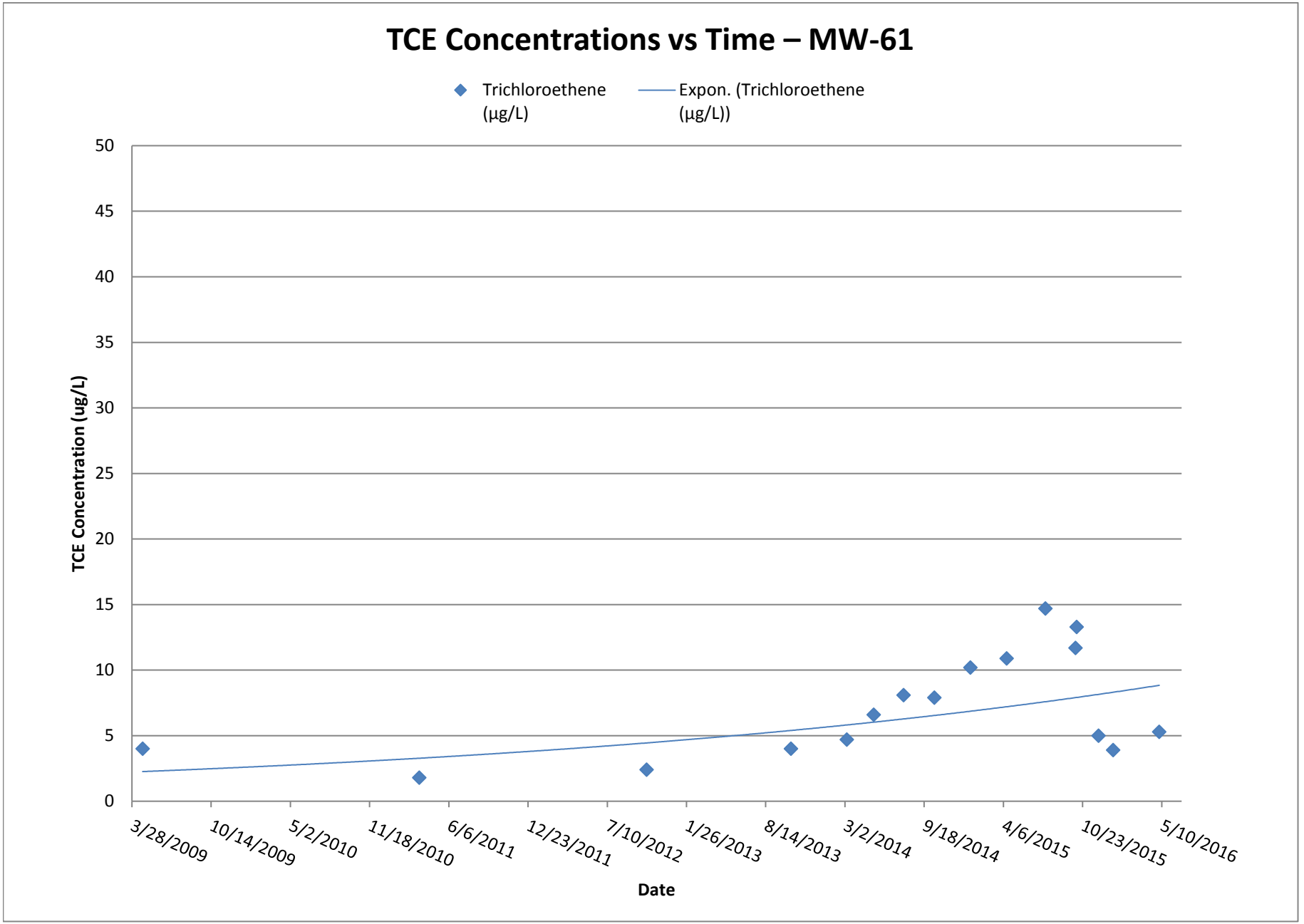

Figure 12
Whirlpool Facility
Fort Smith, Arkansas

RAMBOLL ENVIRON

FILE: L:\Loop Project Files\Whirlpool Fort Smith\2016 Q1 REPORT\mxd\ISCR_Pilot_20160408.mxd

RAMBOLL ENVIRON

DRAFTED BY: FK | DATE: 04/08/2016

ISCR PILOT
PRB TREATMENT ZONES

Whirlpool Facility - Fort Smith, Arkansas

Figure 13

PROJECT: 3437500O

Appendix A

Second Quarter 2016 Calibration Logs

Whirlpool Ft. Smith Field Equipment Calibration Checklist

Date: 5/2/16

Calibrated by: Mike Cleming

Turn on YSI. Note time in DO section Line 1.

Specific Conductance calibration (should take *at least* 1.5 minutes): **Lot #:** 566892 **Exp:** 7-31-16

1. Pour conductivity standard into calibration cup and immerse sensor.
2. Allow *1 minute* for temperature stabilization.
3. Press "calibrate" after *30 seconds* of no significant change in specific conductance. Note below.
4. Discard used calibration standard, and rinse calibration cup and probes with DI water.

ORP calibration (should take *at least* 1.5 minutes): **Lot #:** 8306 **Exp:** 11/2019

1. Pour ORP (Zobell) standard into calibration cup and immerse sensor.
2. Allow *1 minute* for temperature stabilization.
3. Press "calibrate" after *30 seconds* of no significant change in ORP. Note below.
4. Discard used calibration standard, and rinse calibration cup and probes with DI water.

3-Point pH calibration (should take *at least* 4.5 minutes):

1. Pour pH 7.0 standard into the calibration cup and immerse pH sensor. **Lot #** 566637 **Exp:** 7-31-17
2. Allow *1 minute* for temperature stabilization.
3. Press "calibrate" after *30 seconds* of no significant change in pH. Note below.
4. Discard used calibration standard, and rinse calibration cup and probes with DI water.
5. Pour pH 4.0 standard into the calibration cup and immerse pH sensor. **Lot #** 4A61132 **Exp:** 7/2016
6. Allow *1 minute* for temperature stabilization.
7. Press "calibrate" after *30 seconds* of no significant change in pH. Note standard below.
8. Discard used calibration standard, and rinse calibration cup and probes with DI water.
9. Pour pH 10.0 standard into the calibration cup and immerse pH sensor. **Lot #** 56K154 **Exp:** 11-30-17
10. Allow *1 minute* for temperature stabilization.
11. Press "calibrate" after *30 seconds* of no significant change in pH. Note below
12. Discard used calibration standard, and rinse calibration cup and probes with DI water.

Dissolved Oxygen (% DO) calibration (should take *at least* 10 minutes):

1. Ensure unit has been on for at least 10 minutes: Initial time: 1105 + 10min = 1115
2. Enter the local barometric pressure.
   (Note: to convert from inches (common on a weather app or forecast) to mmHg, multiply by 25.4, then to correct to Ft. Smith's altitude, subtract 15.169 mmHg.)
   30.12 in. x 25.4 = 765.048 mmHg - 15.169 = 749.879 mmHg
3. Place ~3mm of DI water in the bottom of the calibration cup.
4. Lightly screw on the calibration cup (only 1 or 2 threads!)
5. Allow *10 minutes* for the air in the cup to become water-saturated and temp to stabilize.
6. Press "calibrate" after *30 seconds* of no significant change in DO. Note below.
7. Discard used DI water, and rinse calibration cup and probes with DI water.

Turbidity calibration:

1. Select "measure" on the main menu, then "Turbidity – With Blank"
2. Scan a sample using the 0.0 NTU Blank solution. "Scan Blank"
3. Scan a sample using the 10 NTU standard. "Scan Sample"
4. Select "Calibrate," then use the arrow buttons to adjust the value to the standard (10.0 NTU).

Field Notebook calibration entry:

YSI – Serial Number: 13J102654

1. Specific Conductance: 1.154 / 1.413
2. ORP: 244.5 / 240.1
3. pH:
   - Point 1: 7.01 / ~~7.04~~ 7.00
   - Point 2: 4.06 / 4.00
   - Point 3: 10.15 / 10.02
4. DO: 98.3 / 98.7

Turbidity Meter Model/Serial Number: Lamotte 2020we / 1865

RAMBOLL ENVIRON

Whirlpool Ft. Smith Field Equipment Calibration Checklist

Date: 6/2/2016

Calibrated by: WES

Turn on YSI. Note time in DO section Line 1.

Specific Conductance calibration (should take *at least* 1.5 minutes): **Lot #:** 5GG892 **Exp:** 7/31/2016

1. Pour conductivity standard into calibration cup and immerse sensor.
2. Allow *1 minute* for temperature stabilization.
3. Press "calibrate" after *30 seconds* of no significant change in specific conductance. Note below.
4. Discard used calibration standard, and rinse calibration cup and probes with DI water.

ORP calibration (should take *at least* 1.5 minutes): **Lot #:** 8306 **Exp:** 11/2019

1. Pour ORP (Zobell) standard into calibration cup and immerse sensor.
2. Allow *1 minute* for temperature stabilization.
3. Press "calibrate" after *30 seconds* of no significant change in ORP. Note below.
4. Discard used calibration standard, and rinse calibration cup and probes with DI water.

3-Point pH calibration (should take *at least* 4.5 minutes):

1. Pour pH 7.0 standard into the calibration cup and immerse pH sensor. **Lot #** 5GG637 **Exp:** 7/31/17
2. Allow *1 minute* for temperature stabilization.
3. Press "calibrate" after *30 seconds* of no significant change in pH. Note below.
4. Discard used calibration standard, and rinse calibration cup and probes with DI water.
5. Pour pH 4.0 standard into the calibration cup and immerse pH sensor. **Lot #** 4AG1032 **Exp:** July/2016
6. Allow *1 minute* for temperature stabilization.
7. Press "calibrate" after *30 seconds* of no significant change in pH. Note standard below.
8. Discard used calibration standard, and rinse calibration cup and probes with DI water.
9. Pour pH 10.0 standard into the calibration cup and immerse pH sensor. **Lot #** 5GK154 **Exp:** 11/30/17
10. Allow *1 minute* for temperature stabilization.
11. Press "calibrate" after *30 seconds* of no significant change in pH. Note below
12. Discard used calibration standard, and rinse calibration cup and probes with DI water.

Dissolved Oxygen (% DO) calibration (should take *at least* 10 minutes):

1. Ensure unit has been on for at least 10 minutes: Initial time: 1245 + 10min = 1255
2. Enter the local barometric pressure.
   (Note: to convert from inches (common on a weather app or forecast) to mmHg, multiply by 25.4, then to correct to Ft. Smith's altitude, subtract 15.169 mmHg.)
   30.09 in. x 25.4 = 764.3 mmHg - 15.169 = 749.117 mmHg
3. Place ~3mm of DI water in the bottom of the calibration cup.
4. Lightly screw on the calibration cup (only 1 or 2 threads!)
5. Allow *10 minutes* for the air in the cup to become water-saturated and temp to stabilize.
6. Press "calibrate" after *30 seconds* of no significant change in DO. Note below.
7. Discard used DI water, and rinse calibration cup and probes with DI water.

Turbidity calibration:

1. Select "measure" on the main menu, then "Turbidity – With Blank"
2. Scan a sample using the 0.0 NTU Blank solution. "Scan Blank"
3. Scan a sample using the 10 NTU standard. "Scan Sample"
4. Select "Calibrate," then use the arrow buttons to adjust the value to the standard (10.0 NTU).

Field Notebook calibration entry:

YSI – Serial Number: 14F100057

1. Specific Conductance: 1.413
2. ORP: 240.0
3. pH:
   - Point 1: 7.00
   - Point 2: 4.00
   - Point 3: 9.97
4. DO: 103%

Turbidity Meter Model/Serial Number:

Whirlpool Ft. Smith Field Equipment Calibration Checklist

Date: 5/2/16

Calibrated by: NZ

Turn on YSI. Note time in DO section Line 1.

Specific Conductance calibration (should take *at least* 1.5 minutes): **Lot #:** 5GG892 **Exp:** 7/16

1. Pour conductivity standard into calibration cup and immerse sensor.
2. Allow *1 minute* for temperature stabilization.
3. Press "calibrate" after *30 seconds* of no significant change in specific conductance. Note below.
4. Discard used calibration standard, and rinse calibration cup and probes with DI water.

ORP calibration (should take *at least* 1.5 minutes): **Lot #:** 8832 **Exp:** 4/20

1. Pour ORP (Zobell) standard into calibration cup and immerse sensor.
2. Allow *1 minute* for temperature stabilization.
3. Press "calibrate" after *30 seconds* of no significant change in ORP. Note below.
4. Discard used calibration standard, and rinse calibration cup and probes with DI water.

3-Point pH calibration (should take *at least* 4.5 minutes):

1. Pour pH 7.0 standard into the calibration cup and immerse pH sensor. **Lot #** 5AC488 **Exp:** 3/31/17
2. Allow *1 minute* for temperature stabilization.
3. Press "calibrate" after *30 seconds* of no significant change in pH. Note below.
4. Discard used calibration standard, and rinse calibration cup and probes with DI water.
5. Pour pH 4.0 standard into the calibration cup and immerse pH sensor. **Lot #** 5AC304 **Exp:** 3/17
6. Allow *1 minute* for temperature stabilization.
7. Press "calibrate" after *30 seconds* of no significant change in pH. Note standard below.
8. Discard used calibration standard, and rinse calibration cup and probes with DI water.
9. Pour pH 10.0 standard into the calibration cup and immerse pH sensor. **Lot #** 5AA164 **Exp:** 1/17
10. Allow *1 minute* for temperature stabilization.
11. Press "calibrate" after *30 seconds* of no significant change in pH. Note below
12. Discard used calibration standard, and rinse calibration cup and probes with DI water.

Dissolved Oxygen (% DO) calibration (should take *at least* 10 minutes):

1. Ensure unit has been on for at least 10 minutes: Initial time: 1046 + 10min = 1056
2. Enter the local barometric pressure.
   (Note: to convert from inches (common on a weather app or forecast) to mmHg, multiply by 25.4, then to correct to Ft. Smith's altitude, subtract 15.169 mmHg.)
   30.09 in. x 25.4 = 764.286 mmHg - 15.169 = 749.117 mmHg
3. Place ~3mm of DI water in the bottom of the calibration cup.
4. Lightly screw on the calibration cup (only 1 or 2 threads!)
5. Allow *10 minutes* for the air in the cup to become water-saturated and temp to stabilize.
6. Press "calibrate" after *30 seconds* of no significant change in DO. Note below.
7. Discard used DI water, and rinse calibration cup and probes with DI water.

Turbidity calibration:

1. Select "measure" on the main menu, then "Turbidity – With Blank"
2. Scan a sample using the 0.0 NTU Blank solution. "Scan Blank"
3. Scan a sample using the 10 NTU standard. "Scan Sample"
4. Select "Calibrate," then use the arrow buttons to adjust the value to the standard (10.0 NTU).

Field Notebook calibration entry:
YSI – Serial Number: 12K101896

1. Specific Conductance: 1.413 ms/cm
2. ORP: 240 mV
3. pH:
   - Point 1: 7.00
   - Point 2: 4.00
   - Point 3: 10.02
4. DO: 98.6 %

Turbidity Meter Model/Serial Number: 2759

RAMBOLL ENVIRON

Whirlpool Ft. Smith Field Equipment Calibration Checklist

Date: 5/2/16

Calibrated by: Victoria Swigen

Turn on YSI. Note time on line 38!

Specific Conductance calibration (should take *at least* 1.5 minutes): **Lot #:** 12105 **Exp:** 3/18/17

1. Pour conductivity standard into calibration cup and immerse sensor.
2. Allow *1 minute* for temperature stabilization.
3. Press "calibrate" after *30 seconds* of no significant change in specific conductance. Note below.
4. Discard used calibration standard, and rinse calibration cup and probes with DI water.

ORP calibration (should take *at least* 1.5 minutes): **Lot #:** 8752 **Exp:** 4/30/2020

1. Pour ORP (Zobell) standard into calibration cup and immerse sensor.
2. Allow *1 minute* for temperature stabilization.
3. Press "calibrate" after *30 seconds* of no significant change in ORP. Note below.
4. Discard used calibration standard, and rinse calibration cup and probes with DI water.

3-Point pH calibration (should take *at least* 4.5 minutes):

1. Pour pH 7.0 standard into the calibration cup and immerse pH sensor. **Lot #** 2308700 **Exp:** 7/31/17
2. Allow *1 minute* for temperature stabilization.
3. Press "calibrate" after *30 seconds* of no significant change in pH. Note below.
4. Discard used calibration standard, and rinse calibration cup and probes with DI water.
5. Pour pH 4.0 standard into the calibration cup and immerse pH sensor. **Lot #** 2510033 **Exp:** 10/2017
6. Allow *1 minute* for temperature stabilization.
7. Press "calibrate" after *30 seconds* of no significant change in pH. Note standard below.
8. Discard used calibration standard, and rinse calibration cup and probes with DI water.
9. Pour pH 10.0 standard into the calibration cup and immerse pH sensor. **Lot #** 2601666 **Exp:** 6/2017
10. Allow *1 minute* for temperature stabilization.
11. Press "calibrate" after *30 seconds* of no significant change in pH. Note below
12. Discard used calibration standard, and rinse calibration cup and probes with DI water.

Dissolved Oxygen (% DO) calibration (should take *at least* 10 minutes):

1. Ensure unit has been on for at least 10 minutes: Initial time: 1033 + 10min = 1043
2. Enter the local barometric pressure.
   (Note: to convert from inches (common on a weather app or forecast) to mmHg, multiply by 25.4, then to correct to Ft. Smith's altitude, subtract 15.169 mmHg.)
   30.10 in. x 25.4 = 764.54 mmHg - 15.169 = 749.371 mmHg
3. Place ~3mm of DI water in the bottom of the calibration cup.
4. Lightly screw on the calibration cup (only 1 or 2 threads!)
5. Allow *10 minutes* for the air in the cup to become water-saturated and temp to stabilize.
6. Press "calibrate" after *30 seconds* of no significant change in DO. Note below.
7. Discard used DI water, and rinse calibration cup and probes with DI water.

Turbidity calibration:

1. Select "measure" on the main menu, then "Turbidity – With Blank"
2. Scan a sample using the 0.0 NTU Blank solution. "Scan Blank"
3. Scan a sample using the 10 NTU standard. "Scan Sample"
4. Select "Calibrate," then use the arrow buttons to adjust the value to the standard (10.0 NTU).

Field Notebook calibration entry:

YSI – Serial Number: 13009

1. Specific Conductance: 1340
2. ORP: 244.0
3. pH:
   - Point 1: 7.03
   - Point 2: ~~3.89~~ 3.99
   - Point 3: 10.08
4. DO: 10.19

Turbidity Meter Model/Serial Number: X

Whirlpool Ft. Smith Field Equipment Calibration Checklist

Date: 5/2/16

Calibrated by: H. Butterfield

Turn on YSI. Note time in DO section Line 1.

Specific Conductance calibration (should take *at least* 1.5 minutes): **Lot #:** 5GG892 **Exp:** Jul/16

1. Pour conductivity standard into calibration cup and immerse sensor.
2. Allow *1 minute* for temperature stabilization.
3. Press "calibrate" after *30 seconds* of no significant change in specific conductance. Note below.
4. Discard used calibration standard, and rinse calibration cup and probes with DI water.

ORP calibration (should take *at least* 1.5 minutes): **Lot #:** 8832 **Exp:** Apr/20

1. Pour ORP (Zobell) standard into calibration cup and immerse sensor.
2. Allow *1 minute* for temperature stabilization.
3. Press "calibrate" after *30 seconds* of no significant change in ORP. Note below.
4. Discard used calibration standard, and rinse calibration cup and probes with DI water.

3-Point pH calibration (should take *at least* 4.5 minutes):

1. Pour pH 7.0 standard into the calibration cup and immerse pH sensor. **Lot #** 5AC488 **Exp:** 3/31/17
2. Allow *1 minute* for temperature stabilization.
3. Press "calibrate" after *30 seconds* of no significant change in pH. Note below.
4. Discard used calibration standard, and rinse calibration cup and probes with DI water.
5. Pour pH 4.0 standard into the calibration cup and immerse pH sensor. **Lot #** 5AC304 **Exp:** March/17
6. Allow *1 minute* for temperature stabilization.
7. Press "calibrate" after *30 seconds* of no significant change in pH. Note standard below.
8. Discard used calibration standard, and rinse calibration cup and probes with DI water.
9. Pour pH 10.0 standard into the calibration cup and immerse pH sensor. **Lot #** 5AA164 **Exp:** Jan/17
10. Allow *1 minute* for temperature stabilization.
11. Press "calibrate" after *30 seconds* of no significant change in pH. Note below
12. Discard used calibration standard, and rinse calibration cup and probes with DI water.

Dissolved Oxygen (% DO) calibration (should take *at least* 10 minutes):

1. Ensure unit has been on for at least 10 minutes: Initial time: 1120 + 10min = 1130
2. Enter the local barometric pressure.
   (Note: to convert from inches (common on a weather app or forecast) to mmHg, multiply by 25.4, then to correct to Ft. Smith's altitude, subtract 15.169 mmHg.)
   30.09 in. x 25.4 = 764.286 mmHg - 15.169 = 749.117 mmHg
3. Place ~3mm of DI water in the bottom of the calibration cup.
4. Lightly screw on the calibration cup (only 1 or 2 threads!)
5. Allow *10 minutes* for the air in the cup to become water-saturated and temp to stabilize.
6. Press "calibrate" after *30 seconds* of no significant change in DO. Note below.
7. Discard used DI water, and rinse calibration cup and probes with DI water.

Turbidity calibration:

1. Select "measure" on the main menu, then "Turbidity – With Blank"
2. Scan a sample using the 0.0 NTU Blank solution. "Scan Blank"
3. Scan a sample using the 10 NTU standard. "Scan Sample"
4. Select "Calibrate," then use the arrow buttons to adjust the value to the standard (10.0 NTU).

Field Notebook calibration entry:

YSI – Serial Number: 11J10 2406

1. Specific Conductance: 1.413 mS/cm
2. ORP: 240.1
3. pH:
   - Point 1: 7.0
   - Point 2: 4.001
   - Point 3: 10.02
4. DO: 98.6% 8.96 mg/L

Turbidity Meter Model/Serial Number: 2020 we / 3673-3813

RAMBOLL ENVIRON

Whirlpool Ft. Smith Field Equipment Calibration Checklist

Date: 5/2/16

Calibrated by: JM

Turn on YSI. Note time in DO section Line 1.

Specific Conductance calibration (should take *at least* 1.5 minutes): **Lot #:** 6GL013 **Exp:** 03/31/17

1. Pour conductivity standard into calibration cup and immerse sensor.
2. Allow *1 minute* for temperature stabilization.
3. Press "calibrate" after *30 seconds* of no significant change in specific conductance. Note below.
4. Discard used calibration standard, and rinse calibration cup and probes with DI water.

ORP calibration (should take *at least* 1.5 minutes): **Lot #:** 09049 **Exp:** 07/31/2020

1. Pour ORP (Zobell) standard into calibration cup and immerse sensor.
2. Allow *1 minute* for temperature stabilization.
3. Press "calibrate" after *30 seconds* of no significant change in ORP. Note below.
4. Discard used calibration standard, and rinse calibration cup and probes with DI water.

3-Point pH calibration (should take *at least* 4.5 minutes):

1. Pour pH 7.0 standard into the calibration cup and immerse pH sensor. **Lot #** 6GA544 **Exp:** 01/31/2018
2. Allow *1 minute* for temperature stabilization.
3. Press "calibrate" after *30 seconds* of no significant change in pH. Note below.
4. Discard used calibration standard, and rinse calibration cup and probes with DI water.
5. Pour pH 4.0 standard into the calibration cup and immerse pH sensor. **Lot #** 6GA046 **Exp:** 01/31/2018
6. Allow *1 minute* for temperature stabilization.
7. Press "calibrate" after *30 seconds* of no significant change in pH. Note standard below.
8. Discard used calibration standard, and rinse calibration cup and probes with DI water.
9. Pour pH 10.0 standard into the calibration cup and immerse pH sensor. **Lot #** 6GB188 **Exp:** 02/28/2018
10. Allow *1 minute* for temperature stabilization.
11. Press "calibrate" after *30 seconds* of no significant change in pH. Note below
12. Discard used calibration standard, and rinse calibration cup and probes with DI water.

Dissolved Oxygen (% DO) calibration (should take *at least* 10 minutes):

1. Ensure unit has been on for at least 10 minutes: Initial time: 1104 + 10min = 1114
2. Enter the local barometric pressure.
   (Note: to convert from inches (common on a weather app or forecast) to mmHg, multiply by 25.4, then to correct to Ft. Smith's altitude, subtract 15.169 mmHg.)
   30.09 in. x 25.4 = 764.286 mmHg - 15.169 = 749.117 mmHg
3. Place ~3mm of DI water in the bottom of the calibration cup.
4. Lightly screw on the calibration cup (only 1 or 2 threads!)
5. Allow *10 minutes* for the air in the cup to become water-saturated and temp to stabilize.
6. Press "calibrate" after *30 seconds* of no significant change in DO. Note below.
7. Discard used DI water, and rinse calibration cup and probes with DI water.

Turbidity calibration:

1. Select "measure" on the main menu, then "Turbidity – With Blank"
2. Scan a sample using the 0.0 NTU Blank solution. "Scan Blank"
3. Scan a sample using the 10 NTU standard. "Scan Sample"
4. Select "Calibrate," then use the arrow buttons to adjust the value to the standard (10.0 NTU).

Field Notebook calibration entry:

YSI – Serial Number: 14A100108

1. Specific Conductance: 1.163
2. ORP: 244.8 → 240
3. pH:
   - Point 1: 7.06 → 7.00
   - Point 2: 3.93 → 4.00
   - Point 3: 10.06 → 10.01

98.6

Meter Model/Serial Number: LaMotte 2020e 031064

RAMBOLL ENVIRON

Whirlpool Ft. Smith Field Equipment Calibration Checklist

Date: 5-3-2016

Calibrated by: Mike Rawitch

Turn on YSI. Note time in DO section Line 1.

Specific Conductance calibration (should take *at least* 1.5 minutes): **Lot #:** 6GC013 **Exp:** 3/31/2017

1. Pour conductivity standard into calibration cup and immerse sensor.
2. Allow *1 minute* for temperature stabilization.
3. Press "calibrate" after *30 seconds* of no significant change in specific conductance. Note below.
4. Discard used calibration standard, and rinse calibration cup and probes with DI water.

ORP calibration (should take *at least* 1.5 minutes): **Lot #:** 9099 **Exp:** 7/31/2020

1. Pour ORP (Zobell) standard into calibration cup and immerse sensor.
2. Allow *1 minute* for temperature stabilization.
3. Press "calibrate" after *30 seconds* of no significant change in ORP. Note below.
4. Discard used calibration standard, and rinse calibration cup and probes with DI water.

3-Point pH calibration (should take *at least* 4.5 minutes):

1. Pour pH 7.0 standard into the calibration cup and immerse pH sensor. **Lot #** 6GA544 **Exp:** 1/31/2018
2. Allow *1 minute* for temperature stabilization.
3. Press "calibrate" after *30 seconds* of no significant change in pH. Note below.
4. Discard used calibration standard, and rinse calibration cup and probes with DI water.
5. Pour pH 4.0 standard into the calibration cup and immerse pH sensor. **Lot #** 6GA040 **Exp:** 1/31/2018
6. Allow *1 minute* for temperature stabilization.
7. Press "calibrate" after *30 seconds* of no significant change in pH. Note standard below.
8. Discard used calibration standard, and rinse calibration cup and probes with DI water.
9. Pour pH 10.0 standard into the calibration cup and immerse pH sensor. **Lot #** 6G13188 **Exp:** 1/31/2008
10. Allow *1 minute* for temperature stabilization.
11. Press "calibrate" after *30 seconds* of no significant change in pH. Note below
12. Discard used calibration standard, and rinse calibration cup and probes with DI water.

Dissolved Oxygen (% DO) calibration (should take *at least* 10 minutes):

1. Ensure unit has been on for at least 10 minutes: Initial time: 0745 + 10min = 0755
2. Enter the local barometric pressure.
   (Note: to convert from inches (common on a weather app or forecast) to mmHg, multiply by 25.4, then to correct to Ft. Smith's altitude, subtract 15.169 mmHg.)
   30.10 in. x 25.4 = 764.54 mmHg - 15.169 = 749.371 mmHg
3. Place ~3mm of DI water in the bottom of the calibration cup.
4. Lightly screw on the calibration cup (only 1 or 2 threads!)
5. Allow *10 minutes* for the air in the cup to become water-saturated and temp to stabilize.
6. Press "calibrate" after *30 seconds* of no significant change in DO. Note below.
7. Discard used DI water, and rinse calibration cup and probes with DI water.

Turbidity calibration:

1. Select "measure" on the main menu, then "Turbidity – With Blank"
2. Scan a sample using the 0.0 NTU Blank solution. "Scan Blank"
3. Scan a sample using the 10 NTU standard. "Scan Sample"
4. Select "Calibrate," then use the arrow buttons to adjust the value to the standard (10.0 NTU).

Field Notebook calibration entry:

YSI – Serial Number: 018957

1. Specific Conductance: Not recorded
2. ORP: Not recorded
3. pH:
   - Point 1: 7.00
   - Point 2: 4.01
   - Point 3: 10.02
4. DO: 98.6%.

Turbidity Meter Model/Serial Number: 3 714 -3913

RAMBOLL ENVIRON

Whirlpool Ft. Smith Field Equipment Calibration Checklist

Date: 5/3/16

Calibrated by: NZ

Turn on YSI. Note time in DO section Line 1.

Specific Conductance calibration (should take *at least* 1.5 minutes): **Lot #:** 5GG892 + GGC013 **Exp:** 7/16 3/31/17

1. Pour conductivity standard into calibration cup and immerse sensor.
2. Allow *1 minute* for temperature stabilization.
3. Press "calibrate" after *30 seconds* of no significant change in specific conductance. Note below.
4. Discard used calibration standard, and rinse calibration cup and probes with DI water.

ORP calibration (should take *at least* 1.5 minutes): **Lot #:** 8832 **Exp:** 4/20

1. Pour ORP (Zobell) standard into calibration cup and immerse sensor.
2. Allow *1 minute* for temperature stabilization.
3. Press "calibrate" after *30 seconds* of no significant change in ORP. Note below.
4. Discard used calibration standard, and rinse calibration cup and probes with DI water.

3-Point pH calibration (should take *at least* 4.5 minutes):

1. Pour pH 7.0 standard into the calibration cup and immerse pH sensor. **Lot #** 5AC488 **Exp:** 3/31/17
2. Allow *1 minute* for temperature stabilization.
3. Press "calibrate" after *30 seconds* of no significant change in pH. Note below.
4. Discard used calibration standard, and rinse calibration cup and probes with DI water.
5. Pour pH 4.0 standard into the calibration cup and immerse pH sensor. **Lot #** 5AC321 **Exp:** 3/17
6. Allow *1 minute* for temperature stabilization.
7. Press "calibrate" after *30 seconds* of no significant change in pH. Note standard below.
8. Discard used calibration standard, and rinse calibration cup and probes with DI water.
9. Pour pH 10.0 standard into the calibration cup and immerse pH sensor. **Lot #** 5AA164 **Exp:** 1/17
10. Allow *1 minute* for temperature stabilization.
11. Press "calibrate" after *30 seconds* of no significant change in pH. Note below
12. Discard used calibration standard, and rinse calibration cup and probes with DI water.

Dissolved Oxygen (% DO) calibration (should take *at least* 10 minutes):

1. Ensure unit has been on for at least 10 minutes: Initial time: 0645 + 10min = 0655
2. Enter the local barometric pressure.
   (Note: to convert from inches (common on a weather app or forecast) to mmHg, multiply by 25.4, then to correct to Ft. Smith's altitude, subtract 15.169 mmHg.)
   30.08 in. x 25.4 = 764.032 mmHg - 15.169 = 748.863 mmHg
3. Place ~3mm of DI water in the bottom of the calibration cup.
4. Lightly screw on the calibration cup (only 1 or 2 threads!)
5. Allow *10 minutes* for the air in the cup to become water-saturated and temp to stabilize.
6. Press "calibrate" after *30 seconds* of no significant change in DO. Note below.
7. Discard used DI water, and rinse calibration cup and probes with DI water.

Turbidity calibration:

1. Select "measure" on the main menu, then "Turbidity – With Blank"
2. Scan a sample using the 0.0 NTU Blank solution. "Scan Blank"
3. Scan a sample using the 10 NTU standard. "Scan Sample"
4. Select "Calibrate," then use the arrow buttons to adjust the value to the standard (10.0 NTU).

Field Notebook calibration entry:
YSI – Serial Number: 12K101896

1. Specific Conductance: ~~1.137~~ NZ 1.140
2. ORP: 240.0 mV
3. pH:
   - Point 1: 7.00
   - Point 2: 4.00
   - Point 3: 10.02
4. DO: 98.5%

Turbidity Meter Model/Serial Number: 2759-4512

RAMBOLL ENVIRON

Whirlpool Ft. Smith Field Equipment Calibration Checklist

Date: 5/3/16

Calibrated by: Mike Chomin

Turn on YSI. Note time in DO section Line 1.

Specific Conductance calibration (should take *at least* 1.5 minutes): **Lot #:** 566892 **Exp:** 7-31-16

1. Pour conductivity standard into calibration cup and immerse sensor.
2. Allow *1 minute* for temperature stabilization.
3. Press "calibrate" after *30 seconds* of no significant change in specific conductance. Note below.
4. Discard used calibration standard, and rinse calibration cup and probes with DI water.

ORP calibration (should take *at least* 1.5 minutes): **Lot #:** 8306 **Exp:** 11/2019

1. Pour ORP (Zobell) standard into calibration cup and immerse sensor.
2. Allow *1 minute* for temperature stabilization.
3. Press "calibrate" after *30 seconds* of no significant change in ORP. Note below.
4. Discard used calibration standard, and rinse calibration cup and probes with DI water.

3-Point pH calibration (should take *at least* 4.5 minutes):

1. Pour pH 7.0 standard into the calibration cup and immerse pH sensor. **Lot #** 566637 **Exp:** 7-31-17
2. Allow *1 minute* for temperature stabilization.
3. Press "calibrate" after *30 seconds* of no significant change in pH. Note below.
4. Discard used calibration standard, and rinse calibration cup and probes with DI water.
5. Pour pH 4.0 standard into the calibration cup and immerse pH sensor. **Lot #** 4AG1032 **Exp:** 7-2016
6. Allow *1 minute* for temperature stabilization.
7. Press "calibrate" after *30 seconds* of no significant change in pH. Note standard below.
8. Discard used calibration standard, and rinse calibration cup and probes with DI water.
9. Pour pH 10.0 standard into the calibration cup and immerse pH sensor. **Lot #** 5GK154 **Exp:** 1-30-17
10. Allow *1 minute* for temperature stabilization.
11. Press "calibrate" after *30 seconds* of no significant change in pH. Note below
12. Discard used calibration standard, and rinse calibration cup and probes with DI water.

Dissolved Oxygen (% DO) calibration (should take *at least* 10 minutes):

1. Ensure unit has been on for at least 10 minutes: Initial time: 0620 + 10min = 0630
2. Enter the local barometric pressure.
   (Note: to convert from inches (common on a weather app or forecast) to mmHg, multiply by 25.4, then to correct to Ft. Smith's altitude, subtract 15.169 mmHg.)
   30.10 in. x 25.4 = 764.54 mmHg - 15.169 = 749.371 mmHg
3. Place ~3mm of DI water in the bottom of the calibration cup.
4. Lightly screw on the calibration cup (only 1 or 2 threads!)
5. Allow *10 minutes* for the air in the cup to become water-saturated and temp to stabilize.
6. Press "calibrate" after *30 seconds* of no significant change in DO. Note below.
7. Discard used DI water, and rinse calibration cup and probes with DI water.

Turbidity calibration:

1. Select "measure" on the main menu, then "Turbidity – With Blank"
2. Scan a sample using the 0.0 NTU Blank solution. "Scan Blank"
3. Scan a sample using the 10 NTU standard. "Scan Sample"
4. Select "Calibrate," then use the arrow buttons to adjust the value to the standard (10.0 NTU).

Field Notebook calibration entry:

YSI – Serial Number: 14F100295 / 1413

1. Specific Conductance: ~~1115~~ / 1413
2. ORP: ~~1115~~ 249.5 / 240.6
3. pH:
   - Point 1: 6.90 / 7.00
   - Point 2: 4.23 / 4.00
   - Point 3: 9.93 / 10.00
4. DO: 88.6 / 98.6

Turbidity Meter Model/Serial Number: LaMotte 2020we / 1865

RAMBOLL ENVIRON

Whirlpool Ft. Smith Field Equipment Calibration Checklist

Date: 5/3/16

Calibrated by: H. Butterfield

Turn on YSI. Note time in DO section Line 1.

Specific Conductance calibration (should take *at least* 1.5 minutes): **Lot #:** 5GG892 **Exp:** July/16

1. Pour conductivity standard into calibration cup and immerse sensor.
2. Allow *1 minute* for temperature stabilization.
3. Press "calibrate" after *30 seconds* of no significant change in specific conductance. Note below.
4. Discard used calibration standard, and rinse calibration cup and probes with DI water.

ORP calibration (should take *at least* 1.5 minutes): **Lot #:** 8832 **Exp:** 04/2020

1. Pour ORP (Zobell) standard into calibration cup and immerse sensor.
2. Allow *1 minute* for temperature stabilization.
3. Press "calibrate" after *30 seconds* of no significant change in ORP. Note below.
4. Discard used calibration standard, and rinse calibration cup and probes with DI water.

3-Point pH calibration (should take *at least* 4.5 minutes):

1. Pour pH 7.0 standard into the calibration cup and immerse pH sensor. **Lot #** 5AC488 **Exp:** 3/31/17
2. Allow *1 minute* for temperature stabilization.
3. Press "calibrate" after *30 seconds* of no significant change in pH. Note below.
4. Discard used calibration standard, and rinse calibration cup and probes with DI water.
5. Pour pH 4.0 standard into the calibration cup and immerse pH sensor. **Lot #** 5AC304 **Exp:** Mar 17
6. Allow *1 minute* for temperature stabilization.
7. Press "calibrate" after *30 seconds* of no significant change in pH. Note standard below.
8. Discard used calibration standard, and rinse calibration cup and probes with DI water.
9. Pour pH 10.0 standard into the calibration cup and immerse pH sensor. **Lot #** 5AA164 **Exp:** Jan 17
10. Allow *1 minute* for temperature stabilization.
11. Press "calibrate" after *30 seconds* of no significant change in pH. Note below
12. Discard used calibration standard, and rinse calibration cup and probes with DI water.

Dissolved Oxygen (% DO) calibration (should take *at least* 10 minutes): 0800

1. Ensure unit has been on for at least 10 minutes: Initial time: ~~0720~~ HB + 10min = 0810 ~~0730~~ HB
2. Enter the local barometric pressure.
   (Note: to convert from inches (common on a weather app or forecast) to mmHg, multiply by 25.4, then to correct to Ft. Smith's altitude, subtract 15.169 mmHg.)
   30.08 in. x 25.4 = 764.032 mmHg - 15.169 = 748.863 mmHg
3. Place ~3mm of DI water in the bottom of the calibration cup.
4. Lightly screw on the calibration cup (only 1 or 2 threads!)
5. Allow *10 minutes* for the air in the cup to become water-saturated and temp to stabilize.
6. Press "calibrate" after *30 seconds* of no significant change in DO. Note below.
7. Discard used DI water, and rinse calibration cup and probes with DI water.

- was getting bad readings on DO. Changed out DO membrane & recalibrated.

Turbidity calibration:

1. Select "measure" on the main menu, then "Turbidity – With Blank"
2. Scan a sample using the 0.0 NTU Blank solution. "Scan Blank"
3. Scan a sample using the 10 NTU standard. "Scan Sample"
4. Select "Calibrate," then use the arrow buttons to adjust the value to the standard (10.0 NTU).

Field Notebook calibration entry:
YSI – Serial Number: 11J102406

1. Specific Conductance: 1,413 $\mu S/cm^3$
2. ORP: 240.1
3. pH:
   - Point 1: 7.00
   - Point 2: 4.00
   - Point 3: 10.02
4. DO: 98.6%

Turbidity Meter Model/Serial Number: 2020 we/3673-3813

RAMBOLL ENVIRON

Whirlpool Ft. Smith Field Equipment Calibration Checklist

Date: 5/3/2016

Calibrated by: WES

Turn on YSI. Note time in DO section Line 1.

Specific Conductance calibration (should take *at least* 1.5 minutes): **Lot #:** 5GG892 **Exp:** 7/31/16

1. Pour conductivity standard into calibration cup and immerse sensor.
2. Allow *1 minute* for temperature stabilization.
3. Press "calibrate" after *30 seconds* of no significant change in specific conductance. Note below.
4. Discard used calibration standard, and rinse calibration cup and probes with DI water.

ORP calibration (should take *at least* 1.5 minutes): **Lot #:** 9099 **Exp:** 7/31/2020

1. Pour ORP (Zobell) standard into calibration cup and immerse sensor.
2. Allow *1 minute* for temperature stabilization.
3. Press "calibrate" after *30 seconds* of no significant change in ORP. Note below.
4. Discard used calibration standard, and rinse calibration cup and probes with DI water.

3-Point pH calibration (should take *at least* 4.5 minutes):

1. Pour pH 7.0 standard into the calibration cup and immerse pH sensor. **Lot #** 5GG637 **Exp:** 7/31/17
2. Allow *1 minute* for temperature stabilization.
3. Press "calibrate" after *30 seconds* of no significant change in pH. Note below.
4. Discard used calibration standard, and rinse calibration cup and probes with DI water.
5. Pour pH 4.0 standard into the calibration cup and immerse pH sensor. **Lot #** 4AG1032 **Exp:** 7/2016
6. Allow *1 minute* for temperature stabilization.
7. Press "calibrate" after *30 seconds* of no significant change in pH. Note standard below.
8. Discard used calibration standard, and rinse calibration cup and probes with DI water.
9. Pour pH 10.0 standard into the calibration cup and immerse pH sensor. **Lot #** 5GK154 **Exp:** 11/30/17
10. Allow *1 minute* for temperature stabilization.
11. Press "calibrate" after *30 seconds* of no significant change in pH. Note below
12. Discard used calibration standard, and rinse calibration cup and probes with DI water.

Dissolved Oxygen (% DO) calibration (should take *at least* 10 minutes):

1. Ensure unit has been on for at least 10 minutes: Initial time: 810 + 10min = 820
2. Enter the local barometric pressure.
   (Note: to convert from inches (common on a weather app or forecast) to mmHg, multiply by 25.4, then to correct to Ft. Smith's altitude, subtract 15.169 mmHg.)
   30.10 in. x 25.4 = 764.54 mmHg - 15.169 = 749.371 mmHg
3. Place ~3mm of DI water in the bottom of the calibration cup.
4. Lightly screw on the calibration cup (only 1 or 2 threads!)
5. Allow *10 minutes* for the air in the cup to become water-saturated and temp to stabilize.
6. Press "calibrate" after *30 seconds* of no significant change in DO. Note below.
7. Discard used DI water, and rinse calibration cup and probes with DI water.

Turbidity calibration:

1. Select "measure" on the main menu, then "Turbidity – With Blank"
2. Scan a sample using the 0.0 NTU Blank solution. "Scan Blank"
3. Scan a sample using the 10 NTU standard. "Scan Sample"
4. Select "Calibrate," then use the arrow buttons to adjust the value to the standard (10.0 NTU).

Field Notebook calibration entry:

YSI – Serial Number: 14F100057

1. Specific Conductance: 1.413
2. ORP: 240.0
3. pH:
   - Point 1: 7.00
   - Point 2: 4.00
   - Point 3: 9.98
4. DO: 98.6%

Turbidity Meter Model/Serial Number:

RAMBOLL ENVIRON

Whirlpool Ft. Smith Field Equipment Calibration Checklist

Date: 5-3-2016

Calibrated by: Mike Rawitch

Turn on YSI. Note time in DO section Line 1.

Specific Conductance calibration (should take *at least* 1.5 minutes): **Lot #:** 6GC013 **Exp:** 3/31/2017

1. Pour conductivity standard into calibration cup and immerse sensor.
2. Allow *1 minute* for temperature stabilization.
3. Press "calibrate" after *30 seconds* of no significant change in specific conductance. Note below.
4. Discard used calibration standard, and rinse calibration cup and probes with DI water.

ORP calibration (should take *at least* 1.5 minutes): **Lot #:** 8306 **Exp:** 11/2019

1. Pour ORP (Zobell) standard into calibration cup and immerse sensor.
2. Allow *1 minute* for temperature stabilization.
3. Press "calibrate" after *30 seconds* of no significant change in ORP. Note below.
4. Discard used calibration standard, and rinse calibration cup and probes with DI water.

3-Point pH calibration (should take *at least* 4.5 minutes):

1. Pour pH 7.0 standard into the calibration cup and immerse pH sensor. **Lot #** 6GA544 **Exp:** 1/31/2018
2. Allow *1 minute* for temperature stabilization.
3. Press "calibrate" after *30 seconds* of no significant change in pH. Note below.
4. Discard used calibration standard, and rinse calibration cup and probes with DI water.
5. Pour pH 4.0 standard into the calibration cup and immerse pH sensor. **Lot #** 6GA048 **Exp:** 1/31/2018
6. Allow *1 minute* for temperature stabilization.
7. Press "calibrate" after *30 seconds* of no significant change in pH. Note standard below.
8. Discard used calibration standard, and rinse calibration cup and probes with DI water.
9. Pour pH 10.0 standard into the calibration cup and immerse pH sensor. **Lot #** 6GB188 **Exp:** 1/31/2018
10. Allow *1 minute* for temperature stabilization.
11. Press "calibrate" after *30 seconds* of no significant change in pH. Note below
12. Discard used calibration standard, and rinse calibration cup and probes with DI water.

Dissolved Oxygen (% DO) calibration (should take *at least* 10 minutes):

1. Ensure unit has been on for at least 10 minutes: Initial time: 0705 + 10min = 0715
2. Enter the local barometric pressure.
   (Note: to convert from inches (common on a weather app or forecast) to mmHg, multiply by 25.4, then to correct to Ft. Smith's altitude, subtract 15.169 mmHg.)
   30.10 in. x 25.4 = 764.54 mmHg - 15.169 = 749.371 mmHg
3. Place ~3mm of DI water in the bottom of the calibration cup.
4. Lightly screw on the calibration cup (only 1 or 2 threads!)
5. Allow *10 minutes* for the air in the cup to become water-saturated and temp to stabilize.
6. Press "calibrate" after *30 seconds* of no significant change in DO. Note below.
7. Discard used DI water, and rinse calibration cup and probes with DI water.

Turbidity calibration:

1. Select "measure" on the main menu, then "Turbidity – With Blank"
2. Scan a sample using the 0.0 NTU Blank solution. "Scan Blank"
3. Scan a sample using the 10 NTU standard. "Scan Sample"
4. Select "Calibrate," then use the arrow buttons to adjust the value to the standard (10.0 NTU).

Field Notebook calibration entry:

YSI – Serial Number: 15F103504

1. Specific Conductance: 1.413 µS/cm
2. ORP: 240.0 mV
3. pH:
   - Point 1: 7.0
   - Point 2: 4.0
   - Point 3: 10.0
4. DO: 10.35 mg/L / 98.9

Turbidity Meter Model/Serial Number: 018829

RAMBOLL ENVIRON

Whirlpool Ft. Smith Field Equipment Calibration Checklist

Date: 5/3/16

Calibrated by: JM

Turn on YSI. Note time in DO section Line 1.

Specific Conductance calibration (should take *at least* 1.5 minutes): **Lot #:** JM 0566892 **Exp:** 7/2016

1. Pour conductivity standard into calibration cup and immerse sensor.
2. Allow *1 minute* for temperature stabilization.
3. Press "calibrate" after *30 seconds* of no significant change in specific conductance. Note below.
4. Discard used calibration standard, and rinse calibration cup and probes with DI water.

ORP calibration (should take *at least* 1.5 minutes): **Lot #:** 09099 **Exp:** 07/31/2020

1. Pour ORP (Zobell) standard into calibration cup and immerse sensor.
2. Allow *1 minute* for temperature stabilization.
3. Press "calibrate" after *30 seconds* of no significant change in ORP. Note below.
4. Discard used calibration standard, and rinse calibration cup and probes with DI water.

3-Point pH calibration (should take *at least* 4.5 minutes):

1. Pour pH 7.0 standard into the calibration cup and immerse pH sensor. **Lot #** 6GA544 **Exp:** 01/31/2018
2. Allow *1 minute* for temperature stabilization.
3. Press "calibrate" after *30 seconds* of no significant change in pH. Note below.
4. Discard used calibration standard, and rinse calibration cup and probes with DI water.
5. Pour pH 4.0 standard into the calibration cup and immerse pH sensor. **Lot #** 6GA048 **Exp:** 01/31/2018
6. Allow *1 minute* for temperature stabilization.
7. Press "calibrate" after *30 seconds* of no significant change in pH. Note standard below.
8. Discard used calibration standard, and rinse calibration cup and probes with DI water.
9. Pour pH 10.0 standard into the calibration cup and immerse pH sensor. **Lot #** 6GB188 **Exp:** 02/28/2018
10. Allow *1 minute* for temperature stabilization.
11. Press "calibrate" after *30 seconds* of no significant change in pH. Note below
12. Discard used calibration standard, and rinse calibration cup and probes with DI water.

Dissolved Oxygen (% DO) calibration (should take *at least* 10 minutes):

1. Ensure unit has been on for at least 10 minutes: Initial time: 0705 + 10min = 0715
2. Enter the local barometric pressure.
   (Note: to convert from inches (common on a weather app or forecast) to mmHg, multiply by 25.4, then to correct to Ft. Smith's altitude, subtract 15.169 mmHg.)
   30.09 in. x 25.4 = 764.286 mmHg - 15.169 = 749.117 mmHg
3. Place ~3mm of DI water in the bottom of the calibration cup.
4. Lightly screw on the calibration cup (only 1 or 2 threads!)
5. Allow *10 minutes* for the air in the cup to become water-saturated and temp to stabilize.
6. Press "calibrate" after *30 seconds* of no significant change in DO. Note below.
7. Discard used DI water, and rinse calibration cup and probes with DI water.

Turbidity calibration:

1. Select "measure" on the main menu, then "Turbidity – With Blank"
2. Scan a sample using the 0.0 NTU Blank solution. "Scan Blank"
3. Scan a sample using the 10 NTU standard. "Scan Sample"
4. Select "Calibrate," then use the arrow buttons to adjust the value to the standard (10.0 NTU).

Field Notebook calibration entry:

YSI – Serial Number: 14A100108

1. Specific Conductance: 1352 → 1413
2. ORP: 243.4 → 240
3. pH:
   - Point 1: 6.98 → 7.00
   - Point 2: 4.03 → 4.00
   - Point 3: 10.07 → 10.01
4. DO: 104.2 → 98.6%

Turbidity Meter Model/Serial Number: LaMotte 2020e 031064

RAMBOLL ENVIRON

Whirlpool Ft. Smith Field Equipment Calibration Checklist

Date: 5/3/16

Calibrated by: Victoria Siegler

Turn on YSI. Note time on line 38!

Specific Conductance calibration (should take *at least* 1.5 minutes): **Lot #:** 1210 S **Exp:** 3/15/17

1. Pour conductivity standard into calibration cup and immerse sensor.
2. Allow *1 minute* for temperature stabilization.
3. Press "calibrate" after *30 seconds* of no significant change in specific conductance. Note below.
4. Discard used calibration standard, and rinse calibration cup and probes with DI water.

ORP calibration (should take *at least* 1.5 minutes): **Lot #:** 8752 **Exp:** 4/30/20

1. Pour ORP (Zobell) standard into calibration cup and immerse sensor.
2. Allow *1 minute* for temperature stabilization.
3. Press "calibrate" after *30 seconds* of no significant change in ORP. Note below.
4. Discard used calibration standard, and rinse calibration cup and probes with DI water.

3-Point pH calibration (should take *at least* 4.5 minutes):

1. Pour pH 7.0 standard into the calibration cup and immerse pH sensor. **Lot #** 2505700 **Exp:** 7/31/17
2. Allow *1 minute* for temperature stabilization.
3. Press "calibrate" after *30 seconds* of no significant change in pH. Note below.
4. Discard used calibration standard, and rinse calibration cup and probes with DI water.
5. Pour pH 4.0 standard into the calibration cup and immerse pH sensor. **Lot #** 2516C33 **Exp:** 10/20/17
6. Allow *1 minute* for temperature stabilization.
7. Press "calibrate" after *30 seconds* of no significant change in pH. Note standard below.
8. Discard used calibration standard, and rinse calibration cup and probes with DI water.
9. Pour pH 10.0 standard into the calibration cup and immerse pH sensor. **Lot #** 26016665 **Exp:** 6/17
10. Allow *1 minute* for temperature stabilization.
11. Press "calibrate" after *30 seconds* of no significant change in pH. Note below
12. Discard used calibration standard, and rinse calibration cup and probes with DI water.

Dissolved Oxygen (% DO) calibration (should take *at least* 10 minutes):

1. Ensure unit has been on for at least 10 minutes: Initial time: 0706 + 10min = 0716
2. Enter the local barometric pressure.
   (Note: to convert from inches (common on a weather app or forecast) to mmHg, multiply by 25.4, then to correct to Ft. Smith's altitude, subtract 15.169 mmHg.)
   30.10 in. x 25.4 = 764.54 mmHg - 15.169 = 749.371 mmHg
3. Place ~3mm of DI water in the bottom of the calibration cup.
4. Lightly screw on the calibration cup (only 1 or 2 threads!)
5. Allow *10 minutes* for the air in the cup to become water-saturated and temp to stabilize.
6. Press "calibrate" after *30 seconds* of no significant change in DO. Note below.
7. Discard used DI water, and rinse calibration cup and probes with DI water.

Turbidity calibration:

1. Select "measure" on the main menu, then "Turbidity – With Blank"
2. Scan a sample using the 0.0 NTU Blank solution. "Scan Blank"
3. Scan a sample using the 10 NTU standard. "Scan Sample"
4. Select "Calibrate," then use the arrow buttons to adjust the value to the standard (10.0 NTU).

Field Notebook calibration entry:

YSI – Serial Number:

1. Specific Conductance: 1410
2. ORP: 238.0
3. pH:
   - Point 1: ~~6.98~~ VS 6.93
   - Point 2: 4.03
   - Point 3: 10.02
4. DO: 10.24

Turbidity Meter Model/Serial Number:

Whirlpool Ft. Smith Field Equipment Calibration Checklist

Date: 5-4-2016

Calibrated by: MS

Turn on YSI. Note time in DO section Line 1.

Specific Conductance calibration (should take *at least* 1.5 minutes): **Lot #:** 6GC013 **Exp:** 3/31/2017

1. Pour conductivity standard into calibration cup and immerse sensor.
2. Allow *1 minute* for temperature stabilization.
3. Press "calibrate" after *30 seconds* of no significant change in specific conductance. Note below.
4. Discard used calibration standard, and rinse calibration cup and probes with DI water.

ORP calibration (should take *at least* 1.5 minutes): **Lot #:** 9099 **Exp:** 7/31/2020

1. Pour ORP (Zobell) standard into calibration cup and immerse sensor.
2. Allow *1 minute* for temperature stabilization.
3. Press "calibrate" after *30 seconds* of no significant change in ORP. Note below.
4. Discard used calibration standard, and rinse calibration cup and probes with DI water.

3-Point pH calibration (should take *at least* 4.5 minutes):

1. Pour pH 7.0 standard into the calibration cup and immerse pH sensor. **Lot #** 6GA544 **Exp:** 1/31/2018
2. Allow *1 minute* for temperature stabilization.
3. Press "calibrate" after *30 seconds* of no significant change in pH. Note below.
4. Discard used calibration standard, and rinse calibration cup and probes with DI water.

5. Pour pH 4.0 standard into the calibration cup and immerse pH sensor. **Lot #** 6GA048 **Exp:** 1/31/2018
6. Allow *1 minute* for temperature stabilization.
7. Press "calibrate" after *30 seconds* of no significant change in pH. Note standard below.
8. Discard used calibration standard, and rinse calibration cup and probes with DI water.

9. Pour pH 10.0 standard into the calibration cup and immerse pH sensor. **Lot #** 6GB188 **Exp:** 2/28/2018
10. Allow *1 minute* for temperature stabilization.
11. Press "calibrate" after *30 seconds* of no significant change in pH. Note below
12. Discard used calibration standard, and rinse calibration cup and probes with DI water.

Dissolved Oxygen (% DO) calibration (should take *at least* 10 minutes):

1. Ensure unit has been on for at least 10 minutes: Initial time: 0614 + 10min = 0624
2. Enter the local barometric pressure.
   (Note: to convert from inches (common on a weather app or forecast) to mmHg, multiply by 25.4, then to correct to Ft. Smith's altitude, subtract 15.169 mmHg.)
   ~~29.18~~ 29.98 in. x 25.4 = ~~761.492~~ 761.492 MS mmHg - 15.169 = 746.323 mmHg (761.492 mm Hg) MS
3. Place ~3mm of DI water in the bottom of the calibration cup.
4. Lightly screw on the calibration cup (only 1 or 2 threads!)
5. Allow *10 minutes* for the air in the cup to become water-saturated and temp to stabilize.
6. Press "calibrate" after *30 seconds* of no significant change in DO. Note below.
7. Discard used DI water, and rinse calibration cup and probes with DI water.

Turbidity calibration:

1. Select "measure" on the main menu, then "Turbidity – With Blank"
2. Scan a sample using the 0.0 NTU Blank solution. "Scan Blank"
3. Scan a sample using the 10 NTU standard. "Scan Sample"
4. Select "Calibrate," then use the arrow buttons to adjust the value to the standard (10.0 NTU).

Field Notebook calibration entry:

YSI – Serial Number: 031454

1. Specific Conductance: 1413 µs/cm
2. ORP: 240
3. pH:
   - Point 1: 7.0
   - Point 2: 4.0
   - Point 3: ~~10.0~~ ms 9.99
4. DO: 99.1 %

Turbidity Meter Model/Serial Number: 018829

RAMBOLL ENVIRON

Whirlpool Ft. Smith Field Equipment Calibration Checklist

Date: 5/4/16

Calibrated by: H. Butterfield

Turn on YSI. Note time in DO section Line 1.

Specific Conductance calibration (should take *at least* 1.5 minutes): **Lot #:** 5GG892 **Exp:** July/16

1. Pour conductivity standard into calibration cup and immerse sensor.
2. Allow *1 minute* for temperature stabilization.
3. Press "calibrate" after *30 seconds* of no significant change in specific conductance. Note below.
4. Discard used calibration standard, and rinse calibration cup and probes with DI water.

ORP calibration (should take *at least* 1.5 minutes): **Lot #:** 8832 **Exp:** 04/2020

1. Pour ORP (Zobell) standard into calibration cup and immerse sensor.
2. Allow *1 minute* for temperature stabilization.
3. Press "calibrate" after *30 seconds* of no significant change in ORP. Note below.
4. Discard used calibration standard, and rinse calibration cup and probes with DI water.

3-Point pH calibration (should take *at least* 4.5 minutes):

1. Pour pH 7.0 standard into the calibration cup and immerse pH sensor. **Lot #** 5AC488 **Exp:** 3/31/17
2. Allow *1 minute* for temperature stabilization.
3. Press "calibrate" after *30 seconds* of no significant change in pH. Note below.
4. Discard used calibration standard, and rinse calibration cup and probes with DI water.
5. Pour pH 4.0 standard into the calibration cup and immerse pH sensor. **Lot #** 5AC304 **Exp:** March/17
6. Allow *1 minute* for temperature stabilization.
7. Press "calibrate" after *30 seconds* of no significant change in pH. Note standard below.
8. Discard used calibration standard, and rinse calibration cup and probes with DI water.
9. Pour pH 10.0 standard into the calibration cup and immerse pH sensor. **Lot #** 5AA164 **Exp:** Jan/17
10. Allow *1 minute* for temperature stabilization.
11. Press "calibrate" after *30 seconds* of no significant change in pH. Note below
12. Discard used calibration standard, and rinse calibration cup and probes with DI water.

Dissolved Oxygen (% DO) calibration (should take *at least* 10 minutes):

1. Ensure unit has been on for at least 10 minutes: Initial time: 0710 + 10min = 0720
2. Enter the local barometric pressure.
   (Note: to convert from inches (common on a weather app or forecast) to mmHg, multiply by 25.4, then to correct to Ft. Smith's altitude, subtract 15.169 mmHg.)
   29.98 in. x 25.4 = 761.492 mmHg - 15.169 = 746.323 mmHg
3. Place ~3mm of DI water in the bottom of the calibration cup.
4. Lightly screw on the calibration cup (only 1 or 2 threads!)
5. Allow *10 minutes* for the air in the cup to become water-saturated and temp to stabilize.
6. Press "calibrate" after *30 seconds* of no significant change in DO. Note below.
7. Discard used DI water, and rinse calibration cup and probes with DI water.

Turbidity calibration:

1. Select "measure" on the main menu, then "Turbidity – With Blank"
2. Scan a sample using the 0.0 NTU Blank solution. "Scan Blank"
3. Scan a sample using the 10 NTU standard. "Scan Sample"
4. Select "Calibrate," then use the arrow buttons to adjust the value to the standard (10.0 NTU).

Field Notebook calibration entry:

YSI – Serial Number: 11K100340

1. Specific Conductance: 1,413 µs/cm³
2. ORP: 240.0
3. pH:
   - Point 1: 7.00
   - Point 2: 4.00
   - Point 3: 10.01
4. DO: 98.3%

Turbidity Meter Model/Serial Number: 2100we / 3673 – 3813

Whirlpool Ft. Smith Field Equipment Calibration Checklist

Date: 5/4/16

Calibrated by: Mike Chomiz

Turn on YSI. Note time in DO section Line 1.

Specific Conductance calibration (should take *at least* 1.5 minutes): **Lot #:** 691013 **Exp:** 3/31/2017

1. Pour conductivity standard into calibration cup and immerse sensor.
2. Allow *1 minute* for temperature stabilization.
3. Press "calibrate" after *30 seconds* of no significant change in specific conductance. Note below.
4. Discard used calibration standard, and rinse calibration cup and probes with DI water.

ORP calibration (should take *at least* 1.5 minutes): **Lot #:** 9099 **Exp:** 7/31/2020

1. Pour ORP (Zobell) standard into calibration cup and immerse sensor.
2. Allow *1 minute* for temperature stabilization.
3. Press "calibrate" after *30 seconds* of no significant change in ORP. Note below.
4. Discard used calibration standard, and rinse calibration cup and probes with DI water.

3-Point pH calibration (should take *at least* 4.5 minutes):

1. Pour pH 7.0 standard into the calibration cup and immerse pH sensor. **Lot #** 6644544 **Exp:** 1/31/2018
2. Allow *1 minute* for temperature stabilization.
3. Press "calibrate" after *30 seconds* of no significant change in pH. Note below.
4. Discard used calibration standard, and rinse calibration cup and probes with DI water. GG A048 1/31/2018
5. Pour pH 4.0 standard into the calibration cup and immerse pH sensor. **Lot #** ~~GGB188~~ **Exp:** ~~2/28/2018~~
6. Allow *1 minute* for temperature stabilization.
7. Press "calibrate" after *30 seconds* of no significant change in pH. Note standard below.
8. Discard used calibration standard, and rinse calibration cup and probes with DI water. GGB188
9. Pour pH 10.0 standard into the calibration cup and immerse pH sensor. **Lot #** 08 **Exp:** 2/28/2018
10. Allow *1 minute* for temperature stabilization.
11. Press "calibrate" after *30 seconds* of no significant change in pH. Note below
12. Discard used calibration standard, and rinse calibration cup and probes with DI water.

Dissolved Oxygen (% DO) calibration (should take *at least* 10 minutes):

1. Ensure unit has been on for at least 10 minutes: Initial time: 0617 + 10min = 0627
2. Enter the local barometric pressure.
   (Note: to convert from inches (common on a weather app or forecast) to mmHg, multiply by 25.4, then to correct to Ft. Smith's altitude, subtract 15.169 mmHg.)
   29.98 in. x 25.4 = 761.492 mmHg - 15.169 = 746.323 mmHg
3. Place ~3mm of DI water in the bottom of the calibration cup.
4. Lightly screw on the calibration cup (only 1 or 2 threads!)
5. Allow *10 minutes* for the air in the cup to become water-saturated and temp to stabilize.
6. Press "calibrate" after *30 seconds* of no significant change in DO. Note below.
7. Discard used DI water, and rinse calibration cup and probes with DI water.

Turbidity calibration:

1. Select "measure" on the main menu, then "Turbidity – With Blank"
2. Scan a sample using the 0.0 NTU Blank solution. "Scan Blank"
3. Scan a sample using the 10 NTU standard. "Scan Sample"
4. Select "Calibrate," then use the arrow buttons to adjust the value to the standard (10.0 NTU).

Field Notebook calibration entry:
YSI – Serial Number: 14F100295

1. Specific Conductance: 1441 / 1413
2. ORP: 231.0 / 240.2
3. pH:
   - Point 1: 6.97 / 7.00
   - Point 2: 3.97 / 4.00
   - Point 3: 9.98 / 10.01
4. DO: 110.0 / 98.2

Turbidity Meter Model/Serial Number: La Motte 2020we / 1863

Whirlpool Ft. Smith Field Equipment Calibration Checklist

Date: 5/4/16

Calibrated by: NZ

Turn on YSI. Note time in DO section Line 1.

Specific Conductance calibration (should take *at least* 1.5 minutes): **Lot #:** 66C013 **Exp:** 3/31/17

1. Pour conductivity standard into calibration cup and immerse sensor.
2. Allow *1 minute* for temperature stabilization.
3. Press "calibrate" after *30 seconds* of no significant change in specific conductance. Note below.
4. Discard used calibration standard, and rinse calibration cup and probes with DI water.

ORP calibration (should take *at least* 1.5 minutes): **Lot #:** 9099 **Exp:** 7/31/20

1. Pour ORP (Zobell) standard into calibration cup and immerse sensor.
2. Allow *1 minute* for temperature stabilization.
3. Press "calibrate" after *30 seconds* of no significant change in ORP. Note below.
4. Discard used calibration standard, and rinse calibration cup and probes with DI water.

3-Point pH calibration (should take *at least* 4.5 minutes):

1. Pour pH 7.0 standard into the calibration cup and immerse pH sensor. **Lot #** 66A324 **Exp:** 11/31/18
2. Allow *1 minute* for temperature stabilization.
3. Press "calibrate" after *30 seconds* of no significant change in pH. Note below.
4. Discard used calibration standard, and rinse calibration cup and probes with DI water.
5. Pour pH 4.0 standard into the calibration cup and immerse pH sensor. **Lot #** 5AC304 **Exp:** 3/17
6. Allow *1 minute* for temperature stabilization.
7. Press "calibrate" after *30 seconds* of no significant change in pH. Note standard below.
8. Discard used calibration standard, and rinse calibration cup and probes with DI water.
9. Pour pH 10.0 standard into the calibration cup and immerse pH sensor. **Lot #** 6GB188 **Exp:** 2/28/18
10. Allow *1 minute* for temperature stabilization.
11. Press "calibrate" after *30 seconds* of no significant change in pH. Note below
12. Discard used calibration standard, and rinse calibration cup and probes with DI water.

Dissolved Oxygen (% DO) calibration (should take *at least* 10 minutes):

1. Ensure unit has been on for at least 10 minutes: Initial time: 0640 + 10min = 0650
2. Enter the local barometric pressure.
   (Note: to convert from inches (common on a weather app or forecast) to mmHg, multiply by 25.4, then to correct to Ft. Smith's altitude, subtract 15.169 mmHg.)
   29.97 in. x 25.4 = 761.238 mmHg - 15.169 = 746.069 mmHg
3. Place ~3mm of DI water in the bottom of the calibration cup.
4. Lightly screw on the calibration cup (only 1 or 2 threads!)
5. Allow *10 minutes* for the air in the cup to become water-saturated and temp to stabilize.
6. Press "calibrate" after *30 seconds* of no significant change in DO. Note below.
7. Discard used DI water, and rinse calibration cup and probes with DI water.

Turbidity calibration:

1. Select "measure" on the main menu, then "Turbidity – With Blank"
2. Scan a sample using the 0.0 NTU Blank solution. "Scan Blank"
3. Scan a sample using the 10 NTU standard. "Scan Sample"
4. Select "Calibrate," then use the arrow buttons to adjust the value to the standard (10.0 NTU).

Field Notebook calibration entry:

YSI – Serial Number: 12K101896

1. Specific Conductance: 1.413 ms/cm
2. ORP: 240.0 mV
3. pH:
   - Point 1: 7.00
   - Point 2: 4.00
   - Point 3: 10.00
4. DO: 98.2%

Turbidity Meter Model/Serial Number: 2759-4512

RAMBOLL ENVIRON

Whirlpool Ft. Smith Field Equipment Calibration Checklist

Date: 5/4/2016

Calibrated by: NES

Turn on YSI. Note time in DO section Line 1.

Specific Conductance calibration (should take *at least* 1.5 minutes): **Lot #:** 6GC013 **Exp:** 3/31/2017

1. Pour conductivity standard into calibration cup and immerse sensor.
2. Allow *1 minute* for temperature stabilization.
3. Press "calibrate" after *30 seconds* of no significant change in specific conductance. Note below.
4. Discard used calibration standard, and rinse calibration cup and probes with DI water.

ORP calibration (should take *at least* 1.5 minutes): **Lot #:** 8832 **Exp:** 4/2020

1. Pour ORP (Zobell) standard into calibration cup and immerse sensor.
2. Allow *1 minute* for temperature stabilization.
3. Press "calibrate" after *30 seconds* of no significant change in ORP. Note below.
4. Discard used calibration standard, and rinse calibration cup and probes with DI water.

3-Point pH calibration (should take *at least* 4.5 minutes):

1. Pour pH 7.0 standard into the calibration cup and immerse pH sensor. **Lot #** 5AC488 **Exp:** 3/31/17
2. Allow *1 minute* for temperature stabilization.
3. Press "calibrate" after *30 seconds* of no significant change in pH. Note below.
4. Discard used calibration standard, and rinse calibration cup and probes with DI water.
5. Pour pH 4.0 standard into the calibration cup and immerse pH sensor. **Lot #** 5AC30 **Exp:** 3/17
6. Allow *1 minute* for temperature stabilization.
7. Press "calibrate" after *30 seconds* of no significant change in pH. Note standard below.
8. Discard used calibration standard, and rinse calibration cup and probes with DI water.
9. Pour pH 10.0 standard into the calibration cup and immerse pH sensor. **Lot #** 6GB188 **Exp:** 2/28/2018
10. Allow *1 minute* for temperature stabilization.
11. Press "calibrate" after *30 seconds* of no significant change in pH. Note below
12. Discard used calibration standard, and rinse calibration cup and probes with DI water.

Dissolved Oxygen (% DO) calibration (should take *at least* 10 minutes):

1. Ensure unit has been on for at least 10 minutes: Initial time: 715 + 10min = 815
2. Enter the local barometric pressure.
   (Note: to convert from inches (common on a weather app or forecast) to mmHg, multiply by 25.4, then to correct to Ft. Smith's altitude, subtract 15.169 mmHg.)
   29.98 in. x 25.4 = 761.492 mmHg - 15.169 = 746.233 mmHg
3. Place ~3mm of DI water in the bottom of the calibration cup.
4. Lightly screw on the calibration cup (only 1 or 2 threads!)
5. Allow *10 minutes* for the air in the cup to become water-saturated and temp to stabilize.
6. Press "calibrate" after *30 seconds* of no significant change in DO. Note below.
7. Discard used DI water, and rinse calibration cup and probes with DI water.

Turbidity calibration:

1. Select "measure" on the main menu, then "Turbidity – With Blank"
2. Scan a sample using the 0.0 NTU Blank solution. "Scan Blank"
3. Scan a sample using the 10 NTU standard. "Scan Sample"
4. Select "Calibrate," then use the arrow buttons to adjust the value to the standard (10.0 NTU).

Field Notebook calibration entry:

YSI – Serial Number: 14F100057

1. Specific Conductance: 1418
2. ORP: 240
3. pH:
   - Point 1: 7.00
   - Point 2: 4.00
   - Point 3: 10.02
4. DO: 99.6%

Turbidity Meter Model/Serial Number:

Whirlpool Ft. Smith Field Equipment Calibration Checklist

Date: 5/4/16

Calibrated by: Victoria Siegler

Turn on YSI. Note time on line 38!

Specific Conductance calibration (should take *at least* 1.5 minutes): **Lot #:** 12105 **Exp:** 3/18/17

1. Pour conductivity standard into calibration cup and immerse sensor.
2. Allow *1 minute* for temperature stabilization.
3. Press "calibrate" after *30 seconds* of no significant change in specific conductance. Note below.
4. Discard used calibration standard, and rinse calibration cup and probes with DI water.

ORP calibration (should take *at least* 1.5 minutes): **Lot #:** 8752 **Exp:** 4/30/20

1. Pour ORP (Zobell) standard into calibration cup and immerse sensor.
2. Allow *1 minute* for temperature stabilization.
3. Press "calibrate" after *30 seconds* of no significant change in ORP. Note below.
4. Discard used calibration standard, and rinse calibration cup and probes with DI water.

3-Point pH calibration (should take *at least* 4.5 minutes):

1. Pour pH 7.0 standard into the calibration cup and immerse pH sensor. **Lot #** 250810 **Exp:** 7/31/17
2. Allow *1 minute* for temperature stabilization.
3. Press "calibrate" after *30 seconds* of no significant change in pH. Note below.
4. Discard used calibration standard, and rinse calibration cup and probes with DI water.

5. Pour pH 4.0 standard into the calibration cup and immerse pH sensor. **Lot #** 06A048 **Exp:** 1/31/18
6. Allow *1 minute* for temperature stabilization.
7. Press "calibrate" after *30 seconds* of no significant change in pH. Note standard below.
8. Discard used calibration standard, and rinse calibration cup and probes with DI water.

9. Pour pH 10.0 standard into the calibration cup and immerse pH sensor. **Lot #** 6GB188 **Exp:** 2/28/17
10. Allow *1 minute* for temperature stabilization.
11. Press "calibrate" after *30 seconds* of no significant change in pH. Note below
12. Discard used calibration standard, and rinse calibration cup and probes with DI water.

Dissolved Oxygen (% DO) calibration (should take *at least* 10 minutes):

1. Ensure unit has been on for at least 10 minutes: Initial time: 0710 + 10min = 0720
2. Enter the local barometric pressure.
   (Note: to convert from inches (common on a weather app or forecast) to mmHg, multiply by 25.4, then to correct to Ft. Smith's altitude, subtract 15.169 mmHg.)
   29.97 in. x 25.4 = 761.24 mmHg - 15.169 = 746.069 mmHg
3. Place ~3mm of DI water in the bottom of the calibration cup.
4. Lightly screw on the calibration cup (only 1 or 2 threads!)
5. Allow *10 minutes* for the air in the cup to become water-saturated and temp to stabilize.
6. Press "calibrate" after *30 seconds* of no significant change in DO. Note below.
7. Discard used DI water, and rinse calibration cup and probes with DI water.

Turbidity calibration:

1. Select "measure" on the main menu, then "Turbidity – With Blank"
2. Scan a sample using the 0.0 NTU Blank solution. "Scan Blank"
3. Scan a sample using the 10 NTU standard. "Scan Sample"
4. Select "Calibrate," then use the arrow buttons to adjust the value to the standard (10.0 NTU).

Field Notebook calibration entry:

YSI – Serial Number:

1. Specific Conductance: 1381
2. ORP: 248.2
3. pH:
   - Point 1: 6.93
   - Point 2: 4.08
   - Point 3: 9.93
4. DO: 10.1

Turbidity Meter Model/Serial Number:

Whirlpool Ft. Smith Field Equipment Calibration Checklist

Date: 5/4/16

Calibrated by: JM

Turn on YSI. Note time in DO section Line 1.

Specific Conductance calibration (should take *at least* 1.5 minutes): **Lot #:** 66C013 **Exp:** 3/2017

1. Pour conductivity standard into calibration cup and immerse sensor.
2. Allow *1 minute* for temperature stabilization.
3. Press "calibrate" after *30 seconds* of no significant change in specific conductance. Note below.
4. Discard used calibration standard, and rinse calibration cup and probes with DI water.

ORP calibration (should take *at least* 1.5 minutes): **Lot #:** 9099 **Exp:** 07/31/2020

1. Pour ORP (Zobell) standard into calibration cup and immerse sensor.
2. Allow *1 minute* for temperature stabilization.
3. Press "calibrate" after *30 seconds* of no significant change in ORP. Note below.
4. Discard used calibration standard, and rinse calibration cup and probes with DI water.

3-Point pH calibration (should take *at least* 4.5 minutes):

1. Pour pH 7.0 standard into the calibration cup and immerse pH sensor. **Lot #** 6GA54 **Exp:** 01/31/2018
2. Allow *1 minute* for temperature stabilization.
3. Press "calibrate" after *30 seconds* of no significant change in pH. Note below.
4. Discard used calibration standard, and rinse calibration cup and probes with DI water.
5. Pour pH 4.0 standard into the calibration cup and immerse pH sensor. **Lot #** 5AC304 **Exp:** 3/2017
6. Allow *1 minute* for temperature stabilization.
7. Press "calibrate" after *30 seconds* of no significant change in pH. Note standard below.
8. Discard used calibration standard, and rinse calibration cup and probes with DI water.
9. Pour pH 10.0 standard into the calibration cup and immerse pH sensor. **Lot #** 5AA164 **Exp:** 1/2017
10. Allow *1 minute* for temperature stabilization.
11. Press "calibrate" after *30 seconds* of no significant change in pH. Note below
12. Discard used calibration standard, and rinse calibration cup and probes with DI water.

Dissolved Oxygen (% DO) calibration (should take *at least* 10 minutes):

1. Ensure unit has been on for at least 10 minutes: Initial time: 0650 + 10min = 0700
2. Enter the local barometric pressure.
   (Note: to convert from inches (common on a weather app or forecast) to mmHg, multiply by 25.4, then to correct to Ft. Smith's altitude, subtract 15.169 mmHg.)
   29.97 in. x 25.4 = 761.238 mmHg - 15.169 = 746.069 mmHg
3. Place ~3mm of DI water in the bottom of the calibration cup.
4. Lightly screw on the calibration cup (only 1 or 2 threads!)
5. Allow *10 minutes* for the air in the cup to become water-saturated and temp to stabilize.
6. Press "calibrate" after *30 seconds* of no significant change in DO. Note below.
7. Discard used DI water, and rinse calibration cup and probes with DI water.

Turbidity calibration:

1. Select "measure" on the main menu, then "Turbidity – With Blank"
2. Scan a sample using the 0.0 NTU Blank solution. "Scan Blank"
3. Scan a sample using the 10 NTU standard. "Scan Sample"
4. Select "Calibrate," then use the arrow buttons to adjust the value to the standard (10.0 NTU).

Field Notebook calibration entry:

YSI – Serial Number: 14A100108

1. Specific Conductance: 1413
2. ORP: 240.3 → 240
3. pH:
   - Point 1: 6.98 → 7.00
   - Point 2: 4.03 → 4.00
   - Point 3: 10.02 → 10.00
4. DO: 95.4 → 98.2 %

Turbidity Meter Model/Serial Number: La Motte 2020e 031064

RAMBOLL ENVIRON

Whirlpool Ft. Smith Field Equipment Calibration Checklist

Date: 5/9/16

Calibrated by: NZ

Turn on YSI. Note time in DO section Line 1.

Specific Conductance calibration (should take *at least* 1.5 minutes): **Lot #:** 566892 **Exp:** 7/16

1. Pour conductivity standard into calibration cup and immerse sensor.
2. Allow *1 minute* for temperature stabilization.
3. Press "calibrate" after *30 seconds* of no significant change in specific conductance. Note below.
4. Discard used calibration standard, and rinse calibration cup and probes with DI water.

ORP calibration (should take *at least* 1.5 minutes): **Lot #:** 8832 **Exp:** 4/20

1. Pour ORP (Zobell) standard into calibration cup and immerse sensor.
2. Allow *1 minute* for temperature stabilization.
3. Press "calibrate" after *30 seconds* of no significant change in ORP. Note below.
4. Discard used calibration standard, and rinse calibration cup and probes with DI water.

3-Point pH calibration (should take *at least* 4.5 minutes):

1. Pour pH 7.0 standard into the calibration cup and immerse pH sensor. **Lot #** 5AC488 **Exp:** 3/31/17
2. Allow *1 minute* for temperature stabilization.
3. Press "calibrate" after *30 seconds* of no significant change in pH. Note below.
4. Discard used calibration standard, and rinse calibration cup and probes with DI water.
5. Pour pH 4.0 standard into the calibration cup and immerse pH sensor. **Lot #** 5AC304 **Exp:** 3/17
6. Allow *1 minute* for temperature stabilization.
7. Press "calibrate" after *30 seconds* of no significant change in pH. Note standard below.
8. Discard used calibration standard, and rinse calibration cup and probes with DI water.
9. Pour pH 10.0 standard into the calibration cup and immerse pH sensor. **Lot #** 5AA164 **Exp:** 1/17
10. Allow *1 minute* for temperature stabilization.
11. Press "calibrate" after *30 seconds* of no significant change in pH. Note below
12. Discard used calibration standard, and rinse calibration cup and probes with DI water.

Dissolved Oxygen (% DO) calibration (should take *at least* 10 minutes): 0640 + 10min = 0656

1. Ensure unit has been on for at least 10 minutes: Initial time: _____
2. Enter the local barometric pressure.
   (Note: to convert from inches (common on a weather app or forecast) to mmHg, multiply by 25.4, then to correct to Ft. Smith's altitude, subtract 15.169 mmHg.)
   30.01 in. x 25.4 = 762.254 mmHg - 15.169 = 747.085 mmHg
3. Place ~3mm of DI water in the bottom of the calibration cup.
4. Lightly screw on the calibration cup (only 1 or 2 threads!)
5. Allow *10 minutes* for the air in the cup to become water-saturated and temp to stabilize.
6. Press "calibrate" after *30 seconds* of no significant change in DO. Note below.
7. Discard used DI water, and rinse calibration cup and probes with DI water.

Turbidity calibration:

1. Select "measure" on the main menu, then "Turbidity – With Blank"
2. Scan a sample using the 0.0 NTU Blank solution. "Scan Blank"
3. Scan a sample using the 10 NTU standard. "Scan Sample"
4. Select "Calibrate," then use the arrow buttons to adjust the value to the standard (10.0 NTU).

Field Notebook calibration entry:

YSI – Serial Number: 12K101896

1. Specific Conductance: 1.413 ms/cm
2. ORP: 240.0 mV
3. pH:
   - Point 1: 7.00
   - Point 2: 4.00
   - Point 3: 10.01
4. DO: 98.3 %

Turbidity Meter Model/Serial Number: 2759-4512

RAMBOLL ENVIRON

Whirlpool Ft. Smith Field Equipment Calibration Checklist

Date: 5/[illegible]

Calibrated by: [illegible]y Stonestreet

Turn on YSI. Note time in DO section Line 1.

Specific Conductance calibration (should take *at least* 1.5 minutes): **Lot #:** SGG892 **Exp:** Jul/16

1. Pour conductivity standard into calibration cup and immerse sensor.
2. Allow *1 minute* for temperature stabilization.
3. Press "calibrate" after *30 seconds* of no significant change in specific conductance. Note below.
4. Discard used calibration standard, and rinse calibration cup and probes with DI water.

ORP calibration (should take *at least* 1.5 minutes): **Lot #:** 8832 **Exp:** 4/2020

1. Pour ORP (Zobell) standard into calibration cup and immerse sensor.
2. Allow *1 minute* for temperature stabilization.
3. Press "calibrate" after *30 seconds* of no significant change in ORP. Note below.
4. Discard used calibration standard, and rinse calibration cup and probes with DI water.

3-Point pH calibration (should take *at least* 4.5 minutes):

1. Pour pH 7.0 standard into the calibration cup and immerse pH sensor. **Lot #** 6GA544 **Exp:** 1/31/2018
2. Allow *1 minute* for temperature stabilization.
3. Press "calibrate" after *30 seconds* of no significant change in pH. Note below.
4. Discard used calibration standard, and rinse calibration cup and probes with DI water.
5. Pour pH 4.0 standard into the calibration cup and immerse pH sensor. **Lot #** 6GA048 **Exp:** 1/31/2018
6. Allow *1 minute* for temperature stabilization.
7. Press "calibrate" after *30 seconds* of no significant change in pH. Note standard below.
8. Discard used calibration standard, and rinse calibration cup and probes with DI water.
9. Pour pH 10.0 standard into the calibration cup and immerse pH sensor. **Lot #** 6GB188 **Exp:** 2/28/2018
10. Allow *1 minute* for temperature stabilization.
11. Press "calibrate" after *30 seconds* of no significant change in pH. Note below
12. Discard used calibration standard, and rinse calibration cup and probes with DI water.

Dissolved Oxygen (% DO) calibration (should take *at least* 10 minutes):

1. Ensure unit has been on for at least 10 minutes: Initial time: 720 + 10min = 820
2. Enter the local barometric pressure.
   (Note: to convert from inches (common on a weather app or forecast) to mmHg, multiply by 25.4, then to correct to Ft. Smith's altitude, subtract 15.169 mmHg.)
   30.01 in. x 25.4 = 762.254 mmHg - 15.169 = 747.085 mmHg
3. Place ~3mm of DI water in the bottom of the calibration cup.
4. Lightly screw on the calibration cup (only 1 or 2 threads!)
5. Allow *10 minutes* for the air in the cup to become water-saturated and temp to stabilize.
6. Press "calibrate" after *30 seconds* of no significant change in DO. Note below.
7. Discard used DI water, and rinse calibration cup and probes with DI water.

Turbidity calibration:

1. Select "measure" on the main menu, then "Turbidity – With Blank"
2. Scan a sample using the 0.0 NTU Blank solution. "Scan Blank"
3. Scan a sample using the 10 NTU standard. "Scan Sample"
4. Select "Calibrate," then use the arrow buttons to adjust the value to the standard (10.0 NTU).

Field Notebook calibration entry:

YSI – Serial Number: 14F100057

1. Specific Conductance: 413
2. ORP: 240.0
3. pH:
   - Point 1: 7.00
   - Point 2: 4.00
   - Point 3: 9.95
4. DO: 99.4%

Turbidity Meter Model/Serial Number:

Whirlpool Ft. Smith Field Equipment Calibration Checklist

Date: 5/5/16

Calibrated by: Victoria Siegler

Turn on YSI. Note time on line 38!

Specific Conductance calibration (should take *at least* 1.5 minutes): **Lot #:** 1205 **Exp:** 3/18/17

1. Pour conductivity standard into calibration cup and immerse sensor.
2. Allow *1 minute* for temperature stabilization.
3. Press "calibrate" after *30 seconds* of no significant change in specific conductance. Note below.
4. Discard used calibration standard, and rinse calibration cup and probes with DI water.

ORP calibration (should take *at least* 1.5 minutes): **Lot #:** 8832 **Exp:** 4/20

1. Pour ORP (Zobell) standard into calibration cup and immerse sensor.
2. Allow *1 minute* for temperature stabilization.
3. Press "calibrate" after *30 seconds* of no significant change in ORP. Note below.
4. Discard used calibration standard, and rinse calibration cup and probes with DI water.

3-Point pH calibration (should take *at least* 4.5 minutes):

1. Pour pH 7.0 standard into the calibration cup and immerse pH sensor. **Lot #** 606A544 **Exp:** 11/31/18
2. Allow *1 minute* for temperature stabilization.
3. Press "calibrate" after *30 seconds* of no significant change in pH. Note below.
4. Discard used calibration standard, and rinse calibration cup and probes with DI water.
5. Pour pH 4.0 standard into the calibration cup and immerse pH sensor. **Lot #** 2510033 **Exp:** 10/17
6. Allow *1 minute* for temperature stabilization.
7. Press "calibrate" after *30 seconds* of no significant change in pH. Note standard below.
8. Discard used calibration standard, and rinse calibration cup and probes with DI water.
9. Pour pH 10.0 standard into the calibration cup and immerse pH sensor. **Lot #** 2601005 **Exp:** 6/17
10. Allow *1 minute* for temperature stabilization.
11. Press "calibrate" after *30 seconds* of no significant change in pH. Note below
12. Discard used calibration standard, and rinse calibration cup and probes with DI water.

Dissolved Oxygen (% DO) calibration (should take *at least* 10 minutes):

1. Ensure unit has been on for at least 10 minutes: Initial time: 0656 + 10min = 0706
2. Enter the local barometric pressure.
   (Note: to convert from inches (common on a weather app or forecast) to mmHg, multiply by 25.4, then to correct to Ft. Smith's altitude, subtract 15.169 mmHg.)
   30.01 in. x 25.4 = 762.254 mmHg - 15.169 = 747.085 mmHg
3. Place ~3mm of DI water in the bottom of the calibration cup.
4. Lightly screw on the calibration cup (only 1 or 2 threads!)
5. Allow *10 minutes* for the air in the cup to become water-saturated and temp to stabilize.
6. Press "calibrate" after *30 seconds* of no significant change in DO. Note below.
7. Discard used DI water, and rinse calibration cup and probes with DI water.

Turbidity calibration:

1. Select "measure" on the main menu, then "Turbidity – With Blank"
2. Scan a sample using the 0.0 NTU Blank solution. "Scan Blank"
3. Scan a sample using the 10 NTU standard. "Scan Sample"
4. Select "Calibrate," then use the arrow buttons to adjust the value to the standard (10.0 NTU).

Field Notebook calibration entry:

YSI – Serial Number:

1. Specific Conductance: 1435
2. ORP: 250.3
3. pH:
   - Point 1: 7.02
   - Point 2: 4.17
   - Point 3: 10.23
4. DO: 10.45

Turbidity Meter Model/Serial Number:

Whirlpool Ft. Smith Field Equipment Calibration Checklist

Date: 5/5/16

Calibrated by: JM

Turn on YSI. Note time in DO section Line 1.

Specific Conductance calibration (should take *at least* 1.5 minutes): **Lot #:** 6LC013 **Exp:** 03/31/2017

1. Pour conductivity standard into calibration cup and immerse sensor.
2. Allow *1 minute* for temperature stabilization.
3. Press "calibrate" after *30 seconds* of no significant change in specific conductance. Note below.
4. Discard used calibration standard, and rinse calibration cup and probes with DI water.

ORP calibration (should take *at least* 1.5 minutes): **Lot #:** 8832 **Exp:** 04/2020

1. Pour ORP (Zobell) standard into calibration cup and immerse sensor.
2. Allow *1 minute* for temperature stabilization.
3. Press "calibrate" after *30 seconds* of no significant change in ORP. Note below.
4. Discard used calibration standard, and rinse calibration cup and probes with DI water.

3-Point pH calibration (should take *at least* 4.5 minutes):

1. Pour pH 7.0 standard into the calibration cup and immerse pH sensor. **Lot #** 5AC488 **Exp:** 3/31/17
2. Allow *1 minute* for temperature stabilization.
3. Press "calibrate" after *30 seconds* of no significant change in pH. Note below.
4. Discard used calibration standard, and rinse calibration cup and probes with DI water.

29.97

5. Pour pH 4.0 standard into the calibration cup and immerse pH sensor. **Lot #** 6GA048 **Exp:** 01/31/2018
6. Allow *1 minute* for temperature stabilization.
7. Press "calibrate" after *30 seconds* of no significant change in pH. Note standard below.
8. Discard used calibration standard, and rinse calibration cup and probes with DI water.

9. Pour pH 10.0 standard into the calibration cup and immerse pH sensor. **Lot #** 5AA164 **Exp:** 01/2017
10. Allow *1 minute* for temperature stabilization.
11. Press "calibrate" after *30 seconds* of no significant change in pH. Note below
12. Discard used calibration standard, and rinse calibration cup and probes with DI water.

Dissolved Oxygen (% DO) calibration (should take *at least* 10 minutes):

1. Ensure unit has been on for at least 10 minutes: Initial time: 0626 + 10min = 0636
2. Enter the local barometric pressure.
   (Note: to convert from inches (common on a weather app or forecast) to mmHg, multiply by 25.4, then to correct to Ft. Smith's altitude, subtract 15.169 mmHg.)
   30.01 in. x 25.4 = 762.254 mmHg - 15.169 = 747.085 mmHg
3. Place ~3mm of DI water in the bottom of the calibration cup.
4. Lightly screw on the calibration cup (only 1 or 2 threads!)
5. Allow *10 minutes* for the air in the cup to become water-saturated and temp to stabilize.
6. Press "calibrate" after *30 seconds* of no significant change in DO. Note below.
7. Discard used DI water, and rinse calibration cup and probes with DI water.

Turbidity calibration:

1. Select "measure" on the main menu, then "Turbidity – With Blank"
2. Scan a sample using the 0.0 NTU Blank solution. "Scan Blank"
3. Scan a sample using the 10 NTU standard. "Scan Sample"
4. Select "Calibrate," then use the arrow buttons to adjust the value to the standard (10.0 NTU).

Field Notebook calibration entry:

YSI – Serial Number: 14A100108

1. Specific Conductance: 1405 → 1413
2. ORP: 240 → 240
3. pH:
   - Point 1: 6.92 → 7.00
   - Point 2: 4.04 → 4.00
   - Point 3: 10.17 → 10.03
4. DO: 98.7

Turbidity Meter Model/Serial Number: La Motte 2020e 031064

RAMBOLL ENVIRON

Whirlpool Ft. Smith Field Equipment Calibration Checklist

Date: 5-5-2016

Calibrated by: MJR

Turn on YSI. Note time in DO section Line 1.

Specific Conductance calibration (should take *at least* 1.5 minutes): **Lot #:** 5GG892 **Exp:** 7-31-16

1. Pour conductivity standard into calibration cup and immerse sensor.
2. Allow *1 minute* for temperature stabilization.
3. Press "calibrate" after *30 seconds* of no significant change in specific conductance. Note below.
4. Discard used calibration standard, and rinse calibration cup and probes with DI water.

ORP calibration (should take *at least* 1.5 minutes): **Lot #:** 8832 **Exp:** 04/2020

1. Pour ORP (Zobell) standard into calibration cup and immerse sensor.
2. Allow *1 minute* for temperature stabilization.
3. Press "calibrate" after *30 seconds* of no significant change in ORP. Note below.
4. Discard used calibration standard, and rinse calibration cup and probes with DI water.

3-Point pH calibration (should take *at least* 4.5 minutes):

1. Pour pH 7.0 standard into the calibration cup and immerse pH sensor. **Lot #** 2508700 **Exp:** 7/31/2017
2. Allow *1 minute* for temperature stabilization.
3. Press "calibrate" after *30 seconds* of no significant change in pH. Note below.
4. Discard used calibration standard, and rinse calibration cup and probes with DI water.
5. Pour pH 4.0 standard into the calibration cup and immerse pH sensor. **Lot #** 6GA048 **Exp:** 1/31/2018
6. Allow *1 minute* for temperature stabilization.
7. Press "calibrate" after *30 seconds* of no significant change in pH. Note standard below.
8. Discard used calibration standard, and rinse calibration cup and probes with DI water.
9. Pour pH 10.0 standard into the calibration cup and immerse pH sensor. **Lot #** 5GK154 **Exp:** 11/30/2017
10. Allow *1 minute* for temperature stabilization.
11. Press "calibrate" after *30 seconds* of no significant change in pH. Note below
12. Discard used calibration standard, and rinse calibration cup and probes with DI water.

Dissolved Oxygen (% DO) calibration (should take *at least* 10 minutes):

1. Ensure unit has been on for at least 10 minutes: Initial time: 0630 + 10min = 0640
2. Enter the local barometric pressure.
   (Note: to convert from inches (common on a weather app or forecast) to mmHg, multiply by 25.4, then to correct to Ft. Smith's altitude, subtract 15.169 mmHg.)
   30.04 in. x 25.4 = 763.016 mmHg - 15.169 = 747.847 mmHg
3. Place ~3mm of DI water in the bottom of the calibration cup.
4. Lightly screw on the calibration cup (only 1 or 2 threads!)
5. Allow *10 minutes* for the air in the cup to become water-saturated and temp to stabilize.
6. Press "calibrate" after *30 seconds* of no significant change in DO. Note below.
7. Discard used DI water, and rinse calibration cup and probes with DI water.

Turbidity calibration:

1. Select "measure" on the main menu, then "Turbidity – With Blank"
2. Scan a sample using the 0.0 NTU Blank solution. "Scan Blank"
3. Scan a sample using the 10 NTU standard. "Scan Sample"
4. Select "Calibrate," then use the arrow buttons to adjust the value to the standard (10.0 NTU).

Field Notebook calibration entry:
YSI – Serial Number: 027638

1. Specific Conductance: 1.346
2. ORP: 240.2
3. pH:
   - Point 1: 6.93
   - Point 2: 4.10
   - Point 3: 9.94
4. DO: 9.86

Turbidity Meter Model/Serial Number: 024766

RAMBOLL ENVIRON

Whirlpool Ft. Smith Field Equipment Calibration Checklist

Date: 5-5-2016

Calibrated by: MS

Turn on YSI. Note time in DO section Line 1.

Specific Conductance calibration (should take *at least* 1.5 minutes): **Lot #:** 5Q1099 **Exp:** SEPT 2017

1. Pour conductivity standard into calibration cup and immerse sensor.
2. Allow *1 minute* for temperature stabilization.
3. Press "calibrate" after *30 seconds* of no significant change in specific conductance. Note below.
4. Discard used calibration standard, and rinse calibration cup and probes with DI water.

ORP calibration (should take *at least* 1.5 minutes): **Lot #:** 8832 **Exp:** 04/2020

1. Pour ORP (Zobell) standard into calibration cup and immerse sensor.
2. Allow *1 minute* for temperature stabilization.
3. Press "calibrate" after *30 seconds* of no significant change in ORP. Note below.
4. Discard used calibration standard, and rinse calibration cup and probes with DI water.

3-Point pH calibration (should take *at least* 4.5 minutes):

1. Pour pH 7.0 standard into the calibration cup and immerse pH sensor. **Lot #** 5AA012 **Exp:** JAN 2017
2. Allow *1 minute* for temperature stabilization.
3. Press "calibrate" after *30 seconds* of no significant change in pH. Note below.
4. Discard used calibration standard, and rinse calibration cup and probes with DI water.

5. Pour pH 4.0 standard into the calibration cup and immerse pH sensor. **Lot #** 5AA263 **Exp:** JAN 2017
6. Allow *1 minute* for temperature stabilization.
7. Press "calibrate" after *30 seconds* of no significant change in pH. Note standard below.
8. Discard used calibration standard, and rinse calibration cup and probes with DI water.

9. Pour pH 10.0 standard into the calibration cup and immerse pH sensor. **Lot #** 5AA012 **Exp:** JAN 2017
10. Allow *1 minute* for temperature stabilization.
11. Press "calibrate" after *30 seconds* of no significant change in pH. Note below
12. Discard used calibration standard, and rinse calibration cup and probes with DI water.

Dissolved Oxygen (% DO) calibration (should take *at least* 10 minutes):

1. Ensure unit has been on for at least 10 minutes: Initial time: 0633 + 10min = 0643
2. Enter the local barometric pressure.
   (Note: to convert from inches (common on a weather app or forecast) to mmHg, multiply by 25.4, then to correct to Ft. Smith's altitude, subtract 15.169 mmHg.)
   30.04 in. x 25.4 = 763.016 mmHg - 15.169 = 747.847 mmHg
3. Place ~3mm of DI water in the bottom of the calibration cup.
4. Lightly screw on the calibration cup (only 1 or 2 threads!)
5. Allow *10 minutes* for the air in the cup to become water-saturated and temp to stabilize.
6. Press "calibrate" after *30 seconds* of no significant change in DO. Note below.
7. Discard used DI water, and rinse calibration cup and probes with DI water.

Turbidity calibration:

1. Select "measure" on the main menu, then "Turbidity – With Blank"
2. Scan a sample using the 0.0 NTU Blank solution. "Scan Blank"
3. Scan a sample using the 10 NTU standard. "Scan Sample"
4. Select "Calibrate," then use the arrow buttons to adjust the value to the standard (10.0 NTU).

Field Notebook calibration entry:
YSI – Serial Number: 031454

1. Specific Conductance: 1413
2. ORP: 240
3. pH:
   - Point 1: 7.0
   - Point 2: 4.0
   - Point 3: 10.02
4. DO: 98.4 %

Turbidity Meter Model/Serial Number: 018829

RAMBOLL ENVIRON

Whirlpool Ft. Smith Field Equipment Calibration Checklist

Date: 5/5/16

Calibrated by: H. Butterfield

Turn on YSI. Note time in DO section Line 1.

Specific Conductance calibration (should take *at least* 1.5 minutes): **Lot #:** 5AG892 **Exp:** July/16

1. Pour conductivity standard into calibration cup and immerse sensor.
2. Allow *1 minute* for temperature stabilization.
3. Press "calibrate" after *30 seconds* of no significant change in specific conductance. Note below.
4. Discard used calibration standard, and rinse calibration cup and probes with DI water.

ORP calibration (should take *at least* 1.5 minutes): **Lot #:** 8832 **Exp:** 04/2020

1. Pour ORP (Zobell) standard into calibration cup and immerse sensor.
2. Allow *1 minute* for temperature stabilization.
3. Press "calibrate" after *30 seconds* of no significant change in ORP. Note below.
4. Discard used calibration standard, and rinse calibration cup and probes with DI water.

3-Point pH calibration (should take *at least* 4.5 minutes):

1. Pour pH 7.0 standard into the calibration cup and immerse pH sensor. **Lot #** 5AC488 **Exp:** 3/31/17
2. Allow *1 minute* for temperature stabilization.
3. Press "calibrate" after *30 seconds* of no significant change in pH. Note below.
4. Discard used calibration standard, and rinse calibration cup and probes with DI water.
5. Pour pH 4.0 standard into the calibration cup and immerse pH sensor. **Lot #** 5AC304 **Exp:** Mar/17
6. Allow *1 minute* for temperature stabilization.
7. Press "calibrate" after *30 seconds* of no significant change in pH. Note standard below.
8. Discard used calibration standard, and rinse calibration cup and probes with DI water.
9. Pour pH 10.0 standard into the calibration cup and immerse pH sensor. **Lot #** 5AA164 **Exp:** Jan/17
10. Allow *1 minute* for temperature stabilization.
11. Press "calibrate" after *30 seconds* of no significant change in pH. Note below
12. Discard used calibration standard, and rinse calibration cup and probes with DI water.

Dissolved Oxygen (% DO) calibration (should take *at least* 10 minutes):

1. Ensure unit has been on for at least 10 minutes: Initial time: 0706 + 10min = 0716
2. Enter the local barometric pressure.
   (Note: to convert from inches (common on a weather app or forecast) to mmHg, multiply by 25.4, then to correct to Ft. Smith's altitude, subtract 15.169 mmHg.)
   30.01 in. x 25.4 = 762.254 mmHg - 15.169 = 747.085 mmHg
3. Place ~3mm of DI water in the bottom of the calibration cup.
4. Lightly screw on the calibration cup (only 1 or 2 threads!)
5. Allow *10 minutes* for the air in the cup to become water-saturated and temp to stabilize.
6. Press "calibrate" after *30 seconds* of no significant change in DO. Note below.
7. Discard used DI water, and rinse calibration cup and probes with DI water.

Turbidity calibration:

1. Select "measure" on the main menu, then "Turbidity – With Blank"
2. Scan a sample using the 0.0 NTU Blank solution. "Scan Blank"
3. Scan a sample using the 10 NTU standard. "Scan Sample"
4. Select "Calibrate," then use the arrow buttons to adjust the value to the standard (10.0 NTU).

Field Notebook calibration entry:

YSI – Serial Number: 11K100340

1. Specific Conductance: 1,413 $\mu S/cm^3$
2. ORP: 240.0
3. pH:
   - Point 1: 7.00
   - Point 2: 4.01
   - Point 3: 10.02
4. DO: 98.2%

Turbidity Meter Model/Serial Number: 2020 wl / 3673-3813

RAMBOLL ENVIRON

Whirlpool Ft. Smith Field Equipment Calibration Checklist

Date: 5/5/16

Calibrated by: Mike Chomin

Turn on YSI. Note time in DO section Line 1.

Specific Conductance calibration (should take *at least* 1.5 minutes): **Lot #:** 66C013 **Exp:** 3/31/17

1. Pour conductivity standard into calibration cup and immerse sensor.
2. Allow *1 minute* for temperature stabilization.
3. Press "calibrate" after *30 seconds* of no significant change in specific conductance. Note below.
4. Discard used calibration standard, and rinse calibration cup and probes with DI water.

ORP calibration (should take *at least* 1.5 minutes): **Lot #:** 9099 **Exp:** 7/31/2020

1. Pour ORP (Zobell) standard into calibration cup and immerse sensor.
2. Allow *1 minute* for temperature stabilization.
3. Press "calibrate" after *30 seconds* of no significant change in ORP. Note below.
4. Discard used calibration standard, and rinse calibration cup and probes with DI water.

3-Point pH calibration (should take *at least* 4.5 minutes):

1. Pour pH 7.0 standard into the calibration cup and immerse pH sensor. **Lot #** 6GA544 **Exp:** 1/31/18
2. Allow *1 minute* for temperature stabilization.
3. Press "calibrate" after *30 seconds* of no significant change in pH. Note below.
4. Discard used calibration standard, and rinse calibration cup and probes with DI water.
5. Pour pH 4.0 standard into the calibration cup and immerse pH sensor. **Lot #** 6GA048 **Exp:** 1/31/18
6. Allow *1 minute* for temperature stabilization.
7. Press "calibrate" after *30 seconds* of no significant change in pH. Note standard below.
8. Discard used calibration standard, and rinse calibration cup and probes with DI water.
9. Pour pH 10.0 standard into the calibration cup and immerse pH sensor. **Lot #** 6GB188 **Exp:** 2/28/18
10. Allow *1 minute* for temperature stabilization.
11. Press "calibrate" after *30 seconds* of no significant change in pH. Note below
12. Discard used calibration standard, and rinse calibration cup and probes with DI water.

Dissolved Oxygen (% DO) calibration (should take *at least* 10 minutes):

1. Ensure unit has been on for at least 10 minutes: Initial time: 0608 + 10min = 0618
2. Enter the local barometric pressure.
   (Note: to convert from inches (common on a weather app or forecast) to mmHg, multiply by 25.4, then to correct to Ft. Smith's altitude, subtract 15.169 mmHg.)
   30.04 in. x 25.4 = 763.016 mmHg - 15.169 = 747.847 mmHg
3. Place ~3mm of DI water in the bottom of the calibration cup.
4. Lightly screw on the calibration cup (only 1 or 2 threads!)
5. Allow *10 minutes* for the air in the cup to become water-saturated and temp to stabilize.
6. Press "calibrate" after *30 seconds* of no significant change in DO. Note below.
7. Discard used DI water, and rinse calibration cup and probes with DI water.

Turbidity calibration:

1. Select "measure" on the main menu, then "Turbidity – With Blank"
2. Scan a sample using the 0.0 NTU Blank solution. "Scan Blank"
3. Scan a sample using the 10 NTU standard. "Scan Sample"
4. Select "Calibrate," then use the arrow buttons to adjust the value to the standard (10.0 NTU).

Field Notebook calibration entry:

YSI – Serial Number: 14F100295

1. Specific Conductance: 1438/1413
2. ORP: 238.4/240.0
3. pH:
   - Point 1: 7.35/7.00
   - Point 2: 3.91/4.00
   - Point 3: 9.95/10.00
4. DO: 92.9/98.4

Turbidity Meter Model/Serial Number: LaMotte 2020we/1865

Whirlpool Ft. Smith Field Equipment Calibration Checklist

Date: 5/5/2016

Calibrated by: Lucy Cross

Turn on YSI. Note time in DO section Line 1.

Specific Conductance calibration (should take *at least* 1.5 minutes): **Lot #:** 561099 **Exp:** Sept 2017

1. Pour conductivity standard into calibration cup and immerse sensor.
2. Allow *1 minute* for temperature stabilization.
3. Press "calibrate" after *30 seconds* of no significant change in specific conductance. Note below.
4. Discard used calibration standard, and rinse calibration cup and probes with DI water.

ORP calibration (should take *at least* 1.5 minutes): **Lot #:** 8154 **Exp:** 10/31/19

1. Pour ORP (Zobell) standard into calibration cup and immerse sensor.
2. Allow *1 minute* for temperature stabilization.
3. Press "calibrate" after *30 seconds* of no significant change in ORP. Note below.
4. Discard used calibration standard, and rinse calibration cup and probes with DI water.

3-Point pH calibration (should take *at least* 4.5 minutes):

1. Pour pH 7.0 standard into the calibration cup and immerse pH sensor. **Lot #** 5AA012 **Exp:** Jan 2017
2. Allow *1 minute* for temperature stabilization.
3. Press "calibrate" after *30 seconds* of no significant change in pH. Note below.
4. Discard used calibration standard, and rinse calibration cup and probes with DI water.
5. Pour pH 4.0 standard into the calibration cup and immerse pH sensor. **Lot #** 6GA048 **Exp:** 01/31/2018
6. Allow *1 minute* for temperature stabilization.
7. Press "calibrate" after *30 seconds* of no significant change in pH. Note standard below.
8. Discard used calibration standard, and rinse calibration cup and probes with DI water.
9. Pour pH 10.0 standard into the calibration cup and immerse pH sensor. **Lot #** 5AA012 **Exp:** Jan 2017
10. Allow *1 minute* for temperature stabilization.
11. Press "calibrate" after *30 seconds* of no significant change in pH. Note below
12. Discard used calibration standard, and rinse calibration cup and probes with DI water.

Dissolved Oxygen (% DO) calibration (should take *at least* 10 minutes):

1. Ensure unit has been on for at least 10 minutes: Initial time: 0951 + 10min = 1001
2. Enter the local barometric pressure.
   (Note: to convert from inches (common on a weather app or forecast) to mmHg, multiply by 25.4, then to correct to Ft. Smith's altitude, subtract 15.169 mmHg.)
   30.09 in. x 25.4 = 764.286mmHg - 15.169 = 749.117 mmHg
3. Place ~3mm of DI water in the bottom of the calibration cup.
4. Lightly screw on the calibration cup (only 1 or 2 threads!)
5. Allow *10 minutes* for the air in the cup to become water-saturated and temp to stabilize.
6. Press "calibrate" after *30 seconds* of no significant change in DO. Note below.
7. Discard used DI water, and rinse calibration cup and probes with DI water.

Turbidity calibration:

1. Select "measure" on the main menu, then "Turbidity – With Blank"
2. Scan a sample using the 0.0 NTU Blank solution. "Scan Blank"
3. Scan a sample using the 10 NTU standard. "Scan Sample"
4. Select "Calibrate," then use the arrow buttons to adjust the value to the standard (10.0 NTU).

Field Notebook calibration entry:

YSI – Serial Number:

1. Specific Conductance: 1.413 mS/cm
2. ORP: 240.0
3. pH:
   - Point 1: 7.00
   - Point 2: 4.00
   - Point 3: 10.01
4. DO: 98.8

Turbidity Meter Model/Serial Number: 2020wi / 2213-2112

Appendix B

Laboratory Analytical Data

Pace Analytical Services, Inc.
9608 Loiret Blvd.
Lenexa, KS 66219
(913)599-5665

June 14, 2016

Wendy Stonestreet
Ramboll Environ
7500 College Blvd Ste 925
Overland Park, KS 66210

RE: Project: FORT SMITH, AR
Pace Project No.: 60217246

Dear Wendy Stonestreet:
Enclosed are the analytical results for sample(s) received by the laboratory on April 19, 2016. The results relate only to the samples included in this report. Results reported herein conform to the most current TNI standards and the laboratory's Quality Assurance Manual, where applicable, unless otherwise noted in the body of the report.

Revised Report Rev_1

If you have any questions concerning this report, please feel free to contact me.

Sincerely,

Colleen Clyne
colleen.clyne@pacelabs.com
Project Manager

Enclosures

cc: Tamara Gleason, Ramboll Environ

This report shall not be reproduced, except in full,
without the written consent of Pace Analytical Services, Inc..

Pace Analytical Services, Inc.
9608 Loiret Blvd.
Lenexa, KS 66219
(913)599-5665

CERTIFICATIONS

Project: FORT SMITH, AR
Pace Project No.: 60217246

Kansas Certification IDs

9608 Loiret Boulevard, Lenexa, KS 66219
WY STR Certification #: 2456.01
Arkansas Certification #: 15-016-0
Illinois Certification #: 003097
Iowa Certification #: 118
Kansas/NELAP Certification #: E-10116
Louisiana Certification #: 03055
Nevada Certification #: KS000212008A
Oklahoma Certification #: 9205/9935
Texas Certification #: T104704407
Utah Certification #: KS00021
Kansas Field Laboratory Accreditation: # E-92587

Dallas Certification IDs:

400 West Bethany Dr Suite 190, Allen, TX 75013
EPA# TX00074
Florida Certification #: E871118
Texas Certification #: T104704232
Kansas Certification #: E-10388
Arkansas Certification #: 88-0647
Oklahoma Certification #: TX00074
Louisiana Certification #: 30686
Iowa Certification #: 408
Florida Certification #: E871118
Nevada Certification #: TX00074

This report shall not be reproduced, except in full,
without the written consent of Pace Analytical Services, Inc..

Pace Analytical Services, Inc.
9608 Loiret Blvd.
Lenexa, KS 66219
(913)599-5665

SAMPLE SUMMARY

Project: FORT SMITH, AR
Pace Project No.: 60217246

Lab ID	Sample ID	Matrix	Date Collected	Date Received
60217246001	**MW-31R-201604**	Water	04/18/16 15:27	04/19/16 08:30
60217246002	**MW-32R-201604**	Water	04/18/16 14:45	04/19/16 08:30
60217246003	**MW-33R-201604**	Water	04/18/16 16:25	04/19/16 08:30
60217246004	**TB-01-201604**	Water	04/18/16 08:00	04/19/16 08:30

REPORT OF LABORATORY ANALYSIS

This report shall not be reproduced, except in full,
without the written consent of Pace Analytical Services, Inc..

Pace Analytical Services, Inc.
9608 Loiret Blvd.
Lenexa, KS 66219
(913)599-5665

SAMPLE ANALYTE COUNT

Project: FORT SMITH, AR
Pace Project No.: 60217246

Lab ID	Sample ID	Method	Analysts	Analytes Reported	Laboratory
60217246001	**MW-31R-201604**	EPA 8015 - Alcohol	MS1	1	PASI-D
		EPA 6010	NDJ	2	PASI-K
		EPA 5030B/8260	PGH	38	PASI-K
		SM 2320B	HMM	3	PASI-K
		SM 3500-Fe B#4	TJG	1	PASI-K
		SM 4500-H+B	TJG	1	PASI-K
		SM 4500-S-2 D	HMM	1	PASI-K
		EPA 300.0	OL	2	PASI-K
		EPA 350.1	RAB	1	PASI-K
		EPA 353.2	CRS	3	PASI-K
		SM 4500-CO2 D	TJG	1	PASI-K
		SM 5310C	JMC1	1	PASI-K
		SM 4500-P E	AR1	1	PASI-D
60217246002	**MW-32R-201604**	EPA 8015 - Alcohol	MS1	1	PASI-D
		EPA 6010	NDJ	2	PASI-K
		EPA 5030B/8260	PGH	38	PASI-K
		SM 2320B	HMM	3	PASI-K
		SM 3500-Fe B#4	TJG	1	PASI-K
		SM 4500-H+B	TJG	1	PASI-K
		SM 4500-S-2 D	HMM	1	PASI-K
		EPA 300.0	OL	2	PASI-K
		EPA 350.1	RAB	1	PASI-K
		EPA 353.2	CRS	3	PASI-K
		SM 4500-CO2 D	TJG	1	PASI-K
		SM 5310C	JMC1	1	PASI-K
		SM 4500-P E	AR1	1	PASI-D
60217246003	**MW-33R-201604**	EPA 8015 - Alcohol	MS1	1	PASI-D
		EPA 6010	NDJ	2	PASI-K
		EPA 5030B/8260	PGH	38	PASI-K
		SM 2320B	HMM	3	PASI-K
		SM 3500-Fe B#4	TJG	1	PASI-K
		SM 4500-H+B	TJG	1	PASI-K
		SM 4500-S-2 D	HMM	1	PASI-K
		EPA 300.0	OL	2	PASI-K
		EPA 350.1	RAB	1	PASI-K
		EPA 353.2	CRS	3	PASI-K
		SM 4500-CO2 D	TJG	1	PASI-K

This report shall not be reproduced, except in full,
without the written consent of Pace Analytical Services, Inc..

Pace Analytical Services, Inc.
9608 Loiret Blvd.
Lenexa, KS 66219
(913)599-5665

SAMPLE ANALYTE COUNT

Project: FORT SMITH, AR
Pace Project No.: 60217246

Lab ID	Sample ID	Method	Analysts	Analytes Reported	Laboratory
		SM 5310C	JMC1	1	PASI-K
		SM 4500-P E	AR1	1	PASI-D
60217246004	**TB-01-201604**	EPA 5030B/8260	PGH	38	PASI-K

This report shall not be reproduced, except in full,
without the written consent of Pace Analytical Services, Inc..

Pace Analytical Services, Inc.
9608 Loiret Blvd.
Lenexa, KS 66219
(913)599-5665

PROJECT NARRATIVE

Project: FORT SMITH, AR
Pace Project No.: 60217246

Method: **EPA 8015 - Alcohol**
Description: Alcohol by Direct Inject GCFID
Client: Ramboll Environ_AR
Date: June 14, 2016

General Information:
3 samples were analyzed for EPA 8015 - Alcohol. All samples were received in acceptable condition with any exceptions noted below or on the chain-of custody and/or the sample condition upon receipt form (SCUR) attached at the end of this report.

Hold Time:
The samples were analyzed within the method required hold times with any exceptions noted below.

Initial Calibrations (including MS Tune as applicable):
All criteria were within method requirements with any exceptions noted below.

Continuing Calibration:
All criteria were within method requirements with any exceptions noted below.

Surrogates:
All surrogates were within QC limits with any exceptions noted below.

Method Blank:
All analytes were below the report limit in the method blank, where applicable, with any exceptions noted below.

Laboratory Control Spike:
All laboratory control spike compounds were within QC limits with any exceptions noted below.

Matrix Spikes:
All percent recoveries and relative percent differences (RPDs) were within acceptance criteria with any exceptions noted below.

Additional Comments:

This report shall not be reproduced, except in full,
without the written consent of Pace Analytical Services, Inc..

Pace Analytical Services, Inc.
9608 Loiret Blvd.
Lenexa, KS 66219
(913)599-5665

PROJECT NARRATIVE

Project: FORT SMITH, AR
Pace Project No.: 60217246

Method: **EPA 6010**
Description: 6010 MET ICP
Client: Ramboll Environ_AR
Date: June 14, 2016

General Information:
3 samples were analyzed for EPA 6010. All samples were received in acceptable condition with any exceptions noted below or on the chain-of custody and/or the sample condition upon receipt form (SCUR) attached at the end of this report.

Hold Time:
The samples were analyzed within the method required hold times with any exceptions noted below.

Sample Preparation:
The samples were prepared in accordance with EPA 3010 with any exceptions noted below.

Initial Calibrations (including MS Tune as applicable):
All criteria were within method requirements with any exceptions noted below.

Continuing Calibration:
All criteria were within method requirements with any exceptions noted below.

Method Blank:
All analytes were below the report limit in the method blank, where applicable, with any exceptions noted below.

Laboratory Control Spike:
All laboratory control spike compounds were within QC limits with any exceptions noted below.

Matrix Spikes:
All percent recoveries and relative percent differences (RPDs) were within acceptance criteria with any exceptions noted below.

Additional Comments:

This report shall not be reproduced, except in full,
without the written consent of Pace Analytical Services, Inc..

Pace Analytical Services, Inc.
9608 Loiret Blvd.
Lenexa, KS 66219
(913)599-5665

PROJECT NARRATIVE

Project: FORT SMITH, AR
Pace Project No.: 60217246

Method: **EPA 5030B/8260**
Description: 8260 MSV
Client: Ramboll Environ_AR
Date: June 14, 2016

General Information:
4 samples were analyzed for EPA 5030B/8260. All samples were received in acceptable condition with any exceptions noted below or on the chain-of custody and/or the sample condition upon receipt form (SCUR) attached at the end of this report.

Hold Time:
The samples were analyzed within the method required hold times with any exceptions noted below.

Initial Calibrations (including MS Tune as applicable):
All criteria were within method requirements with any exceptions noted below.

Continuing Calibration:
All criteria were within method requirements with any exceptions noted below.

Internal Standards:
All internal standards were within QC limits with any exceptions noted below.

Surrogates:
All surrogates were within QC limits with any exceptions noted below.

Method Blank:
All analytes were below the report limit in the method blank, where applicable, with any exceptions noted below.

QC Batch: MSV/75403

B: Analyte was detected in the associated method blank.
- BLANK for HBN 427912 [MSV/7540 (Lab ID: 1747343)
  - cis-1,2-Dichloroethene

Laboratory Control Spike:
All laboratory control spike compounds were within QC limits with any exceptions noted below.

Matrix Spikes:
All percent recoveries and relative percent differences (RPDs) were within acceptance criteria with any exceptions noted below.

QC Batch: MSV/75403

A matrix spike/matrix spike duplicate was not performed due to insufficient sample volume.

Additional Comments:

This report shall not be reproduced, except in full,
without the written consent of Pace Analytical Services, Inc..

Pace Analytical Services, Inc.
9608 Loiret Blvd.
Lenexa, KS 66219
(913)599-5665

PROJECT NARRATIVE

Project: FORT SMITH, AR
Pace Project No.: 60217246

Method: **SM 2320B**
Description: 2320B Alkalinity
Client: Ramboll Environ_AR
Date: June 14, 2016

General Information:
3 samples were analyzed for SM 2320B. All samples were received in acceptable condition with any exceptions noted below or on the chain-of custody and/or the sample condition upon receipt form (SCUR) attached at the end of this report.

Hold Time:
The samples were analyzed within the method required hold times with any exceptions noted below.

Method Blank:
All analytes were below the report limit in the method blank, where applicable, with any exceptions noted below.

Laboratory Control Spike:
All laboratory control spike compounds were within QC limits with any exceptions noted below.

Matrix Spikes:
All percent recoveries and relative percent differences (RPDs) were within acceptance criteria with any exceptions noted below.

Duplicate Sample:
All duplicate sample results were within method acceptance criteria with any exceptions noted below.

Additional Comments:

This report shall not be reproduced, except in full,
without the written consent of Pace Analytical Services, Inc..

Pace Analytical Services, Inc.
9608 Loiret Blvd.
Lenexa, KS 66219
(913)599-5665

PROJECT NARRATIVE

Project: FORT SMITH, AR
Pace Project No.: 60217246

Method: **SM 3500-Fe B#4**
Description: Iron, Ferric (Calculation)
Client: Ramboll Environ_AR
Date: June 14, 2016

General Information:
3 samples were analyzed for SM 3500-Fe B#4. All samples were received in acceptable condition with any exceptions noted below or on the chain-of custody and/or the sample condition upon receipt form (SCUR) attached at the end of this report.

Hold Time:
The samples were analyzed within the method required hold times with any exceptions noted below.

Method Blank:
All analytes were below the report limit in the method blank, where applicable, with any exceptions noted below.

Laboratory Control Spike:
All laboratory control spike compounds were within QC limits with any exceptions noted below.

Matrix Spikes:
All percent recoveries and relative percent differences (RPDs) were within acceptance criteria with any exceptions noted below.

Additional Comments:

Batch Comments:

Ferrous Fe performed in the field
- QC Batch: WET / 61805

This report shall not be reproduced, except in full,
without the written consent of Pace Analytical Services, Inc..

Pace Analytical Services, Inc.
9608 Loiret Blvd.
Lenexa, KS 66219
(913)599-5665

PROJECT NARRATIVE

Project: FORT SMITH, AR
Pace Project No.: 60217246

Method: **SM 4500-H+B**
Description: 4500H+ pH, Electrometric
Client: Ramboll Environ_AR
Date: June 14, 2016

General Information:
3 samples were analyzed for SM 4500-H+B. All samples were received in acceptable condition with any exceptions noted below or on the chain-of custody and/or the sample condition upon receipt form (SCUR) attached at the end of this report.

Hold Time:
The samples were analyzed within the method required hold times with any exceptions noted below.

H6: Analysis initiated outside of the 15 minute EPA required holding time.
- MW-31R-201604 (Lab ID: 60217246001)
- MW-32R-201604 (Lab ID: 60217246002)
- MW-33R-201604 (Lab ID: 60217246003)

Method Blank:
All analytes were below the report limit in the method blank, where applicable, with any exceptions noted below.

Laboratory Control Spike:
All laboratory control spike compounds were within QC limits with any exceptions noted below.

Matrix Spikes:
All percent recoveries and relative percent differences (RPDs) were within acceptance criteria with any exceptions noted below.

Additional Comments:

Batch Comments:

Field pH
- QC Batch: WET / 61809

This report shall not be reproduced, except in full,
without the written consent of Pace Analytical Services, Inc..

Pace Analytical Services, Inc.
9608 Loiret Blvd.
Lenexa, KS 66219
(913)599-5665

PROJECT NARRATIVE

Project: FORT SMITH, AR
Pace Project No.: 60217246

Method: **SM 4500-S-2 D**
Description: 4500S2D Sulfide, Total
Client: Ramboll Environ_AR
Date: June 14, 2016

General Information:
3 samples were analyzed for SM 4500-S-2 D. All samples were received in acceptable condition with any exceptions noted below or on the chain-of custody and/or the sample condition upon receipt form (SCUR) attached at the end of this report.

Hold Time:
The samples were analyzed within the method required hold times with any exceptions noted below.

Method Blank:
All analytes were below the report limit in the method blank, where applicable, with any exceptions noted below.

Laboratory Control Spike:
All laboratory control spike compounds were within QC limits with any exceptions noted below.

Matrix Spikes:
All percent recoveries and relative percent differences (RPDs) were within acceptance criteria with any exceptions noted below.

QC Batch: WET/61361

A matrix spike and/or matrix spike duplicate (MS/MSD) were performed on the following sample(s): 60217139012

M1: Matrix spike recovery exceeded QC limits. Batch accepted based on laboratory control sample (LCS) recovery.

- MS (Lab ID: 1745458)
  - Sulfide, Total
- MSD (Lab ID: 1745459)
  - Sulfide, Total

Duplicate Sample:
All duplicate sample results were within method acceptance criteria with any exceptions noted below.

Additional Comments:

This report shall not be reproduced, except in full,
without the written consent of Pace Analytical Services, Inc..

Pace Analytical Services, Inc.
9608 Loiret Blvd.
Lenexa, KS 66219
(913)599-5665

PROJECT NARRATIVE

Project: FORT SMITH, AR
Pace Project No.: 60217246

Method: **EPA 300.0**
Description: 300.0 IC Anions 28 Days
Client: Ramboll Environ_AR
Date: June 14, 2016

General Information:
3 samples were analyzed for EPA 300.0. All samples were received in acceptable condition with any exceptions noted below or on the chain-of custody and/or the sample condition upon receipt form (SCUR) attached at the end of this report.

Hold Time:
The samples were analyzed within the method required hold times with any exceptions noted below.

Initial Calibrations (including MS Tune as applicable):
All criteria were within method requirements with any exceptions noted below.

Continuing Calibration:
All criteria were within method requirements with any exceptions noted below.

Method Blank:
All analytes were below the report limit in the method blank, where applicable, with any exceptions noted below.

Laboratory Control Spike:
All laboratory control spike compounds were within QC limits with any exceptions noted below.

Matrix Spikes:
All percent recoveries and relative percent differences (RPDs) were within acceptance criteria with any exceptions noted below.

Additional Comments:

This report shall not be reproduced, except in full,
without the written consent of Pace Analytical Services, Inc..

Pace Analytical Services, Inc.
9608 Loiret Blvd.
Lenexa, KS 66219
(913)599-5665

PROJECT NARRATIVE

Project: FORT SMITH, AR
Pace Project No.: 60217246

Method: **EPA 350.1**
Description: 350.1 Ammonia
Client: Ramboll Environ_AR
Date: June 14, 2016

General Information:
3 samples were analyzed for EPA 350.1. All samples were received in acceptable condition with any exceptions noted below or on the chain-of custody and/or the sample condition upon receipt form (SCUR) attached at the end of this report.

Hold Time:
The samples were analyzed within the method required hold times with any exceptions noted below.

Initial Calibrations (including MS Tune as applicable):
All criteria were within method requirements with any exceptions noted below.

Continuing Calibration:
All criteria were within method requirements with any exceptions noted below.

Method Blank:
All analytes were below the report limit in the method blank, where applicable, with any exceptions noted below.

Laboratory Control Spike:
All laboratory control spike compounds were within QC limits with any exceptions noted below.

Matrix Spikes:
All percent recoveries and relative percent differences (RPDs) were within acceptance criteria with any exceptions noted below.

Duplicate Sample:
All duplicate sample results were within method acceptance criteria with any exceptions noted below.

Additional Comments:

This report shall not be reproduced, except in full,
without the written consent of Pace Analytical Services, Inc..

Pace Analytical Services, Inc.
9608 Loiret Blvd.
Lenexa, KS 66219
(913)599-5665

PROJECT NARRATIVE

Project: FORT SMITH, AR
Pace Project No.: 60217246

Method: **EPA 353.2**
Description: 353.2 Nitrogen, NO2/NO3 unpres
Client: Ramboll Environ_AR
Date: June 14, 2016

General Information:
3 samples were analyzed for EPA 353.2. All samples were received in acceptable condition with any exceptions noted below or on the chain-of custody and/or the sample condition upon receipt form (SCUR) attached at the end of this report.

Hold Time:
The samples were analyzed within the method required hold times with any exceptions noted below.

Initial Calibrations (including MS Tune as applicable):
All criteria were within method requirements with any exceptions noted below.

Continuing Calibration:
All criteria were within method requirements with any exceptions noted below.

Method Blank:
All analytes were below the report limit in the method blank, where applicable, with any exceptions noted below.

Laboratory Control Spike:
All laboratory control spike compounds were within QC limits with any exceptions noted below.

Matrix Spikes:
All percent recoveries and relative percent differences (RPDs) were within acceptance criteria with any exceptions noted below.

QC Batch: WETA/39095

A matrix spike and/or matrix spike duplicate (MS/MSD) were performed on the following sample(s): 60217313001,60217318002

M1: Matrix spike recovery exceeded QC limits. Batch accepted based on laboratory control sample (LCS) recovery.

- MS (Lab ID: 1744297)
  - Nitrogen, Nitrite
- MS (Lab ID: 1744299)
  - Nitrogen, Nitrite

Duplicate Sample:
All duplicate sample results were within method acceptance criteria with any exceptions noted below.

Additional Comments:

REPORT OF LABORATORY ANALYSIS

This report shall not be reproduced, except in full,
without the written consent of Pace Analytical Services, Inc..

Pace Analytical Services, Inc.
9608 Loiret Blvd.
Lenexa, KS 66219
(913)599-5665

PROJECT NARRATIVE

Project: FORT SMITH, AR
Pace Project No.: 60217246

Method: **SM 4500-CO2 D**
Description: Total Carbon Dioxide Calc
Client: Ramboll Environ_AR
Date: June 14, 2016

General Information:
3 samples were analyzed for SM 4500-CO2 D. All samples were received in acceptable condition with any exceptions noted below or on the chain-of custody and/or the sample condition upon receipt form (SCUR) attached at the end of this report.

Hold Time:
The samples were analyzed within the method required hold times with any exceptions noted below.

Initial Calibrations (including MS Tune as applicable):
All criteria were within method requirements with any exceptions noted below.

Continuing Calibration:
All criteria were within method requirements with any exceptions noted below.

Method Blank:
All analytes were below the report limit in the method blank, where applicable, with any exceptions noted below.

Laboratory Control Spike:
All laboratory control spike compounds were within QC limits with any exceptions noted below.

Matrix Spikes:
All percent recoveries and relative percent differences (RPDs) were within acceptance criteria with any exceptions noted below.

Additional Comments:

This report shall not be reproduced, except in full,
without the written consent of Pace Analytical Services, Inc..

Pace Analytical Services, Inc.
9608 Loiret Blvd.
Lenexa, KS 66219
(913)599-5665

PROJECT NARRATIVE

Project: FORT SMITH, AR
Pace Project No.: 60217246

Method: **SM 5310C**
Description: 5310C TOC
Client: Ramboll Environ_AR
Date: June 14, 2016

General Information:
3 samples were analyzed for SM 5310C. All samples were received in acceptable condition with any exceptions noted below or on the chain-of custody and/or the sample condition upon receipt form (SCUR) attached at the end of this report.

Hold Time:
The samples were analyzed within the method required hold times with any exceptions noted below.

Initial Calibrations (including MS Tune as applicable):
All criteria were within method requirements with any exceptions noted below.

Continuing Calibration:
All criteria were within method requirements with any exceptions noted below.

Method Blank:
All analytes were below the report limit in the method blank, where applicable, with any exceptions noted below.

Laboratory Control Spike:
All laboratory control spike compounds were within QC limits with any exceptions noted below.

Matrix Spikes:
All percent recoveries and relative percent differences (RPDs) were within acceptance criteria with any exceptions noted below.

QC Batch: WETA/39201

A matrix spike and/or matrix spike duplicate (MS/MSD) were performed on the following sample(s): 60217280001

M1: Matrix spike recovery exceeded QC limits. Batch accepted based on laboratory control sample (LCS) recovery.

- MS (Lab ID: 1747905)
  - Total Organic Carbon

Duplicate Sample:
All duplicate sample results were within method acceptance criteria with any exceptions noted below.

Additional Comments:

This report shall not be reproduced, except in full,
without the written consent of Pace Analytical Services, Inc..

Pace Analytical Services, Inc.
9608 Loiret Blvd.
Lenexa, KS 66219
(913)599-5665

PROJECT NARRATIVE

Project: FORT SMITH, AR
Pace Project No.: 60217246

Method: **SM 4500-P E**
Description: SM4500P-E, Total Phosphorus
Client: Ramboll Environ_AR
Date: June 14, 2016

General Information:
3 samples were analyzed for SM 4500-P E. All samples were received in acceptable condition with any exceptions noted below or on the chain-of custody and/or the sample condition upon receipt form (SCUR) attached at the end of this report.

Hold Time:
The samples were analyzed within the method required hold times with any exceptions noted below.

Sample Preparation:
The samples were prepared in accordance with SM4500-P B with any exceptions noted below.

Initial Calibrations (including MS Tune as applicable):
All criteria were within method requirements with any exceptions noted below.

Continuing Calibration:
All criteria were within method requirements with any exceptions noted below.

Method Blank:
All analytes were below the report limit in the method blank, where applicable, with any exceptions noted below.

Laboratory Control Spike:
All laboratory control spike compounds were within QC limits with any exceptions noted below.

Matrix Spikes:
All percent recoveries and relative percent differences (RPDs) were within acceptance criteria with any exceptions noted below.

Additional Comments:

This data package has been reviewed for quality and completeness and is approved for release.

This report shall not be reproduced, except in full,
without the written consent of Pace Analytical Services, Inc..

Pace Analytical Services, Inc.
9608 Loiret Blvd.
Lenexa, KS 66219
(913)599-5665

ANALYTICAL RESULTS

Project: FORT SMITH, AR
Pace Project No.: 60217246

Sample: MW-31R-201604 **Lab ID: 60217246001** Collected: 04/18/16 15:27 Received: 04/19/16 08:30 Matrix: Water

Parameters	Results	Units	Report Limit	MDL	DF	Prepared	Analyzed	CAS No.	Qual
Alcohol by Direct Inject GCFID	Analytical Method: EPA 8015 - Alcohol								
2-Chloroethanol	ND	ug/L	10000	1980	1		04/26/16 13:28	107-07-3	
6010 MET ICP	Analytical Method: EPA 6010 Preparation Method: EPA 3010								
Iron	**376**	ug/L	50.0	8.8	1	04/20/16 11:00	04/20/16 16:39	7439-89-6	
Manganese	**626**	ug/L	5.0	0.25	1	04/20/16 11:00	04/20/16 16:39	7439-96-5	
8260 MSV	Analytical Method: EPA 5030B/8260								
Acetone	ND	ug/L	10.0	1.9	1		04/26/16 13:29	67-64-1	
Benzene	ND	ug/L	1.0	0.060	1		04/26/16 13:29	71-43-2	
Bromodichloromethane	ND	ug/L	1.0	0.19	1		04/26/16 13:29	75-27-4	
Bromoform	ND	ug/L	1.0	0.070	1		04/26/16 13:29	75-25-2	
Bromomethane	ND	ug/L	5.0	0.16	1		04/26/16 13:29	74-83-9	
2-Butanone (MEK)	ND	ug/L	10.0	0.59	1		04/26/16 13:29	78-93-3	
Carbon disulfide	ND	ug/L	5.0	0.12	1		04/26/16 13:29	75-15-0	
Carbon tetrachloride	ND	ug/L	1.0	0.18	1		04/26/16 13:29	56-23-5	
Chlorobenzene	ND	ug/L	1.0	0.21	1		04/26/16 13:29	108-90-7	
Chloroethane	ND	ug/L	1.0	0.15	1		04/26/16 13:29	75-00-3	
Chloroform	ND	ug/L	1.0	0.14	1		04/26/16 13:29	67-66-3	
Chloromethane	**0.093J**	ug/L	1.0	0.080	1		04/26/16 13:29	74-87-3	
Dibromochloromethane	ND	ug/L	1.0	0.21	1		04/26/16 13:29	124-48-1	
1,1-Dichloroethane	ND	ug/L	1.0	0.050	1		04/26/16 13:29	75-34-3	
1,2-Dichloroethane	ND	ug/L	1.0	0.12	1		04/26/16 13:29	107-06-2	
1,1-Dichloroethene	ND	ug/L	1.0	0.20	1		04/26/16 13:29	75-35-4	
cis-1,2-Dichloroethene	ND	ug/L	1.0	0.080	1		04/26/16 13:29	156-59-2	
trans-1,2-Dichloroethene	ND	ug/L	1.0	0.20	1		04/26/16 13:29	156-60-5	
1,2-Dichloropropane	ND	ug/L	1.0	0.16	1		04/26/16 13:29	78-87-5	
cis-1,3-Dichloropropene	ND	ug/L	1.0	0.14	1		04/26/16 13:29	10061-01-5	
trans-1,3-Dichloropropene	ND	ug/L	1.0	0.12	1		04/26/16 13:29	10061-02-6	
Ethylbenzene	ND	ug/L	1.0	0.18	1		04/26/16 13:29	100-41-4	
2-Hexanone	ND	ug/L	10.0	1.2	1		04/26/16 13:29	591-78-6	
Methylene chloride	ND	ug/L	1.0	0.15	1		04/26/16 13:29	75-09-2	
4-Methyl-2-pentanone (MIBK)	ND	ug/L	10.0	0.42	1		04/26/16 13:29	108-10-1	
Styrene	ND	ug/L	1.0	0.12	1		04/26/16 13:29	100-42-5	
1,1,2,2-Tetrachloroethane	ND	ug/L	1.0	0.15	1		04/26/16 13:29	79-34-5	
Tetrachloroethene	ND	ug/L	1.0	0.10	1		04/26/16 13:29	127-18-4	
Toluene	ND	ug/L	1.0	0.17	1		04/26/16 13:29	108-88-3	
1,1,1-Trichloroethane	ND	ug/L	1.0	0.11	1		04/26/16 13:29	71-55-6	
1,1,2-Trichloroethane	ND	ug/L	1.0	0.20	1		04/26/16 13:29	79-00-5	
Trichloroethene	ND	ug/L	1.0	0.17	1		04/26/16 13:29	79-01-6	
Vinyl chloride	ND	ug/L	1.0	0.13	1		04/26/16 13:29	75-01-4	
Xylene (Total)	ND	ug/L	3.0	0.42	1		04/26/16 13:29	1330-20-7	
Surrogates									
4-Bromofluorobenzene (S)	100	%	77-130		1		04/26/16 13:29	460-00-4	
1,2-Dichloroethane-d4 (S)	95	%	81-127		1		04/26/16 13:29	17060-07-0	
Toluene-d8 (S)	98	%	80-120		1		04/26/16 13:29	2037-26-5	
Preservation pH	**1.0**		0.10	0.10	1		04/26/16 13:29		

REPORT OF LABORATORY ANALYSIS

This report shall not be reproduced, except in full,
without the written consent of Pace Analytical Services, Inc..

Pace Analytical Services, Inc.
9608 Loiret Blvd.
Lenexa, KS 66219
(913)599-5665

ANALYTICAL RESULTS

Project: FORT SMITH, AR
Pace Project No.: 60217246

Sample: MW-31R-201604 **Lab ID: 60217246001** Collected: 04/18/16 15:27 Received: 04/19/16 08:30 Matrix: Water

Parameters	Results	Units	Report Limit	MDL	DF	Prepared	Analyzed	CAS No.	Qual
2320B Alkalinity	Analytical Method: SM 2320B								
Alkalinity,Bicarbonate (CaCO3)	**20.7**	mg/L	20.0	2.0	1		04/26/16 10:49		
Alkalinity, Carbonate (CaCO3)	ND	mg/L	20.0	2.0	1		04/26/16 10:49		
Alkalinity, Total as CaCO3	**20.7**	mg/L	20.0	2.0	1		04/26/16 10:49		
Iron, Ferric (Calculation)	Analytical Method: SM 3500-Fe B#4								
Iron, Ferric	**0.38**	mg/L	0.20		1		05/16/16 00:00	7439-89-6	
4500H+ pH, Electrometric	Analytical Method: SM 4500-H+B								
pH at 25 Degrees C	**5.2**	Std. Units	0.10	0.10	1		04/18/16 17:00		H6
4500S2D Sulfide, Total	Analytical Method: SM 4500-S-2 D								
Sulfide, Total	ND	mg/L	0.050	0.012	1		04/21/16 14:00	18496-25-8	
300.0 IC Anions 28 Days	Analytical Method: EPA 300.0								
Chloride	**121**	mg/L	10.0	5.0	10		04/23/16 17:17	16887-00-6	
Sulfate	**28.5**	mg/L	2.0	0.50	2		04/23/16 17:03	14808-79-8	
350.1 Ammonia	Analytical Method: EPA 350.1								
Nitrogen, Ammonia	ND	mg/L	0.10	0.046	1		04/21/16 15:37	7664-41-7	
353.2 Nitrogen, NO2/NO3 unpres	Analytical Method: EPA 353.2								
Nitrogen, Nitrate	**0.094J**	mg/L	0.10	0.012	1		04/20/16 09:49		
Nitrogen, Nitrite	ND	mg/L	0.10	0.010	1		04/20/16 09:49		
Nitrogen, NO2 plus NO3	**0.094J**	mg/L	0.10	0.012	1		04/20/16 09:49		
Total Carbon Dioxide Calc	Analytical Method: SM 4500-CO2 D								
Carbon Dioxide Calculation	**286**	mg/L	20.0	20.0	1		05/16/16 00:00		
5310C TOC	Analytical Method: SM 5310C								
Total Organic Carbon	**10.2**	mg/L	1.0	0.054	1		04/27/16 18:54	7440-44-0	
SM4500P-E, Total Phosphorus	Analytical Method: SM 4500-P E Preparation Method: SM4500-P B								
Phosphate as P04	**0.066**	mg/L	0.030	0.010	1	04/25/16 08:23	04/26/16 11:23		

REPORT OF LABORATORY ANALYSIS

This report shall not be reproduced, except in full,
without the written consent of Pace Analytical Services, Inc..

Pace Analytical Services, Inc.
9608 Loiret Blvd.
Lenexa, KS 66219
(913)599-5665

ANALYTICAL RESULTS

Project: FORT SMITH, AR
Pace Project No.: 60217246

Sample: MW-32R-201604 **Lab ID: 60217246002** Collected: 04/18/16 14:45 Received: 04/19/16 08:30 Matrix: Water

Parameters	Results	Units	Report Limit	MDL	DF	Prepared	Analyzed	CAS No.	Qual
Alcohol by Direct Inject GCFID	Analytical Method: EPA 8015 - Alcohol								
2-Chloroethanol	ND	ug/L	10000	1980	1		04/26/16 13:39	107-07-3	
6010 MET ICP	Analytical Method: EPA 6010 Preparation Method: EPA 3010								
Iron	**1520**	ug/L	50.0	8.8	1	04/20/16 11:00	04/20/16 16:41	7439-89-6	
Manganese	**1590**	ug/L	5.0	0.25	1	04/20/16 11:00	04/20/16 16:41	7439-96-5	
8260 MSV	Analytical Method: EPA 5030B/8260								
Acetone	**29.6**	ug/L	10.0	1.9	1		04/26/16 13:43	67-64-1	
Benzene	ND	ug/L	1.0	0.060	1		04/26/16 13:43	71-43-2	
Bromodichloromethane	ND	ug/L	1.0	0.19	1		04/26/16 13:43	75-27-4	
Bromoform	**0.40J**	ug/L	1.0	0.070	1		04/26/16 13:43	75-25-2	
Bromomethane	**35.2**	ug/L	5.0	0.16	1		04/26/16 13:43	74-83-9	
2-Butanone (MEK)	ND	ug/L	10.0	0.59	1		04/26/16 13:43	78-93-3	
Carbon disulfide	**0.26J**	ug/L	5.0	0.12	1		04/26/16 13:43	75-15-0	
Carbon tetrachloride	ND	ug/L	1.0	0.18	1		04/26/16 13:43	56-23-5	
Chlorobenzene	ND	ug/L	1.0	0.21	1		04/26/16 13:43	108-90-7	
Chloroethane	**0.49J**	ug/L	1.0	0.15	1		04/26/16 13:43	75-00-3	
Chloroform	ND	ug/L	1.0	0.14	1		04/26/16 13:43	67-66-3	
Chloromethane	**14.9**	ug/L	1.0	0.080	1		04/26/16 13:43	74-87-3	
Dibromochloromethane	ND	ug/L	1.0	0.21	1		04/26/16 13:43	124-48-1	
1,1-Dichloroethane	ND	ug/L	1.0	0.050	1		04/26/16 13:43	75-34-3	
1,2-Dichloroethane	ND	ug/L	1.0	0.12	1		04/26/16 13:43	107-06-2	
1,1-Dichloroethene	**0.46J**	ug/L	1.0	0.20	1		04/26/16 13:43	75-35-4	
cis-1,2-Dichloroethene	**0.30J**	ug/L	1.0	0.080	1		04/26/16 13:43	156-59-2	B
trans-1,2-Dichloroethene	ND	ug/L	1.0	0.20	1		04/26/16 13:43	156-60-5	
1,2-Dichloropropane	ND	ug/L	1.0	0.16	1		04/26/16 13:43	78-87-5	
cis-1,3-Dichloropropene	ND	ug/L	1.0	0.14	1		04/26/16 13:43	10061-01-5	
trans-1,3-Dichloropropene	ND	ug/L	1.0	0.12	1		04/26/16 13:43	10061-02-6	
Ethylbenzene	ND	ug/L	1.0	0.18	1		04/26/16 13:43	100-41-4	
2-Hexanone	ND	ug/L	10.0	1.2	1		04/26/16 13:43	591-78-6	
Methylene chloride	ND	ug/L	1.0	0.15	1		04/26/16 13:43	75-09-2	
4-Methyl-2-pentanone (MIBK)	ND	ug/L	10.0	0.42	1		04/26/16 13:43	108-10-1	
Styrene	ND	ug/L	1.0	0.12	1		04/26/16 13:43	100-42-5	
1,1,2,2-Tetrachloroethane	ND	ug/L	1.0	0.15	1		04/26/16 13:43	79-34-5	
Tetrachloroethene	ND	ug/L	1.0	0.10	1		04/26/16 13:43	127-18-4	
Toluene	ND	ug/L	1.0	0.17	1		04/26/16 13:43	108-88-3	
1,1,1-Trichloroethane	ND	ug/L	1.0	0.11	1		04/26/16 13:43	71-55-6	
1,1,2-Trichloroethane	ND	ug/L	1.0	0.20	1		04/26/16 13:43	79-00-5	
Trichloroethene	**8.8**	ug/L	1.0	0.17	1		04/26/16 13:43	79-01-6	
Vinyl chloride	ND	ug/L	1.0	0.13	1		04/26/16 13:43	75-01-4	
Xylene (Total)	ND	ug/L	3.0	0.42	1		04/26/16 13:43	1330-20-7	
Surrogates									
4-Bromofluorobenzene (S)	99	%	77-130		1		04/26/16 13:43	460-00-4	
1,2-Dichloroethane-d4 (S)	93	%	81-127		1		04/26/16 13:43	17060-07-0	
Toluene-d8 (S)	97	%	80-120		1		04/26/16 13:43	2037-26-5	
Preservation pH	**3.0**		0.10	0.10	1		04/26/16 13:43		

REPORT OF LABORATORY ANALYSIS

This report shall not be reproduced, except in full,
without the written consent of Pace Analytical Services, Inc..

Pace Analytical Services, Inc.
9608 Loiret Blvd.
Lenexa, KS 66219
(913)599-5665

ANALYTICAL RESULTS

Project: FORT SMITH, AR
Pace Project No.: 60217246

Sample: MW-32R-201604 **Lab ID: 60217246002** Collected: 04/18/16 14:45 Received: 04/19/16 08:30 Matrix: Water

Parameters	Results	Units	Report Limit	MDL	DF	Prepared	Analyzed	CAS No.	Qual
2320B Alkalinity	Analytical Method: SM 2320B								
Alkalinity,Bicarbonate (CaCO3)	ND	mg/L	20.0	2.0	1		04/26/16 10:55		
Alkalinity, Carbonate (CaCO3)	ND	mg/L	20.0	2.0	1		04/26/16 10:55		
Alkalinity, Total as CaCO3	ND	mg/L	20.0	2.0	1		04/26/16 10:55		
Iron, Ferric (Calculation)	Analytical Method: SM 3500-Fe B#4								
Iron, Ferric	**1.5**	mg/L	0.20		1		05/16/16 00:00	7439-89-6	
4500H+ pH, Electrometric	Analytical Method: SM 4500-H+B								
pH at 25 Degrees C	**4.8**	Std. Units	0.10	0.10	1		04/18/16 17:00		H6
4500S2D Sulfide, Total	Analytical Method: SM 4500-S-2 D								
Sulfide, Total	ND	mg/L	0.050	0.012	1		04/21/16 14:01	18496-25-8	
300.0 IC Anions 28 Days	Analytical Method: EPA 300.0								
Chloride	**250**	mg/L	20.0	10.0	20		04/23/16 17:31	16887-00-6	
Sulfate	**515**	mg/L	50.0	12.4	50		04/23/16 17:44	14808-79-8	
350.1 Ammonia	Analytical Method: EPA 350.1								
Nitrogen, Ammonia	ND	mg/L	0.10	0.046	1		04/21/16 15:39	7664-41-7	
353.2 Nitrogen, NO2/NO3 unpres	Analytical Method: EPA 353.2								
Nitrogen, Nitrate	**0.33**	mg/L	0.10	0.012	1		04/20/16 09:45		
Nitrogen, Nitrite	ND	mg/L	0.10	0.010	1		04/20/16 09:45		
Nitrogen, NO2 plus NO3	**0.33**	mg/L	0.10	0.012	1		04/20/16 09:45		
Total Carbon Dioxide Calc	Analytical Method: SM 4500-CO2 D								
Carbon Dioxide Calculation	ND	mg/L	20.0	20.0	1		05/16/16 00:00		
5310C TOC	Analytical Method: SM 5310C								
Total Organic Carbon	**14.5**	mg/L	1.0	0.054	1		04/27/16 19:07	7440-44-0	
SM4500P-E, Total Phosphorus	Analytical Method: SM 4500-P E Preparation Method: SM4500-P B								
Phosphate as P04	**0.088**	mg/L	0.030	0.010	1	04/25/16 08:23	04/26/16 11:23		

REPORT OF LABORATORY ANALYSIS

This report shall not be reproduced, except in full,
without the written consent of Pace Analytical Services, Inc..

Pace Analytical Services, Inc.
9608 Loiret Blvd.
Lenexa, KS 66219
(913)599-5665

ANALYTICAL RESULTS

Project: FORT SMITH, AR
Pace Project No.: 60217246

Sample: MW-33R-201604 **Lab ID: 60217246003** Collected: 04/18/16 16:25 Received: 04/19/16 08:30 Matrix: Water

Parameters	Results	Units	Report Limit	MDL	DF	Prepared	Analyzed	CAS No.	Qual
Alcohol by Direct Inject GCFID	Analytical Method: EPA 8015 - Alcohol								
2-Chloroethanol	ND	ug/L	10000	1980	1		04/26/16 13:50	107-07-3	
6010 MET ICP	Analytical Method: EPA 6010 Preparation Method: EPA 3010								
Iron	**1680**	ug/L	50.0	8.8	1	04/20/16 11:00	04/20/16 16:43	7439-89-6	
Manganese	**1550**	ug/L	5.0	0.25	1	04/20/16 11:00	04/20/16 16:43	7439-96-5	
8260 MSV	Analytical Method: EPA 5030B/8260								
Acetone	ND	ug/L	10.0	1.9	1		04/26/16 13:58	67-64-1	
Benzene	ND	ug/L	1.0	0.060	1		04/26/16 13:58	71-43-2	
Bromodichloromethane	ND	ug/L	1.0	0.19	1		04/26/16 13:58	75-27-4	
Bromoform	ND	ug/L	1.0	0.070	1		04/26/16 13:58	75-25-2	
Bromomethane	**0.56J**	ug/L	5.0	0.16	1		04/26/16 13:58	74-83-9	
2-Butanone (MEK)	ND	ug/L	10.0	0.59	1		04/26/16 13:58	78-93-3	
Carbon disulfide	ND	ug/L	5.0	0.12	1		04/26/16 13:58	75-15-0	
Carbon tetrachloride	ND	ug/L	1.0	0.18	1		04/26/16 13:58	56-23-5	
Chlorobenzene	ND	ug/L	1.0	0.21	1		04/26/16 13:58	108-90-7	
Chloroethane	**0.35J**	ug/L	1.0	0.15	1		04/26/16 13:58	75-00-3	
Chloroform	**0.33J**	ug/L	1.0	0.14	1		04/26/16 13:58	67-66-3	
Chloromethane	**0.16J**	ug/L	1.0	0.080	1		04/26/16 13:58	74-87-3	
Dibromochloromethane	ND	ug/L	1.0	0.21	1		04/26/16 13:58	124-48-1	
1,1-Dichloroethane	ND	ug/L	1.0	0.050	1		04/26/16 13:58	75-34-3	
1,2-Dichloroethane	ND	ug/L	1.0	0.12	1		04/26/16 13:58	107-06-2	
1,1-Dichloroethene	**0.63J**	ug/L	1.0	0.20	1		04/26/16 13:58	75-35-4	
cis-1,2-Dichloroethene	**6.7**	ug/L	1.0	0.080	1		04/26/16 13:58	156-59-2	
trans-1,2-Dichloroethene	**0.70J**	ug/L	1.0	0.20	1		04/26/16 13:58	156-60-5	
1,2-Dichloropropane	ND	ug/L	1.0	0.16	1		04/26/16 13:58	78-87-5	
cis-1,3-Dichloropropene	ND	ug/L	1.0	0.14	1		04/26/16 13:58	10061-01-5	
trans-1,3-Dichloropropene	ND	ug/L	1.0	0.12	1		04/26/16 13:58	10061-02-6	
Ethylbenzene	ND	ug/L	1.0	0.18	1		04/26/16 13:58	100-41-4	
2-Hexanone	ND	ug/L	10.0	1.2	1		04/26/16 13:58	591-78-6	
Methylene chloride	ND	ug/L	1.0	0.15	1		04/26/16 13:58	75-09-2	
4-Methyl-2-pentanone (MIBK)	ND	ug/L	10.0	0.42	1		04/26/16 13:58	108-10-1	
Styrene	ND	ug/L	1.0	0.12	1		04/26/16 13:58	100-42-5	
1,1,2,2-Tetrachloroethane	ND	ug/L	1.0	0.15	1		04/26/16 13:58	79-34-5	
Tetrachloroethene	**0.16J**	ug/L	1.0	0.10	1		04/26/16 13:58	127-18-4	
Toluene	ND	ug/L	1.0	0.17	1		04/26/16 13:58	108-88-3	
1,1,1-Trichloroethane	ND	ug/L	1.0	0.11	1		04/26/16 13:58	71-55-6	
1,1,2-Trichloroethane	ND	ug/L	1.0	0.20	1		04/26/16 13:58	79-00-5	
Trichloroethene	**776**	ug/L	10.0	1.7	10		04/26/16 14:12	79-01-6	
Vinyl chloride	**0.23J**	ug/L	1.0	0.13	1		04/26/16 13:58	75-01-4	
Xylene (Total)	ND	ug/L	3.0	0.42	1		04/26/16 13:58	1330-20-7	
Surrogates									
4-Bromofluorobenzene (S)	99	%	77-130		1		04/26/16 13:58	460-00-4	
1,2-Dichloroethane-d4 (S)	90	%	81-127		1		04/26/16 13:58	17060-07-0	
Toluene-d8 (S)	98	%	80-120		1		04/26/16 13:58	2037-26-5	
Preservation pH	**1.0**		0.10	0.10	1		04/26/16 13:58		

REPORT OF LABORATORY ANALYSIS

This report shall not be reproduced, except in full,
without the written consent of Pace Analytical Services, Inc..

Pace Analytical Services, Inc.
9608 Loiret Blvd.
Lenexa, KS 66219
(913)599-5665

ANALYTICAL RESULTS

Project: FORT SMITH, AR
Pace Project No.: 60217246

Sample: MW-33R-201604 **Lab ID: 60217246003** Collected: 04/18/16 16:25 Received: 04/19/16 08:30 Matrix: Water

Parameters	Results	Units	Report Limit	MDL	DF	Prepared	Analyzed	CAS No.	Qual
2320B Alkalinity	Analytical Method: SM 2320B								
Alkalinity,Bicarbonate (CaCO3)	**22.3**	mg/L	20.0	2.0	1		04/26/16 10:58		
Alkalinity, Carbonate (CaCO3)	ND	mg/L	20.0	2.0	1		04/26/16 10:58		
Alkalinity, Total as CaCO3	**22.3**	mg/L	20.0	2.0	1		04/26/16 10:58		
Iron, Ferric (Calculation)	Analytical Method: SM 3500-Fe B#4								
Iron, Ferric	**1.6**	mg/L	0.20		1		05/16/16 00:00	7439-89-6	
4500H+ pH, Electrometric	Analytical Method: SM 4500-H+B								
pH at 25 Degrees C	**5.2**	Std. Units	0.10	0.10	1		04/18/16 17:00		H6
4500S2D Sulfide, Total	Analytical Method: SM 4500-S-2 D								
Sulfide, Total	ND	mg/L	0.050	0.012	1		04/21/16 14:01	18496-25-8	
300.0 IC Anions 28 Days	Analytical Method: EPA 300.0								
Chloride	**210**	mg/L	20.0	10.0	20		04/23/16 18:40	16887-00-6	
Sulfate	**11.7**	mg/L	1.0	0.25	1		04/23/16 18:26	14808-79-8	
350.1 Ammonia	Analytical Method: EPA 350.1								
Nitrogen, Ammonia	ND	mg/L	0.10	0.046	1		04/21/16 15:40	7664-41-7	
353.2 Nitrogen, NO2/NO3 unpres	Analytical Method: EPA 353.2								
Nitrogen, Nitrate	**2.8**	mg/L	0.10	0.012	1		04/20/16 09:51		
Nitrogen, Nitrite	ND	mg/L	0.10	0.010	1		04/20/16 09:51		
Nitrogen, NO2 plus NO3	**2.8**	mg/L	0.10	0.012	1		04/20/16 09:51		
Total Carbon Dioxide Calc	Analytical Method: SM 4500-CO2 D								
Carbon Dioxide Calculation	**301**	mg/L	20.0	20.0	1		05/16/16 00:00		
5310C TOC	Analytical Method: SM 5310C								
Total Organic Carbon	**9.2**	mg/L	1.0	0.054	1		04/27/16 19:20	7440-44-0	
SM4500P-E, Total Phosphorus	Analytical Method: SM 4500-P E Preparation Method: SM4500-P B								
Phosphate as P04	**0.073**	mg/L	0.030	0.010	1	04/25/16 08:23	04/26/16 11:24		

REPORT OF LABORATORY ANALYSIS

This report shall not be reproduced, except in full,
without the written consent of Pace Analytical Services, Inc..

Pace Analytical Services, Inc.
9608 Loiret Blvd.
Lenexa, KS 66219
(913)599-5665

ANALYTICAL RESULTS

Project: FORT SMITH, AR
Pace Project No.: 60217246

Sample: TB-01-201604 **Lab ID: 60217246004** Collected: 04/18/16 08:00 Received: 04/19/16 08:30 Matrix: Water

Parameters	Results	Units	Report Limit	MDL	DF	Prepared	Analyzed	CAS No.	Qual
8260 MSV	Analytical Method: EPA 5030B/8260								
Acetone	ND	ug/L	10.0	1.9	1		04/26/16 09:39	67-64-1	
Benzene	ND	ug/L	1.0	0.060	1		04/26/16 09:39	71-43-2	
Bromodichloromethane	ND	ug/L	1.0	0.19	1		04/26/16 09:39	75-27-4	
Bromoform	ND	ug/L	1.0	0.070	1		04/26/16 09:39	75-25-2	
Bromomethane	**0.54J**	ug/L	5.0	0.16	1		04/26/16 09:39	74-83-9	
2-Butanone (MEK)	ND	ug/L	10.0	0.59	1		04/26/16 09:39	78-93-3	
Carbon disulfide	ND	ug/L	5.0	0.12	1		04/26/16 09:39	75-15-0	
Carbon tetrachloride	ND	ug/L	1.0	0.18	1		04/26/16 09:39	56-23-5	
Chlorobenzene	ND	ug/L	1.0	0.21	1		04/26/16 09:39	108-90-7	
Chloroethane	ND	ug/L	1.0	0.15	1		04/26/16 09:39	75-00-3	
Chloroform	ND	ug/L	1.0	0.14	1		04/26/16 09:39	67-66-3	
Chloromethane	ND	ug/L	1.0	0.080	1		04/26/16 09:39	74-87-3	
Dibromochloromethane	ND	ug/L	1.0	0.21	1		04/26/16 09:39	124-48-1	
1,1-Dichloroethane	ND	ug/L	1.0	0.050	1		04/26/16 09:39	75-34-3	
1,2-Dichloroethane	ND	ug/L	1.0	0.12	1		04/26/16 09:39	107-06-2	
1,1-Dichloroethene	ND	ug/L	1.0	0.20	1		04/26/16 09:39	75-35-4	
cis-1,2-Dichloroethene	**0.19J**	ug/L	1.0	0.080	1		04/26/16 09:39	156-59-2	B
trans-1,2-Dichloroethene	ND	ug/L	1.0	0.20	1		04/26/16 09:39	156-60-5	
1,2-Dichloropropane	ND	ug/L	1.0	0.16	1		04/26/16 09:39	78-87-5	
cis-1,3-Dichloropropene	ND	ug/L	1.0	0.14	1		04/26/16 09:39	10061-01-5	
trans-1,3-Dichloropropene	ND	ug/L	1.0	0.12	1		04/26/16 09:39	10061-02-6	
Ethylbenzene	ND	ug/L	1.0	0.18	1		04/26/16 09:39	100-41-4	
2-Hexanone	ND	ug/L	10.0	1.2	1		04/26/16 09:39	591-78-6	
Methylene chloride	ND	ug/L	1.0	0.15	1		04/26/16 09:39	75-09-2	
4-Methyl-2-pentanone (MIBK)	ND	ug/L	10.0	0.42	1		04/26/16 09:39	108-10-1	
Styrene	ND	ug/L	1.0	0.12	1		04/26/16 09:39	100-42-5	
1,1,2,2-Tetrachloroethane	ND	ug/L	1.0	0.15	1		04/26/16 09:39	79-34-5	
Tetrachloroethene	ND	ug/L	1.0	0.10	1		04/26/16 09:39	127-18-4	
Toluene	ND	ug/L	1.0	0.17	1		04/26/16 09:39	108-88-3	
1,1,1-Trichloroethane	ND	ug/L	1.0	0.11	1		04/26/16 09:39	71-55-6	
1,1,2-Trichloroethane	ND	ug/L	1.0	0.20	1		04/26/16 09:39	79-00-5	
Trichloroethene	ND	ug/L	1.0	0.17	1		04/26/16 09:39	79-01-6	
Vinyl chloride	ND	ug/L	1.0	0.13	1		04/26/16 09:39	75-01-4	
Xylene (Total)	ND	ug/L	3.0	0.42	1		04/26/16 09:39	1330-20-7	
Surrogates									
4-Bromofluorobenzene (S)	101	%	77-130		1		04/26/16 09:39	460-00-4	
1,2-Dichloroethane-d4 (S)	94	%	81-127		1		04/26/16 09:39	17060-07-0	
Toluene-d8 (S)	97	%	80-120		1		04/26/16 09:39	2037-26-5	
Preservation pH	**1.0**		0.10	0.10	1		04/26/16 09:39		

REPORT OF LABORATORY ANALYSIS

This report shall not be reproduced, except in full,
without the written consent of Pace Analytical Services, Inc..

Pace Analytical Services, Inc.
9608 Loiret Blvd.
Lenexa, KS 66219
(913)599-5665

QUALITY CONTROL DATA

Project: FORT SMITH, AR
Pace Project No.: 60217246

QC Batch: GCSV/5339 Analysis Method: EPA 8015 - Alcohol
QC Batch Method: EPA 8015 - Alcohol Analysis Description: Alcohol by Direct Inject GCFID
Associated Lab Samples: 60217246001, 60217246002, 60217246003

METHOD BLANK: 220591 Matrix: Water
Associated Lab Samples:

Parameter	Units	Blank Result	Reporting Limit	MDL	Analyzed	Qualifiers
2-Chloroethanol	ug/L	ND	10000	1980	04/26/16 12:42	

LABORATORY CONTROL SAMPLE: 220592

Parameter	Units	Spike Conc.	LCS Result	LCS % Rec	% Rec Limits	Qualifiers
2-Chloroethanol	ug/L	100000	97900	98	40-140	

MATRIX SPIKE & MATRIX SPIKE DUPLICATE: 220593 220594

Parameter	Units	60217246001 Result	MS Spike Conc.	MSD Spike Conc.	MS Result	MSD Result	MS % Rec	MSD % Rec	% Rec Limits	RPD	Max RPD	Qual
2-Chloroethanol	ug/L	ND	100000	100000	95000	97600	95	98	40-140	3	40	

Results presented on this page are in the units indicated by the "Units" column except where an alternate unit is presented to the right of the result.

REPORT OF LABORATORY ANALYSIS

This report shall not be reproduced, except in full,
without the written consent of Pace Analytical Services, Inc..

Pace Analytical Services, Inc.
9608 Loiret Blvd.
Lenexa, KS 66219
(913)599-5665

QUALITY CONTROL DATA

Project: FORT SMITH, AR
Pace Project No.: 60217246

QC Batch: MPRP/35615 Analysis Method: EPA 6010
QC Batch Method: EPA 3010 Analysis Description: 6010 MET
Associated Lab Samples: 60217246001, 60217246002, 60217246003

METHOD BLANK: 1744338 Matrix: Water
Associated Lab Samples: 60217246001, 60217246002, 60217246003

Parameter	Units	Blank Result	Reporting Limit	MDL	Analyzed	Qualifiers
Iron	ug/L	ND	50.0	8.8	04/20/16 15:55	
Manganese	ug/L	0.32J	5.0	0.25	04/20/16 15:55	

LABORATORY CONTROL SAMPLE: 1744339

Parameter	Units	Spike Conc.	LCS Result	LCS % Rec	% Rec Limits	Qualifiers
Iron	ug/L	10000	9910	99	80-120	
Manganese	ug/L	1000	983	98	80-120	

MATRIX SPIKE & MATRIX SPIKE DUPLICATE: 1744340 1744341

Parameter	Units	60217132001 Result	MS Spike Conc.	MSD Spike Conc.	MS Result	MSD Result	MS % Rec	MSD % Rec	% Rec Limits	RPD	Max RPD	Qual
Iron	ug/L	86.1	10000	10000	10100	9870	100	98	75-125	2	20	
Manganese	ug/L		1000	1000	1070	1060	98	97	75-125	1	20	

Results presented on this page are in the units indicated by the "Units" column except where an alternate unit is presented to the right of the result.

REPORT OF LABORATORY ANALYSIS

This report shall not be reproduced, except in full,
without the written consent of Pace Analytical Services, Inc..

Pace Analytical Services, Inc.
9608 Loiret Blvd.
Lenexa, KS 66219
(913)599-5665

QUALITY CONTROL DATA

Project: FORT SMITH, AR
Pace Project No.: 60217246

QC Batch: MSV/75403 Analysis Method: EPA 5030B/8260
QC Batch Method: EPA 5030B/8260 Analysis Description: 8260 MSV Water 10 mL Purge
Associated Lab Samples: 60217246001, 60217246002, 60217246003, 60217246004

METHOD BLANK: 1747343 Matrix: Water
Associated Lab Samples: 60217246001, 60217246002, 60217246003, 60217246004

Parameter	Units	Blank Result	Reporting Limit	MDL	Analyzed	Qualifiers
1,1,1-Trichloroethane	ug/L	ND	1.0	0.11	04/26/16 08:55	
1,1,2,2-Tetrachloroethane	ug/L	ND	1.0	0.15	04/26/16 08:55	
1,1,2-Trichloroethane	ug/L	ND	1.0	0.20	04/26/16 08:55	
1,1-Dichloroethane	ug/L	ND	1.0	0.050	04/26/16 08:55	
1,1-Dichloroethene	ug/L	ND	1.0	0.20	04/26/16 08:55	
1,2-Dichloroethane	ug/L	ND	1.0	0.12	04/26/16 08:55	
1,2-Dichloropropane	ug/L	ND	1.0	0.16	04/26/16 08:55	
2-Butanone (MEK)	ug/L	ND	10.0	0.59	04/26/16 08:55	
2-Hexanone	ug/L	ND	10.0	1.2	04/26/16 08:55	
4-Methyl-2-pentanone (MIBK)	ug/L	ND	10.0	0.42	04/26/16 08:55	
Acetone	ug/L	ND	10.0	1.9	04/26/16 08:55	
Benzene	ug/L	ND	1.0	0.060	04/26/16 08:55	
Bromodichloromethane	ug/L	ND	1.0	0.19	04/26/16 08:55	
Bromoform	ug/L	ND	1.0	0.070	04/26/16 08:55	
Bromomethane	ug/L	ND	5.0	0.16	04/26/16 08:55	
Carbon disulfide	ug/L	ND	5.0	0.12	04/26/16 08:55	
Carbon tetrachloride	ug/L	ND	1.0	0.18	04/26/16 08:55	
Chlorobenzene	ug/L	ND	1.0	0.21	04/26/16 08:55	
Chloroethane	ug/L	ND	1.0	0.15	04/26/16 08:55	
Chloroform	ug/L	ND	1.0	0.14	04/26/16 08:55	
Chloromethane	ug/L	ND	1.0	0.080	04/26/16 08:55	
cis-1,2-Dichloroethene	ug/L	0.24J	1.0	0.080	04/26/16 08:55	
cis-1,3-Dichloropropene	ug/L	ND	1.0	0.14	04/26/16 08:55	
Dibromochloromethane	ug/L	ND	1.0	0.21	04/26/16 08:55	
Ethylbenzene	ug/L	ND	1.0	0.18	04/26/16 08:55	
Methylene chloride	ug/L	ND	1.0	0.15	04/26/16 08:55	
Styrene	ug/L	ND	1.0	0.12	04/26/16 08:55	
Tetrachloroethene	ug/L	ND	1.0	0.10	04/26/16 08:55	
Toluene	ug/L	ND	1.0	0.17	04/26/16 08:55	
trans-1,2-Dichloroethene	ug/L	ND	1.0	0.20	04/26/16 08:55	
trans-1,3-Dichloropropene	ug/L	ND	1.0	0.12	04/26/16 08:55	
Trichloroethene	ug/L	ND	1.0	0.17	04/26/16 08:55	
Vinyl chloride	ug/L	ND	1.0	0.13	04/26/16 08:55	
Xylene (Total)	ug/L	ND	3.0	0.42	04/26/16 08:55	
1,2-Dichloroethane-d4 (S)	%	90	81-127		04/26/16 08:55	
4-Bromofluorobenzene (S)	%	100	77-130		04/26/16 08:55	
Toluene-d8 (S)	%	98	80-120		04/26/16 08:55	

Results presented on this page are in the units indicated by the "Units" column except where an alternate unit is presented to the right of the result.

REPORT OF LABORATORY ANALYSIS

This report shall not be reproduced, except in full,
without the written consent of Pace Analytical Services, Inc..

Pace Analytical Services, Inc.
9608 Loiret Blvd.
Lenexa, KS 66219
(913)599-5665

QUALITY CONTROL DATA

Project: FORT SMITH, AR
Pace Project No.: 60217246

LABORATORY CONTROL SAMPLE: 1747344

Parameter	Units	Spike Conc.	LCS Result	LCS % Rec	% Rec Limits	Qualifiers
1,1,1-Trichloroethane	ug/L	20	20.6	103	81-116	
1,1,2,2-Tetrachloroethane	ug/L	20	20.5	102	72-117	
1,1,2-Trichloroethane	ug/L	20	21.5	107	79-108	
1,1-Dichloroethane	ug/L	20	20.4	102	83-117	
1,1-Dichloroethene	ug/L	20	22.1	110	74-114	
1,2-Dichloroethane	ug/L	20	20.0	100	72-116	
1,2-Dichloropropane	ug/L	20	21.3	106	80-120	
2-Butanone (MEK)	ug/L	100	95.5	95	67-129	
2-Hexanone	ug/L	100	95.4	95	70-128	
4-Methyl-2-pentanone (MIBK)	ug/L	100	100	100	80-120	
Acetone	ug/L	100	94.9	95	56-142	
Benzene	ug/L	20	22.6	113	79-116	
Bromodichloromethane	ug/L	20	20.1	100	80-120	
Bromoform	ug/L	20	20.6	103	73-114	
Bromomethane	ug/L	20	21.1	106	49-153	
Carbon disulfide	ug/L	20	22.9	114	82-121	
Carbon tetrachloride	ug/L	20	20.8	104	80-116	
Chlorobenzene	ug/L	20	21.9	109	80-120	
Chloroethane	ug/L	20	21.1	105	67-124	
Chloroform	ug/L	20	19.4	97	79-120	
Chloromethane	ug/L	20	20.1	101	10-192	
cis-1,2-Dichloroethene	ug/L	20	20.3	101	80-120	
cis-1,3-Dichloropropene	ug/L	20	21.5	108	80-120	
Dibromochloromethane	ug/L	20	20.9	104	80-120	
Ethylbenzene	ug/L	20	21.8	109	80-120	
Methylene chloride	ug/L	20	19.8	99	80-120	
Styrene	ug/L	20	22.4	112	80-120	
Tetrachloroethene	ug/L	20	21.5	107	80-120	
Toluene	ug/L	20	21.6	108	80-120	
trans-1,2-Dichloroethene	ug/L	20	19.8	99	78-108	
trans-1,3-Dichloropropene	ug/L	20	22.1	110	85-120	
Trichloroethene	ug/L	20	20.3	101	76-114	
Vinyl chloride	ug/L	20	22.6	113	69-129	
Xylene (Total)	ug/L	60	66.1	110	80-120	
1,2-Dichloroethane-d4 (S)	%			92	81-127	
4-Bromofluorobenzene (S)	%			102	77-130	
Toluene-d8 (S)	%			99	80-120	

Results presented on this page are in the units indicated by the "Units" column except where an alternate unit is presented to the right of the result.

REPORT OF LABORATORY ANALYSIS

This report shall not be reproduced, except in full,
without the written consent of Pace Analytical Services, Inc..

Pace Analytical Services, Inc.
9608 Loiret Blvd.
Lenexa, KS 66219
(913)599-5665

QUALITY CONTROL DATA

Project: FORT SMITH, AR
Pace Project No.: 60217246

QC Batch: WET/61431 Analysis Method: SM 2320B
QC Batch Method: SM 2320B Analysis Description: 2320B Alkalinity
Associated Lab Samples: 60217246001, 60217246002, 60217246003

METHOD BLANK: 1747310 Matrix: Water
Associated Lab Samples: 60217246001, 60217246002, 60217246003

Parameter	Units	Blank Result	Reporting Limit	MDL	Analyzed	Qualifiers
Alkalinity, Carbonate (CaCO3)	mg/L	ND	20.0	2.0	04/26/16 10:33	
Alkalinity, Total as CaCO3	mg/L	ND	20.0	2.0	04/26/16 10:33	
Alkalinity,Bicarbonate (CaCO3)	mg/L	ND	20.0	2.0	04/26/16 10:33	

LABORATORY CONTROL SAMPLE: 1747311

Parameter	Units	Spike Conc.	LCS Result	LCS % Rec	% Rec Limits	Qualifiers
Alkalinity, Total as CaCO3	mg/L	500	460	92	90-110	

SAMPLE DUPLICATE: 1747312

Parameter	Units	60217246001 Result	Dup Result	RPD	Max RPD	Qualifiers
Alkalinity, Carbonate (CaCO3)	mg/L	ND	ND		10	
Alkalinity, Total as CaCO3	mg/L	20.7	22.9	10	10	
Alkalinity,Bicarbonate (CaCO3)	mg/L	20.7	22.9	10	10	

SAMPLE DUPLICATE: 1747313

Parameter	Units	60217343002 Result	Dup Result	RPD	Max RPD	Qualifiers
Alkalinity, Carbonate (CaCO3)	mg/L	36.2	39.4	8	10	
Alkalinity, Total as CaCO3	mg/L	551	595	8	10	
Alkalinity,Bicarbonate (CaCO3)	mg/L	515	556	8	10	

Results presented on this page are in the units indicated by the "Units" column except where an alternate unit is presented to the right of the result.

REPORT OF LABORATORY ANALYSIS

This report shall not be reproduced, except in full,
without the written consent of Pace Analytical Services, Inc..

Pace Analytical Services, Inc.
9608 Loiret Blvd.
Lenexa, KS 66219
(913)599-5665

QUALITY CONTROL DATA

Project: FORT SMITH, AR
Pace Project No.: 60217246

QC Batch: WET/61361 Analysis Method: SM 4500-S-2 D
QC Batch Method: SM 4500-S-2 D Analysis Description: 4500S2D Sulfide, Total
Associated Lab Samples: 60217246001, 60217246002, 60217246003

METHOD BLANK: 1745456 Matrix: Water
Associated Lab Samples: 60217246001, 60217246002, 60217246003

Parameter	Units	Blank Result	Reporting Limit	MDL	Analyzed	Qualifiers
Sulfide, Total	mg/L	ND	0.050	0.012	04/21/16 13:59	

LABORATORY CONTROL SAMPLE: 1745457

Parameter	Units	Spike Conc.	LCS Result	LCS % Rec	% Rec Limits	Qualifiers
Sulfide, Total	mg/L	.5	0.49	98	80-120	

MATRIX SPIKE & MATRIX SPIKE DUPLICATE: 1745458 1745459

Parameter	Units	60217139012 Result	MS Spike Conc.	MSD Spike Conc.	MS Result	MSD Result	MS % Rec	MSD % Rec	% Rec Limits	RPD	Max RPD	Qual
Sulfide, Total	mg/L	0.093	.5	.5	0.27	0.32	36	45	75-125	16	20	M1

SAMPLE DUPLICATE: 1745460

Parameter	Units	60217246001 Result	Dup Result	RPD	Max RPD	Qualifiers
Sulfide, Total	mg/L	ND	ND		20	

Results presented on this page are in the units indicated by the "Units" column except where an alternate unit is presented to the right of the result.

REPORT OF LABORATORY ANALYSIS

This report shall not be reproduced, except in full,
without the written consent of Pace Analytical Services, Inc..

Pace Analytical Services, Inc.
9608 Loiret Blvd.
Lenexa, KS 66219
(913)599-5665

QUALITY CONTROL DATA

Project: FORT SMITH, AR
Pace Project No.: 60217246

QC Batch: WETA/39147 Analysis Method: EPA 300.0
QC Batch Method: EPA 300.0 Analysis Description: 300.0 IC Anions
Associated Lab Samples: 60217246001, 60217246002, 60217246003

METHOD BLANK: 1746761 Matrix: Water
Associated Lab Samples: 60217246001, 60217246002, 60217246003

Parameter	Units	Blank Result	Reporting Limit	MDL	Analyzed	Qualifiers
Chloride	mg/L	ND	1.0	0.50	04/23/16 10:55	
Sulfate	mg/L	ND	1.0	0.25	04/23/16 10:55	

LABORATORY CONTROL SAMPLE: 1746762

Parameter	Units	Spike Conc.	LCS Result	LCS % Rec	% Rec Limits	Qualifiers
Chloride	mg/L	5	4.7	94	90-110	
Sulfate	mg/L	5	5.5	110	90-110	

MATRIX SPIKE & MATRIX SPIKE DUPLICATE: 1746763 1746764

Parameter	Units	60217139009 Result	MS Spike Conc.	MSD Spike Conc.	MS Result	MSD Result	MS % Rec	MSD % Rec	% Rec Limits	RPD	Max RPD	Qual
Chloride	mg/L	ND	500	500	537	537	89	89	80-120	0	15	
Sulfate	mg/L	939	500	500	1470	1460	106	104	80-120	1	15	

MATRIX SPIKE SAMPLE: 1746765

Parameter	Units	60217139010 Result	Spike Conc.	MS Result	MS % Rec	% Rec Limits	Qualifiers
Chloride	mg/L	14.8	50	59.2	89	80-120	
Sulfate	mg/L	138	50	187	99	80-120	

Results presented on this page are in the units indicated by the "Units" column except where an alternate unit is presented to the right of the result.

REPORT OF LABORATORY ANALYSIS

This report shall not be reproduced, except in full,
without the written consent of Pace Analytical Services, Inc..

Pace Analytical Services, Inc.
9608 Loiret Blvd.
Lenexa, KS 66219
(913)599-5665

QUALITY CONTROL DATA

Project: FORT SMITH, AR
Pace Project No.: 60217246

QC Batch: WETA/39111 Analysis Method: EPA 350.1
QC Batch Method: EPA 350.1 Analysis Description: 350.1 Ammonia
Associated Lab Samples: 60217246001, 60217246002, 60217246003

METHOD BLANK: 1745004 Matrix: Water
Associated Lab Samples: 60217246001, 60217246002, 60217246003

Parameter	Units	Blank Result	Reporting Limit	MDL	Analyzed	Qualifiers
Nitrogen, Ammonia	mg/L	ND	0.10	0.046	04/21/16 15:04	

LABORATORY CONTROL SAMPLE: 1745005

Parameter	Units	Spike Conc.	LCS Result	LCS % Rec	% Rec Limits	Qualifiers
Nitrogen, Ammonia	mg/L	5	5.0	101	90-110	

MATRIX SPIKE SAMPLE: 1745006

Parameter	Units	60217042002 Result	Spike Conc.	MS Result	MS % Rec	% Rec Limits	Qualifiers
Nitrogen, Ammonia	mg/L	0.18	5	5.2	100	90-110	

MATRIX SPIKE SAMPLE: 1745008

Parameter	Units	60217291006 Result	Spike Conc.	MS Result	MS % Rec	% Rec Limits	Qualifiers
Nitrogen, Ammonia	mg/L	0.16	5	5.2	100	90-110	

SAMPLE DUPLICATE: 1745007

Parameter	Units	60217192001 Result	Dup Result	RPD	Max RPD	Qualifiers
Nitrogen, Ammonia	mg/L	0.14	0.14	1	18	

Results presented on this page are in the units indicated by the "Units" column except where an alternate unit is presented to the right of the result.

REPORT OF LABORATORY ANALYSIS

This report shall not be reproduced, except in full,
without the written consent of Pace Analytical Services, Inc..

Pace Analytical Services, Inc.
9608 Loiret Blvd.
Lenexa, KS 66219
(913)599-5665

QUALITY CONTROL DATA

Project: FORT SMITH, AR
Pace Project No.: 60217246

QC Batch: WETA/39095 Analysis Method: EPA 353.2
QC Batch Method: EPA 353.2 Analysis Description: 353.2 Nitrate + Nitrite, Unpres.
Associated Lab Samples: 60217246001, 60217246002, 60217246003

METHOD BLANK: 1744295 Matrix: Water
Associated Lab Samples: 60217246001, 60217246002, 60217246003

Parameter	Units	Blank Result	Reporting Limit	MDL	Analyzed	Qualifiers
Nitrogen, Nitrate	mg/L	ND	0.10	0.012	04/20/16 09:41	
Nitrogen, Nitrite	mg/L	ND	0.10	0.010	04/20/16 09:41	
Nitrogen, NO2 plus NO3	mg/L	ND	0.10	0.012	04/20/16 09:41	

LABORATORY CONTROL SAMPLE: 1744296

Parameter	Units	Spike Conc.	LCS Result	LCS % Rec	% Rec Limits	Qualifiers
Nitrogen, Nitrate	mg/L	1.6	1.6	101	85-115	
Nitrogen, Nitrite	mg/L	.4	0.42	105	90-110	
Nitrogen, NO2 plus NO3	mg/L	2	2.0	101	90-110	

MATRIX SPIKE SAMPLE: 1744297

Parameter	Units	60217313001 Result	Spike Conc.	MS Result	MS % Rec	% Rec Limits	Qualifiers
Nitrogen, Nitrate	mg/L	ND	1.6	1.7	105	85-115	
Nitrogen, Nitrite	mg/L	ND	.4	0.47	117	90-110	M1
Nitrogen, NO2 plus NO3	mg/L	ND	2	2.2	107	90-110	

MATRIX SPIKE SAMPLE: 1744299

Parameter	Units	60217318002 Result	Spike Conc.	MS Result	MS % Rec	% Rec Limits	Qualifiers
Nitrogen, Nitrate	mg/L	0.93	1.6	2.6	104	85-115	
Nitrogen, Nitrite	mg/L	ND	.4	0.46	116	90-110	M1
Nitrogen, NO2 plus NO3	mg/L	0.93	2	3.1	107	90-110	

SAMPLE DUPLICATE: 1744298

Parameter	Units	60217246002 Result	Dup Result	RPD	Max RPD	Qualifiers
Nitrogen, Nitrate	mg/L	0.33	0.33	0	20	
Nitrogen, Nitrite	mg/L	ND	ND		20	
Nitrogen, NO2 plus NO3	mg/L	0.33	0.33	0	20	

Results presented on this page are in the units indicated by the "Units" column except where an alternate unit is presented to the right of the result.

REPORT OF LABORATORY ANALYSIS

This report shall not be reproduced, except in full,
without the written consent of Pace Analytical Services, Inc..

Pace Analytical Services, Inc.
9608 Loiret Blvd.
Lenexa, KS 66219
(913)599-5665

QUALITY CONTROL DATA

Project: FORT SMITH, AR
Pace Project No.: 60217246

QC Batch: WETA/39201 Analysis Method: SM 5310C
QC Batch Method: SM 5310C Analysis Description: 5310C Total Organic Carbon
Associated Lab Samples: 60217246001, 60217246002, 60217246003

METHOD BLANK: 1747902 Matrix: Water
Associated Lab Samples: 60217246001, 60217246002, 60217246003

Parameter	Units	Blank Result	Reporting Limit	MDL	Analyzed	Qualifiers
Total Organic Carbon	mg/L	0.29J	1.0	0.054	04/27/16 14:54	

LABORATORY CONTROL SAMPLE: 1747903

Parameter	Units	Spike Conc.	LCS Result	LCS % Rec	% Rec Limits	Qualifiers
Total Organic Carbon	mg/L	5	4.3	85	80-120	

MATRIX SPIKE SAMPLE: 1747905

Parameter	Units	60217280001 Result	Spike Conc.	MS Result	MS % Rec	% Rec Limits	Qualifiers
Total Organic Carbon	mg/L	37.9	25	55.0	69	80-120	M1

SAMPLE DUPLICATE: 1747904

Parameter	Units	60216961002 Result	Dup Result	RPD	Max RPD	Qualifiers
Total Organic Carbon	mg/L	121	121	0	25	

Results presented on this page are in the units indicated by the "Units" column except where an alternate unit is presented to the right of the result.

REPORT OF LABORATORY ANALYSIS

This report shall not be reproduced, except in full,
without the written consent of Pace Analytical Services, Inc..

Pace Analytical Services, Inc.
9608 Loiret Blvd.
Lenexa, KS 66219
(913)599-5665

QUALITY CONTROL DATA

Project: FORT SMITH, AR
Pace Project No.: 60217246

QC Batch: WETA/11289 Analysis Method: SM 4500-P E
QC Batch Method: SM4500-P B Analysis Description: SM4500P-E, Total Phosphorus
Associated Lab Samples: 60217246001, 60217246002, 60217246003

METHOD BLANK: 221755 Matrix: Water
Associated Lab Samples: 60217246001, 60217246002, 60217246003

Parameter	Units	Blank Result	Reporting Limit	MDL	Analyzed	Qualifiers
Phosphate as P04	mg/L	0.014J	0.030	0.010	04/26/16 11:16	

LABORATORY CONTROL SAMPLE: 221756

Parameter	Units	Spike Conc.	LCS Result	LCS % Rec	% Rec Limits	Qualifiers
Phosphate as P04	mg/L	1.5	1.4	91	80-120	

MATRIX SPIKE & MATRIX SPIKE DUPLICATE: 221757 221758

Parameter	Units	7542654001 Result	MS Spike Conc.	MSD Spike Conc.	MS Result	MSD Result	MS % Rec	MSD % Rec	% Rec Limits	RPD	Max RPD	Qual
Phosphate as P04	mg/L	3.6	1.5	1.5	5.0	5.0	90	87	80-120	1	20	

MATRIX SPIKE & MATRIX SPIKE DUPLICATE: 221759 221760

Parameter	Units	7542851001 Result	MS Spike Conc.	MSD Spike Conc.	MS Result	MSD Result	MS % Rec	MSD % Rec	% Rec Limits	RPD	Max RPD	Qual
Phosphate as P04	mg/L	1.7	1.5	1.5	3.1	3.2	89	93	80-120	2	20	

Results presented on this page are in the units indicated by the "Units" column except where an alternate unit is presented to the right of the result.

REPORT OF LABORATORY ANALYSIS

This report shall not be reproduced, except in full,
without the written consent of Pace Analytical Services, Inc..

Pace Analytical Services, Inc.
9608 Loiret Blvd.
Lenexa, KS 66219
(913)599-5665

QUALIFIERS

Project: FORT SMITH, AR
Pace Project No.: 60217246

DEFINITIONS

DF - Dilution Factor, if reported, represents the factor applied to the reported data due to dilution of the sample aliquot.

ND - Not Detected at or above adjusted reporting limit.

J - Estimated concentration above the adjusted method detection limit and below the adjusted reporting limit.

MDL - Adjusted Method Detection Limit.

PQL - Practical Quantitation Limit.

RL - Reporting Limit.

S - Surrogate

1,2-Diphenylhydrazine decomposes to and cannot be separated from Azobenzene using Method 8270. The result for each analyte is a combined concentration.

Consistent with EPA guidelines, unrounded data are displayed and have been used to calculate % recovery and RPD values.

LCS(D) - Laboratory Control Sample (Duplicate)

MS(D) - Matrix Spike (Duplicate)

DUP - Sample Duplicate

RPD - Relative Percent Difference

NC - Not Calculable.

SG - Silica Gel - Clean-Up

U - Indicates the compound was analyzed for, but not detected.

N-Nitrosodiphenylamine decomposes and cannot be separated from Diphenylamine using Method 8270. The result reported for each analyte is a combined concentration.

Pace Analytical is TNI accredited. Contact your Pace PM for the current list of accredited analytes.

TNI - The NELAC Institute.

LABORATORIES

PASI-D	Pace Analytical Services - Dallas
PASI-K	Pace Analytical Services - Kansas City

BATCH QUALIFIERS

Batch: MSV/75403

[M5] A matrix spike/matrix spike duplicate was not performed for this batch due to insufficient sample volume.

Batch: WET/61805

[1] Ferrous Fe performed in the field

Batch: WET/61809

[1] Field pH

ANALYTE QUALIFIERS

B	Analyte was detected in the associated method blank.
H6	Analysis initiated outside of the 15 minute EPA required holding time.
M1	Matrix spike recovery exceeded QC limits. Batch accepted based on laboratory control sample (LCS) recovery.

This report shall not be reproduced, except in full,
without the written consent of Pace Analytical Services, Inc..

Pace Analytical Services, Inc.
9608 Loiret Blvd.
Lenexa, KS 66219
(913)599-5665

QUALITY CONTROL DATA CROSS REFERENCE TABLE

Project: FORT SMITH, AR
Pace Project No.: 60217246

Lab ID	Sample ID	QC Batch Method	QC Batch	Analytical Method	Analytical Batch
60217246001	**MW-31R-201604**	EPA 8015 - Alcohol	GCSV/5339		
60217246002	**MW-32R-201604**	EPA 8015 - Alcohol	GCSV/5339		
60217246003	**MW-33R-201604**	EPA 8015 - Alcohol	GCSV/5339		
60217246001	**MW-31R-201604**	EPA 3010	MPRP/35615	EPA 6010	ICP/26039
60217246002	**MW-32R-201604**	EPA 3010	MPRP/35615	EPA 6010	ICP/26039
60217246003	**MW-33R-201604**	EPA 3010	MPRP/35615	EPA 6010	ICP/26039
60217246001	**MW-31R-201604**	EPA 5030B/8260	MSV/75403		
60217246002	**MW-32R-201604**	EPA 5030B/8260	MSV/75403		
60217246003	**MW-33R-201604**	EPA 5030B/8260	MSV/75403		
60217246004	**TB-01-201604**	EPA 5030B/8260	MSV/75403		
60217246001	**MW-31R-201604**	SM 2320B	WET/61431		
60217246002	**MW-32R-201604**	SM 2320B	WET/61431		
60217246003	**MW-33R-201604**	SM 2320B	WET/61431		
60217246001	**MW-31R-201604**	SM 3500-Fe B#4	WET/61805		
60217246002	**MW-32R-201604**	SM 3500-Fe B#4	WET/61805		
60217246003	**MW-33R-201604**	SM 3500-Fe B#4	WET/61805		
60217246001	**MW-31R-201604**	SM 4500-H+B	WET/61809		
60217246002	**MW-32R-201604**	SM 4500-H+B	WET/61809		
60217246003	**MW-33R-201604**	SM 4500-H+B	WET/61809		
60217246001	**MW-31R-201604**	SM 4500-S-2 D	WET/61361		
60217246002	**MW-32R-201604**	SM 4500-S-2 D	WET/61361		
60217246003	**MW-33R-201604**	SM 4500-S-2 D	WET/61361		
60217246001	**MW-31R-201604**	EPA 300.0	WETA/39147		
60217246002	**MW-32R-201604**	EPA 300.0	WETA/39147		
60217246003	**MW-33R-201604**	EPA 300.0	WETA/39147		
60217246001	**MW-31R-201604**	EPA 350.1	WETA/39111		
60217246002	**MW-32R-201604**	EPA 350.1	WETA/39111		
60217246003	**MW-33R-201604**	EPA 350.1	WETA/39111		
60217246001	**MW-31R-201604**	EPA 353.2	WETA/39095		
60217246002	**MW-32R-201604**	EPA 353.2	WETA/39095		
60217246003	**MW-33R-201604**	EPA 353.2	WETA/39095		
60217246001	**MW-31R-201604**	SM 4500-CO2 D	WETA/39493		
60217246002	**MW-32R-201604**	SM 4500-CO2 D	WETA/39493		
60217246003	**MW-33R-201604**	SM 4500-CO2 D	WETA/39493		
60217246001	**MW-31R-201604**	SM 5310C	WETA/39201		
60217246002	**MW-32R-201604**	SM 5310C	WETA/39201		
60217246003	**MW-33R-201604**	SM 5310C	WETA/39201		
60217246001	**MW-31R-201604**	SM4500-P B	WETA/11289	SM 4500-P E	WETA/11293
60217246002	**MW-32R-201604**	SM4500-P B	WETA/11289	SM 4500-P E	WETA/11293
60217246003	**MW-33R-201604**	SM4500-P B	WETA/11289	SM 4500-P E	WETA/11293

This report shall not be reproduced, except in full,
without the written consent of Pace Analytical Services, Inc..

Pace Analytical
www.pacelabs.com

Sample Condition Upon Receipt

WO# : 60217246

60217246

Client Name: Environ

Optional
Proj Due Date:
Proj Name:

Courier: FedEx ☒ UPS ☐ VIA ☐ Clay ☐ PEX ☐ ECI ☐ Pace ☐ Other ☐ Client ☐

Tracking #: 8047 3340 7162 Pace Shipping Label Used? Yes ☐ No ☐

Custody Seal on Cooler/Box Present: Yes ☒ No ☐ Seals intact: Yes ☒ No ☐

Packing Material: Bubble Wrap ☐ Bubble Bags ☒ Foam ☒ None ☐ Other ☐

Thermometer Used: CF +1.0 T-239 / (CF 0.0 T-262) **Type of Ice:** (Wet) Blue None ☐ Samples received on ice, cooling process has begun.
(circle one)

Cooler Temperature: 4.9

Date and initials of person examining contents: SB 9/19

Temperature should be above freezing to 6°C

Chain of Custody present:	☒Yes ☐No ☐N/A	1.
Chain of Custody filled out:	☒Yes ☐No ☐N/A	2.
Chain of Custody relinquished:	☒Yes ☐No ☐N/A	3.
Sampler name & signature on COC:	☒Yes ☐No ☐N/A	4.
Samples arrived within holding time:	☒Yes ☐No ☐N/A	5.
Short Hold Time analyses (<72hr):	☒Yes ☐No ☐N/A	6. Fe^{2+} NO_2 NO_3
Rush Turn Around Time requested:	☐Yes ☒No ☐N/A	7.
Sufficient volume:	☒Yes ☐No ☐N/A	8.
Correct containers used:	☒Yes ☐No ☐N/A	
Pace containers used:	☒Yes ☐No ☐N/A	9.
Containers intact:	☒Yes ☐No ☐N/A	10.
Unpreserved 5035A soils frozen w/in 48hrs?	☐Yes ☐No ☒N/A	11.
Filtered volume received for dissolved tests?	☐Yes ☐No ☒N/A	12.
Sample labels match COC:	☒Yes ☐No ☐N/A	
Includes date/time/ID/analyses Matrix: WT		13.
All containers needing preservation have been checked.	☒Yes ☐No ☐N/A	
All containers needing preservation are found to be in compliance with EPA recommendation.	☒Yes ☐No ☐N/A	14.
Exceptions: (VOA) Coliform, O&G, WI-DRO (water)	☒Yes ☐No	Initial when completed / Lot # of added preservative
Trip Blank present:	☒Yes ☐No ☐N/A	
Pace Trip Blank lot # (if purchased): Covered		15.
Headspace in VOA vials (>6mm):	☐Yes ☒No ☐N/A	16.
Project sampled in USDA Regulated Area:	☐Yes ☐No ☒N/A	17. List State:
Additional labels attached to 5035A vials in the field?	☐Yes ☐No ☒N/A	18.

Client Notification/ Resolution: Copy COC to Client? Y / N Field Data Required? Y / N

Person Contacted: _____ Date/Time: _____

Comments/ Resolution: _____

Project Manager Review: _____ Date: 9/19/19

Pace Analytical
www.pacelabs.com

CHAIN-OF-CUSTODY / Analytical Request Document

The Chain-of-Custody is a LEGAL DOCUMENT. All relevant fields must be completed accurately.

Page: 1 of 1

Section A Required Client Information:

Company:	Environ
Address:	7500 College Blvd., Ste. 925
	Overland Park, KS 66210
Email To:	wstonestreet@environcorp.com
Phone: 913-553-5926	Fax:
Requested Due Date/TAT:	Standard

Section B Required Project Information:

Report To:	Wendy Stonestreet
Copy To:	Tammy Gleason
Purchase Order No.:	NA
Project Name:	Fort Smith, AR
Project Number:	34375ØØP

Section C Invoice Information:

Attention:	Tammy Gleason
Company Name:	Environ
Address:	250 Monroe Ave. NW Grand Rapids
Pace Quote Reference:	Michigan, 49503
Pace Project Manager:	Colleen Clyne
Pace Profile #:	7444, line 1

REGULATORY AGENCY

☐ NPDES ☐ GROUND WATER ☐ DRINKING WATER
☐ UST ☐ RCRA ☑ OTHER ADEQ

Site Location STATE: AR

Section D Required Client Information

SAMPLE ID (A-Z, 0-9 / ,-) Sample IDs MUST BE UNIQUE

Valid Matrix Codes

MATRIX	CODE
DRINKING WATER	DW
WATER	WT
WASTE WATER	WW
PRODUCT	P
SOIL/SOLID	SL
OIL	OL
WIPE	WP
AIR	AR
OTHER	OT
TISSUE	TS

Requested Analysis Filtered (Y/N)

ITEM #	Sample ID	MATRIX CODE (see valid codes to left)	SAMPLE TYPE (G=GRAB C=COMP)	COLLECTED COMPOSITE START DATE	COMPOSITE START TIME	COMPOSITE END/GRAB DATE	COMPOSITE END/GRAB TIME	SAMPLE TEMP AT COLLECTION	# OF CONTAINERS	Preservatives: Unpreserved	H_2SO_4	HNO_3	HCl	NaOH	$Na_2S_2O_3$	Methanol	Other	Analysis Test: 8260 VOCs	Alkalinity	TOC	Chloride, Sulfate	8015 Chloroethanol (Pace Dallas)	8010-Iron/Mn	Ferric Iron calc. (send field Ferrous)	Ammonia	Nitrate+Nitrite	Total Phosphate (Pace Dallas)	Sulfide	CO2 Calc (Alkalinity + field pH)	Residual Chlorine (Y/N)	Pace Project No./ Lab I.D. 60217246
1	MW-31R-201604 (BP3N ACYS BP3S)	WT	G			4/18/16	1527		12	X	X	X	X	X			X	X	X	X	X	X	X	X	X	X	X	N	BP3Z BP3N (4)DG9H (3)DG9U 001
2	MW-32R-201604	"	"			"	1445		"	"	"	"	"	"			"	"	"	"	"	"	"	"	"	"	"	"	"	(4)OTHR 002
3	MW-33R-201604	"	"			"	1625		"	"	"	"	"	"			"	"	"	"	"	"	"	"	"	"	"	"	"	(4)DG9H 003
4	TB-01-201604	"							2				X																	(2)DG9HTP 004
5																														
6																														
7																														
8																														
9																														
10																														
11																														
12																														

ADDITIONAL COMMENTS	RELINQUISHED BY / AFFILIATION	DATE	TIME	ACCEPTED BY / AFFILIATION	DATE	TIME	SAMPLE CONDITIONS			
	Lucy Cross/Ramboll Environ	4/18/16	1830		4/19	0830	4.9	Y	Y	Y

SAMPLER NAME AND SIGNATURE					
PRINT Name of SAMPLER:	Nick Zurweller		Temp in °C	Received on Ice (Y/N)	Custody Sealed Cooler (Y/N)	Samples Intact (Y/N)
SIGNATURE of SAMPLER:		DATE Signed (MM/DD/YY): 4/18/16				

*Important Note: By signing this form you are accepting Pace's NET 30 day payment terms and agreeing to late charges of 1.5% per month for any invoices not paid within 30 days.

F-ALL-Q-020rev.07, 15-Feb-2007

Chain of Custody

WO# : 7542805

7542805

Pace Analytical®
www.pacelabs.com

Workorder: 60217246 **Workorder Name:** FORT SMITH, AR **Owner Received Date:** 4/19/2016 **Results Requested By:** 4/29/2016

Report To	Subcontract To
Colleen Clyne Pace Analytical Kansas 9608 Loiret Blvd. Lenexa, KS 66219 Phone (913)599-5665	Pace Analytical Dallas 400 West Bethany Drive Suite 190 Allen, TX 75013 Phone (972)727-1123

Item	Sample ID	Sample Type	Collect Date/Time	Lab ID	Matrix	Preserved Containers: DG9U	BP3S					Requested Analysis: 8015 Chloroethanol	Total Phosphate										LAB USE ONLY
1	MW-31R-201604	PS	4/18/2016 15:27	60217246001	Water	3	1					X	X										001
2	MW-32R-201604	PS	4/18/2016 14:45	60217246002	Water	3	1					X	X										002
3	MW-33R-201604	PS	4/18/2016 16:25	60217246003	Water	3	1					X	X										003
4																							
5																							

Transfers	Released By	Date/Time	Received	Date/Time
1	[signature] Pace	4/19/16 1700	[signature] Pace	4/20/16 0905
2				
3				

Comments

Cooler Temperature on Receipt 0.9 °C Custody Seal (Y) or N Received on Ice (Y) or N Samples Intact (Y) or N

***In order to maintain client confidentiality, location/name of the sampling site, sampler's name and signature may not be provided on this COC document. This chain of custody is considered complete as is since this information is available in the owner laboratory.*

Pace Analytical

Sample Condition Upon Receipt

☑Dallas ☐Ft Worth ☐San Angelo

Client Name: Pace KS Project Work order: 7542805

Courier: FedEX ☑ UPS ☐ USPS ☐ Client ☐ Courier ☐ LSO ☐ PACE ☐ Other:

Tracking#: 6703 1641 7706

Custody Seal on Cooler/Box: Yes ☑ No ☐ **Seals Intact:** Yes ☑ No ☐ NA ☐

Packing Material: Bubble Wrap ☐ Bubble Bags ☐ Foam ☐ None ☑ Other ☐

Thermometer Used: IR-02 Type of Ice: Wet ☑ Blue ☐ None ☐ Sample Received on ice, cooling process has begun ☑

Cooler Temp: 0.9 (Temp should be above freezing to 6°C)

Chain of Custody Present	Yes ☑ No ☐ NA ☐	1
Chain of Custody filled out	Yes ☑ No ☐ NA ☐	2
Chain of Custody relinquished	Yes ☑ No ☐ NA ☐	3
Sampler name & signature on COC	Yes ☐ No ☑ NA ☐	4
Sample received within HT	Yes ☑ No ☐ NA ☐	5
Short HT analyses (<72 hrs)	Yes ☐ No ☑ NA ☐	6
Rush TAT requested	Yes ☐ No ☑ NA ☐	7
Sufficient Volume received	Yes ☑ No ☐ NA ☐	8
Correct Container used Pace Container used	Yes ☑ No ☐ NA ☐ Yes ☑ No ☐ NA ☐	9
Container Intact	Yes ☑ No ☐ NA ☐	10
Unpreserved 5035A soil frozen within 48 hrs	Yes ☐ No ☐ NA ☑	11
Filtered volume received for Dissolved tests	Yes ☐ No ☐ NA ☑	12
Sample labels match COC Include date/time/ID/analyses Matrix: Water	Yes ☑ No ☐ NA ☐	13
All containers needing preservation have been checked	Yes ☑ No ☐ NA ☐	14a. Lot# of pH strip: 471507 pH checked Yes ☑ No ☐ pH<2 ☑ pH>9 ☐ pH>12 ☐ Lot# of Iodine strip: Lot# of Lead Acetate strip:
Do containers require preservation at the lab	Yes ☐ No ☑ NA ☐	14b. Preservation: / Lot#:
All containers needing preservation are found to be in Compliance with EPA recommendation **Exception:** VOA, coliform, O&G	Yes ☑ No ☐ NA ☐ Yes ☐ No ☑	14c.
Are soil samples (volatiles) received in Bulk ☐ Terracore ☐ EnCore ☐ NA ☑		15.
Trip Blank present Trip Blank Custody Seals Intact Pace Trip Blank Lot# (if purchased):	Yes ☐ No ☐ NA ☑ Yes ☐ No ☐ NA ☑	16.
Headspace in VOA (>6mm)	Yes ☐ No ☐ NA ☑	17.
Project sampled in USDA Regulated Area:	Yes ☐ No ☐ NA ☑	18. List State

Client Notification/Resolution/Comments:

Person Contacted: Date:

Comments/Resolution:

Person Examining Contents: Kw Date: 4/20/16

F-DAL-C001rev.05 090215

Pace Analytical Services, Inc.
9608 Loiret Blvd.
Lenexa, KS 66219
(913)599-5665

April 28, 2016

Wendy Stonestreet
Ramboll Environ
7500 College Blvd Ste 925
Overland Park, KS 66210

RE: Project: Fort Smith, AR Pace Energy Lab
Pace Project No.: 60217878

Dear Wendy Stonestreet:
Enclosed are the analytical results for sample(s) received by the laboratory on April 19, 2016. The results relate only to the samples included in this report. Results reported herein conform to the most current TNI standards and the laboratory's Quality Assurance Manual, where applicable, unless otherwise noted in the body of the report.

Some analyses have been subcontracted outside of the Pace Network. The subcontracted laboratory report has been attached.

If you have any questions concerning this report, please feel free to contact me.

Sincerely,

Colleen Clyne
colleen.clyne@pacelabs.com
Project Manager

Enclosures

cc: Tamara Gleason, Ramboll Environ

This report shall not be reproduced, except in full,
without the written consent of Pace Analytical Services, Inc..

Pace Analytical Services, Inc.
9608 Loiret Blvd.
Lenexa, KS 66219
(913)599-5665

SAMPLE SUMMARY

Project: Fort Smith, AR Pace Energy Lab
Pace Project No.: 60217878

Lab ID	Sample ID	Matrix	Date Collected	Date Received
60217878001	**MW-31R-201604**	Water	04/18/16 15:27	04/19/16 11:30
60217878002	**MW-32R-201604**	Water	04/18/16 14:45	04/19/16 11:30
60217878003	**MW-33R-201604**	Water	04/18/16 16:25	04/19/16 11:30
60217878004	**MW-31R-201604**	Water	04/18/16 16:25	04/19/16 11:30
60217878005	**MW-32R-201604**	Water	04/18/16 17:04	04/19/16 11:30
60217878006	**MW-33R-201604**	Water	04/18/16 17:30	04/19/16 11:30

REPORT OF LABORATORY ANALYSIS

This report shall not be reproduced, except in full,
without the written consent of Pace Analytical Services, Inc..

Pace Analytical Services, Inc.
9608 Loiret Blvd.
Lenexa, KS 66219
(913)599-5665

PROJECT NARRATIVE

Project:
Pace Project No.:

Method:
Description:
Client:
Date:

This data package has been reviewed for quality and completeness and is approved for release.

This report shall not be reproduced, except in full,
without the written consent of Pace Analytical Services, Inc..

WO# : 60217878

60217878

Cooler Receipt Form

Client Name: Environ Project: Fort Smith AR 13437600 Lab Work Order: 18801

A. Shipping/Container Information (circle appropriate response)

Courier: (FedEx) UPS USPS Client Other:_____ Air bill Present: (Yes) No

Tracking Number: 8097 2669 4048

Custody Seal on Cooler/Box Present: (Yes) No Seals Intact: (Yes) No

Cooler/Box Packing Material: Bubble Wrap Absorbent (Foam) Other:_____

Type of Ice: (Wet) Blue None Ice Intact: (Yes) Melted

Cooler Temperature: 2°C Radiation Screened: Yes (No) Chain of Custody Present: (Yes) No

Comments:_____

B. Laboratory Assignment/Log-in (check appropriate response)

	YES	NO	N/A	Comment Reference non-Conformance
Chain of Custody properly filled out	✓			
Chain of Custody relinquished	✓			
Sampler Name & Signature on COC	✓			
Containers intact	✓			
Were samples in separate bags	✓			
Sample container labels match COC Sample name/date and time collected	✓			
Sufficient volume provided	✓			
PAES containers used	✓			
Are containers properly preserved for the requested testing? (as labeled)	✓			
If an unknown preservation state, were containers checked? Exception: VOA's coliform			✓	If yes, see pH form.
Was volume for dissolved testing field filtered, as noted on the COC? Was volume received in a preserved container?			✓	

Comments:_____

Cooler contents examined/received by: LG Date: 4.19.16

Project Manager Review: RO Date: 4-20-16

Pace Analytical
www.pacelabs.com

18801

CHAIN-OF-CUSTODY / Analytical Request Document

The Chain-of-Custody is a LEGAL DOCUMENT. All relevant fields must be completed accurately.

Page: 1 of 1

Section A Required Client Information:		Section B Required Project Information:		Section C Invoice Information:	
Company:	Environ	Report To:	Wendy Stonestreet	Attention:	
Address:	7500 College Blvd., Ste. 925	Copy To:		Company Name:	
	Overland Park, KS 66210			Address:	
Email To:	wstonestreet@environcorp.com	Purchase Order No.:		Pace Quote Reference:	
Phone:	913-553-5926 Fax	Project Name:	Fort Smith, AR	Pace Project Manager:	Colleen Clyne
Requested Due Date/TAT:	Standard	Project Number:	34375000P	Pace Profile #:	7444, line 1

REGULATORY AGENCY: ☐ NPDES ☐ GROUND WATER ☐ DRINKING WATER ☐ UST ☐ RCRA ☒ OTHER ADEQ

Site Location STATE: AR

Requested Analysis Filtered (Y/N)

Section D Required Client Information

Valid Matrix Codes

MATRIX	CODE
DRINKING WATER	DW
WATER	WT
WASTE WATER	WW
PRODUCT	P
SOIL/SOLID	SL
OIL	OL
WIPE	WP
AIR	AR
OTHER	OT
TISSUE	TS

ITEM #	SAMPLE ID (A-Z, 0-9 / ,-) Sample IDs MUST BE UNIQUE	MATRIX CODE (see valid codes to left)	SAMPLE TYPE (G=GRAB C=COMP)	COLLECTED COMPOSITE START DATE	COLLECTED COMPOSITE START TIME	COLLECTED COMPOSITE END/GRAB DATE	COLLECTED COMPOSITE END/GRAB TIME	SAMPLE TEMP AT COLLECTION	# OF CONTAINERS	Preservatives: Unpreserved	H_2SO_4	HNO_3	HCl	NaOH	$Na_2S_2O_3$	Methanol	Other	Analysis Test Y/N	AM20 GAX Hydrogen	AM 21 GAX Volatile Fatty Acids	AM 20 GAX Methane,Ethane,Ethene	AM 20 GAX Acetylene						Residual Chlorine (Y/N)	Pace Project No./ Lab I.D.
1	MW-31R-201604	WT	G			4/18/16	1527		6	X							X		X	X	X	X					N	60217878
2	MW-32R-201604						1445																						002
3	MW-33R-201604						1625												N/A										003
4	MW-31R-201604						1625												X										004
5	MW-32R-201604						1704																						005
6	MW-33R-201604						1730																						006
7																													
8																													
9																													
10																													
11																													
12																													

ADDITIONAL COMMENTS	RELINQUISHED BY / AFFILIATION	DATE	TIME	ACCEPTED BY / AFFILIATION	DATE	TIME	SAMPLE CONDITIONS			
Level IV data package required	Lucy Cross / Rambol / Environ	4/18/16	1830	PAS	4/19/16	1130	2	Y	Y	Y

SAMPLER NAME AND SIGNATURE

PRINT Name of SAMPLER: Nick Zurweller

SIGNATURE of SAMPLER: [signature] DATE Signed (MM/DD/YY): 4/18/16

Temp in °C	Received on Ice (Y/N)	Custody Sealed Cooler (Y/N)	Samples Intact (Y/N)

*Important Note: By signing this form you are accepting Pace's NET 30 day payment terms and agreeing to late charges of 1.5% per month for any invoices not paid within 30 days.

F-ALL-Q-020rev.07, 15-Feb-2007

Pace Analytical Energy Services LLC
220 William Pitt Way
Pittsburgh, PA 15238
Phone: (412) 826-5245
Fax: (412) 826-3433

April 26, 2016

Colleen Clyne
Pace Analytical Services
9608 Loiret Blvd
Lenexa, KS 66219

RE: **FORT SMITH, AR / 3437500P**
Pace Workorder: 18801

Dear Colleen Clyne:

Enclosed are the analytical results for sample(s) received by the laboratory on Tuesday, April 19, 2016. Results reported herein conform to the most current NELAC standards, where applicable, unless otherwise narrated in the body of the report.

If you have any questions concerning this report, please feel free to contact me.

Sincerely,

Ruth Welsh 04/26/2016
Ruth.Welsh@pacelabs.com

Customer Service Representative

Enclosures

As a valued client we would appreciate your comments on our service.
Please email info@microseeps.com. Total Number of Pages ____

CERTIFICATE OF ANALYSIS

This report shall not be reproduced, except in full,
without the written consent of Pace Analytical Energy Services LLC.

Pace Analytical Energy Services LLC
220 William Pitt Way
Pittsburgh, PA 15238
Phone: (412) 826-5245
Fax: (412) 826-3433

LABORATORY ACCREDITATIONS & CERTIFICATIONS

Accreditor:	Pennsylvania Department of Environmental Protection, Bureau of Laboratories
Accreditation ID:	02-00538
Scope:	NELAP Non-Potable Water and Solid & Hazardous Waste
Accreditor:	South Carolina Department of Health and Environmental Control, Office of Environmental Laboratory Certification
Accreditation ID:	89009003
Scope:	Clean Water Act (CWA); Resource Conservation and Recovery Act (RCRA)
Accreditor:	NELAP: New Jersey, Department of Environmental Protection
Accreditation ID:	PA026
Scope:	Non-Potable Water; Solid and Chemical Materials
Accreditor:	NELAP: New York, Department of Health Wadsworth Center
Accreditation ID:	11815
Scope:	Non-Potable Water; Solid and Hazardous Waste
Accreditor:	State of Connecticut, Department of Public Health, Division of Environmental Health
Accreditation ID:	PH-0263
Scope:	Clean Water Act (CWA) Resource Conservation and Recovery Act (RCRA)
Accreditor:	NELAP: Texas, Commission on Environmental Quality
Accreditation ID:	T104704453-09-TX
Scope:	Non-Potable Water
Accreditor:	State of New Hampshire
Accreditation ID:	299409
Scope:	Non-potable water
Accreditor:	State of Georgia
Accreditation ID:	Chapter 391-3-26
Scope:	As per the Georgia EPD Rules and Regulations for Commercial Laboratories, PAES is accredited by the Pennsylvania Department of Environmental Protection Bureau of Laboratories under the National Environmental Laboratory Approval Program (NELAC).

CERTIFICATE OF ANALYSIS
This report shall not be reproduced, except in full,
without the written consent of Pace Analytical Energy Services LLC.

Pace Analytical Energy Services LLC
220 William Pitt Way
Pittsburgh, PA 15238
Phone: (412) 826-5245
Fax: (412) 826-3433

SAMPLE SUMMARY

Workorder: 18801 FORT SMITH, AR / 3437500P

Lab ID	Sample ID	Matrix	Date Collected	Date Received
188010001	MW-31R-201604	Water	4/18/2016 15:27	4/19/2016 11:30
188010002	MW-32R-201604	Water	4/18/2016 14:45	4/19/2016 11:30
188010003	MW-33R-201604	Water	4/18/2016 16:25	4/19/2016 11:30
188010004	MW-31R-201604	Bubble Strip	4/18/2016 16:25	4/19/2016 11:30
188010005	MW-32R-201604	Bubble Strip	4/18/2016 17:04	4/19/2016 11:30
188010006	MW-33R-201604	Bubble Strip	4/18/2016 17:30	4/19/2016 11:30

CERTIFICATE OF ANALYSIS
This report shall not be reproduced, except in full,
without the written consent of Pace Analytical Energy Services LLC.

Pace Analytical Energy Services LLC
220 William Pitt Way
Pittsburgh, PA 15238
Phone: (412) 826-5245
Fax: (412) 826-3433

ANALYTICAL RESULTS

Workorder: 18801 FORT SMITH, AR / 3437500P

Lab ID: **188010001** Date Received: 4/19/2016 11:30 Matrix: Water

Sample ID: **MW-31R-201604** Date Collected: 4/18/2016 15:27

Parameters	Results	Units	PQL	MDL	DF	Analyzed	By	Qualifiers
EDonors - MICR								
Analysis Desc: AM21G			Analytical Method: AM21G					
Acetic Acid	**<5.0**	mg/l	5.0	0.89	1	4/20/2016 14:40	BW	n
Propionic Acid	**<5.0**	mg/l	5.0	0.73	1	4/20/2016 14:40	BW	n
Pyruvic Acid	**<5.0**	mg/l	5.0	0.41	1	4/20/2016 14:40	BW	n
Butyric Acid	**<5.0**	mg/l	5.0	1.4	1	4/20/2016 14:40	BW	n
Lactic Acid	**<10**	mg/l	10	2.4	1	4/20/2016 14:40	BW	n
RISK - MICR								
Analysis Desc: AM20GAX			Analytical Method: AM20GAX					
Methane	**2.0**	ug/l	0.50	0.033	1	4/20/2016 10:53	GT	n
Ethane	**<0.10**	ug/l	0.10	0.0040	1	4/20/2016 10:53	GT	n
Ethene	**<0.10**	ug/l	0.10	0.0050	1	4/20/2016 10:53	GT	n
Acetylene	**<0.50**	ug/l	0.50	0.029	1	4/20/2016 10:53	GT	n

CERTIFICATE OF ANALYSIS

This report shall not be reproduced, except in full,
without the written consent of Pace Analytical Energy Services LLC.

Pace Analytical Energy Services LLC
220 William Pitt Way
Pittsburgh, PA 15238
Phone: (412) 826-5245
Fax: (412) 826-3433

ANALYTICAL RESULTS

Workorder: 18801 FORT SMITH, AR / 3437500P

Lab ID: **188010002** Date Received: 4/19/2016 11:30 Matrix: Water

Sample ID: **MW-32R-201604** Date Collected: 4/18/2016 14:45

Parameters	Results	Units	PQL	MDL	DF	Analyzed	By	Qualifiers
EDonors - MICR								
Analysis Desc: AM21G			Analytical Method: AM21G					
Acetic Acid	**<5.0**	mg/l	5.0	0.89	1	4/20/2016 16:50	BW	n
Propionic Acid	**<5.0**	mg/l	5.0	0.73	1	4/20/2016 16:50	BW	n
Pyruvic Acid	**<5.0**	mg/l	5.0	0.41	1	4/20/2016 16:50	BW	n
Butyric Acid	**<5.0**	mg/l	5.0	1.4	1	4/20/2016 16:50	BW	n
Lactic Acid	**<10**	mg/l	10	2.4	1	4/20/2016 16:50	BW	n
RISK - MICR								
Analysis Desc: AM20GAX			Analytical Method: AM20GAX					
Methane	**53**	ug/l	0.50	0.033	1	4/20/2016 11:05	GT	n
Ethane	**<0.10**	ug/l	0.10	0.0040	1	4/20/2016 11:05	GT	n
Ethene	**<0.10**	ug/l	0.10	0.0050	1	4/20/2016 11:05	GT	n
Acetylene	**<0.50**	ug/l	0.50	0.029	1	4/20/2016 11:05	GT	n

CERTIFICATE OF ANALYSIS

This report shall not be reproduced, except in full,
without the written consent of Pace Analytical Energy Services LLC.

Pace Analytical Energy Services LLC
220 William Pitt Way
Pittsburgh, PA 15238
Phone: (412) 826-5245
Fax: (412) 826-3433

ANALYTICAL RESULTS

Workorder: 18801 FORT SMITH, AR / 3437500P

Lab ID: **188010003** Date Received: 4/19/2016 11:30 Matrix: Water

Sample ID: **MW-33R-201604** Date Collected: 4/18/2016 16:25

Parameters	Results	Units	PQL	MDL	DF	Analyzed	By	Qualifiers
EDonors - MICR								
Analysis Desc: AM21G			Analytical Method: AM21G					
Acetic Acid	**<5.0**	mg/l	5.0	0.89	1	4/20/2016 17:11	BW	n
Propionic Acid	**<5.0**	mg/l	5.0	0.73	1	4/20/2016 17:11	BW	n
Pyruvic Acid	**<5.0**	mg/l	5.0	0.41	1	4/20/2016 17:11	BW	n
Butyric Acid	**<5.0**	mg/l	5.0	1.4	1	4/20/2016 17:11	BW	n
Lactic Acid	**<10**	mg/l	10	2.4	1	4/20/2016 17:11	BW	n
RISK - MICR								
Analysis Desc: AM20GAX			Analytical Method: AM20GAX					
Methane	**6.1**	ug/l	0.50	0.033	1	4/20/2016 11:21	GT	n
Ethane	**<0.10**	ug/l	0.10	0.0040	1	4/20/2016 11:21	GT	n
Ethene	**<0.10**	ug/l	0.10	0.0050	1	4/20/2016 11:21	GT	n
Acetylene	**<0.50**	ug/l	0.50	0.029	1	4/20/2016 11:21	GT	n

CERTIFICATE OF ANALYSIS

This report shall not be reproduced, except in full,
without the written consent of Pace Analytical Energy Services LLC.

Pace Analytical Energy Services LLC
220 William Pitt Way
Pittsburgh, PA 15238
Phone: (412) 826-5245
Fax: (412) 826-3433

ANALYTICAL RESULTS

Workorder: 18801 FORT SMITH, AR / 3437500P

Lab ID: **188010004** Date Received: 4/19/2016 11:30 Matrix: Bubble Strip

Sample ID: **MW-31R-201604** Date Collected: 4/18/2016 16:25

Parameters	Results	Units	PQL	MDL	DF	Analyzed	By	Qualifiers
RISK - MICR								
Analysis Desc: AM20GAX			Analytical Method: AM20GAX					
Hydrogen	13	nM	0.60	0.088	1	4/21/2016 09:47	GT	B,n

CERTIFICATE OF ANALYSIS
This report shall not be reproduced, except in full,
without the written consent of Pace Analytical Energy Services LLC.

Pace Analytical Energy Services LLC
220 William Pitt Way
Pittsburgh, PA 15238
Phone: (412) 826-5245
Fax: (412) 826-3433

ANALYTICAL RESULTS

Workorder: 18801 FORT SMITH, AR / 3437500P

Lab ID: **188010005** Date Received: 4/19/2016 11:30 Matrix: Bubble Strip

Sample ID: **MW-32R-201604** Date Collected: 4/18/2016 17:04

Parameters	Results	Units	PQL	MDL	DF	Analyzed	By	Qualifiers
RISK - MICR								
Analysis Desc: AM20GAX			Analytical Method: AM20GAX					
Hydrogen	**53**	nM	0.60	0.088	1	4/21/2016 10:02	GT	B,n

CERTIFICATE OF ANALYSIS

This report shall not be reproduced, except in full,
without the written consent of Pace Analytical Energy Services LLC.

Pace Analytical Energy Services LLC
220 William Pitt Way
Pittsburgh, PA 15238
Phone: (412) 826-5245
Fax: (412) 826-3433

ANALYTICAL RESULTS

Workorder: 18801 FORT SMITH, AR / 3437500P

Lab ID: **188010006** Date Received: 4/19/2016 11:30 Matrix: Bubble Strip

Sample ID: **MW-33R-201604** Date Collected: 4/18/2016 17:30

Parameters	Results	Units	PQL	MDL	DF	Analyzed	By	Qualifiers
RISK - MICR								
Analysis Desc: AM20GAX			Analytical Method: AM20GAX					
Hydrogen	3.1	nM	0.60	0.088	1	4/21/2016 10:14	GT	B,n

CERTIFICATE OF ANALYSIS
This report shall not be reproduced, except in full,
without the written consent of Pace Analytical Energy Services LLC.

Pace Analytical Energy Services LLC
220 William Pitt Way
Pittsburgh, PA 15238
Phone: (412) 826-5245
Fax: (412) 826-3433

ANALYTICAL RESULTS QUALIFIERS

Workorder: 18801 FORT SMITH, AR / 3437500P

DEFINITIONS/QUALIFIERS

Disclaimer : The Pennsylvania Department of Environmental Protection (PADEP) has decided to no longer recognize analyses that do not produce data for primary compliance, for NELAP accreditation. The methods affected by this decision are AM20GAx, AM21G, SW846 7199 and AM4.02. The laboratory shall continue to administer the NELAP/TNI standard requirements in the performance of these methods.

MDL	Method Detection Limit. Can be used synonymously with LOD; Limit Of Detection.
PQL	Practical Quanitation Limit. Can be used synonymously with LOQ; Limit Of Quantitation.
ND	Not detected at or above reporting limit.
DF	Dilution Factor.
S	Surrogate.
RPD	Relative Percent Difference.
% Rec	Percent Recovery.
U	Indicates the compound was analyzed for, but not detected at or above the noted concentration.
J	Estimated concentration greater than the set method detection limit (MDL) and less than the set reporting limit (PQL).
n	The laboratory does not hold NELAP/TNI accreditation for this method or analyte.
B	The analyte was detected in the associated blank.

CERTIFICATE OF ANALYSIS
This report shall not be reproduced, except in full,
without the written consent of Pace Analytical Energy Services LLC.

Pace Analytical Energy Services LLC
220 William Pitt Way
Pittsburgh, PA 15238
Phone: (412) 826-5245
Fax: (412) 826-3433

QUALITY CONTROL DATA

Workorder: 18801 FORT SMITH, AR / 3437500P

QC Batch: DISG/5304 Analysis Method: AM20GAX

QC Batch Method: AM20GAX

Associated Lab Samples: 188010001, 188010002, 188010003

METHOD BLANK: 41325

Parameter	Units	Blank Result	Reporting Limit	Qualifiers
RISK				
Methane	ug/l	<0.50	0.50	n
Ethane	ug/l	<0.10	0.10	n
Ethene	ug/l	<0.10	0.10	n
Acetylene	ug/l	<0.50	0.50	n

LABORATORY CONTROL SAMPLE & LCSD: 41327 41329

Parameter	Units	Spike Conc.	LCS Result	LCSD Result	LCS % Rec	LCSD % Rec	% Rec Limit	RPD	Max RPD	Qualifiers
RISK										
Methane	ug/l	750	820	870	109	116	80-120	6.2	20	n
Ethane	ug/l	38	41	43	107	113	80-120	5.5	20	n
Ethene	ug/l	35	38	40	109	114	80-120	4.5	20	n
Acetylene	ug/l	33	32	32	97	98	80-120	1	20	n

CERTIFICATE OF ANALYSIS

This report shall not be reproduced, except in full,
without the written consent of Pace Analytical Energy Services LLC.

Pace Analytical Energy Services LLC
220 William Pitt Way
Pittsburgh, PA 15238
Phone: (412) 826-5245
Fax: (412) 826-3433

QUALITY CONTROL DATA

Workorder: 18801 FORT SMITH, AR / 3437500P

QC Batch: EDON/2863 Analysis Method: AM21G

QC Batch Method: AM21G

Associated Lab Samples: 188010001, 188010002, 188010003

METHOD BLANK: 41413

Parameter	Units	Blank Result	Reporting Limit	Qualifiers
EDonors				
Acetic Acid	mg/l	<5.0	5.0	n
Propionic Acid	mg/l	<5.0	5.0	n
Pyruvic Acid	mg/l	<5.0	5.0	n
Butyric Acid	mg/l	<5.0	5.0	n
Lactic Acid	mg/l	<10	10	n

LABORATORY CONTROL SAMPLE: 41414

Parameter	Units	Spike Conc.	LCS Result	LCS % Rec	% Rec Limits	Qualifiers
EDonors						
Acetic Acid	mg/l	100	100	101	70-130	n
Propionic Acid	mg/l	100	100	102	70-130	n
Pyruvic Acid	mg/l	100	100	106	70-130	n
Butyric Acid	mg/l	100	98	98	70-130	n
Lactic Acid	mg/l	100	96	96	70-130	n

MATRIX SPIKE & MATRIX SPIKE DUPLICATE: 41415 41416 Original: 188010001

Parameter	Units	Original Result	Spike Conc.	MS Result	MSD Result	MS % Rec	MSD % Rec	% Rec Limit	RPD	Max RPD	Qualifiers
EDonors											
Acetic Acid	mg/l	0	100	100	100	104	104	70-130	0	20	n
Propionic Acid	mg/l	0	100	100	100	106	105	70-130	0.95	20	n
Pyruvic Acid	mg/l	0	100	110	110	107	108	70-130	0.93	20	n
Butyric Acid	mg/l	0	100	100	100	105	104	70-130	0.96	20	n
Lactic Acid	mg/l	0	100	89	90	89	90	70-130	1.1	20	n

CERTIFICATE OF ANALYSIS

This report shall not be reproduced, except in full,
without the written consent of Pace Analytical Energy Services LLC.

Pace Analytical Energy Services LLC
220 William Pitt Way
Pittsburgh, PA 15238
Phone: (412) 826-5245
Fax: (412) 826-3433

QUALITY CONTROL DATA

Workorder: 18801 FORT SMITH, AR / 3437500P

QC Batch: DISG/5316 Analysis Method: AM20GAX

QC Batch Method: AM20GAX

Associated Lab Samples: 188010004, 188010005, 188010006

METHOD BLANK: 41435

Parameter	Units	Blank Result	Reporting Limit	Qualifiers
RISK				
Hydrogen	nM	<0.60	0.60	B,n

LABORATORY CONTROL SAMPLE & LCSD: 41438 41441

Parameter	Units	Spike Conc.	LCS Result	LCSD Result	LCS % Rec	LCSD % Rec	% Rec Limit	RPD	Max RPD	Qualifiers
RISK										
Hydrogen	nM	24	22	22	92	92	80-120	0	20	B,n

CERTIFICATE OF ANALYSIS

This report shall not be reproduced, except in full,
without the written consent of Pace Analytical Energy Services LLC.

Pace Analytical Energy Services LLC
220 William Pitt Way
Pittsburgh, PA 15238
Phone: (412) 826-5245
Fax: (412) 826-3433

QUALITY CONTROL DATA QUALIFIERS

Workorder: 18801 FORT SMITH, AR / 3437500P

QUALITY CONTROL PARAMETER QUALIFIERS

B	The analyte was detected in the associated blank.
n	The laboratory does not hold NELAP/TNI accreditation for this method or analyte.

CERTIFICATE OF ANALYSIS
This report shall not be reproduced, except in full,
without the written consent of Pace Analytical Energy Services LLC.

Pace Analytical Energy Services LLC
220 William Pitt Way
Pittsburgh, PA 15238
Phone: (412) 826-5245
Fax: (412) 826-3433

QUALITY CONTROL DATA CROSS REFERENCE TABLE

Workorder: 18801 FORT SMITH, AR / 3437500P

Lab ID	Sample ID	Prep Method	Prep Batch	Analysis Method	Analysis Batch
188010001	MW-31R-201604			AM20GAX	DISG/5304
188010002	MW-32R-201604			AM20GAX	DISG/5304
188010003	MW-33R-201604			AM20GAX	DISG/5304
188010001	MW-31R-201604			AM21G	EDON/2863
188010002	MW-32R-201604			AM21G	EDON/2863
188010003	MW-33R-201604			AM21G	EDON/2863
188010004	MW-31R-201604			AM20GAX	DISG/5316
188010005	MW-32R-201604			AM20GAX	DISG/5316
188010006	MW-33R-201604			AM20GAX	DISG/5316

CERTIFICATE OF ANALYSIS
This report shall not be reproduced, except in full,
without the written consent of Pace Analytical Energy Services LLC.

Pace Analytical™ www.pacelabs.com

CHAIN-OF-CUSTODY / Analytical Request Document

The Chain-of-Custody is a LEGAL DOCUMENT. All relevant fields must be completed accurately.

18801

Page: 1 of 1

Section A Required Client Information:		Section B Required Project Information:		Section C Invoice Information:	
Company:	Environ	Report To:	Wendy Stonestreet	Attention:	
Address:	7500 College Blvd., Ste. 925	Copy To:		Company Name:	
	Overland Park, KS 66210			Address:	
Email To:	wstonestreet@environcorp.com	Purchase Order No.:		Pace Quote Reference:	
Phone:	913-553-5926 Fax:	Project Name:	Fort Smith, AR	Pace Project Manager:	Colleen Clyne
Requested Due Date/TAT:	Standard	Project Number:	34375008P	Pace Profile #:	7444, line 1

REGULATORY AGENCY

☐ NPDES ☐ GROUND WATER ☐ DRINKING WATER

☐ UST ☐ RCRA ☒ OTHER ADEQ

Site Location STATE: AR

Section D Required Client Information

SAMPLE ID (A-Z, 0-9 / ,-) Sample IDs MUST BE UNIQUE

Valid Matrix Codes

MATRIX	CODE
DRINKING WATER	DW
WATER	WT
WASTE WATER	WW
PRODUCT	P
SOIL/SOLID	SL
OIL	OL
WIPE	WP
AIR	AR
OTHER	OT
TISSUE	TS

Requested Analysis Filtered (Y/N)

ITEM #	SAMPLE ID	MATRIX CODE (see valid codes to left)	SAMPLE TYPE (G=GRAB C=COMP)	COLLECTED COMPOSITE START DATE	COLLECTED COMPOSITE START TIME	COLLECTED COMPOSITE END/GRAB DATE	COLLECTED COMPOSITE END/GRAB TIME	SAMPLE TEMP AT COLLECTION	# OF CONTAINERS	Preservatives: Unpreserved	H_2SO_4	HNO_3	HCl	NaOH	$Na_2S_2O_3$	Methanol	Other	Analysis Test Y/N	AM20 GAX Hydrogen	AM 21 GAX Volatile Fatty Acids	AM 20 GAX Methane,Ehane,Ethene	AM 20 GAX Acetylene	Residual Chlorine (Y/N)	Pace Project No./ Lab I.D.
1	MW-31R-201604	WT	G			4/18/16	1527		G	X							X		X	X	X	X	N	
2	MW-32R-201604	↓	↓			↓	1445		↓	↓							↓		↓	↓	↓	↓	↓	
3	MW-33R-201604	↓	↓			↓	1625		↓	↓							↓		N/A	↓	↓	↓	↓	
4	MW-31R-201604						1625												X					
5	MW-32R-201604						1704												↓					
6	MW-33R-201604						1730																	
7																								
8																								
9																								
10																								
11																								
12																								

ADDITIONAL COMMENTS	RELINQUISHED BY / AFFILIATION	DATE	TIME	ACCEPTED BY / AFFILIATION	DATE	TIME	SAMPLE CONDITIONS			
Level IV data package required	Lucy Cross / Ramboll Environ	4/18/16	1830	[illegible] PAS	4/19/16	1130	2	Y	Y	Y

SAMPLER NAME AND SIGNATURE

PRINT Name of SAMPLER: Nick Zurmeller

SIGNATURE of SAMPLER: [signature] DATE Signed (MM/DD/YY): 4/18/16

Temp in °C	Received on Ice (Y/N)	Custody Sealed Cooler (Y/N)	Samples Intact (Y/N)

*Important Note: By signing this form you are accepting Pace's NET 30 day payment terms and agreeing to late charges of 1.5% per month for any invoices not paid within 30 days.

F-ALL-Q-020rev.07, 15-Feb-2007

Cooler Receipt Form

Client Name: Environ Project: Fort Smith AR 13437600 P Lab Work Order: 18801

A. Shipping/Container Information (circle appropriate response)

Courier: (FedEx) UPS USPS Client Other:_____ Air bill Present: (Yes) No

Tracking Number: 8097 2669 4048

Custody Seal on Cooler/Box Present: (Yes) No Seals Intact: (Yes) No

Cooler/Box Packing Material: Bubble Wrap Absorbent (Foam) Other:_____

Type of Ice: (Wet) Blue None Ice Intact: (Yes) Melted

Cooler Temperature: 2°C Radiation Screened: Yes (No) Chain of Custody Present: (Yes) No

Comments:_____

B. Laboratory Assignment/Log-in (check appropriate response)

	YES	NO	N/A	Comment Reference non-Conformance
Chain of Custody properly filled out	✓			
Chain of Custody relinquished	✓			
Sampler Name & Signature on COC	✓			
Containers intact	✓			
Were samples in separate bags	✓			
Sample container labels match COC Sample name/date and time collected	✓			
Sufficient volume provided	✓			
PAES containers used	✓			
Are containers properly preserved for the requested testing? (as labeled)	✓			
If an unknown preservation state, were containers checked? Exception: VOA's coliform			✓	If yes, see pH form.
Was volume for dissolved testing field filtered, as noted on the COC? Was volume received in a preserved container?			✓	

Comments:_____

Cooler contents examined/received by: LG Date: 4.19.16

Project Manager Review: ECO Date: 4-20-16

Pace Analytical Services, Inc.
9608 Loiret Blvd.
Lenexa, KS 66219
(913)599-5665

May 24, 2016

Wendy Stonestreet
Ramboll Environ
7500 College Blvd Ste 925
Overland Park, KS 66210

RE: Project: FORT SMITH, AR
Pace Project No.: 60218184

Dear Wendy Stonestreet:
Enclosed are the analytical results for sample(s) received by the laboratory on May 03, 2016. The results relate only to the samples included in this report. Results reported herein conform to the most current TNI standards and the laboratory's Quality Assurance Manual, where applicable, unless otherwise noted in the body of the report.

If you have any questions concerning this report, please feel free to contact me.

Sincerely,

Colleen Clyne
colleen.clyne@pacelabs.com
Project Manager

Enclosures

cc: Tamara Gleason, Ramboll Environ

This report shall not be reproduced, except in full,
without the written consent of Pace Analytical Services, Inc..

Pace Analytical Services, Inc.
9608 Loiret Blvd.
Lenexa, KS 66219
(913)599-5665

CERTIFICATIONS

Project: FORT SMITH, AR
Pace Project No.: 60218184

Kansas Certification IDs

9608 Loiret Boulevard, Lenexa, KS 66219
WY STR Certification #: 2456.01
Arkansas Certification #: 15-016-0
Illinois Certification #: 003097
Iowa Certification #: 118
Kansas/NELAP Certification #: E-10116
Louisiana Certification #: 03055
Nevada Certification #: KS000212008A
Oklahoma Certification #: 9205/9935
Texas Certification #: T104704407
Utah Certification #: KS00021
Kansas Field Laboratory Accreditation: # E-92587

Dallas Certification IDs:

400 West Bethany Dr Suite 190, Allen, TX 75013
EPA# TX00074
Texas Certification #: T104704232-15-12
Texas Certification #: T104704232-14-8
Kansas Certification #: E-10388
Arkansas Certification #: 88-0647
Oklahoma Certification #: 2014-055
Louisiana Certification #: 02007

This report shall not be reproduced, except in full,
without the written consent of Pace Analytical Services, Inc..

Pace Analytical Services, Inc.
9608 Loiret Blvd.
Lenexa, KS 66219
(913)599-5665

SAMPLE SUMMARY

Project: FORT SMITH, AR
Pace Project No.: 60218184

Lab ID	Sample ID	Matrix	Date Collected	Date Received
60218184001	**MW-50R-201605**	Water	05/02/16 14:00	05/03/16 05:00
60218184002	**MW-60R-201605**	Water	05/02/16 17:00	05/03/16 05:00
60218184003	**MW-193-201605**	Water	05/02/16 12:55	05/03/16 05:00
60218184004	**MW-67R-201605**	Water	05/02/16 14:58	05/03/16 05:00
60218184005	**MW-68-201605**	Water	05/02/16 13:55	05/03/16 05:00
60218184006	**MW-55R-201605**	Water	05/02/16 16:29	05/03/16 05:00
60218184007	**MW-66-201605**	Water	05/02/16 13:15	05/03/16 05:00
60218184008	**MW-63R-201605**	Water	05/02/16 17:45	05/03/16 05:00
60218184009	**MW-39R-201605**	Water	05/02/16 13:20	05/03/16 05:00
60218184010	**MW-40R-201605**	Water	05/02/16 15:35	05/03/16 05:00
60218184011	**MW-26-201605**	Water	05/02/16 14:00	05/03/16 05:00
60218184012	**ITMW-20-201605**	Water	05/02/16 17:00	05/03/16 05:00
60218184013	**TB-01-201605**	Water	05/02/16 12:55	05/03/16 05:00
60218184014	**TB-02-201605**	Water	05/02/16 12:55	05/03/16 05:00
60218184015	**TB-03-201605**	Water	05/02/16 12:55	05/03/16 05:00
60218184016	**EB-01-201605**	Water	05/02/16 16:45	05/03/16 05:00
60218184017	**EB-02-201605**	Water	05/02/16 17:00	05/03/16 05:00

This report shall not be reproduced, except in full,
without the written consent of Pace Analytical Services, Inc..

Pace Analytical Services, Inc.
9608 Loiret Blvd.
Lenexa, KS 66219
(913)599-5665

SAMPLE ANALYTE COUNT

Project: FORT SMITH, AR
Pace Project No.: 60218184

Lab ID	Sample ID	Method	Analysts	Analytes Reported	Laboratory
60218184001	**MW-50R-201605**	EPA 8015 - Alcohol	MS1	1	PASI-D
		EPA 6010	TDS	2	PASI-K
		EPA 5030B/8260	PGH	38	PASI-K
		SM 2320B	HMM	3	PASI-K
		SM 3500-Fe B#4	TJG	1	PASI-K
		SM 4500-H+B	TJG	1	PASI-K
		SM 4500-S-2 D	HMM	1	PASI-K
		EPA 300.0	OL	2	PASI-K
		EPA 350.1	RAB	1	PASI-K
		EPA 353.2	CRS	3	PASI-K
		SM 4500-CO2 D	TJG	1	PASI-K
		SM 5310C	LDB	1	PASI-K
		SM 4500-P E	AR1	1	PASI-D
60218184002	**MW-60R-201605**	EPA 8015 - Alcohol	MS1	1	PASI-D
		EPA 6010	TDS	2	PASI-K
		EPA 5030B/8260	PGH	38	PASI-K
		SM 2320B	HMM	3	PASI-K
		SM 3500-Fe B#4	TJG	1	PASI-K
		SM 4500-H+B	TJG	1	PASI-K
		SM 4500-S-2 D	HMM	1	PASI-K
		EPA 300.0	OL	2	PASI-K
		EPA 350.1	RAB	1	PASI-K
		EPA 353.2	CRS	3	PASI-K
		SM 4500-CO2 D	TJG	1	PASI-K
		SM 5310C	LDB	1	PASI-K
		SM 4500-P E	AR1	1	PASI-D
60218184003	**MW-193-201605**	EPA 8015 - Alcohol	MS1	1	PASI-D
		EPA 6010	TDS	2	PASI-K
		EPA 5030B/8260	PGH	38	PASI-K
		SM 2320B	HMM	3	PASI-K
		SM 3500-Fe B#4	TJG	1	PASI-K
		SM 4500-H+B	TJG	1	PASI-K
		SM 4500-S-2 D	HMM	1	PASI-K
		EPA 300.0	OL	2	PASI-K
		EPA 350.1	RAB	1	PASI-K
		EPA 353.2	CRS	3	PASI-K
		SM 4500-CO2 D	TJG	1	PASI-K

This report shall not be reproduced, except in full,
without the written consent of Pace Analytical Services, Inc..

Pace Analytical Services, Inc.
9608 Loiret Blvd.
Lenexa, KS 66219
(913)599-5665

SAMPLE ANALYTE COUNT

Project: FORT SMITH, AR
Pace Project No.: 60218184

Lab ID	Sample ID	Method	Analysts	Analytes Reported	Laboratory
		SM 5310C	LDB	1	PASI-K
		SM 4500-P E	AR1	1	PASI-D
60218184004	**MW-67R-201605**	EPA 8015 - Alcohol	MS1	1	PASI-D
		EPA 6010	TDS	2	PASI-K
		EPA 5030B/8260	PGH	38	PASI-K
		SM 2320B	HMM	3	PASI-K
		SM 3500-Fe B#4	TJG	1	PASI-K
		SM 4500-H+B	TJG	1	PASI-K
		SM 4500-S-2 D	HMM	1	PASI-K
		EPA 300.0	OL	2	PASI-K
		EPA 350.1	RAB	1	PASI-K
		EPA 353.2	CRS	3	PASI-K
		SM 4500-CO2 D	TJG	1	PASI-K
		SM 5310C	LDB	1	PASI-K
		SM 4500-P E	AR1	1	PASI-D
60218184005	**MW-68-201605**	EPA 8015 - Alcohol	MS1	1	PASI-D
		EPA 6010	TDS	2	PASI-K
		EPA 5030B/8260	PGH	38	PASI-K
		SM 2320B	HMM	3	PASI-K
		SM 3500-Fe B#4	TJG	1	PASI-K
		SM 4500-H+B	TJG	1	PASI-K
		SM 4500-S-2 D	HMM	1	PASI-K
		EPA 300.0	OL	2	PASI-K
		EPA 350.1	RAB	1	PASI-K
		EPA 353.2	CRS	3	PASI-K
		SM 4500-CO2 D	TJG	1	PASI-K
		SM 5310C	LDB	1	PASI-K
		SM 4500-P E	AR1	1	PASI-D
60218184006	**MW-55R-201605**	EPA 8015 - Alcohol	MS1	1	PASI-D
		EPA 6010	TDS	2	PASI-K
		EPA 5030B/8260	PGH	38	PASI-K
		SM 2320B	HMM	3	PASI-K
		SM 3500-Fe B#4	TJG	1	PASI-K
		SM 4500-H+B	TJG	1	PASI-K
		SM 4500-S-2 D	HMM	1	PASI-K
		EPA 300.0	OL	2	PASI-K
		EPA 350.1	RAB	1	PASI-K

This report shall not be reproduced, except in full,
without the written consent of Pace Analytical Services, Inc..

Pace Analytical Services, Inc.
9608 Loiret Blvd.
Lenexa, KS 66219
(913)599-5665

SAMPLE ANALYTE COUNT

Project: FORT SMITH, AR
Pace Project No.: 60218184

Lab ID	Sample ID	Method	Analysts	Analytes Reported	Laboratory
		EPA 353.2	CRS	3	PASI-K
		SM 4500-CO2 D	TJG	1	PASI-K
		SM 5310C	LDB	1	PASI-K
		SM 4500-P E	AR1	1	PASI-D
60218184007	**MW-66-201605**	EPA 8015 - Alcohol	MS1	1	PASI-D
		EPA 6010	TDS	2	PASI-K
		EPA 5030B/8260	PGH	38	PASI-K
		SM 2320B	HMM	3	PASI-K
		SM 3500-Fe B#4	TJG	1	PASI-K
		SM 4500-H+B	TJG	1	PASI-K
		SM 4500-S-2 D	HMM	1	PASI-K
		EPA 300.0	OL	2	PASI-K
		EPA 350.1	RAB	1	PASI-K
		EPA 353.2	CRS	3	PASI-K
		SM 4500-CO2 D	TJG	1	PASI-K
		SM 5310C	LDB	1	PASI-K
		SM 4500-P E	AR1	1	PASI-D
60218184008	**MW-63R-201605**	EPA 8015 - Alcohol	MS1	1	PASI-D
		EPA 6010	TDS	2	PASI-K
		EPA 5030B/8260	PGH	38	PASI-K
		SM 2320B	HMM	3	PASI-K
		SM 3500-Fe B#4	TJG	1	PASI-K
		SM 4500-H+B	TJG	1	PASI-K
		SM 4500-S-2 D	HMM	1	PASI-K
		EPA 300.0	OL	2	PASI-K
		EPA 350.1	RAB	1	PASI-K
		EPA 353.2	CRS	3	PASI-K
		SM 4500-CO2 D	TJG	1	PASI-K
		SM 5310C	LDB	1	PASI-K
		SM 4500-P E	AR1	1	PASI-D
60218184009	**MW-39R-201605**	EPA 8015 - Alcohol	MS1	1	PASI-D
		EPA 6010	TDS	2	PASI-K
		EPA 5030B/8260	PGH	38	PASI-K
		SM 2320B	HMM	3	PASI-K
		SM 3500-Fe B#4	TJG	1	PASI-K
		SM 4500-H+B	TJG	1	PASI-K
		SM 4500-S-2 D	HMM	1	PASI-K

This report shall not be reproduced, except in full,
without the written consent of Pace Analytical Services, Inc..

Pace Analytical Services, Inc.
9608 Loiret Blvd.
Lenexa, KS 66219
(913)599-5665

SAMPLE ANALYTE COUNT

Project: FORT SMITH, AR
Pace Project No.: 60218184

Lab ID	Sample ID	Method	Analysts	Analytes Reported	Laboratory
		EPA 300.0	OL	2	PASI-K
		EPA 350.1	RAB	1	PASI-K
		EPA 353.2	CRS	3	PASI-K
		SM 4500-CO2 D	TJG	1	PASI-K
		SM 5310C	LDB	1	PASI-K
		SM 4500-P E	AR1	1	PASI-D
60218184010	**MW-40R-201605**	EPA 8015 - Alcohol	MS1	1	PASI-D
		EPA 6010	TDS	2	PASI-K
		EPA 5030B/8260	PGH	38	PASI-K
		SM 2320B	HMM	3	PASI-K
		SM 3500-Fe B#4	TJG	1	PASI-K
		SM 4500-H+B	TJG	1	PASI-K
		SM 4500-S-2 D	HMM	1	PASI-K
		EPA 300.0	OL	2	PASI-K
		EPA 350.1	RAB	1	PASI-K
		EPA 353.2	CRS	3	PASI-K
		SM 4500-CO2 D	TJG	1	PASI-K
		SM 5310C	LDB	1	PASI-K
		SM 4500-P E	AR1	1	PASI-D
60218184011	**MW-26-201605**	EPA 8015 - Alcohol	MS1	1	PASI-D
		EPA 6010	TDS	2	PASI-K
		EPA 5030B/8260	PGH	38	PASI-K
		SM 2320B	HMM	3	PASI-K
		SM 3500-Fe B#4	TJG	1	PASI-K
		SM 4500-H+B	TJG	1	PASI-K
		SM 4500-S-2 D	HMM	1	PASI-K
		EPA 300.0	OL	2	PASI-K
		EPA 350.1	RAB	1	PASI-K
		EPA 353.2	CRS	3	PASI-K
		SM 4500-CO2 D	TJG	1	PASI-K
		SM 5310C	LDB	1	PASI-K
		SM 4500-P E	AR1	1	PASI-D
60218184012	**ITMW-20-201605**	EPA 8015 - Alcohol	MS1	1	PASI-D
		EPA 6010	TDS	2	PASI-K
		EPA 5030B/8260	PGH	38	PASI-K
		SM 2320B	HMM	3	PASI-K
		SM 3500-Fe B#4	TJG	1	PASI-K

This report shall not be reproduced, except in full,
without the written consent of Pace Analytical Services, Inc..

Pace Analytical Services, Inc.
9608 Loiret Blvd.
Lenexa, KS 66219
(913)599-5665

SAMPLE ANALYTE COUNT

Project: FORT SMITH, AR
Pace Project No.: 60218184

Lab ID	Sample ID	Method	Analysts	Analytes Reported	Laboratory
		SM 4500-H+B	TJG	1	PASI-K
		SM 4500-S-2 D	HMM	1	PASI-K
		EPA 300.0	OL	2	PASI-K
		EPA 350.1	RAB	1	PASI-K
		EPA 353.2	CRS	3	PASI-K
		SM 4500-CO2 D	TJG	1	PASI-K
		SM 5310C	LDB	1	PASI-K
		SM 4500-P E	AR1	1	PASI-D
60218184013	**TB-01-201605**	EPA 5030B/8260	PGH	38	PASI-K
60218184014	**TB-02-201605**	EPA 5030B/8260	PGH	38	PASI-K
60218184015	**TB-03-201605**	EPA 5030B/8260	PGH	38	PASI-K
60218184016	**EB-01-201605**	EPA 5030B/8260	PGH	38	PASI-K
60218184017	**EB-02-201605**	EPA 5030B/8260	PGH	38	PASI-K

This report shall not be reproduced, except in full,
without the written consent of Pace Analytical Services, Inc..

Pace Analytical Services, Inc.
9608 Loiret Blvd.
Lenexa, KS 66219
(913)599-5665

PROJECT NARRATIVE

Project: FORT SMITH, AR
Pace Project No.: 60218184

Method: **EPA 8015 - Alcohol**
Description: Alcohol by Direct Inject GCFID
Client: Ramboll Environ_AR
Date: May 24, 2016

General Information:
12 samples were analyzed for EPA 8015 - Alcohol. All samples were received in acceptable condition with any exceptions noted below or on the chain-of custody and/or the sample condition upon receipt form (SCUR) attached at the end of this report.

Hold Time:
The samples were analyzed within the method required hold times with any exceptions noted below.

Initial Calibrations (including MS Tune as applicable):
All criteria were within method requirements with any exceptions noted below.

Continuing Calibration:
All criteria were within method requirements with any exceptions noted below.

Surrogates:
All surrogates were within QC limits with any exceptions noted below.

Method Blank:
All analytes were below the report limit in the method blank, where applicable, with any exceptions noted below.

Laboratory Control Spike:
All laboratory control spike compounds were within QC limits with any exceptions noted below.

Matrix Spikes:
All percent recoveries and relative percent differences (RPDs) were within acceptance criteria with any exceptions noted below.

Additional Comments:

This report shall not be reproduced, except in full,
without the written consent of Pace Analytical Services, Inc..

Pace Analytical Services, Inc.
9608 Loiret Blvd.
Lenexa, KS 66219
(913)599-5665

PROJECT NARRATIVE

Project: FORT SMITH, AR
Pace Project No.: 60218184

Method: **EPA 6010**
Description: 6010 MET ICP
Client: Ramboll Environ_AR
Date: May 24, 2016

General Information:
12 samples were analyzed for EPA 6010. All samples were received in acceptable condition with any exceptions noted below or on the chain-of custody and/or the sample condition upon receipt form (SCUR) attached at the end of this report.

Hold Time:
The samples were analyzed within the method required hold times with any exceptions noted below.

Sample Preparation:
The samples were prepared in accordance with EPA 3010 with any exceptions noted below.

Initial Calibrations (including MS Tune as applicable):
All criteria were within method requirements with any exceptions noted below.

Continuing Calibration:
All criteria were within method requirements with any exceptions noted below.

Method Blank:
All analytes were below the report limit in the method blank, where applicable, with any exceptions noted below.

Laboratory Control Spike:
All laboratory control spike compounds were within QC limits with any exceptions noted below.

Matrix Spikes:
All percent recoveries and relative percent differences (RPDs) were within acceptance criteria with any exceptions noted below.

Additional Comments:

This report shall not be reproduced, except in full,
without the written consent of Pace Analytical Services, Inc..

Pace Analytical Services, Inc.
9608 Loiret Blvd.
Lenexa, KS 66219
(913)599-5665

PROJECT NARRATIVE

Project: FORT SMITH, AR
Pace Project No.: 60218184

Method: **EPA 5030B/8260**
Description: 8260 MSV
Client: Ramboll Environ_AR
Date: May 24, 2016

General Information:
17 samples were analyzed for EPA 5030B/8260. All samples were received in acceptable condition with any exceptions noted below or on the chain-of custody and/or the sample condition upon receipt form (SCUR) attached at the end of this report.

Hold Time:
The samples were analyzed within the method required hold times with any exceptions noted below.

Initial Calibrations (including MS Tune as applicable):
All criteria were within method requirements with any exceptions noted below.

Continuing Calibration:
All criteria were within method requirements with any exceptions noted below.

Internal Standards:
All internal standards were within QC limits with any exceptions noted below.

Surrogates:
All surrogates were within QC limits with any exceptions noted below.

Method Blank:
All analytes were below the report limit in the method blank, where applicable, with any exceptions noted below.

Laboratory Control Spike:
All laboratory control spike compounds were within QC limits with any exceptions noted below.

Matrix Spikes:
All percent recoveries and relative percent differences (RPDs) were within acceptance criteria with any exceptions noted below.

QC Batch: MSV/75624

A matrix spike and/or matrix spike duplicate (MS/MSD) were performed on the following sample(s): 60218184006,60218184012

M1: Matrix spike recovery exceeded QC limits. Batch accepted based on laboratory control sample (LCS) recovery.

- MS (Lab ID: 1753107)
  - Trichloroethene

R1: RPD value was outside control limits.

- MSD (Lab ID: 1753106)
  - 1,1,2,2-Tetrachloroethane
  - Dibromochloromethane
- MSD (Lab ID: 1753108)
  - Styrene
  - Trichloroethene

Additional Comments:

This report shall not be reproduced, except in full,
without the written consent of Pace Analytical Services, Inc..

Pace Analytical Services, Inc.
9608 Loiret Blvd.
Lenexa, KS 66219
(913)599-5665

PROJECT NARRATIVE

Project: FORT SMITH, AR
Pace Project No.: 60218184

Method: **SM 2320B**
Description: 2320B Alkalinity
Client: Ramboll Environ_AR
Date: May 24, 2016

General Information:
12 samples were analyzed for SM 2320B. All samples were received in acceptable condition with any exceptions noted below or on the chain-of custody and/or the sample condition upon receipt form (SCUR) attached at the end of this report.

Hold Time:
The samples were analyzed within the method required hold times with any exceptions noted below.

Method Blank:
All analytes were below the report limit in the method blank, where applicable, with any exceptions noted below.

Laboratory Control Spike:
All laboratory control spike compounds were within QC limits with any exceptions noted below.

Matrix Spikes:
All percent recoveries and relative percent differences (RPDs) were within acceptance criteria with any exceptions noted below.

Duplicate Sample:
All duplicate sample results were within method acceptance criteria with any exceptions noted below.

Additional Comments:

This report shall not be reproduced, except in full,
without the written consent of Pace Analytical Services, Inc..

Pace Analytical Services, Inc.
9608 Loiret Blvd.
Lenexa, KS 66219
(913)599-5665

PROJECT NARRATIVE

Project: FORT SMITH, AR
Pace Project No.: 60218184

Method: **SM 3500-Fe B#4**
Description: Iron, Ferric (Calculation)
Client: Ramboll Environ_AR
Date: May 24, 2016

General Information:
12 samples were analyzed for SM 3500-Fe B#4. All samples were received in acceptable condition with any exceptions noted below or on the chain-of custody and/or the sample condition upon receipt form (SCUR) attached at the end of this report.

Hold Time:
The samples were analyzed within the method required hold times with any exceptions noted below.

Method Blank:
All analytes were below the report limit in the method blank, where applicable, with any exceptions noted below.

Laboratory Control Spike:
All laboratory control spike compounds were within QC limits with any exceptions noted below.

Matrix Spikes:
All percent recoveries and relative percent differences (RPDs) were within acceptance criteria with any exceptions noted below.

Additional Comments:

Batch Comments:

Ferrous Fe performed in the field
- QC Batch: WET / 61805
- QC Batch: WET / 61838

This report shall not be reproduced, except in full,
without the written consent of Pace Analytical Services, Inc..

Pace Analytical Services, Inc.
9608 Loiret Blvd.
Lenexa, KS 66219
(913)599-5665

PROJECT NARRATIVE

Project: FORT SMITH, AR
Pace Project No.: 60218184

Method: **SM 4500-H+B**
Description: 4500H+ pH, Electrometric
Client: Ramboll Environ_AR
Date: May 24, 2016

General Information:
12 samples were analyzed for SM 4500-H+B. All samples were received in acceptable condition with any exceptions noted below or on the chain-of custody and/or the sample condition upon receipt form (SCUR) attached at the end of this report.

Hold Time:
The samples were analyzed within the method required hold times with any exceptions noted below.

H6: Analysis initiated outside of the 15 minute EPA required holding time.
- ITMW-20-201605 (Lab ID: 60218184012)
- MW-193-201605 (Lab ID: 60218184003)
- MW-26-201605 (Lab ID: 60218184011)
- MW-39R-201605 (Lab ID: 60218184009)
- MW-40R-201605 (Lab ID: 60218184010)
- MW-50R-201605 (Lab ID: 60218184001)
- MW-55R-201605 (Lab ID: 60218184006)
- MW-60R-201605 (Lab ID: 60218184002)
- MW-63R-201605 (Lab ID: 60218184008)
- MW-66-201605 (Lab ID: 60218184007)
- MW-67R-201605 (Lab ID: 60218184004)
- MW-68-201605 (Lab ID: 60218184005)

Method Blank:
All analytes were below the report limit in the method blank, where applicable, with any exceptions noted below.

Laboratory Control Spike:
All laboratory control spike compounds were within QC limits with any exceptions noted below.

Matrix Spikes:
All percent recoveries and relative percent differences (RPDs) were within acceptance criteria with any exceptions noted below.

Additional Comments:

Batch Comments:

Field pH
- QC Batch: WET / 61809

This report shall not be reproduced, except in full,
without the written consent of Pace Analytical Services, Inc..

Pace Analytical Services, Inc.
9608 Loiret Blvd.
Lenexa, KS 66219
(913)599-5665

PROJECT NARRATIVE

Project: FORT SMITH, AR
Pace Project No.: 60218184

Method: **SM 4500-S-2 D**
Description: 4500S2D Sulfide, Total
Client: Ramboll Environ_AR
Date: May 24, 2016

General Information:
12 samples were analyzed for SM 4500-S-2 D. All samples were received in acceptable condition with any exceptions noted below or on the chain-of custody and/or the sample condition upon receipt form (SCUR) attached at the end of this report.

Hold Time:
The samples were analyzed within the method required hold times with any exceptions noted below.

Method Blank:
All analytes were below the report limit in the method blank, where applicable, with any exceptions noted below.

Laboratory Control Spike:
All laboratory control spike compounds were within QC limits with any exceptions noted below.

Matrix Spikes:
All percent recoveries and relative percent differences (RPDs) were within acceptance criteria with any exceptions noted below.

Duplicate Sample:
All duplicate sample results were within method acceptance criteria with any exceptions noted below.

Additional Comments:

This report shall not be reproduced, except in full,
without the written consent of Pace Analytical Services, Inc..

Pace Analytical Services, Inc.
9608 Loiret Blvd.
Lenexa, KS 66219
(913)599-5665

PROJECT NARRATIVE

Project: FORT SMITH, AR
Pace Project No.: 60218184

Method: **EPA 300.0**
Description: 300.0 IC Anions 28 Days
Client: Ramboll Environ_AR
Date: May 24, 2016

General Information:
12 samples were analyzed for EPA 300.0. All samples were received in acceptable condition with any exceptions noted below or on the chain-of custody and/or the sample condition upon receipt form (SCUR) attached at the end of this report.

Hold Time:
The samples were analyzed within the method required hold times with any exceptions noted below.

Initial Calibrations (including MS Tune as applicable):
All criteria were within method requirements with any exceptions noted below.

Continuing Calibration:
All criteria were within method requirements with any exceptions noted below.

Method Blank:
All analytes were below the report limit in the method blank, where applicable, with any exceptions noted below.

Laboratory Control Spike:
All laboratory control spike compounds were within QC limits with any exceptions noted below.

Matrix Spikes:
All percent recoveries and relative percent differences (RPDs) were within acceptance criteria with any exceptions noted below.

Additional Comments:

This report shall not be reproduced, except in full,
without the written consent of Pace Analytical Services, Inc..

Pace Analytical Services, Inc.
9608 Loiret Blvd.
Lenexa, KS 66219
(913)599-5665

PROJECT NARRATIVE

Project: FORT SMITH, AR
Pace Project No.: 60218184

Method: **EPA 350.1**
Description: 350.1 Ammonia
Client: Ramboll Environ_AR
Date: May 24, 2016

General Information:
12 samples were analyzed for EPA 350.1. All samples were received in acceptable condition with any exceptions noted below or on the chain-of custody and/or the sample condition upon receipt form (SCUR) attached at the end of this report.

Hold Time:
The samples were analyzed within the method required hold times with any exceptions noted below.

Initial Calibrations (including MS Tune as applicable):
All criteria were within method requirements with any exceptions noted below.

Continuing Calibration:
All criteria were within method requirements with any exceptions noted below.

Method Blank:
All analytes were below the report limit in the method blank, where applicable, with any exceptions noted below.

Laboratory Control Spike:
All laboratory control spike compounds were within QC limits with any exceptions noted below.

Matrix Spikes:
All percent recoveries and relative percent differences (RPDs) were within acceptance criteria with any exceptions noted below.

Duplicate Sample:
All duplicate sample results were within method acceptance criteria with any exceptions noted below.

Additional Comments:

This report shall not be reproduced, except in full,
without the written consent of Pace Analytical Services, Inc..

Pace Analytical Services, Inc.
9608 Loiret Blvd.
Lenexa, KS 66219
(913)599-5665

PROJECT NARRATIVE

Project: FORT SMITH, AR
Pace Project No.: 60218184

Method: **EPA 353.2**
Description: 353.2 Nitrogen, NO2/NO3 unpres
Client: Ramboll Environ_AR
Date: May 24, 2016

General Information:
12 samples were analyzed for EPA 353.2. All samples were received in acceptable condition with any exceptions noted below or on the chain-of custody and/or the sample condition upon receipt form (SCUR) attached at the end of this report.

Hold Time:
The samples were analyzed within the method required hold times with any exceptions noted below.

Initial Calibrations (including MS Tune as applicable):
All criteria were within method requirements with any exceptions noted below.

Continuing Calibration:
All criteria were within method requirements with any exceptions noted below.

Method Blank:
All analytes were below the report limit in the method blank, where applicable, with any exceptions noted below.

Laboratory Control Spike:
All laboratory control spike compounds were within QC limits with any exceptions noted below.

Matrix Spikes:
All percent recoveries and relative percent differences (RPDs) were within acceptance criteria with any exceptions noted below.

Duplicate Sample:
All duplicate sample results were within method acceptance criteria with any exceptions noted below.

Additional Comments:

This report shall not be reproduced, except in full,
without the written consent of Pace Analytical Services, Inc..

Pace Analytical Services, Inc.
9608 Loiret Blvd.
Lenexa, KS 66219
(913)599-5665

PROJECT NARRATIVE

Project: FORT SMITH, AR
Pace Project No.: 60218184

Method: **SM 4500-CO2 D**
Description: Total Carbon Dioxide Calc
Client: Ramboll Environ_AR
Date: May 24, 2016

General Information:
12 samples were analyzed for SM 4500-CO2 D. All samples were received in acceptable condition with any exceptions noted below or on the chain-of custody and/or the sample condition upon receipt form (SCUR) attached at the end of this report.

Hold Time:
The samples were analyzed within the method required hold times with any exceptions noted below.

Initial Calibrations (including MS Tune as applicable):
All criteria were within method requirements with any exceptions noted below.

Continuing Calibration:
All criteria were within method requirements with any exceptions noted below.

Method Blank:
All analytes were below the report limit in the method blank, where applicable, with any exceptions noted below.

Laboratory Control Spike:
All laboratory control spike compounds were within QC limits with any exceptions noted below.

Matrix Spikes:
All percent recoveries and relative percent differences (RPDs) were within acceptance criteria with any exceptions noted below.

Additional Comments:

This report shall not be reproduced, except in full,
without the written consent of Pace Analytical Services, Inc..

Pace Analytical Services, Inc.
9608 Loiret Blvd.
Lenexa, KS 66219
(913)599-5665

PROJECT NARRATIVE

Project: FORT SMITH, AR
Pace Project No.: 60218184

Method: **SM 5310C**
Description: 5310C TOC
Client: Ramboll Environ_AR
Date: May 24, 2016

General Information:
12 samples were analyzed for SM 5310C. All samples were received in acceptable condition with any exceptions noted below or on the chain-of custody and/or the sample condition upon receipt form (SCUR) attached at the end of this report.

Hold Time:
The samples were analyzed within the method required hold times with any exceptions noted below.

Initial Calibrations (including MS Tune as applicable):
All criteria were within method requirements with any exceptions noted below.

Continuing Calibration:
All criteria were within method requirements with any exceptions noted below.

Method Blank:
All analytes were below the report limit in the method blank, where applicable, with any exceptions noted below.

QC Batch: WETA/39388

B: Analyte was detected in the associated method blank.

- BLANK for HBN 429613 [WETA/393 (Lab ID: 1755250)
  - Total Organic Carbon

Laboratory Control Spike:
All laboratory control spike compounds were within QC limits with any exceptions noted below.

Matrix Spikes:
All percent recoveries and relative percent differences (RPDs) were within acceptance criteria with any exceptions noted below.

QC Batch: WETA/39388

A matrix spike and/or matrix spike duplicate (MS/MSD) were performed on the following sample(s): 60218184009

M1: Matrix spike recovery exceeded QC limits. Batch accepted based on laboratory control sample (LCS) recovery.

- MS (Lab ID: 1755252)
  - Total Organic Carbon

Duplicate Sample:
All duplicate sample results were within method acceptance criteria with any exceptions noted below.

Additional Comments:

This report shall not be reproduced, except in full,
without the written consent of Pace Analytical Services, Inc..

Pace Analytical Services, Inc.
9608 Loiret Blvd.
Lenexa, KS 66219
(913)599-5665

PROJECT NARRATIVE

Project: FORT SMITH, AR
Pace Project No.: 60218184

Method: **SM 4500-P E**
Description: SM4500P-E, Total Phosphorus
Client: Ramboll Environ_AR
Date: May 24, 2016

General Information:
12 samples were analyzed for SM 4500-P E. All samples were received in acceptable condition with any exceptions noted below or on the chain-of custody and/or the sample condition upon receipt form (SCUR) attached at the end of this report.

Hold Time:
The samples were analyzed within the method required hold times with any exceptions noted below.

Sample Preparation:
The samples were prepared in accordance with SM4500-P B with any exceptions noted below.

Initial Calibrations (including MS Tune as applicable):
All criteria were within method requirements with any exceptions noted below.

Continuing Calibration:
All criteria were within method requirements with any exceptions noted below.

Method Blank:
All analytes were below the report limit in the method blank, where applicable, with any exceptions noted below.

Laboratory Control Spike:
All laboratory control spike compounds were within QC limits with any exceptions noted below.

Matrix Spikes:
All percent recoveries and relative percent differences (RPDs) were within acceptance criteria with any exceptions noted below.

Additional Comments:

This data package has been reviewed for quality and completeness and is approved for release.

This report shall not be reproduced, except in full,
without the written consent of Pace Analytical Services, Inc..

Pace Analytical Services, Inc.
9608 Loiret Blvd.
Lenexa, KS 66219
(913)599-5665

ANALYTICAL RESULTS

Project: FORT SMITH, AR
Pace Project No.: 60218184

Sample: MW-50R-201605 **Lab ID: 60218184001** Collected: 05/02/16 14:00 Received: 05/03/16 05:00 Matrix: Water

Parameters	Results	Units	Report Limit	MDL	DF	Prepared	Analyzed	CAS No.	Qual
Alcohol by Direct Inject GCFID	Analytical Method: EPA 8015 - Alcohol								
2-Chloroethanol	ND	ug/L	10000	1510	1		05/06/16 12:54	107-07-3	
6010 MET ICP	Analytical Method: EPA 6010 Preparation Method: EPA 3010								
Iron	**3170**	ug/L	50.0	8.8	1	05/03/16 14:40	05/04/16 11:09	7439-89-6	
Manganese	**76.3**	ug/L	5.0	0.25	1	05/03/16 14:40	05/04/16 11:09	7439-96-5	
8260 MSV	Analytical Method: EPA 5030B/8260								
Acetone	ND	ug/L	10.0	1.9	1		05/07/16 03:28	67-64-1	
Benzene	ND	ug/L	1.0	0.060	1		05/07/16 03:28	71-43-2	
Bromodichloromethane	ND	ug/L	1.0	0.19	1		05/07/16 03:28	75-27-4	
Bromoform	ND	ug/L	1.0	0.070	1		05/07/16 03:28	75-25-2	
Bromomethane	ND	ug/L	5.0	0.16	1		05/07/16 03:28	74-83-9	
2-Butanone (MEK)	ND	ug/L	10.0	0.59	1		05/07/16 03:28	78-93-3	
Carbon disulfide	ND	ug/L	5.0	0.12	1		05/07/16 03:28	75-15-0	
Carbon tetrachloride	ND	ug/L	1.0	0.18	1		05/07/16 03:28	56-23-5	
Chlorobenzene	ND	ug/L	1.0	0.21	1		05/07/16 03:28	108-90-7	
Chloroethane	ND	ug/L	1.0	0.15	1		05/07/16 03:28	75-00-3	
Chloroform	ND	ug/L	1.0	0.14	1		05/07/16 03:28	67-66-3	
Chloromethane	ND	ug/L	1.0	0.080	1		05/07/16 03:28	74-87-3	
Dibromochloromethane	ND	ug/L	1.0	0.21	1		05/07/16 03:28	124-48-1	
1,1-Dichloroethane	ND	ug/L	1.0	0.050	1		05/07/16 03:28	75-34-3	
1,2-Dichloroethane	ND	ug/L	1.0	0.12	1		05/07/16 03:28	107-06-2	
1,1-Dichloroethene	ND	ug/L	1.0	0.20	1		05/07/16 03:28	75-35-4	
cis-1,2-Dichloroethene	ND	ug/L	1.0	0.080	1		05/07/16 03:28	156-59-2	
trans-1,2-Dichloroethene	ND	ug/L	1.0	0.20	1		05/07/16 03:28	156-60-5	
1,2-Dichloropropane	ND	ug/L	1.0	0.16	1		05/07/16 03:28	78-87-5	
cis-1,3-Dichloropropene	ND	ug/L	1.0	0.14	1		05/07/16 03:28	10061-01-5	
trans-1,3-Dichloropropene	ND	ug/L	1.0	0.12	1		05/07/16 03:28	10061-02-6	
Ethylbenzene	ND	ug/L	1.0	0.18	1		05/07/16 03:28	100-41-4	
2-Hexanone	ND	ug/L	10.0	1.2	1		05/07/16 03:28	591-78-6	
Methylene chloride	ND	ug/L	1.0	0.15	1		05/07/16 03:28	75-09-2	
4-Methyl-2-pentanone (MIBK)	ND	ug/L	10.0	0.42	1		05/07/16 03:28	108-10-1	
Styrene	ND	ug/L	1.0	0.12	1		05/07/16 03:28	100-42-5	
1,1,2,2-Tetrachloroethane	ND	ug/L	1.0	0.15	1		05/07/16 03:28	79-34-5	
Tetrachloroethene	ND	ug/L	1.0	0.10	1		05/07/16 03:28	127-18-4	
Toluene	ND	ug/L	1.0	0.17	1		05/07/16 03:28	108-88-3	
1,1,1-Trichloroethane	ND	ug/L	1.0	0.11	1		05/07/16 03:28	71-55-6	
1,1,2-Trichloroethane	ND	ug/L	1.0	0.20	1		05/07/16 03:28	79-00-5	
Trichloroethene	**0.46J**	ug/L	1.0	0.17	1		05/07/16 03:28	79-01-6	
Vinyl chloride	ND	ug/L	1.0	0.13	1		05/07/16 03:28	75-01-4	
Xylene (Total)	ND	ug/L	3.0	0.42	1		05/07/16 03:28	1330-20-7	
Surrogates									
4-Bromofluorobenzene (S)	103	%	77-130		1		05/07/16 03:28	460-00-4	
1,2-Dichloroethane-d4 (S)	103	%	81-127		1		05/07/16 03:28	17060-07-0	
Toluene-d8 (S)	99	%	80-120		1		05/07/16 03:28	2037-26-5	
Preservation pH	**1.0**		0.10	0.10	1		05/07/16 03:28		

REPORT OF LABORATORY ANALYSIS

This report shall not be reproduced, except in full,
without the written consent of Pace Analytical Services, Inc..

Pace Analytical Services, Inc.
9608 Loiret Blvd.
Lenexa, KS 66219
(913)599-5665

ANALYTICAL RESULTS

Project: FORT SMITH, AR
Pace Project No.: 60218184

Sample: MW-50R-201605 **Lab ID: 60218184001** Collected: 05/02/16 14:00 Received: 05/03/16 05:00 Matrix: Water

Parameters	Results	Units	Report Limit	MDL	DF	Prepared	Analyzed	CAS No.	Qual
2320B Alkalinity	Analytical Method: SM 2320B								
Alkalinity,Bicarbonate (CaCO3)	**198**	mg/L	20.0	2.0	1		05/05/16 10:13		
Alkalinity, Carbonate (CaCO3)	ND	mg/L	20.0	2.0	1		05/05/16 10:13		
Alkalinity, Total as CaCO3	**198**	mg/L	20.0	2.0	1		05/05/16 10:13		
Iron, Ferric (Calculation)	Analytical Method: SM 3500-Fe B#4								
Iron, Ferric	**3.0**	mg/L	0.20		1		05/16/16 00:00	7439-89-6	
4500H+ pH, Electrometric	Analytical Method: SM 4500-H+B								
pH at 25 Degrees C	**6.6**	Std. Units	0.10	0.10	1		05/02/16 17:00		H6
4500S2D Sulfide, Total	Analytical Method: SM 4500-S-2 D								
Sulfide, Total	**0.014J**	mg/L	0.050	0.012	1		05/03/16 15:48	18496-25-8	
300.0 IC Anions 28 Days	Analytical Method: EPA 300.0								
Chloride	**212**	mg/L	20.0	10.0	20		05/06/16 11:54	16887-00-6	
Sulfate	**10.1**	mg/L	1.0	0.25	1		05/04/16 17:45	14808-79-8	
350.1 Ammonia	Analytical Method: EPA 350.1								
Nitrogen, Ammonia	ND	mg/L	0.10	0.046	1		05/03/16 13:15	7664-41-7	
353.2 Nitrogen, NO2/NO3 unpres	Analytical Method: EPA 353.2								
Nitrogen, Nitrate	ND	mg/L	0.10	0.012	1		05/03/16 12:34		
Nitrogen, Nitrite	ND	mg/L	0.10	0.010	1		05/03/16 12:34		
Nitrogen, NO2 plus NO3	ND	mg/L	0.10	0.012	1		05/03/16 12:34		
Total Carbon Dioxide Calc	Analytical Method: SM 4500-CO2 D								
Carbon Dioxide Calculation	**280**	mg/L	20.0	20.0	1		05/16/16 00:00		
5310C TOC	Analytical Method: SM 5310C								
Total Organic Carbon	**0.43J**	mg/L	1.0	0.054	1		05/09/16 18:14	7440-44-0	
SM4500P-E, Total Phosphorus	Analytical Method: SM 4500-P E Preparation Method: SM4500-P B								
Phosphate as P04	**0.27**	mg/L	0.030	0.010	1	05/09/16 08:54	05/10/16 10:38		

REPORT OF LABORATORY ANALYSIS

This report shall not be reproduced, except in full,
without the written consent of Pace Analytical Services, Inc..

Pace Analytical Services, Inc.
9608 Loiret Blvd.
Lenexa, KS 66219
(913)599-5665

ANALYTICAL RESULTS

Project: FORT SMITH, AR
Pace Project No.: 60218184

Sample: MW-60R-201605 **Lab ID: 60218184002** Collected: 05/02/16 17:00 Received: 05/03/16 05:00 Matrix: Water

Parameters	Results	Units	Report Limit	MDL	DF	Prepared	Analyzed	CAS No.	Qual
Alcohol by Direct Inject GCFID	Analytical Method: EPA 8015 - Alcohol								
2-Chloroethanol	ND	ug/L	10000	1510	1		05/06/16 13:05	107-07-3	
6010 MET ICP	Analytical Method: EPA 6010 Preparation Method: EPA 3010								
Iron	**1760**	ug/L	50.0	8.8	1	05/03/16 14:40	05/04/16 11:12	7439-89-6	
Manganese	**2240**	ug/L	5.0	0.25	1	05/03/16 14:40	05/04/16 11:12	7439-96-5	
8260 MSV	Analytical Method: EPA 5030B/8260								
Acetone	ND	ug/L	10.0	1.9	1		05/07/16 03:42	67-64-1	
Benzene	**0.10J**	ug/L	1.0	0.060	1		05/07/16 03:42	71-43-2	
Bromodichloromethane	ND	ug/L	1.0	0.19	1		05/07/16 03:42	75-27-4	
Bromoform	ND	ug/L	1.0	0.070	1		05/07/16 03:42	75-25-2	
Bromomethane	ND	ug/L	5.0	0.16	1		05/07/16 03:42	74-83-9	
2-Butanone (MEK)	ND	ug/L	10.0	0.59	1		05/07/16 03:42	78-93-3	
Carbon disulfide	ND	ug/L	5.0	0.12	1		05/07/16 03:42	75-15-0	
Carbon tetrachloride	ND	ug/L	1.0	0.18	1		05/07/16 03:42	56-23-5	
Chlorobenzene	ND	ug/L	1.0	0.21	1		05/07/16 03:42	108-90-7	
Chloroethane	ND	ug/L	1.0	0.15	1		05/07/16 03:42	75-00-3	
Chloroform	ND	ug/L	1.0	0.14	1		05/07/16 03:42	67-66-3	
Chloromethane	ND	ug/L	1.0	0.080	1		05/07/16 03:42	74-87-3	
Dibromochloromethane	ND	ug/L	1.0	0.21	1		05/07/16 03:42	124-48-1	
1,1-Dichloroethane	ND	ug/L	1.0	0.050	1		05/07/16 03:42	75-34-3	
1,2-Dichloroethane	ND	ug/L	1.0	0.12	1		05/07/16 03:42	107-06-2	
1,1-Dichloroethene	ND	ug/L	1.0	0.20	1		05/07/16 03:42	75-35-4	
cis-1,2-Dichloroethene	ND	ug/L	1.0	0.080	1		05/07/16 03:42	156-59-2	
trans-1,2-Dichloroethene	ND	ug/L	1.0	0.20	1		05/07/16 03:42	156-60-5	
1,2-Dichloropropane	ND	ug/L	1.0	0.16	1		05/07/16 03:42	78-87-5	
cis-1,3-Dichloropropene	ND	ug/L	1.0	0.14	1		05/07/16 03:42	10061-01-5	
trans-1,3-Dichloropropene	ND	ug/L	1.0	0.12	1		05/07/16 03:42	10061-02-6	
Ethylbenzene	ND	ug/L	1.0	0.18	1		05/07/16 03:42	100-41-4	
2-Hexanone	ND	ug/L	10.0	1.2	1		05/07/16 03:42	591-78-6	
Methylene chloride	ND	ug/L	1.0	0.15	1		05/07/16 03:42	75-09-2	
4-Methyl-2-pentanone (MIBK)	ND	ug/L	10.0	0.42	1		05/07/16 03:42	108-10-1	
Styrene	ND	ug/L	1.0	0.12	1		05/07/16 03:42	100-42-5	
1,1,2,2-Tetrachloroethane	ND	ug/L	1.0	0.15	1		05/07/16 03:42	79-34-5	
Tetrachloroethene	ND	ug/L	1.0	0.10	1		05/07/16 03:42	127-18-4	
Toluene	ND	ug/L	1.0	0.17	1		05/07/16 03:42	108-88-3	
1,1,1-Trichloroethane	ND	ug/L	1.0	0.11	1		05/07/16 03:42	71-55-6	
1,1,2-Trichloroethane	ND	ug/L	1.0	0.20	1		05/07/16 03:42	79-00-5	
Trichloroethene	ND	ug/L	1.0	0.17	1		05/07/16 03:42	79-01-6	
Vinyl chloride	ND	ug/L	1.0	0.13	1		05/07/16 03:42	75-01-4	
Xylene (Total)	ND	ug/L	3.0	0.42	1		05/07/16 03:42	1330-20-7	
Surrogates									
4-Bromofluorobenzene (S)	101	%	77-130		1		05/07/16 03:42	460-00-4	
1,2-Dichloroethane-d4 (S)	104	%	81-127		1		05/07/16 03:42	17060-07-0	
Toluene-d8 (S)	96	%	80-120		1		05/07/16 03:42	2037-26-5	
Preservation pH	**1.0**		0.10	0.10	1		05/07/16 03:42		

REPORT OF LABORATORY ANALYSIS

This report shall not be reproduced, except in full,
without the written consent of Pace Analytical Services, Inc..

Pace Analytical Services, Inc.
9608 Loiret Blvd.
Lenexa, KS 66219
(913)599-5665

ANALYTICAL RESULTS

Project: FORT SMITH, AR
Pace Project No.: 60218184

Sample: MW-60R-201605 **Lab ID: 60218184002** Collected: 05/02/16 17:00 Received: 05/03/16 05:00 Matrix: Water

Parameters	Results	Units	Report Limit	MDL	DF	Prepared	Analyzed	CAS No.	Qual
2320B Alkalinity	Analytical Method: SM 2320B								
Alkalinity,Bicarbonate (CaCO3)	**398**	mg/L	20.0	2.0	1		05/05/16 10:18		
Alkalinity, Carbonate (CaCO3)	ND	mg/L	20.0	2.0	1		05/05/16 10:18		
Alkalinity, Total as CaCO3	**398**	mg/L	20.0	2.0	1		05/05/16 10:18		
Iron, Ferric (Calculation)	Analytical Method: SM 3500-Fe B#4								
Iron, Ferric	**1.8**	mg/L	0.20		1		05/16/16 00:00	7439-89-6	
4500H+ pH, Electrometric	Analytical Method: SM 4500-H+B								
pH at 25 Degrees C	**6.9**	Std. Units	0.10	0.10	1		05/02/16 17:00		H6
4500S2D Sulfide, Total	Analytical Method: SM 4500-S-2 D								
Sulfide, Total	ND	mg/L	0.050	0.012	1		05/03/16 15:48	18496-25-8	
300.0 IC Anions 28 Days	Analytical Method: EPA 300.0								
Chloride	**121**	mg/L	10.0	5.0	10		05/06/16 12:10	16887-00-6	
Sulfate	**97.0**	mg/L	10.0	2.5	10		05/06/16 12:10	14808-79-8	
350.1 Ammonia	Analytical Method: EPA 350.1								
Nitrogen, Ammonia	ND	mg/L	0.10	0.046	1		05/03/16 13:17	7664-41-7	
353.2 Nitrogen, NO2/NO3 unpres	Analytical Method: EPA 353.2								
Nitrogen, Nitrate	ND	mg/L	0.10	0.012	1		05/03/16 12:41		
Nitrogen, Nitrite	ND	mg/L	0.10	0.010	1		05/03/16 12:41		
Nitrogen, NO2 plus NO3	ND	mg/L	0.10	0.012	1		05/03/16 12:41		
Total Carbon Dioxide Calc	Analytical Method: SM 4500-CO2 D								
Carbon Dioxide Calculation	**450**	mg/L	20.0	20.0	1		05/16/16 00:00		
5310C TOC	Analytical Method: SM 5310C								
Total Organic Carbon	**4.9**	mg/L	1.0	0.054	1		05/09/16 18:27	7440-44-0	
SM4500P-E, Total Phosphorus	Analytical Method: SM 4500-P E Preparation Method: SM4500-P B								
Phosphate as P04	**0.12**	mg/L	0.030	0.010	1	05/09/16 08:54	05/10/16 10:38		

REPORT OF LABORATORY ANALYSIS

This report shall not be reproduced, except in full,
without the written consent of Pace Analytical Services, Inc..

Pace Analytical Services, Inc.
9608 Loiret Blvd.
Lenexa, KS 66219
(913)599-5665

ANALYTICAL RESULTS

Project: FORT SMITH, AR
Pace Project No.: 60218184

Sample: MW-193-201605 **Lab ID: 60218184003** Collected: 05/02/16 12:55 Received: 05/03/16 05:00 Matrix: Water

Parameters	Results	Units	Report Limit	MDL	DF	Prepared	Analyzed	CAS No.	Qual
Alcohol by Direct Inject GCFID	Analytical Method: EPA 8015 - Alcohol								
2-Chloroethanol	ND	ug/L	10000	1510	1		05/06/16 13:16	107-07-3	
6010 MET ICP	Analytical Method: EPA 6010 Preparation Method: EPA 3010								
Iron	**211**	ug/L	50.0	8.8	1	05/03/16 14:40	05/04/16 11:14	7439-89-6	
Manganese	**1110**	ug/L	5.0	0.25	1	05/03/16 14:40	05/04/16 11:14	7439-96-5	
8260 MSV	Analytical Method: EPA 5030B/8260								
Acetone	ND	ug/L	10.0	1.9	1		05/07/16 03:57	67-64-1	
Benzene	ND	ug/L	1.0	0.060	1		05/07/16 03:57	71-43-2	
Bromodichloromethane	ND	ug/L	1.0	0.19	1		05/07/16 03:57	75-27-4	
Bromoform	ND	ug/L	1.0	0.070	1		05/07/16 03:57	75-25-2	
Bromomethane	ND	ug/L	5.0	0.16	1		05/07/16 03:57	74-83-9	
2-Butanone (MEK)	ND	ug/L	10.0	0.59	1		05/07/16 03:57	78-93-3	
Carbon disulfide	ND	ug/L	5.0	0.12	1		05/07/16 03:57	75-15-0	
Carbon tetrachloride	ND	ug/L	1.0	0.18	1		05/07/16 03:57	56-23-5	
Chlorobenzene	ND	ug/L	1.0	0.21	1		05/07/16 03:57	108-90-7	
Chloroethane	ND	ug/L	1.0	0.15	1		05/07/16 03:57	75-00-3	
Chloroform	ND	ug/L	1.0	0.14	1		05/07/16 03:57	67-66-3	
Chloromethane	ND	ug/L	1.0	0.080	1		05/07/16 03:57	74-87-3	
Dibromochloromethane	ND	ug/L	1.0	0.21	1		05/07/16 03:57	124-48-1	
1,1-Dichloroethane	ND	ug/L	1.0	0.050	1		05/07/16 03:57	75-34-3	
1,2-Dichloroethane	ND	ug/L	1.0	0.12	1		05/07/16 03:57	107-06-2	
1,1-Dichloroethene	ND	ug/L	1.0	0.20	1		05/07/16 03:57	75-35-4	
cis-1,2-Dichloroethene	ND	ug/L	1.0	0.080	1		05/07/16 03:57	156-59-2	
trans-1,2-Dichloroethene	ND	ug/L	1.0	0.20	1		05/07/16 03:57	156-60-5	
1,2-Dichloropropane	ND	ug/L	1.0	0.16	1		05/07/16 03:57	78-87-5	
cis-1,3-Dichloropropene	ND	ug/L	1.0	0.14	1		05/07/16 03:57	10061-01-5	
trans-1,3-Dichloropropene	ND	ug/L	1.0	0.12	1		05/07/16 03:57	10061-02-6	
Ethylbenzene	ND	ug/L	1.0	0.18	1		05/07/16 03:57	100-41-4	
2-Hexanone	ND	ug/L	10.0	1.2	1		05/07/16 03:57	591-78-6	
Methylene chloride	ND	ug/L	1.0	0.15	1		05/07/16 03:57	75-09-2	
4-Methyl-2-pentanone (MIBK)	ND	ug/L	10.0	0.42	1		05/07/16 03:57	108-10-1	
Styrene	ND	ug/L	1.0	0.12	1		05/07/16 03:57	100-42-5	
1,1,2,2-Tetrachloroethane	ND	ug/L	1.0	0.15	1		05/07/16 03:57	79-34-5	
Tetrachloroethene	ND	ug/L	1.0	0.10	1		05/07/16 03:57	127-18-4	
Toluene	ND	ug/L	1.0	0.17	1		05/07/16 03:57	108-88-3	
1,1,1-Trichloroethane	ND	ug/L	1.0	0.11	1		05/07/16 03:57	71-55-6	
1,1,2-Trichloroethane	ND	ug/L	1.0	0.20	1		05/07/16 03:57	79-00-5	
Trichloroethene	ND	ug/L	1.0	0.17	1		05/07/16 03:57	79-01-6	
Vinyl chloride	ND	ug/L	1.0	0.13	1		05/07/16 03:57	75-01-4	
Xylene (Total)	ND	ug/L	3.0	0.42	1		05/07/16 03:57	1330-20-7	
Surrogates									
4-Bromofluorobenzene (S)	102	%	77-130		1		05/07/16 03:57	460-00-4	
1,2-Dichloroethane-d4 (S)	102	%	81-127		1		05/07/16 03:57	17060-07-0	
Toluene-d8 (S)	97	%	80-120		1		05/07/16 03:57	2037-26-5	
Preservation pH	**1.0**		0.10	0.10	1		05/07/16 03:57		

REPORT OF LABORATORY ANALYSIS

This report shall not be reproduced, except in full,
without the written consent of Pace Analytical Services, Inc..

Pace Analytical Services, Inc.
9608 Loiret Blvd.
Lenexa, KS 66219
(913)599-5665

ANALYTICAL RESULTS

Project: FORT SMITH, AR
Pace Project No.: 60218184

Sample: MW-193-201605 **Lab ID: 60218184003** Collected: 05/02/16 12:55 Received: 05/03/16 05:00 Matrix: Water

Parameters	Results	Units	Report Limit	MDL	DF	Prepared	Analyzed	CAS No.	Qual
2320B Alkalinity	Analytical Method: SM 2320B								
Alkalinity,Bicarbonate (CaCO3)	**21.6**	mg/L	20.0	2.0	1		05/05/16 10:21		
Alkalinity, Carbonate (CaCO3)	ND	mg/L	20.0	2.0	1		05/05/16 10:21		
Alkalinity, Total as CaCO3	**21.6**	mg/L	20.0	2.0	1		05/05/16 10:21		
Iron, Ferric (Calculation)	Analytical Method: SM 3500-Fe B#4								
Iron, Ferric	**0.21**	mg/L	0.20		1		05/16/16 00:00	7439-89-6	
4500H+ pH, Electrometric	Analytical Method: SM 4500-H+B								
pH at 25 Degrees C	**5.1**	Std. Units	0.10	0.10	1		05/02/16 17:00		H6
4500S2D Sulfide, Total	Analytical Method: SM 4500-S-2 D								
Sulfide, Total	ND	mg/L	0.050	0.012	1		05/03/16 15:49	18496-25-8	
300.0 IC Anions 28 Days	Analytical Method: EPA 300.0								
Chloride	**8.9**	mg/L	1.0	0.50	1		05/04/16 18:17	16887-00-6	
Sulfate	**32.0**	mg/L	5.0	1.2	5		05/06/16 12:26	14808-79-8	
350.1 Ammonia	Analytical Method: EPA 350.1								
Nitrogen, Ammonia	**0.063J**	mg/L	0.10	0.046	1		05/03/16 13:18	7664-41-7	
353.2 Nitrogen, NO2/NO3 unpres	Analytical Method: EPA 353.2								
Nitrogen, Nitrate	**0.89**	mg/L	0.10	0.012	1		05/03/16 12:31		
Nitrogen, Nitrite	ND	mg/L	0.10	0.010	1		05/03/16 12:31		
Nitrogen, NO2 plus NO3	**0.89**	mg/L	0.10	0.012	1		05/03/16 12:31		
Total Carbon Dioxide Calc	Analytical Method: SM 4500-CO2 D								
Carbon Dioxide Calculation	**363**	mg/L	20.0	20.0	1		05/16/16 00:00		
5310C TOC	Analytical Method: SM 5310C								
Total Organic Carbon	**0.50J**	mg/L	1.0	0.054	1		05/09/16 18:39	7440-44-0	
SM4500P-E, Total Phosphorus	Analytical Method: SM 4500-P E Preparation Method: SM4500-P B								
Phosphate as P04	**0.047**	mg/L	0.030	0.010	1	05/09/16 08:54	05/10/16 10:39		

REPORT OF LABORATORY ANALYSIS

This report shall not be reproduced, except in full,
without the written consent of Pace Analytical Services, Inc..

Pace Analytical Services, Inc.
9608 Loiret Blvd.
Lenexa, KS 66219
(913)599-5665

ANALYTICAL RESULTS

Project: FORT SMITH, AR
Pace Project No.: 60218184

Sample: MW-67R-201605 **Lab ID: 60218184004** Collected: 05/02/16 14:58 Received: 05/03/16 05:00 Matrix: Water

Parameters	Results	Units	Report Limit	MDL	DF	Prepared	Analyzed	CAS No.	Qual
Alcohol by Direct Inject GCFID	Analytical Method: EPA 8015 - Alcohol								
2-Chloroethanol	ND	ug/L	10000	1510	1		05/06/16 13:28	107-07-3	
6010 MET ICP	Analytical Method: EPA 6010 Preparation Method: EPA 3010								
Iron	**6280**	ug/L	50.0	8.8	1	05/03/16 14:40	05/04/16 11:16	7439-89-6	
Manganese	**686**	ug/L	5.0	0.25	1	05/03/16 14:40	05/04/16 11:16	7439-96-5	
8260 MSV	Analytical Method: EPA 5030B/8260								
Acetone	ND	ug/L	10.0	1.9	1		05/07/16 04:11	67-64-1	
Benzene	ND	ug/L	1.0	0.060	1		05/07/16 04:11	71-43-2	
Bromodichloromethane	ND	ug/L	1.0	0.19	1		05/07/16 04:11	75-27-4	
Bromoform	ND	ug/L	1.0	0.070	1		05/07/16 04:11	75-25-2	
Bromomethane	ND	ug/L	5.0	0.16	1		05/07/16 04:11	74-83-9	
2-Butanone (MEK)	ND	ug/L	10.0	0.59	1		05/07/16 04:11	78-93-3	
Carbon disulfide	ND	ug/L	5.0	0.12	1		05/07/16 04:11	75-15-0	
Carbon tetrachloride	ND	ug/L	1.0	0.18	1		05/07/16 04:11	56-23-5	
Chlorobenzene	ND	ug/L	1.0	0.21	1		05/07/16 04:11	108-90-7	
Chloroethane	ND	ug/L	1.0	0.15	1		05/07/16 04:11	75-00-3	
Chloroform	ND	ug/L	1.0	0.14	1		05/07/16 04:11	67-66-3	
Chloromethane	ND	ug/L	1.0	0.080	1		05/07/16 04:11	74-87-3	
Dibromochloromethane	ND	ug/L	1.0	0.21	1		05/07/16 04:11	124-48-1	
1,1-Dichloroethane	ND	ug/L	1.0	0.050	1		05/07/16 04:11	75-34-3	
1,2-Dichloroethane	ND	ug/L	1.0	0.12	1		05/07/16 04:11	107-06-2	
1,1-Dichloroethene	ND	ug/L	1.0	0.20	1		05/07/16 04:11	75-35-4	
cis-1,2-Dichloroethene	ND	ug/L	1.0	0.080	1		05/07/16 04:11	156-59-2	
trans-1,2-Dichloroethene	ND	ug/L	1.0	0.20	1		05/07/16 04:11	156-60-5	
1,2-Dichloropropane	ND	ug/L	1.0	0.16	1		05/07/16 04:11	78-87-5	
cis-1,3-Dichloropropene	ND	ug/L	1.0	0.14	1		05/07/16 04:11	10061-01-5	
trans-1,3-Dichloropropene	ND	ug/L	1.0	0.12	1		05/07/16 04:11	10061-02-6	
Ethylbenzene	ND	ug/L	1.0	0.18	1		05/07/16 04:11	100-41-4	
2-Hexanone	ND	ug/L	10.0	1.2	1		05/07/16 04:11	591-78-6	
Methylene chloride	ND	ug/L	1.0	0.15	1		05/07/16 04:11	75-09-2	
4-Methyl-2-pentanone (MIBK)	ND	ug/L	10.0	0.42	1		05/07/16 04:11	108-10-1	
Styrene	ND	ug/L	1.0	0.12	1		05/07/16 04:11	100-42-5	
1,1,2,2-Tetrachloroethane	ND	ug/L	1.0	0.15	1		05/07/16 04:11	79-34-5	
Tetrachloroethene	ND	ug/L	1.0	0.10	1		05/07/16 04:11	127-18-4	
Toluene	ND	ug/L	1.0	0.17	1		05/07/16 04:11	108-88-3	
1,1,1-Trichloroethane	ND	ug/L	1.0	0.11	1		05/07/16 04:11	71-55-6	
1,1,2-Trichloroethane	ND	ug/L	1.0	0.20	1		05/07/16 04:11	79-00-5	
Trichloroethene	ND	ug/L	1.0	0.17	1		05/07/16 04:11	79-01-6	
Vinyl chloride	ND	ug/L	1.0	0.13	1		05/07/16 04:11	75-01-4	
Xylene (Total)	ND	ug/L	3.0	0.42	1		05/07/16 04:11	1330-20-7	
Surrogates									
4-Bromofluorobenzene (S)	98	%	77-130		1		05/07/16 04:11	460-00-4	
1,2-Dichloroethane-d4 (S)	101	%	81-127		1		05/07/16 04:11	17060-07-0	
Toluene-d8 (S)	96	%	80-120		1		05/07/16 04:11	2037-26-5	
Preservation pH	**1.0**		0.10	0.10	1		05/07/16 04:11		

REPORT OF LABORATORY ANALYSIS

This report shall not be reproduced, except in full,
without the written consent of Pace Analytical Services, Inc..

Pace Analytical Services, Inc.
9608 Loiret Blvd.
Lenexa, KS 66219
(913)599-5665

ANALYTICAL RESULTS

Project: FORT SMITH, AR
Pace Project No.: 60218184

Sample: MW-67R-201605 **Lab ID: 60218184004** Collected: 05/02/16 14:58 Received: 05/03/16 05:00 Matrix: Water

Parameters	Results	Units	Report Limit	MDL	DF	Prepared	Analyzed	CAS No.	Qual
2320B Alkalinity	Analytical Method: SM 2320B								
Alkalinity,Bicarbonate (CaCO3)	**266**	mg/L	20.0	2.0	1		05/05/16 10:25		
Alkalinity, Carbonate (CaCO3)	ND	mg/L	20.0	2.0	1		05/05/16 10:25		
Alkalinity, Total as CaCO3	**266**	mg/L	20.0	2.0	1		05/05/16 10:25		
Iron, Ferric (Calculation)	Analytical Method: SM 3500-Fe B#4								
Iron, Ferric	**3.0**	mg/L	0.20		1		05/23/16 00:00	7439-89-6	
4500H+ pH, Electrometric	Analytical Method: SM 4500-H+B								
pH at 25 Degrees C	**6.4**	Std. Units	0.10	0.10	1		05/02/16 17:00		H6
4500S2D Sulfide, Total	Analytical Method: SM 4500-S-2 D								
Sulfide, Total	ND	mg/L	0.050	0.012	1		05/03/16 15:49	18496-25-8	
300.0 IC Anions 28 Days	Analytical Method: EPA 300.0								
Chloride	**117**	mg/L	10.0	5.0	10		05/06/16 12:41	16887-00-6	
Sulfate	**15.0**	mg/L	1.0	0.25	1		05/04/16 18:33	14808-79-8	
350.1 Ammonia	Analytical Method: EPA 350.1								
Nitrogen, Ammonia	ND	mg/L	0.10	0.046	1		05/03/16 13:20	7664-41-7	
353.2 Nitrogen, NO2/NO3 unpres	Analytical Method: EPA 353.2								
Nitrogen, Nitrate	ND	mg/L	0.10	0.012	1		05/03/16 12:36		
Nitrogen, Nitrite	ND	mg/L	0.10	0.010	1		05/03/16 12:36		
Nitrogen, NO2 plus NO3	ND	mg/L	0.10	0.012	1		05/03/16 12:36		
Total Carbon Dioxide Calc	Analytical Method: SM 4500-CO2 D								
Carbon Dioxide Calculation	**445**	mg/L	20.0	20.0	1		05/16/16 00:00		
5310C TOC	Analytical Method: SM 5310C								
Total Organic Carbon	**1.2**	mg/L	1.0	0.054	1		05/09/16 19:17	7440-44-0	
SM4500P-E, Total Phosphorus	Analytical Method: SM 4500-P E Preparation Method: SM4500-P B								
Phosphate as P04	**0.11**	mg/L	0.030	0.010	1	05/09/16 08:54	05/10/16 10:39		

REPORT OF LABORATORY ANALYSIS

This report shall not be reproduced, except in full,
without the written consent of Pace Analytical Services, Inc..

Pace Analytical Services, Inc.
9608 Loiret Blvd.
Lenexa, KS 66219
(913)599-5665

ANALYTICAL RESULTS

Project: FORT SMITH, AR
Pace Project No.: 60218184

Sample: MW-68-201605 **Lab ID: 60218184005** Collected: 05/02/16 13:55 Received: 05/03/16 05:00 Matrix: Water

Parameters	Results	Units	Report Limit	MDL	DF	Prepared	Analyzed	CAS No.	Qual
Alcohol by Direct Inject GCFID	Analytical Method: EPA 8015 - Alcohol								
2-Chloroethanol	ND	ug/L	10000	1510	1		05/06/16 13:39	107-07-3	
6010 MET ICP	Analytical Method: EPA 6010 Preparation Method: EPA 3010								
Iron	**821**	ug/L	50.0	8.8	1	05/03/16 14:40	05/04/16 11:19	7439-89-6	
Manganese	**1130**	ug/L	5.0	0.25	1	05/03/16 14:40	05/04/16 11:19	7439-96-5	
8260 MSV	Analytical Method: EPA 5030B/8260								
Acetone	ND	ug/L	10.0	1.9	1		05/07/16 04:26	67-64-1	
Benzene	ND	ug/L	1.0	0.060	1		05/07/16 04:26	71-43-2	
Bromodichloromethane	ND	ug/L	1.0	0.19	1		05/07/16 04:26	75-27-4	
Bromoform	ND	ug/L	1.0	0.070	1		05/07/16 04:26	75-25-2	
Bromomethane	ND	ug/L	5.0	0.16	1		05/07/16 04:26	74-83-9	
2-Butanone (MEK)	ND	ug/L	10.0	0.59	1		05/07/16 04:26	78-93-3	
Carbon disulfide	ND	ug/L	5.0	0.12	1		05/07/16 04:26	75-15-0	
Carbon tetrachloride	ND	ug/L	1.0	0.18	1		05/07/16 04:26	56-23-5	
Chlorobenzene	ND	ug/L	1.0	0.21	1		05/07/16 04:26	108-90-7	
Chloroethane	ND	ug/L	1.0	0.15	1		05/07/16 04:26	75-00-3	
Chloroform	ND	ug/L	1.0	0.14	1		05/07/16 04:26	67-66-3	
Chloromethane	ND	ug/L	1.0	0.080	1		05/07/16 04:26	74-87-3	
Dibromochloromethane	ND	ug/L	1.0	0.21	1		05/07/16 04:26	124-48-1	
1,1-Dichloroethane	ND	ug/L	1.0	0.050	1		05/07/16 04:26	75-34-3	
1,2-Dichloroethane	ND	ug/L	1.0	0.12	1		05/07/16 04:26	107-06-2	
1,1-Dichloroethene	ND	ug/L	1.0	0.20	1		05/07/16 04:26	75-35-4	
cis-1,2-Dichloroethene	ND	ug/L	1.0	0.080	1		05/07/16 04:26	156-59-2	
trans-1,2-Dichloroethene	ND	ug/L	1.0	0.20	1		05/07/16 04:26	156-60-5	
1,2-Dichloropropane	ND	ug/L	1.0	0.16	1		05/07/16 04:26	78-87-5	
cis-1,3-Dichloropropene	ND	ug/L	1.0	0.14	1		05/07/16 04:26	10061-01-5	
trans-1,3-Dichloropropene	ND	ug/L	1.0	0.12	1		05/07/16 04:26	10061-02-6	
Ethylbenzene	ND	ug/L	1.0	0.18	1		05/07/16 04:26	100-41-4	
2-Hexanone	ND	ug/L	10.0	1.2	1		05/07/16 04:26	591-78-6	
Methylene chloride	ND	ug/L	1.0	0.15	1		05/07/16 04:26	75-09-2	
4-Methyl-2-pentanone (MIBK)	ND	ug/L	10.0	0.42	1		05/07/16 04:26	108-10-1	
Styrene	ND	ug/L	1.0	0.12	1		05/07/16 04:26	100-42-5	
1,1,2,2-Tetrachloroethane	ND	ug/L	1.0	0.15	1		05/07/16 04:26	79-34-5	
Tetrachloroethene	ND	ug/L	1.0	0.10	1		05/07/16 04:26	127-18-4	
Toluene	ND	ug/L	1.0	0.17	1		05/07/16 04:26	108-88-3	
1,1,1-Trichloroethane	ND	ug/L	1.0	0.11	1		05/07/16 04:26	71-55-6	
1,1,2-Trichloroethane	ND	ug/L	1.0	0.20	1		05/07/16 04:26	79-00-5	
Trichloroethene	ND	ug/L	1.0	0.17	1		05/07/16 04:26	79-01-6	
Vinyl chloride	ND	ug/L	1.0	0.13	1		05/07/16 04:26	75-01-4	
Xylene (Total)	ND	ug/L	3.0	0.42	1		05/07/16 04:26	1330-20-7	
Surrogates									
4-Bromofluorobenzene (S)	102	%	77-130		1		05/07/16 04:26	460-00-4	
1,2-Dichloroethane-d4 (S)	114	%	81-127		1		05/07/16 04:26	17060-07-0	
Toluene-d8 (S)	101	%	80-120		1		05/07/16 04:26	2037-26-5	
Preservation pH	**1.0**		0.10	0.10	1		05/07/16 04:26		

REPORT OF LABORATORY ANALYSIS

This report shall not be reproduced, except in full,
without the written consent of Pace Analytical Services, Inc..

Pace Analytical Services, Inc.
9608 Loiret Blvd.
Lenexa, KS 66219
(913)599-5665

ANALYTICAL RESULTS

Project: FORT SMITH, AR
Pace Project No.: 60218184

Sample: MW-68-201605 **Lab ID: 60218184005** Collected: 05/02/16 13:55 Received: 05/03/16 05:00 Matrix: Water

Parameters	Results	Units	Report Limit	MDL	DF	Prepared	Analyzed	CAS No.	Qual
2320B Alkalinity	Analytical Method: SM 2320B								
Alkalinity,Bicarbonate (CaCO3)	ND	mg/L	20.0	2.0	1		05/05/16 10:50		
Alkalinity, Carbonate (CaCO3)	ND	mg/L	20.0	2.0	1		05/05/16 10:50		
Alkalinity, Total as CaCO3	ND	mg/L	20.0	2.0	1		05/05/16 10:50		
Iron, Ferric (Calculation)	Analytical Method: SM 3500-Fe B#4								
Iron, Ferric	**0.77**	mg/L	0.20		1		05/16/16 00:00	7439-89-6	
4500H+ pH, Electrometric	Analytical Method: SM 4500-H+B								
pH at 25 Degrees C	**5.1**	Std. Units	0.10	0.10	1		05/02/16 17:00		H6
4500S2D Sulfide, Total	Analytical Method: SM 4500-S-2 D								
Sulfide, Total	ND	mg/L	0.050	0.012	1		05/03/16 15:49	18496-25-8	
300.0 IC Anions 28 Days	Analytical Method: EPA 300.0								
Chloride	**310**	mg/L	50.0	25.0	50		05/06/16 12:57	16887-00-6	
Sulfate	**0.82J**	mg/L	1.0	0.25	1		05/04/16 18:49	14808-79-8	
350.1 Ammonia	Analytical Method: EPA 350.1								
Nitrogen, Ammonia	ND	mg/L	0.10	0.046	1		05/03/16 13:21	7664-41-7	
353.2 Nitrogen, NO2/NO3 unpres	Analytical Method: EPA 353.2								
Nitrogen, Nitrate	**0.019J**	mg/L	0.10	0.012	1		05/03/16 12:34		
Nitrogen, Nitrite	ND	mg/L	0.10	0.010	1		05/03/16 12:34		
Nitrogen, NO2 plus NO3	**0.019J**	mg/L	0.10	0.012	1		05/03/16 12:34		
Total Carbon Dioxide Calc	Analytical Method: SM 4500-CO2 D								
Carbon Dioxide Calculation	ND	mg/L	20.0	20.0	1		05/16/16 00:00		
5310C TOC	Analytical Method: SM 5310C								
Total Organic Carbon	**0.070J**	mg/L	1.0	0.054	1		05/09/16 19:30	7440-44-0	
SM4500P-E, Total Phosphorus	Analytical Method: SM 4500-P E Preparation Method: SM4500-P B								
Phosphate as P04	**0.19**	mg/L	0.030	0.010	1	05/09/16 08:54	05/10/16 10:40		

REPORT OF LABORATORY ANALYSIS

This report shall not be reproduced, except in full,
without the written consent of Pace Analytical Services, Inc..

Pace Analytical Services, Inc.
9608 Loiret Blvd.
Lenexa, KS 66219
(913)599-5665

ANALYTICAL RESULTS

Project: FORT SMITH, AR
Pace Project No.: 60218184

Sample: MW-55R-201605 **Lab ID: 60218184006** Collected: 05/02/16 16:29 Received: 05/03/16 05:00 Matrix: Water

Parameters	Results	Units	Report Limit	MDL	DF	Prepared	Analyzed	CAS No.	Qual
Alcohol by Direct Inject GCFID	Analytical Method: EPA 8015 - Alcohol								
2-Chloroethanol	ND	ug/L	10000	1510	1		05/06/16 11:39	107-07-3	
6010 MET ICP	Analytical Method: EPA 6010 Preparation Method: EPA 3010								
Iron	**180**	ug/L	50.0	8.8	1	05/03/16 14:40	05/04/16 11:21	7439-89-6	
Manganese	**1370**	ug/L	5.0	0.25	1	05/03/16 14:40	05/04/16 11:21	7439-96-5	
8260 MSV	Analytical Method: EPA 5030B/8260								
Acetone	ND	ug/L	10.0	1.9	1		05/07/16 04:40	67-64-1	
Benzene	ND	ug/L	1.0	0.060	1		05/07/16 04:40	71-43-2	
Bromodichloromethane	ND	ug/L	1.0	0.19	1		05/07/16 04:40	75-27-4	
Bromoform	ND	ug/L	1.0	0.070	1		05/07/16 04:40	75-25-2	
Bromomethane	ND	ug/L	5.0	0.16	1		05/07/16 04:40	74-83-9	
2-Butanone (MEK)	ND	ug/L	10.0	0.59	1		05/07/16 04:40	78-93-3	
Carbon disulfide	ND	ug/L	5.0	0.12	1		05/07/16 04:40	75-15-0	
Carbon tetrachloride	ND	ug/L	1.0	0.18	1		05/07/16 04:40	56-23-5	
Chlorobenzene	ND	ug/L	1.0	0.21	1		05/07/16 04:40	108-90-7	
Chloroethane	ND	ug/L	1.0	0.15	1		05/07/16 04:40	75-00-3	
Chloroform	**0.39J**	ug/L	1.0	0.14	1		05/07/16 04:40	67-66-3	
Chloromethane	ND	ug/L	1.0	0.080	1		05/07/16 04:40	74-87-3	
Dibromochloromethane	ND	ug/L	1.0	0.21	1		05/07/16 04:40	124-48-1	R1
1,1-Dichloroethane	ND	ug/L	1.0	0.050	1		05/07/16 04:40	75-34-3	
1,2-Dichloroethane	ND	ug/L	1.0	0.12	1		05/07/16 04:40	107-06-2	
1,1-Dichloroethene	ND	ug/L	1.0	0.20	1		05/07/16 04:40	75-35-4	
cis-1,2-Dichloroethene	ND	ug/L	1.0	0.080	1		05/07/16 04:40	156-59-2	
trans-1,2-Dichloroethene	ND	ug/L	1.0	0.20	1		05/07/16 04:40	156-60-5	
1,2-Dichloropropane	ND	ug/L	1.0	0.16	1		05/07/16 04:40	78-87-5	
cis-1,3-Dichloropropene	ND	ug/L	1.0	0.14	1		05/07/16 04:40	10061-01-5	
trans-1,3-Dichloropropene	ND	ug/L	1.0	0.12	1		05/07/16 04:40	10061-02-6	
Ethylbenzene	ND	ug/L	1.0	0.18	1		05/07/16 04:40	100-41-4	
2-Hexanone	ND	ug/L	10.0	1.2	1		05/07/16 04:40	591-78-6	
Methylene chloride	ND	ug/L	1.0	0.15	1		05/07/16 04:40	75-09-2	
4-Methyl-2-pentanone (MIBK)	ND	ug/L	10.0	0.42	1		05/07/16 04:40	108-10-1	
Styrene	ND	ug/L	1.0	0.12	1		05/07/16 04:40	100-42-5	
1,1,2,2-Tetrachloroethane	ND	ug/L	1.0	0.15	1		05/07/16 04:40	79-34-5	R1
Tetrachloroethene	ND	ug/L	1.0	0.10	1		05/07/16 04:40	127-18-4	
Toluene	ND	ug/L	1.0	0.17	1		05/07/16 04:40	108-88-3	
1,1,1-Trichloroethane	ND	ug/L	1.0	0.11	1		05/07/16 04:40	71-55-6	
1,1,2-Trichloroethane	ND	ug/L	1.0	0.20	1		05/07/16 04:40	79-00-5	
Trichloroethene	**2.1**	ug/L	1.0	0.17	1		05/07/16 04:40	79-01-6	
Vinyl chloride	ND	ug/L	1.0	0.13	1		05/07/16 04:40	75-01-4	
Xylene (Total)	ND	ug/L	3.0	0.42	1		05/07/16 04:40	1330-20-7	
Surrogates									
4-Bromofluorobenzene (S)	106	%	77-130		1		05/07/16 04:40	460-00-4	
1,2-Dichloroethane-d4 (S)	114	%	81-127		1		05/07/16 04:40	17060-07-0	
Toluene-d8 (S)	98	%	80-120		1		05/07/16 04:40	2037-26-5	
Preservation pH	**1.0**		0.10	0.10	1		05/07/16 04:40		

REPORT OF LABORATORY ANALYSIS

This report shall not be reproduced, except in full,
without the written consent of Pace Analytical Services, Inc..

Pace Analytical Services, Inc.
9608 Loiret Blvd.
Lenexa, KS 66219
(913)599-5665

ANALYTICAL RESULTS

Project: FORT SMITH, AR
Pace Project No.: 60218184

Sample: MW-55R-201605 **Lab ID: 60218184006** Collected: 05/02/16 16:29 Received: 05/03/16 05:00 Matrix: Water

Parameters	Results	Units	Report Limit	MDL	DF	Prepared	Analyzed	CAS No.	Qual
2320B Alkalinity	Analytical Method: SM 2320B								
Alkalinity,Bicarbonate (CaCO3)	**44.6**	mg/L	20.0	2.0	1		05/05/16 11:03		
Alkalinity, Carbonate (CaCO3)	ND	mg/L	20.0	2.0	1		05/05/16 11:03		
Alkalinity, Total as CaCO3	**44.6**	mg/L	20.0	2.0	1		05/05/16 11:03		
Iron, Ferric (Calculation)	Analytical Method: SM 3500-Fe B#4								
Iron, Ferric	ND	mg/L	0.20		1		05/16/16 00:00	7439-89-6	
4500H+ pH, Electrometric	Analytical Method: SM 4500-H+B								
pH at 25 Degrees C	**6.2**	Std. Units	0.10	0.10	1		05/02/16 17:00		H6
4500S2D Sulfide, Total	Analytical Method: SM 4500-S-2 D								
Sulfide, Total	ND	mg/L	0.050	0.012	1		05/03/16 15:50	18496-25-8	
300.0 IC Anions 28 Days	Analytical Method: EPA 300.0								
Chloride	**83.3**	mg/L	10.0	5.0	10		05/06/16 13:13	16887-00-6	
Sulfate	**8.5**	mg/L	1.0	0.25	1		05/04/16 19:05	14808-79-8	
350.1 Ammonia	Analytical Method: EPA 350.1								
Nitrogen, Ammonia	ND	mg/L	0.10	0.046	1		05/03/16 13:22	7664-41-7	
353.2 Nitrogen, NO2/NO3 unpres	Analytical Method: EPA 353.2								
Nitrogen, Nitrate	**0.038J**	mg/L	0.10	0.012	1		05/03/16 12:40		
Nitrogen, Nitrite	ND	mg/L	0.10	0.010	1		05/03/16 12:40		
Nitrogen, NO2 plus NO3	**0.038J**	mg/L	0.10	0.012	1		05/03/16 12:40		
Total Carbon Dioxide Calc	Analytical Method: SM 4500-CO2 D								
Carbon Dioxide Calculation	**91.8**	mg/L	20.0	20.0	1		05/16/16 00:00		
5310C TOC	Analytical Method: SM 5310C								
Total Organic Carbon	**0.72J**	mg/L	1.0	0.054	1		05/09/16 19:42	7440-44-0	
SM4500P-E, Total Phosphorus	Analytical Method: SM 4500-P E Preparation Method: SM4500-P B								
Phosphate as P04	**0.055**	mg/L	0.030	0.010	1	05/09/16 08:54	05/10/16 10:40		

REPORT OF LABORATORY ANALYSIS

This report shall not be reproduced, except in full,
without the written consent of Pace Analytical Services, Inc..

Pace Analytical Services, Inc.
9608 Loiret Blvd.
Lenexa, KS 66219
(913)599-5665

ANALYTICAL RESULTS

Project: FORT SMITH, AR
Pace Project No.: 60218184

Sample: MW-66-201605 **Lab ID: 60218184007** Collected: 05/02/16 13:15 Received: 05/03/16 05:00 Matrix: Water

Parameters	Results	Units	Report Limit	MDL	DF	Prepared	Analyzed	CAS No.	Qual
Alcohol by Direct Inject GCFID	Analytical Method: EPA 8015 - Alcohol								
2-Chloroethanol	ND	ug/L	10000	1510	1		05/06/16 13:50	107-07-3	
6010 MET ICP	Analytical Method: EPA 6010 Preparation Method: EPA 3010								
Iron	**905**	ug/L	50.0	8.8	1	05/03/16 14:40	05/04/16 11:32	7439-89-6	
Manganese	**41.7**	ug/L	5.0	0.25	1	05/03/16 14:40	05/04/16 11:32	7439-96-5	
8260 MSV	Analytical Method: EPA 5030B/8260								
Acetone	ND	ug/L	10.0	1.9	1		05/07/16 04:55	67-64-1	
Benzene	ND	ug/L	1.0	0.060	1		05/07/16 04:55	71-43-2	
Bromodichloromethane	ND	ug/L	1.0	0.19	1		05/07/16 04:55	75-27-4	
Bromoform	ND	ug/L	1.0	0.070	1		05/07/16 04:55	75-25-2	
Bromomethane	ND	ug/L	5.0	0.16	1		05/07/16 04:55	74-83-9	
2-Butanone (MEK)	ND	ug/L	10.0	0.59	1		05/07/16 04:55	78-93-3	
Carbon disulfide	ND	ug/L	5.0	0.12	1		05/07/16 04:55	75-15-0	
Carbon tetrachloride	ND	ug/L	1.0	0.18	1		05/07/16 04:55	56-23-5	
Chlorobenzene	ND	ug/L	1.0	0.21	1		05/07/16 04:55	108-90-7	
Chloroethane	ND	ug/L	1.0	0.15	1		05/07/16 04:55	75-00-3	
Chloroform	ND	ug/L	1.0	0.14	1		05/07/16 04:55	67-66-3	
Chloromethane	ND	ug/L	1.0	0.080	1		05/07/16 04:55	74-87-3	
Dibromochloromethane	ND	ug/L	1.0	0.21	1		05/07/16 04:55	124-48-1	
1,1-Dichloroethane	ND	ug/L	1.0	0.050	1		05/07/16 04:55	75-34-3	
1,2-Dichloroethane	ND	ug/L	1.0	0.12	1		05/07/16 04:55	107-06-2	
1,1-Dichloroethene	ND	ug/L	1.0	0.20	1		05/07/16 04:55	75-35-4	
cis-1,2-Dichloroethene	**0.20J**	ug/L	1.0	0.080	1		05/07/16 04:55	156-59-2	
trans-1,2-Dichloroethene	ND	ug/L	1.0	0.20	1		05/07/16 04:55	156-60-5	
1,2-Dichloropropane	ND	ug/L	1.0	0.16	1		05/07/16 04:55	78-87-5	
cis-1,3-Dichloropropene	ND	ug/L	1.0	0.14	1		05/07/16 04:55	10061-01-5	
trans-1,3-Dichloropropene	ND	ug/L	1.0	0.12	1		05/07/16 04:55	10061-02-6	
Ethylbenzene	ND	ug/L	1.0	0.18	1		05/07/16 04:55	100-41-4	
2-Hexanone	ND	ug/L	10.0	1.2	1		05/07/16 04:55	591-78-6	
Methylene chloride	ND	ug/L	1.0	0.15	1		05/07/16 04:55	75-09-2	
4-Methyl-2-pentanone (MIBK)	ND	ug/L	10.0	0.42	1		05/07/16 04:55	108-10-1	
Styrene	ND	ug/L	1.0	0.12	1		05/07/16 04:55	100-42-5	
1,1,2,2-Tetrachloroethane	ND	ug/L	1.0	0.15	1		05/07/16 04:55	79-34-5	
Tetrachloroethene	ND	ug/L	1.0	0.10	1		05/07/16 04:55	127-18-4	
Toluene	ND	ug/L	1.0	0.17	1		05/07/16 04:55	108-88-3	
1,1,1-Trichloroethane	ND	ug/L	1.0	0.11	1		05/07/16 04:55	71-55-6	
1,1,2-Trichloroethane	ND	ug/L	1.0	0.20	1		05/07/16 04:55	79-00-5	
Trichloroethene	**2.6**	ug/L	1.0	0.17	1		05/07/16 04:55	79-01-6	
Vinyl chloride	ND	ug/L	1.0	0.13	1		05/07/16 04:55	75-01-4	
Xylene (Total)	ND	ug/L	3.0	0.42	1		05/07/16 04:55	1330-20-7	
Surrogates									
4-Bromofluorobenzene (S)	102	%	77-130		1		05/07/16 04:55	460-00-4	
1,2-Dichloroethane-d4 (S)	105	%	81-127		1		05/07/16 04:55	17060-07-0	
Toluene-d8 (S)	97	%	80-120		1		05/07/16 04:55	2037-26-5	
Preservation pH	**1.0**		0.10	0.10	1		05/07/16 04:55		

REPORT OF LABORATORY ANALYSIS

This report shall not be reproduced, except in full,
without the written consent of Pace Analytical Services, Inc..

Pace Analytical Services, Inc.
9608 Loiret Blvd.
Lenexa, KS 66219
(913)599-5665

ANALYTICAL RESULTS

Project: FORT SMITH, AR
Pace Project No.: 60218184

Sample: MW-66-201605 **Lab ID: 60218184007** Collected: 05/02/16 13:15 Received: 05/03/16 05:00 Matrix: Water

Parameters	Results	Units	Report Limit	MDL	DF	Prepared	Analyzed	CAS No.	Qual
2320B Alkalinity	Analytical Method: SM 2320B								
Alkalinity,Bicarbonate (CaCO3)	**88.6**	mg/L	20.0	2.0	1		05/05/16 11:10		
Alkalinity, Carbonate (CaCO3)	ND	mg/L	20.0	2.0	1		05/05/16 11:10		
Alkalinity, Total as CaCO3	**88.6**	mg/L	20.0	2.0	1		05/05/16 11:10		
Iron, Ferric (Calculation)	Analytical Method: SM 3500-Fe B#4								
Iron, Ferric	**0.74**	mg/L	0.20		1		05/16/16 00:00	7439-89-6	
4500H+ pH, Electrometric	Analytical Method: SM 4500-H+B								
pH at 25 Degrees C	**6.1**	Std. Units	0.10	0.10	1		05/02/16 17:00		H6
4500S2D Sulfide, Total	Analytical Method: SM 4500-S-2 D								
Sulfide, Total	ND	mg/L	0.050	0.012	1		05/03/16 15:51	18496-25-8	
300.0 IC Anions 28 Days	Analytical Method: EPA 300.0								
Chloride	**156**	mg/L	20.0	10.0	20		05/06/16 14:01	16887-00-6	
Sulfate	**6.6**	mg/L	1.0	0.25	1		05/04/16 20:24	14808-79-8	
350.1 Ammonia	Analytical Method: EPA 350.1								
Nitrogen, Ammonia	ND	mg/L	0.10	0.046	1		05/03/16 13:28	7664-41-7	
353.2 Nitrogen, NO2/NO3 unpres	Analytical Method: EPA 353.2								
Nitrogen, Nitrate	**0.20**	mg/L	0.10	0.012	1		05/03/16 12:32		
Nitrogen, Nitrite	ND	mg/L	0.10	0.010	1		05/03/16 12:32		
Nitrogen, NO2 plus NO3	**0.20**	mg/L	0.10	0.012	1		05/03/16 12:32		
Total Carbon Dioxide Calc	Analytical Method: SM 4500-CO2 D								
Carbon Dioxide Calculation	**219**	mg/L	20.0	20.0	1		05/16/16 00:00		
5310C TOC	Analytical Method: SM 5310C								
Total Organic Carbon	**0.18J**	mg/L	1.0	0.054	1		05/09/16 20:08	7440-44-0	
SM4500P-E, Total Phosphorus	Analytical Method: SM 4500-P E Preparation Method: SM4500-P B								
Phosphate as P04	**0.17**	mg/L	0.030	0.010	1	05/09/16 08:54	05/10/16 10:41		

REPORT OF LABORATORY ANALYSIS

This report shall not be reproduced, except in full,
without the written consent of Pace Analytical Services, Inc..

Pace Analytical Services, Inc.
9608 Loiret Blvd.
Lenexa, KS 66219
(913)599-5665

ANALYTICAL RESULTS

Project: FORT SMITH, AR
Pace Project No.: 60218184

Sample: MW-63R-201605 **Lab ID: 60218184008** Collected: 05/02/16 17:45 Received: 05/03/16 05:00 Matrix: Water

Parameters	Results	Units	Report Limit	MDL	DF	Prepared	Analyzed	CAS No.	Qual
Alcohol by Direct Inject GCFID	Analytical Method: EPA 8015 - Alcohol								
2-Chloroethanol	ND	ug/L	10000	1510	1		05/06/16 14:01	107-07-3	
6010 MET ICP	Analytical Method: EPA 6010 Preparation Method: EPA 3010								
Iron	**1820**	ug/L	50.0	8.8	1	05/03/16 14:40	05/04/16 11:34	7439-89-6	
Manganese	**108**	ug/L	5.0	0.25	1	05/03/16 14:40	05/04/16 11:34	7439-96-5	
8260 MSV	Analytical Method: EPA 5030B/8260								
Acetone	ND	ug/L	10.0	1.9	1		05/07/16 05:09	67-64-1	
Benzene	ND	ug/L	1.0	0.060	1		05/07/16 05:09	71-43-2	
Bromodichloromethane	ND	ug/L	1.0	0.19	1		05/07/16 05:09	75-27-4	
Bromoform	ND	ug/L	1.0	0.070	1		05/07/16 05:09	75-25-2	
Bromomethane	ND	ug/L	5.0	0.16	1		05/07/16 05:09	74-83-9	
2-Butanone (MEK)	ND	ug/L	10.0	0.59	1		05/07/16 05:09	78-93-3	
Carbon disulfide	ND	ug/L	5.0	0.12	1		05/07/16 05:09	75-15-0	
Carbon tetrachloride	ND	ug/L	1.0	0.18	1		05/07/16 05:09	56-23-5	
Chlorobenzene	ND	ug/L	1.0	0.21	1		05/07/16 05:09	108-90-7	
Chloroethane	ND	ug/L	1.0	0.15	1		05/07/16 05:09	75-00-3	
Chloroform	**0.31J**	ug/L	1.0	0.14	1		05/07/16 05:09	67-66-3	
Chloromethane	ND	ug/L	1.0	0.080	1		05/07/16 05:09	74-87-3	
Dibromochloromethane	ND	ug/L	1.0	0.21	1		05/07/16 05:09	124-48-1	
1,1-Dichloroethane	ND	ug/L	1.0	0.050	1		05/07/16 05:09	75-34-3	
1,2-Dichloroethane	ND	ug/L	1.0	0.12	1		05/07/16 05:09	107-06-2	
1,1-Dichloroethene	ND	ug/L	1.0	0.20	1		05/07/16 05:09	75-35-4	
cis-1,2-Dichloroethene	**0.55J**	ug/L	1.0	0.080	1		05/07/16 05:09	156-59-2	
trans-1,2-Dichloroethene	ND	ug/L	1.0	0.20	1		05/07/16 05:09	156-60-5	
1,2-Dichloropropane	ND	ug/L	1.0	0.16	1		05/07/16 05:09	78-87-5	
cis-1,3-Dichloropropene	ND	ug/L	1.0	0.14	1		05/07/16 05:09	10061-01-5	
trans-1,3-Dichloropropene	ND	ug/L	1.0	0.12	1		05/07/16 05:09	10061-02-6	
Ethylbenzene	ND	ug/L	1.0	0.18	1		05/07/16 05:09	100-41-4	
2-Hexanone	ND	ug/L	10.0	1.2	1		05/07/16 05:09	591-78-6	
Methylene chloride	ND	ug/L	1.0	0.15	1		05/07/16 05:09	75-09-2	
4-Methyl-2-pentanone (MIBK)	ND	ug/L	10.0	0.42	1		05/07/16 05:09	108-10-1	
Styrene	ND	ug/L	1.0	0.12	1		05/07/16 05:09	100-42-5	
1,1,2,2-Tetrachloroethane	ND	ug/L	1.0	0.15	1		05/07/16 05:09	79-34-5	
Tetrachloroethene	ND	ug/L	1.0	0.10	1		05/07/16 05:09	127-18-4	
Toluene	ND	ug/L	1.0	0.17	1		05/07/16 05:09	108-88-3	
1,1,1-Trichloroethane	ND	ug/L	1.0	0.11	1		05/07/16 05:09	71-55-6	
1,1,2-Trichloroethane	ND	ug/L	1.0	0.20	1		05/07/16 05:09	79-00-5	
Trichloroethene	**3.3**	ug/L	1.0	0.17	1		05/07/16 05:09	79-01-6	
Vinyl chloride	ND	ug/L	1.0	0.13	1		05/07/16 05:09	75-01-4	
Xylene (Total)	ND	ug/L	3.0	0.42	1		05/07/16 05:09	1330-20-7	
Surrogates									
4-Bromofluorobenzene (S)	103	%	77-130		1		05/07/16 05:09	460-00-4	
1,2-Dichloroethane-d4 (S)	106	%	81-127		1		05/07/16 05:09	17060-07-0	
Toluene-d8 (S)	96	%	80-120		1		05/07/16 05:09	2037-26-5	
Preservation pH	**1.0**		0.10	0.10	1		05/07/16 05:09		

REPORT OF LABORATORY ANALYSIS

This report shall not be reproduced, except in full,
without the written consent of Pace Analytical Services, Inc..

Pace Analytical Services, Inc.
9608 Loiret Blvd.
Lenexa, KS 66219
(913)599-5665

ANALYTICAL RESULTS

Project: FORT SMITH, AR
Pace Project No.: 60218184

Sample: MW-63R-201605 **Lab ID: 60218184008** Collected: 05/02/16 17:45 Received: 05/03/16 05:00 Matrix: Water

Parameters	Results	Units	Report Limit	MDL	DF	Prepared	Analyzed	CAS No.	Qual
2320B Alkalinity	Analytical Method: SM 2320B								
Alkalinity,Bicarbonate (CaCO3)	**39.7**	mg/L	20.0	2.0	1		05/05/16 11:13		
Alkalinity, Carbonate (CaCO3)	ND	mg/L	20.0	2.0	1		05/05/16 11:13		
Alkalinity, Total as CaCO3	**39.7**	mg/L	20.0	2.0	1		05/05/16 11:13		
Iron, Ferric (Calculation)	Analytical Method: SM 3500-Fe B#4								
Iron, Ferric	**1.6**	mg/L	0.20		1		05/16/16 00:00	7439-89-6	
4500H+ pH, Electrometric	Analytical Method: SM 4500-H+B								
pH at 25 Degrees C	**5.8**	Std. Units	0.10	0.10	1		05/02/16 17:00		H6
4500S2D Sulfide, Total	Analytical Method: SM 4500-S-2 D								
Sulfide, Total	ND	mg/L	0.050	0.012	1		05/03/16 15:51	18496-25-8	
300.0 IC Anions 28 Days	Analytical Method: EPA 300.0								
Chloride	**144**	mg/L	10.0	5.0	10		05/06/16 14:17	16887-00-6	
Sulfate	**5.8**	mg/L	1.0	0.25	1		05/04/16 20:40	14808-79-8	
350.1 Ammonia	Analytical Method: EPA 350.1								
Nitrogen, Ammonia	ND	mg/L	0.10	0.046	1		05/03/16 13:30	7664-41-7	
353.2 Nitrogen, NO2/NO3 unpres	Analytical Method: EPA 353.2								
Nitrogen, Nitrate	**0.31**	mg/L	0.10	0.012	1		05/04/16 14:41		
Nitrogen, Nitrite	ND	mg/L	0.10	0.010	1		05/04/16 14:41		
Nitrogen, NO2 plus NO3	**0.31**	mg/L	0.10	0.012	1		05/04/16 14:41		
Total Carbon Dioxide Calc	Analytical Method: SM 4500-CO2 D								
Carbon Dioxide Calculation	**173**	mg/L	20.0	20.0	1		05/16/16 00:00		
5310C TOC	Analytical Method: SM 5310C								
Total Organic Carbon	**0.14J**	mg/L	1.0	0.054	1		05/09/16 20:20	7440-44-0	
SM4500P-E, Total Phosphorus	Analytical Method: SM 4500-P E Preparation Method: SM4500-P B								
Phosphate as P04	**0.084**	mg/L	0.030	0.010	1	05/09/16 08:54	05/10/16 10:41		

REPORT OF LABORATORY ANALYSIS

This report shall not be reproduced, except in full,
without the written consent of Pace Analytical Services, Inc..

Pace Analytical Services, Inc.
9608 Loiret Blvd.
Lenexa, KS 66219
(913)599-5665

ANALYTICAL RESULTS

Project: FORT SMITH, AR
Pace Project No.: 60218184

Sample: MW-39R-201605 **Lab ID: 60218184009** Collected: 05/02/16 13:20 Received: 05/03/16 05:00 Matrix: Water

Parameters	Results	Units	Report Limit	MDL	DF	Prepared	Analyzed	CAS No.	Qual
Alcohol by Direct Inject GCFID	Analytical Method: EPA 8015 - Alcohol								
2-Chloroethanol	ND	ug/L	10000	1510	1		05/06/16 14:13	107-07-3	
6010 MET ICP	Analytical Method: EPA 6010 Preparation Method: EPA 3010								
Iron	**7380**	ug/L	50.0	8.8	1	05/03/16 14:40	05/04/16 11:36	7439-89-6	
Manganese	**2980**	ug/L	5.0	0.25	1	05/03/16 14:40	05/04/16 11:36	7439-96-5	
8260 MSV	Analytical Method: EPA 5030B/8260								
Acetone	ND	ug/L	10.0	1.9	1		05/07/16 05:23	67-64-1	
Benzene	ND	ug/L	1.0	0.060	1		05/07/16 05:23	71-43-2	
Bromodichloromethane	ND	ug/L	1.0	0.19	1		05/07/16 05:23	75-27-4	
Bromoform	ND	ug/L	1.0	0.070	1		05/07/16 05:23	75-25-2	
Bromomethane	ND	ug/L	5.0	0.16	1		05/07/16 05:23	74-83-9	
2-Butanone (MEK)	ND	ug/L	10.0	0.59	1		05/07/16 05:23	78-93-3	
Carbon disulfide	ND	ug/L	5.0	0.12	1		05/07/16 05:23	75-15-0	
Carbon tetrachloride	ND	ug/L	1.0	0.18	1		05/07/16 05:23	56-23-5	
Chlorobenzene	ND	ug/L	1.0	0.21	1		05/07/16 05:23	108-90-7	
Chloroethane	ND	ug/L	1.0	0.15	1		05/07/16 05:23	75-00-3	
Chloroform	ND	ug/L	1.0	0.14	1		05/07/16 05:23	67-66-3	
Chloromethane	ND	ug/L	1.0	0.080	1		05/07/16 05:23	74-87-3	
Dibromochloromethane	ND	ug/L	1.0	0.21	1		05/07/16 05:23	124-48-1	
1,1-Dichloroethane	ND	ug/L	1.0	0.050	1		05/07/16 05:23	75-34-3	
1,2-Dichloroethane	ND	ug/L	1.0	0.12	1		05/07/16 05:23	107-06-2	
1,1-Dichloroethene	ND	ug/L	1.0	0.20	1		05/07/16 05:23	75-35-4	
cis-1,2-Dichloroethene	ND	ug/L	1.0	0.080	1		05/07/16 05:23	156-59-2	
trans-1,2-Dichloroethene	ND	ug/L	1.0	0.20	1		05/07/16 05:23	156-60-5	
1,2-Dichloropropane	ND	ug/L	1.0	0.16	1		05/07/16 05:23	78-87-5	
cis-1,3-Dichloropropene	ND	ug/L	1.0	0.14	1		05/07/16 05:23	10061-01-5	
trans-1,3-Dichloropropene	ND	ug/L	1.0	0.12	1		05/07/16 05:23	10061-02-6	
Ethylbenzene	ND	ug/L	1.0	0.18	1		05/07/16 05:23	100-41-4	
2-Hexanone	ND	ug/L	10.0	1.2	1		05/07/16 05:23	591-78-6	
Methylene chloride	ND	ug/L	1.0	0.15	1		05/07/16 05:23	75-09-2	
4-Methyl-2-pentanone (MIBK)	ND	ug/L	10.0	0.42	1		05/07/16 05:23	108-10-1	
Styrene	ND	ug/L	1.0	0.12	1		05/07/16 05:23	100-42-5	
1,1,2,2-Tetrachloroethane	ND	ug/L	1.0	0.15	1		05/07/16 05:23	79-34-5	
Tetrachloroethene	ND	ug/L	1.0	0.10	1		05/07/16 05:23	127-18-4	
Toluene	ND	ug/L	1.0	0.17	1		05/07/16 05:23	108-88-3	
1,1,1-Trichloroethane	ND	ug/L	1.0	0.11	1		05/07/16 05:23	71-55-6	
1,1,2-Trichloroethane	ND	ug/L	1.0	0.20	1		05/07/16 05:23	79-00-5	
Trichloroethene	ND	ug/L	1.0	0.17	1		05/07/16 05:23	79-01-6	
Vinyl chloride	ND	ug/L	1.0	0.13	1		05/07/16 05:23	75-01-4	
Xylene (Total)	ND	ug/L	3.0	0.42	1		05/07/16 05:23	1330-20-7	
Surrogates									
4-Bromofluorobenzene (S)	101	%	77-130		1		05/07/16 05:23	460-00-4	
1,2-Dichloroethane-d4 (S)	105	%	81-127		1		05/07/16 05:23	17060-07-0	
Toluene-d8 (S)	97	%	80-120		1		05/07/16 05:23	2037-26-5	
Preservation pH	**1.0**		0.10	0.10	1		05/07/16 05:23		

REPORT OF LABORATORY ANALYSIS

This report shall not be reproduced, except in full,
without the written consent of Pace Analytical Services, Inc..

Pace Analytical Services, Inc.
9608 Loiret Blvd.
Lenexa, KS 66219
(913)599-5665

ANALYTICAL RESULTS

Project: FORT SMITH, AR
Pace Project No.: 60218184

Sample: MW-39R-201605 **Lab ID: 60218184009** Collected: 05/02/16 13:20 Received: 05/03/16 05:00 Matrix: Water

Parameters	Results	Units	Report Limit	MDL	DF	Prepared	Analyzed	CAS No.	Qual
2320B Alkalinity	Analytical Method: SM 2320B								
Alkalinity,Bicarbonate (CaCO3)	**41.6**	mg/L	20.0	2.0	1		05/06/16 11:25		
Alkalinity, Carbonate (CaCO3)	ND	mg/L	20.0	2.0	1		05/06/16 11:25		
Alkalinity, Total as CaCO3	**41.6**	mg/L	20.0	2.0	1		05/06/16 11:25		
Iron, Ferric (Calculation)	Analytical Method: SM 3500-Fe B#4								
Iron, Ferric	**4.1**	mg/L	0.20		1		05/17/12 00:00	7439-89-6	
4500H+ pH, Electrometric	Analytical Method: SM 4500-H+B								
pH at 25 Degrees C	**5.7**	Std. Units	0.10	0.10	1		05/02/16 17:00		H6
4500S2D Sulfide, Total	Analytical Method: SM 4500-S-2 D								
Sulfide, Total	ND	mg/L	0.050	0.012	1		05/03/16 15:51	18496-25-8	
300.0 IC Anions 28 Days	Analytical Method: EPA 300.0								
Chloride	**320**	mg/L	50.0	25.0	50		05/06/16 15:05	16887-00-6	
Sulfate	**4.4**	mg/L	1.0	0.25	1		05/04/16 20:56	14808-79-8	
350.1 Ammonia	Analytical Method: EPA 350.1								
Nitrogen, Ammonia	ND	mg/L	0.10	0.046	1		05/03/16 13:31	7664-41-7	
353.2 Nitrogen, NO2/NO3 unpres	Analytical Method: EPA 353.2								
Nitrogen, Nitrate	**0.040J**	mg/L	0.10	0.012	1		05/03/16 12:33		
Nitrogen, Nitrite	ND	mg/L	0.10	0.010	1		05/03/16 12:33		
Nitrogen, NO2 plus NO3	**0.040J**	mg/L	0.10	0.012	1		05/03/16 12:33		
Total Carbon Dioxide Calc	Analytical Method: SM 4500-CO2 D								
Carbon Dioxide Calculation	**191**	mg/L	20.0	20.0	1		05/16/16 00:00		
5310C TOC	Analytical Method: SM 5310C								
Total Organic Carbon	**0.51J**	mg/L	1.0	0.054	1		05/10/16 10:14	7440-44-0	B,M1
SM4500P-E, Total Phosphorus	Analytical Method: SM 4500-P E Preparation Method: SM4500-P B								
Phosphate as P04	**0.12**	mg/L	0.030	0.010	1	05/09/16 08:54	05/10/16 10:41		

REPORT OF LABORATORY ANALYSIS

This report shall not be reproduced, except in full,
without the written consent of Pace Analytical Services, Inc..

Pace Analytical Services, Inc.
9608 Loiret Blvd.
Lenexa, KS 66219
(913)599-5665

ANALYTICAL RESULTS

Project: FORT SMITH, AR
Pace Project No.: 60218184

Sample: MW-40R-201605 **Lab ID: 60218184010** Collected: 05/02/16 15:35 Received: 05/03/16 05:00 Matrix: Water

Parameters	Results	Units	Report Limit	MDL	DF	Prepared	Analyzed	CAS No.	Qual
Alcohol by Direct Inject GCFID	Analytical Method: EPA 8015 - Alcohol								
2-Chloroethanol	ND	ug/L	10000	1510	1		05/06/16 14:24	107-07-3	
6010 MET ICP	Analytical Method: EPA 6010 Preparation Method: EPA 3010								
Iron	**14300**	ug/L	50.0	8.8	1	05/03/16 14:40	05/04/16 11:39	7439-89-6	
Manganese	**3660**	ug/L	5.0	0.25	1	05/03/16 14:40	05/04/16 11:39	7439-96-5	
8260 MSV	Analytical Method: EPA 5030B/8260								
Acetone	ND	ug/L	10.0	1.9	1		05/07/16 05:38	67-64-1	
Benzene	ND	ug/L	1.0	0.060	1		05/07/16 05:38	71-43-2	
Bromodichloromethane	ND	ug/L	1.0	0.19	1		05/07/16 05:38	75-27-4	
Bromoform	ND	ug/L	1.0	0.070	1		05/07/16 05:38	75-25-2	
Bromomethane	ND	ug/L	5.0	0.16	1		05/07/16 05:38	74-83-9	
2-Butanone (MEK)	ND	ug/L	10.0	0.59	1		05/07/16 05:38	78-93-3	
Carbon disulfide	ND	ug/L	5.0	0.12	1		05/07/16 05:38	75-15-0	
Carbon tetrachloride	ND	ug/L	1.0	0.18	1		05/07/16 05:38	56-23-5	
Chlorobenzene	ND	ug/L	1.0	0.21	1		05/07/16 05:38	108-90-7	
Chloroethane	ND	ug/L	1.0	0.15	1		05/07/16 05:38	75-00-3	
Chloroform	ND	ug/L	1.0	0.14	1		05/07/16 05:38	67-66-3	
Chloromethane	ND	ug/L	1.0	0.080	1		05/07/16 05:38	74-87-3	
Dibromochloromethane	ND	ug/L	1.0	0.21	1		05/07/16 05:38	124-48-1	
1,1-Dichloroethane	ND	ug/L	1.0	0.050	1		05/07/16 05:38	75-34-3	
1,2-Dichloroethane	ND	ug/L	1.0	0.12	1		05/07/16 05:38	107-06-2	
1,1-Dichloroethene	ND	ug/L	1.0	0.20	1		05/07/16 05:38	75-35-4	
cis-1,2-Dichloroethene	ND	ug/L	1.0	0.080	1		05/07/16 05:38	156-59-2	
trans-1,2-Dichloroethene	ND	ug/L	1.0	0.20	1		05/07/16 05:38	156-60-5	
1,2-Dichloropropane	ND	ug/L	1.0	0.16	1		05/07/16 05:38	78-87-5	
cis-1,3-Dichloropropene	ND	ug/L	1.0	0.14	1		05/07/16 05:38	10061-01-5	
trans-1,3-Dichloropropene	ND	ug/L	1.0	0.12	1		05/07/16 05:38	10061-02-6	
Ethylbenzene	ND	ug/L	1.0	0.18	1		05/07/16 05:38	100-41-4	
2-Hexanone	ND	ug/L	10.0	1.2	1		05/07/16 05:38	591-78-6	
Methylene chloride	ND	ug/L	1.0	0.15	1		05/07/16 05:38	75-09-2	
4-Methyl-2-pentanone (MIBK)	ND	ug/L	10.0	0.42	1		05/07/16 05:38	108-10-1	
Styrene	ND	ug/L	1.0	0.12	1		05/07/16 05:38	100-42-5	
1,1,2,2-Tetrachloroethane	ND	ug/L	1.0	0.15	1		05/07/16 05:38	79-34-5	
Tetrachloroethene	ND	ug/L	1.0	0.10	1		05/07/16 05:38	127-18-4	
Toluene	ND	ug/L	1.0	0.17	1		05/07/16 05:38	108-88-3	
1,1,1-Trichloroethane	ND	ug/L	1.0	0.11	1		05/07/16 05:38	71-55-6	
1,1,2-Trichloroethane	ND	ug/L	1.0	0.20	1		05/07/16 05:38	79-00-5	
Trichloroethene	ND	ug/L	1.0	0.17	1		05/07/16 05:38	79-01-6	
Vinyl chloride	ND	ug/L	1.0	0.13	1		05/07/16 05:38	75-01-4	
Xylene (Total)	ND	ug/L	3.0	0.42	1		05/07/16 05:38	1330-20-7	
Surrogates									
4-Bromofluorobenzene (S)	101	%	77-130		1		05/07/16 05:38	460-00-4	
1,2-Dichloroethane-d4 (S)	101	%	81-127		1		05/07/16 05:38	17060-07-0	
Toluene-d8 (S)	96	%	80-120		1		05/07/16 05:38	2037-26-5	
Preservation pH	**1.0**		0.10	0.10	1		05/07/16 05:38		

REPORT OF LABORATORY ANALYSIS

This report shall not be reproduced, except in full,
without the written consent of Pace Analytical Services, Inc..

Pace Analytical Services, Inc.
9608 Loiret Blvd.
Lenexa, KS 66219
(913)599-5665

ANALYTICAL RESULTS

Project: FORT SMITH, AR
Pace Project No.: 60218184

Sample: MW-40R-201605 **Lab ID: 60218184010** Collected: 05/02/16 15:35 Received: 05/03/16 05:00 Matrix: Water

Parameters	Results	Units	Report Limit	MDL	DF	Prepared	Analyzed	CAS No.	Qual
2320B Alkalinity	Analytical Method: SM 2320B								
Alkalinity,Bicarbonate (CaCO3)	**51.1**	mg/L	20.0	2.0	1		05/06/16 11:28		
Alkalinity, Carbonate (CaCO3)	ND	mg/L	20.0	2.0	1		05/06/16 11:28		
Alkalinity, Total as CaCO3	**51.1**	mg/L	20.0	2.0	1		05/06/16 11:28		
Iron, Ferric (Calculation)	Analytical Method: SM 3500-Fe B#4								
Iron, Ferric	**11.0**	mg/L	0.20		1		05/17/12 00:00	7439-89-6	
4500H+ pH, Electrometric	Analytical Method: SM 4500-H+B								
pH at 25 Degrees C	**5.9**	Std. Units	0.10	0.10	1		05/02/16 17:00		H6
4500S2D Sulfide, Total	Analytical Method: SM 4500-S-2 D								
Sulfide, Total	ND	mg/L	0.050	0.012	1		05/03/16 15:52	18496-25-8	
300.0 IC Anions 28 Days	Analytical Method: EPA 300.0								
Chloride	**224**	mg/L	20.0	10.0	20		05/06/16 15:20	16887-00-6	
Sulfate	**5.7**	mg/L	1.0	0.25	1		05/04/16 21:12	14808-79-8	
350.1 Ammonia	Analytical Method: EPA 350.1								
Nitrogen, Ammonia	ND	mg/L	0.10	0.046	1		05/03/16 13:33	7664-41-7	
353.2 Nitrogen, NO2/NO3 unpres	Analytical Method: EPA 353.2								
Nitrogen, Nitrate	ND	mg/L	0.10	0.012	1		05/03/16 12:37		
Nitrogen, Nitrite	ND	mg/L	0.10	0.010	1		05/03/16 12:37		
Nitrogen, NO2 plus NO3	ND	mg/L	0.10	0.012	1		05/03/16 12:37		
Total Carbon Dioxide Calc	Analytical Method: SM 4500-CO2 D								
Carbon Dioxide Calculation	**183**	mg/L	20.0	20.0	1		05/16/16 00:00		
5310C TOC	Analytical Method: SM 5310C								
Total Organic Carbon	**0.39J**	mg/L	1.0	0.054	1		05/09/16 20:46	7440-44-0	
SM4500P-E, Total Phosphorus	Analytical Method: SM 4500-P E Preparation Method: SM4500-P B								
Phosphate as P04	**0.15**	mg/L	0.030	0.010	1	05/09/16 08:54	05/10/16 10:41		

REPORT OF LABORATORY ANALYSIS

This report shall not be reproduced, except in full,
without the written consent of Pace Analytical Services, Inc..

Pace Analytical Services, Inc.
9608 Loiret Blvd.
Lenexa, KS 66219
(913)599-5665

ANALYTICAL RESULTS

Project: FORT SMITH, AR
Pace Project No.: 60218184

Sample: MW-26-201605 **Lab ID: 60218184011** Collected: 05/02/16 14:00 Received: 05/03/16 05:00 Matrix: Water

Parameters	Results	Units	Report Limit	MDL	DF	Prepared	Analyzed	CAS No.	Qual
Alcohol by Direct Inject GCFID	Analytical Method: EPA 8015 - Alcohol								
2-Chloroethanol	ND	ug/L	10000	1510	1		05/06/16 14:35	107-07-3	
6010 MET ICP	Analytical Method: EPA 6010 Preparation Method: EPA 3010								
Iron	**109**	ug/L	50.0	8.8	1	05/03/16 14:40	05/04/16 11:41	7439-89-6	
Manganese	**222**	ug/L	5.0	0.25	1	05/03/16 14:40	05/04/16 11:41	7439-96-5	
8260 MSV	Analytical Method: EPA 5030B/8260								
Acetone	ND	ug/L	10.0	1.9	1		05/07/16 05:52	67-64-1	
Benzene	ND	ug/L	1.0	0.060	1		05/07/16 05:52	71-43-2	
Bromodichloromethane	ND	ug/L	1.0	0.19	1		05/07/16 05:52	75-27-4	
Bromoform	ND	ug/L	1.0	0.070	1		05/07/16 05:52	75-25-2	
Bromomethane	ND	ug/L	5.0	0.16	1		05/07/16 05:52	74-83-9	
2-Butanone (MEK)	ND	ug/L	10.0	0.59	1		05/07/16 05:52	78-93-3	
Carbon disulfide	ND	ug/L	5.0	0.12	1		05/07/16 05:52	75-15-0	
Carbon tetrachloride	ND	ug/L	1.0	0.18	1		05/07/16 05:52	56-23-5	
Chlorobenzene	ND	ug/L	1.0	0.21	1		05/07/16 05:52	108-90-7	
Chloroethane	ND	ug/L	1.0	0.15	1		05/07/16 05:52	75-00-3	
Chloroform	ND	ug/L	1.0	0.14	1		05/07/16 05:52	67-66-3	
Chloromethane	ND	ug/L	1.0	0.080	1		05/07/16 05:52	74-87-3	
Dibromochloromethane	ND	ug/L	1.0	0.21	1		05/07/16 05:52	124-48-1	
1,1-Dichloroethane	ND	ug/L	1.0	0.050	1		05/07/16 05:52	75-34-3	
1,2-Dichloroethane	ND	ug/L	1.0	0.12	1		05/07/16 05:52	107-06-2	
1,1-Dichloroethene	ND	ug/L	1.0	0.20	1		05/07/16 05:52	75-35-4	
cis-1,2-Dichloroethene	ND	ug/L	1.0	0.080	1		05/07/16 05:52	156-59-2	
trans-1,2-Dichloroethene	ND	ug/L	1.0	0.20	1		05/07/16 05:52	156-60-5	
1,2-Dichloropropane	ND	ug/L	1.0	0.16	1		05/07/16 05:52	78-87-5	
cis-1,3-Dichloropropene	ND	ug/L	1.0	0.14	1		05/07/16 05:52	10061-01-5	
trans-1,3-Dichloropropene	ND	ug/L	1.0	0.12	1		05/07/16 05:52	10061-02-6	
Ethylbenzene	ND	ug/L	1.0	0.18	1		05/07/16 05:52	100-41-4	
2-Hexanone	ND	ug/L	10.0	1.2	1		05/07/16 05:52	591-78-6	
Methylene chloride	ND	ug/L	1.0	0.15	1		05/07/16 05:52	75-09-2	
4-Methyl-2-pentanone (MIBK)	ND	ug/L	10.0	0.42	1		05/07/16 05:52	108-10-1	
Styrene	ND	ug/L	1.0	0.12	1		05/07/16 05:52	100-42-5	
1,1,2,2-Tetrachloroethane	ND	ug/L	1.0	0.15	1		05/07/16 05:52	79-34-5	
Tetrachloroethene	ND	ug/L	1.0	0.10	1		05/07/16 05:52	127-18-4	
Toluene	ND	ug/L	1.0	0.17	1		05/07/16 05:52	108-88-3	
1,1,1-Trichloroethane	ND	ug/L	1.0	0.11	1		05/07/16 05:52	71-55-6	
1,1,2-Trichloroethane	ND	ug/L	1.0	0.20	1		05/07/16 05:52	79-00-5	
Trichloroethene	ND	ug/L	1.0	0.17	1		05/07/16 05:52	79-01-6	
Vinyl chloride	ND	ug/L	1.0	0.13	1		05/07/16 05:52	75-01-4	
Xylene (Total)	ND	ug/L	3.0	0.42	1		05/07/16 05:52	1330-20-7	
Surrogates									
4-Bromofluorobenzene (S)	102	%	77-130		1		05/07/16 05:52	460-00-4	
1,2-Dichloroethane-d4 (S)	101	%	81-127		1		05/07/16 05:52	17060-07-0	
Toluene-d8 (S)	97	%	80-120		1		05/07/16 05:52	2037-26-5	
Preservation pH	**1.0**		0.10	0.10	1		05/07/16 05:52		

REPORT OF LABORATORY ANALYSIS

This report shall not be reproduced, except in full,
without the written consent of Pace Analytical Services, Inc..

Pace Analytical Services, Inc.
9608 Loiret Blvd.
Lenexa, KS 66219
(913)599-5665

ANALYTICAL RESULTS

Project: FORT SMITH, AR
Pace Project No.: 60218184

Sample: MW-26-201605 **Lab ID: 60218184011** Collected: 05/02/16 14:00 Received: 05/03/16 05:00 Matrix: Water

Parameters	Results	Units	Report Limit	MDL	DF	Prepared	Analyzed	CAS No.	Qual
2320B Alkalinity	Analytical Method: SM 2320B								
Alkalinity,Bicarbonate (CaCO3)	**20.8**	mg/L	20.0	2.0	1		05/06/16 11:34		
Alkalinity, Carbonate (CaCO3)	ND	mg/L	20.0	2.0	1		05/06/16 11:34		
Alkalinity, Total as CaCO3	**20.8**	mg/L	20.0	2.0	1		05/06/16 11:34		
Iron, Ferric (Calculation)	Analytical Method: SM 3500-Fe B#4								
Iron, Ferric	ND	mg/L	0.20		1		05/16/16 00:00	7439-89-6	
4500H+ pH, Electrometric	Analytical Method: SM 4500-H+B								
pH at 25 Degrees C	**5.4**	Std. Units	0.10	0.10	1		05/02/16 17:00		H6
4500S2D Sulfide, Total	Analytical Method: SM 4500-S-2 D								
Sulfide, Total	ND	mg/L	0.050	0.012	1		05/03/16 15:52	18496-25-8	
300.0 IC Anions 28 Days	Analytical Method: EPA 300.0								
Chloride	**336**	mg/L	50.0	25.0	50		05/06/16 15:36	16887-00-6	
Sulfate	**10.1**	mg/L	1.0	0.25	1		05/04/16 21:28	14808-79-8	
350.1 Ammonia	Analytical Method: EPA 350.1								
Nitrogen, Ammonia	ND	mg/L	0.10	0.046	1		05/03/16 13:34	7664-41-7	
353.2 Nitrogen, NO2/NO3 unpres	Analytical Method: EPA 353.2								
Nitrogen, Nitrate	**2.8**	mg/L	0.10	0.012	1		05/03/16 12:35		
Nitrogen, Nitrite	ND	mg/L	0.10	0.010	1		05/03/16 12:35		
Nitrogen, NO2 plus NO3	**2.8**	mg/L	0.10	0.012	1		05/03/16 12:35		
Total Carbon Dioxide Calc	Analytical Method: SM 4500-CO2 D								
Carbon Dioxide Calculation	**184**	mg/L	20.0	20.0	1		05/16/16 00:00		
5310C TOC	Analytical Method: SM 5310C								
Total Organic Carbon	**0.069J**	mg/L	1.0	0.054	1		05/09/16 20:58	7440-44-0	
SM4500P-E, Total Phosphorus	Analytical Method: SM 4500-P E Preparation Method: SM4500-P B								
Phosphate as P04	**0.11**	mg/L	0.030	0.010	1	05/09/16 08:54	05/10/16 10:42		

REPORT OF LABORATORY ANALYSIS

This report shall not be reproduced, except in full,
without the written consent of Pace Analytical Services, Inc..

Pace Analytical Services, Inc.
9608 Loiret Blvd.
Lenexa, KS 66219
(913)599-5665

ANALYTICAL RESULTS

Project: FORT SMITH, AR
Pace Project No.: 60218184

Sample: ITMW-20-201605 **Lab ID: 60218184012** Collected: 05/02/16 17:00 Received: 05/03/16 05:00 Matrix: Water

Parameters	Results	Units	Report Limit	MDL	DF	Prepared	Analyzed	CAS No.	Qual
Alcohol by Direct Inject GCFID	Analytical Method: EPA 8015 - Alcohol								
2-Chloroethanol	ND	ug/L	10000	1510	1		05/10/16 15:53	107-07-3	
6010 MET ICP	Analytical Method: EPA 6010 Preparation Method: EPA 3010								
Iron	**68.4**	ug/L	50.0	8.8	1	05/03/16 14:40	05/04/16 11:43	7439-89-6	
Manganese	**7.5**	ug/L	5.0	0.25	1	05/03/16 14:40	05/04/16 11:43	7439-96-5	
8260 MSV	Analytical Method: EPA 5030B/8260								
Acetone	ND	ug/L	10.0	1.9	1		05/07/16 06:06	67-64-1	
Benzene	ND	ug/L	1.0	0.060	1		05/07/16 06:06	71-43-2	
Bromodichloromethane	ND	ug/L	1.0	0.19	1		05/07/16 06:06	75-27-4	
Bromoform	ND	ug/L	1.0	0.070	1		05/07/16 06:06	75-25-2	
Bromomethane	ND	ug/L	5.0	0.16	1		05/07/16 06:06	74-83-9	
2-Butanone (MEK)	ND	ug/L	10.0	0.59	1		05/07/16 06:06	78-93-3	
Carbon disulfide	ND	ug/L	5.0	0.12	1		05/07/16 06:06	75-15-0	
Carbon tetrachloride	ND	ug/L	1.0	0.18	1		05/07/16 06:06	56-23-5	
Chlorobenzene	ND	ug/L	1.0	0.21	1		05/07/16 06:06	108-90-7	
Chloroethane	ND	ug/L	1.0	0.15	1		05/07/16 06:06	75-00-3	
Chloroform	ND	ug/L	1.0	0.14	1		05/07/16 06:06	67-66-3	
Chloromethane	ND	ug/L	1.0	0.080	1		05/07/16 06:06	74-87-3	
Dibromochloromethane	ND	ug/L	1.0	0.21	1		05/07/16 06:06	124-48-1	
1,1-Dichloroethane	ND	ug/L	1.0	0.050	1		05/07/16 06:06	75-34-3	
1,2-Dichloroethane	ND	ug/L	1.0	0.12	1		05/07/16 06:06	107-06-2	
1,1-Dichloroethene	ND	ug/L	1.0	0.20	1		05/07/16 06:06	75-35-4	
cis-1,2-Dichloroethene	ND	ug/L	1.0	0.080	1		05/07/16 06:06	156-59-2	
trans-1,2-Dichloroethene	ND	ug/L	1.0	0.20	1		05/07/16 06:06	156-60-5	
1,2-Dichloropropane	ND	ug/L	1.0	0.16	1		05/07/16 06:06	78-87-5	
cis-1,3-Dichloropropene	ND	ug/L	1.0	0.14	1		05/07/16 06:06	10061-01-5	
trans-1,3-Dichloropropene	ND	ug/L	1.0	0.12	1		05/07/16 06:06	10061-02-6	
Ethylbenzene	ND	ug/L	1.0	0.18	1		05/07/16 06:06	100-41-4	
2-Hexanone	ND	ug/L	10.0	1.2	1		05/07/16 06:06	591-78-6	
Methylene chloride	ND	ug/L	1.0	0.15	1		05/07/16 06:06	75-09-2	
4-Methyl-2-pentanone (MIBK)	ND	ug/L	10.0	0.42	1		05/07/16 06:06	108-10-1	
Styrene	ND	ug/L	1.0	0.12	1		05/07/16 06:06	100-42-5	R1
1,1,2,2-Tetrachloroethane	ND	ug/L	1.0	0.15	1		05/07/16 06:06	79-34-5	
Tetrachloroethene	ND	ug/L	1.0	0.10	1		05/07/16 06:06	127-18-4	
Toluene	ND	ug/L	1.0	0.17	1		05/07/16 06:06	108-88-3	
1,1,1-Trichloroethane	ND	ug/L	1.0	0.11	1		05/07/16 06:06	71-55-6	
1,1,2-Trichloroethane	ND	ug/L	1.0	0.20	1		05/07/16 06:06	79-00-5	
Trichloroethene	ND	ug/L	1.0	0.17	1		05/07/16 06:06	79-01-6	M1,R1
Vinyl chloride	ND	ug/L	1.0	0.13	1		05/07/16 06:06	75-01-4	
Xylene (Total)	ND	ug/L	3.0	0.42	1		05/07/16 06:06	1330-20-7	
Surrogates									
4-Bromofluorobenzene (S)	100	%	77-130		1		05/07/16 06:06	460-00-4	
1,2-Dichloroethane-d4 (S)	101	%	81-127		1		05/07/16 06:06	17060-07-0	
Toluene-d8 (S)	99	%	80-120		1		05/07/16 06:06	2037-26-5	
Preservation pH	**1.0**		0.10	0.10	1		05/07/16 06:06		

REPORT OF LABORATORY ANALYSIS

This report shall not be reproduced, except in full,
without the written consent of Pace Analytical Services, Inc..

Pace Analytical Services, Inc.
9608 Loiret Blvd.
Lenexa, KS 66219
(913)599-5665

ANALYTICAL RESULTS

Project: FORT SMITH, AR
Pace Project No.: 60218184

Sample: ITMW-20-201605 **Lab ID: 60218184012** Collected: 05/02/16 17:00 Received: 05/03/16 05:00 Matrix: Water

Parameters	Results	Units	Report Limit	MDL	DF	Prepared	Analyzed	CAS No.	Qual
2320B Alkalinity	Analytical Method: SM 2320B								
Alkalinity,Bicarbonate (CaCO3)	**53.2**	mg/L	20.0	2.0	1		05/06/16 11:37		
Alkalinity, Carbonate (CaCO3)	ND	mg/L	20.0	2.0	1		05/06/16 11:37		
Alkalinity, Total as CaCO3	**53.2**	mg/L	20.0	2.0	1		05/06/16 11:37		
Iron, Ferric (Calculation)	Analytical Method: SM 3500-Fe B#4								
Iron, Ferric	ND	mg/L	0.20		1		05/16/16 00:00	7439-89-6	
4500H+ pH, Electrometric	Analytical Method: SM 4500-H+B								
pH at 25 Degrees C	**6.3**	Std. Units	0.10	0.10	1		05/02/16 17:00		H6
4500S2D Sulfide, Total	Analytical Method: SM 4500-S-2 D								
Sulfide, Total	ND	mg/L	0.050	0.012	1		05/03/16 15:52	18496-25-8	
300.0 IC Anions 28 Days	Analytical Method: EPA 300.0								
Chloride	**95.7**	mg/L	10.0	5.0	10		05/06/16 15:52	16887-00-6	
Sulfate	**16.8**	mg/L	1.0	0.25	1		05/04/16 21:44	14808-79-8	
350.1 Ammonia	Analytical Method: EPA 350.1								
Nitrogen, Ammonia	ND	mg/L	0.10	0.046	1		05/03/16 13:36	7664-41-7	
353.2 Nitrogen, NO2/NO3 unpres	Analytical Method: EPA 353.2								
Nitrogen, Nitrate	**0.72**	mg/L	0.10	0.012	1		05/03/16 12:42		
Nitrogen, Nitrite	ND	mg/L	0.10	0.010	1		05/03/16 12:42		
Nitrogen, NO2 plus NO3	**0.72**	mg/L	0.10	0.012	1		05/03/16 12:42		
Total Carbon Dioxide Calc	Analytical Method: SM 4500-CO2 D								
Carbon Dioxide Calculation	**100**	mg/L	20.0	20.0	1		05/16/16 00:00		
5310C TOC	Analytical Method: SM 5310C								
Total Organic Carbon	**0.31J**	mg/L	1.0	0.054	1		05/09/16 21:11	7440-44-0	
SM4500P-E, Total Phosphorus	Analytical Method: SM 4500-P E Preparation Method: SM4500-P B								
Phosphate as P04	**0.043**	mg/L	0.030	0.010	1	05/09/16 08:54	05/10/16 10:42		

REPORT OF LABORATORY ANALYSIS

This report shall not be reproduced, except in full,
without the written consent of Pace Analytical Services, Inc..

Pace Analytical Services, Inc.
9608 Loiret Blvd.
Lenexa, KS 66219
(913)599-5665

ANALYTICAL RESULTS

Project: FORT SMITH, AR
Pace Project No.: 60218184

Sample: TB-01-201605 **Lab ID: 60218184013** Collected: 05/02/16 12:55 Received: 05/03/16 05:00 Matrix: Water

Parameters	Results	Units	Report Limit	MDL	DF	Prepared	Analyzed	CAS No.	Qual
8260 MSV	Analytical Method: EPA 5030B/8260								
Acetone	ND	ug/L	10.0	1.9	1		05/07/16 02:30	67-64-1	
Benzene	ND	ug/L	1.0	0.060	1		05/07/16 02:30	71-43-2	
Bromodichloromethane	ND	ug/L	1.0	0.19	1		05/07/16 02:30	75-27-4	
Bromoform	ND	ug/L	1.0	0.070	1		05/07/16 02:30	75-25-2	
Bromomethane	ND	ug/L	5.0	0.16	1		05/07/16 02:30	74-83-9	
2-Butanone (MEK)	ND	ug/L	10.0	0.59	1		05/07/16 02:30	78-93-3	
Carbon disulfide	ND	ug/L	5.0	0.12	1		05/07/16 02:30	75-15-0	
Carbon tetrachloride	ND	ug/L	1.0	0.18	1		05/07/16 02:30	56-23-5	
Chlorobenzene	ND	ug/L	1.0	0.21	1		05/07/16 02:30	108-90-7	
Chloroethane	ND	ug/L	1.0	0.15	1		05/07/16 02:30	75-00-3	
Chloroform	ND	ug/L	1.0	0.14	1		05/07/16 02:30	67-66-3	
Chloromethane	ND	ug/L	1.0	0.080	1		05/07/16 02:30	74-87-3	
Dibromochloromethane	ND	ug/L	1.0	0.21	1		05/07/16 02:30	124-48-1	
1,1-Dichloroethane	ND	ug/L	1.0	0.050	1		05/07/16 02:30	75-34-3	
1,2-Dichloroethane	ND	ug/L	1.0	0.12	1		05/07/16 02:30	107-06-2	
1,1-Dichloroethene	ND	ug/L	1.0	0.20	1		05/07/16 02:30	75-35-4	
cis-1,2-Dichloroethene	ND	ug/L	1.0	0.080	1		05/07/16 02:30	156-59-2	
trans-1,2-Dichloroethene	ND	ug/L	1.0	0.20	1		05/07/16 02:30	156-60-5	
1,2-Dichloropropane	ND	ug/L	1.0	0.16	1		05/07/16 02:30	78-87-5	
cis-1,3-Dichloropropene	ND	ug/L	1.0	0.14	1		05/07/16 02:30	10061-01-5	
trans-1,3-Dichloropropene	ND	ug/L	1.0	0.12	1		05/07/16 02:30	10061-02-6	
Ethylbenzene	ND	ug/L	1.0	0.18	1		05/07/16 02:30	100-41-4	
2-Hexanone	ND	ug/L	10.0	1.2	1		05/07/16 02:30	591-78-6	
Methylene chloride	ND	ug/L	1.0	0.15	1		05/07/16 02:30	75-09-2	
4-Methyl-2-pentanone (MIBK)	ND	ug/L	10.0	0.42	1		05/07/16 02:30	108-10-1	
Styrene	ND	ug/L	1.0	0.12	1		05/07/16 02:30	100-42-5	
1,1,2,2-Tetrachloroethane	ND	ug/L	1.0	0.15	1		05/07/16 02:30	79-34-5	
Tetrachloroethene	ND	ug/L	1.0	0.10	1		05/07/16 02:30	127-18-4	
Toluene	ND	ug/L	1.0	0.17	1		05/07/16 02:30	108-88-3	
1,1,1-Trichloroethane	ND	ug/L	1.0	0.11	1		05/07/16 02:30	71-55-6	
1,1,2-Trichloroethane	ND	ug/L	1.0	0.20	1		05/07/16 02:30	79-00-5	
Trichloroethene	ND	ug/L	1.0	0.17	1		05/07/16 02:30	79-01-6	
Vinyl chloride	ND	ug/L	1.0	0.13	1		05/07/16 02:30	75-01-4	
Xylene (Total)	ND	ug/L	3.0	0.42	1		05/07/16 02:30	1330-20-7	
Surrogates									
4-Bromofluorobenzene (S)	102	%	77-130		1		05/07/16 02:30	460-00-4	
1,2-Dichloroethane-d4 (S)	101	%	81-127		1		05/07/16 02:30	17060-07-0	
Toluene-d8 (S)	98	%	80-120		1		05/07/16 02:30	2037-26-5	
Preservation pH	**1.0**		0.10	0.10	1		05/07/16 02:30		

REPORT OF LABORATORY ANALYSIS

This report shall not be reproduced, except in full,
without the written consent of Pace Analytical Services, Inc..

Pace Analytical Services, Inc.
9608 Loiret Blvd.
Lenexa, KS 66219
(913)599-5665

ANALYTICAL RESULTS

Project: FORT SMITH, AR
Pace Project No.: 60218184

Sample: TB-02-201605 **Lab ID: 60218184014** Collected: 05/02/16 12:55 Received: 05/03/16 05:00 Matrix: Water

Parameters	Results	Units	Report Limit	MDL	DF	Prepared	Analyzed	CAS No.	Qual
8260 MSV	Analytical Method: EPA 5030B/8260								
Acetone	ND	ug/L	10.0	1.9	1		05/07/16 02:45	67-64-1	
Benzene	ND	ug/L	1.0	0.060	1		05/07/16 02:45	71-43-2	
Bromodichloromethane	ND	ug/L	1.0	0.19	1		05/07/16 02:45	75-27-4	
Bromoform	ND	ug/L	1.0	0.070	1		05/07/16 02:45	75-25-2	
Bromomethane	ND	ug/L	5.0	0.16	1		05/07/16 02:45	74-83-9	
2-Butanone (MEK)	ND	ug/L	10.0	0.59	1		05/07/16 02:45	78-93-3	
Carbon disulfide	ND	ug/L	5.0	0.12	1		05/07/16 02:45	75-15-0	
Carbon tetrachloride	ND	ug/L	1.0	0.18	1		05/07/16 02:45	56-23-5	
Chlorobenzene	ND	ug/L	1.0	0.21	1		05/07/16 02:45	108-90-7	
Chloroethane	ND	ug/L	1.0	0.15	1		05/07/16 02:45	75-00-3	
Chloroform	ND	ug/L	1.0	0.14	1		05/07/16 02:45	67-66-3	
Chloromethane	ND	ug/L	1.0	0.080	1		05/07/16 02:45	74-87-3	
Dibromochloromethane	ND	ug/L	1.0	0.21	1		05/07/16 02:45	124-48-1	
1,1-Dichloroethane	ND	ug/L	1.0	0.050	1		05/07/16 02:45	75-34-3	
1,2-Dichloroethane	ND	ug/L	1.0	0.12	1		05/07/16 02:45	107-06-2	
1,1-Dichloroethene	ND	ug/L	1.0	0.20	1		05/07/16 02:45	75-35-4	
cis-1,2-Dichloroethene	ND	ug/L	1.0	0.080	1		05/07/16 02:45	156-59-2	
trans-1,2-Dichloroethene	ND	ug/L	1.0	0.20	1		05/07/16 02:45	156-60-5	
1,2-Dichloropropane	ND	ug/L	1.0	0.16	1		05/07/16 02:45	78-87-5	
cis-1,3-Dichloropropene	ND	ug/L	1.0	0.14	1		05/07/16 02:45	10061-01-5	
trans-1,3-Dichloropropene	ND	ug/L	1.0	0.12	1		05/07/16 02:45	10061-02-6	
Ethylbenzene	ND	ug/L	1.0	0.18	1		05/07/16 02:45	100-41-4	
2-Hexanone	ND	ug/L	10.0	1.2	1		05/07/16 02:45	591-78-6	
Methylene chloride	ND	ug/L	1.0	0.15	1		05/07/16 02:45	75-09-2	
4-Methyl-2-pentanone (MIBK)	ND	ug/L	10.0	0.42	1		05/07/16 02:45	108-10-1	
Styrene	ND	ug/L	1.0	0.12	1		05/07/16 02:45	100-42-5	
1,1,2,2-Tetrachloroethane	ND	ug/L	1.0	0.15	1		05/07/16 02:45	79-34-5	
Tetrachloroethene	ND	ug/L	1.0	0.10	1		05/07/16 02:45	127-18-4	
Toluene	ND	ug/L	1.0	0.17	1		05/07/16 02:45	108-88-3	
1,1,1-Trichloroethane	ND	ug/L	1.0	0.11	1		05/07/16 02:45	71-55-6	
1,1,2-Trichloroethane	ND	ug/L	1.0	0.20	1		05/07/16 02:45	79-00-5	
Trichloroethene	ND	ug/L	1.0	0.17	1		05/07/16 02:45	79-01-6	
Vinyl chloride	ND	ug/L	1.0	0.13	1		05/07/16 02:45	75-01-4	
Xylene (Total)	ND	ug/L	3.0	0.42	1		05/07/16 02:45	1330-20-7	
Surrogates									
4-Bromofluorobenzene (S)	102	%	77-130		1		05/07/16 02:45	460-00-4	
1,2-Dichloroethane-d4 (S)	111	%	81-127		1		05/07/16 02:45	17060-07-0	
Toluene-d8 (S)	98	%	80-120		1		05/07/16 02:45	2037-26-5	
Preservation pH	**1.0**		0.10	0.10	1		05/07/16 02:45		

REPORT OF LABORATORY ANALYSIS

This report shall not be reproduced, except in full,
without the written consent of Pace Analytical Services, Inc..

Pace Analytical Services, Inc.
9608 Loiret Blvd.
Lenexa, KS 66219
(913)599-5665

ANALYTICAL RESULTS

Project: FORT SMITH, AR
Pace Project No.: 60218184

Sample: TB-03-201605 **Lab ID: 60218184015** Collected: 05/02/16 12:55 Received: 05/03/16 05:00 Matrix: Water

Parameters	Results	Units	Report Limit	MDL	DF	Prepared	Analyzed	CAS No.	Qual
8260 MSV	Analytical Method: EPA 5030B/8260								
Acetone	ND	ug/L	10.0	1.9	1		05/07/16 02:59	67-64-1	
Benzene	ND	ug/L	1.0	0.060	1		05/07/16 02:59	71-43-2	
Bromodichloromethane	ND	ug/L	1.0	0.19	1		05/07/16 02:59	75-27-4	
Bromoform	ND	ug/L	1.0	0.070	1		05/07/16 02:59	75-25-2	
Bromomethane	ND	ug/L	5.0	0.16	1		05/07/16 02:59	74-83-9	
2-Butanone (MEK)	ND	ug/L	10.0	0.59	1		05/07/16 02:59	78-93-3	
Carbon disulfide	ND	ug/L	5.0	0.12	1		05/07/16 02:59	75-15-0	
Carbon tetrachloride	ND	ug/L	1.0	0.18	1		05/07/16 02:59	56-23-5	
Chlorobenzene	ND	ug/L	1.0	0.21	1		05/07/16 02:59	108-90-7	
Chloroethane	ND	ug/L	1.0	0.15	1		05/07/16 02:59	75-00-3	
Chloroform	ND	ug/L	1.0	0.14	1		05/07/16 02:59	67-66-3	
Chloromethane	ND	ug/L	1.0	0.080	1		05/07/16 02:59	74-87-3	
Dibromochloromethane	ND	ug/L	1.0	0.21	1		05/07/16 02:59	124-48-1	
1,1-Dichloroethane	ND	ug/L	1.0	0.050	1		05/07/16 02:59	75-34-3	
1,2-Dichloroethane	ND	ug/L	1.0	0.12	1		05/07/16 02:59	107-06-2	
1,1-Dichloroethene	ND	ug/L	1.0	0.20	1		05/07/16 02:59	75-35-4	
cis-1,2-Dichloroethene	ND	ug/L	1.0	0.080	1		05/07/16 02:59	156-59-2	
trans-1,2-Dichloroethene	ND	ug/L	1.0	0.20	1		05/07/16 02:59	156-60-5	
1,2-Dichloropropane	ND	ug/L	1.0	0.16	1		05/07/16 02:59	78-87-5	
cis-1,3-Dichloropropene	ND	ug/L	1.0	0.14	1		05/07/16 02:59	10061-01-5	
trans-1,3-Dichloropropene	ND	ug/L	1.0	0.12	1		05/07/16 02:59	10061-02-6	
Ethylbenzene	ND	ug/L	1.0	0.18	1		05/07/16 02:59	100-41-4	
2-Hexanone	ND	ug/L	10.0	1.2	1		05/07/16 02:59	591-78-6	
Methylene chloride	ND	ug/L	1.0	0.15	1		05/07/16 02:59	75-09-2	
4-Methyl-2-pentanone (MIBK)	ND	ug/L	10.0	0.42	1		05/07/16 02:59	108-10-1	
Styrene	ND	ug/L	1.0	0.12	1		05/07/16 02:59	100-42-5	
1,1,2,2-Tetrachloroethane	ND	ug/L	1.0	0.15	1		05/07/16 02:59	79-34-5	
Tetrachloroethene	ND	ug/L	1.0	0.10	1		05/07/16 02:59	127-18-4	
Toluene	ND	ug/L	1.0	0.17	1		05/07/16 02:59	108-88-3	
1,1,1-Trichloroethane	ND	ug/L	1.0	0.11	1		05/07/16 02:59	71-55-6	
1,1,2-Trichloroethane	ND	ug/L	1.0	0.20	1		05/07/16 02:59	79-00-5	
Trichloroethene	ND	ug/L	1.0	0.17	1		05/07/16 02:59	79-01-6	
Vinyl chloride	ND	ug/L	1.0	0.13	1		05/07/16 02:59	75-01-4	
Xylene (Total)	ND	ug/L	3.0	0.42	1		05/07/16 02:59	1330-20-7	
Surrogates									
4-Bromofluorobenzene (S)	101	%	77-130		1		05/07/16 02:59	460-00-4	
1,2-Dichloroethane-d4 (S)	99	%	81-127		1		05/07/16 02:59	17060-07-0	
Toluene-d8 (S)	97	%	80-120		1		05/07/16 02:59	2037-26-5	
Preservation pH	**1.0**		0.10	0.10	1		05/07/16 02:59		

REPORT OF LABORATORY ANALYSIS

This report shall not be reproduced, except in full,
without the written consent of Pace Analytical Services, Inc..

Pace Analytical Services, Inc.
9608 Loiret Blvd.
Lenexa, KS 66219
(913)599-5665

ANALYTICAL RESULTS

Project: FORT SMITH, AR
Pace Project No.: 60218184

Sample: EB-01-201605 **Lab ID: 60218184016** Collected: 05/02/16 16:45 Received: 05/03/16 05:00 Matrix: Water

Parameters	Results	Units	Report Limit	MDL	DF	Prepared	Analyzed	CAS No.	Qual
8260 MSV	Analytical Method: EPA 5030B/8260								
Acetone	ND	ug/L	10.0	1.9	1		05/07/16 03:14	67-64-1	
Benzene	ND	ug/L	1.0	0.060	1		05/07/16 03:14	71-43-2	
Bromodichloromethane	ND	ug/L	1.0	0.19	1		05/07/16 03:14	75-27-4	
Bromoform	ND	ug/L	1.0	0.070	1		05/07/16 03:14	75-25-2	
Bromomethane	ND	ug/L	5.0	0.16	1		05/07/16 03:14	74-83-9	
2-Butanone (MEK)	ND	ug/L	10.0	0.59	1		05/07/16 03:14	78-93-3	
Carbon disulfide	ND	ug/L	5.0	0.12	1		05/07/16 03:14	75-15-0	
Carbon tetrachloride	ND	ug/L	1.0	0.18	1		05/07/16 03:14	56-23-5	
Chlorobenzene	ND	ug/L	1.0	0.21	1		05/07/16 03:14	108-90-7	
Chloroethane	ND	ug/L	1.0	0.15	1		05/07/16 03:14	75-00-3	
Chloroform	ND	ug/L	1.0	0.14	1		05/07/16 03:14	67-66-3	
Chloromethane	ND	ug/L	1.0	0.080	1		05/07/16 03:14	74-87-3	
Dibromochloromethane	ND	ug/L	1.0	0.21	1		05/07/16 03:14	124-48-1	
1,1-Dichloroethane	ND	ug/L	1.0	0.050	1		05/07/16 03:14	75-34-3	
1,2-Dichloroethane	ND	ug/L	1.0	0.12	1		05/07/16 03:14	107-06-2	
1,1-Dichloroethene	ND	ug/L	1.0	0.20	1		05/07/16 03:14	75-35-4	
cis-1,2-Dichloroethene	ND	ug/L	1.0	0.080	1		05/07/16 03:14	156-59-2	
trans-1,2-Dichloroethene	ND	ug/L	1.0	0.20	1		05/07/16 03:14	156-60-5	
1,2-Dichloropropane	ND	ug/L	1.0	0.16	1		05/07/16 03:14	78-87-5	
cis-1,3-Dichloropropene	ND	ug/L	1.0	0.14	1		05/07/16 03:14	10061-01-5	
trans-1,3-Dichloropropene	ND	ug/L	1.0	0.12	1		05/07/16 03:14	10061-02-6	
Ethylbenzene	ND	ug/L	1.0	0.18	1		05/07/16 03:14	100-41-4	
2-Hexanone	ND	ug/L	10.0	1.2	1		05/07/16 03:14	591-78-6	
Methylene chloride	ND	ug/L	1.0	0.15	1		05/07/16 03:14	75-09-2	
4-Methyl-2-pentanone (MIBK)	ND	ug/L	10.0	0.42	1		05/07/16 03:14	108-10-1	
Styrene	ND	ug/L	1.0	0.12	1		05/07/16 03:14	100-42-5	
1,1,2,2-Tetrachloroethane	ND	ug/L	1.0	0.15	1		05/07/16 03:14	79-34-5	
Tetrachloroethene	ND	ug/L	1.0	0.10	1		05/07/16 03:14	127-18-4	
Toluene	ND	ug/L	1.0	0.17	1		05/07/16 03:14	108-88-3	
1,1,1-Trichloroethane	ND	ug/L	1.0	0.11	1		05/07/16 03:14	71-55-6	
1,1,2-Trichloroethane	ND	ug/L	1.0	0.20	1		05/07/16 03:14	79-00-5	
Trichloroethene	ND	ug/L	1.0	0.17	1		05/07/16 03:14	79-01-6	
Vinyl chloride	ND	ug/L	1.0	0.13	1		05/07/16 03:14	75-01-4	
Xylene (Total)	ND	ug/L	3.0	0.42	1		05/07/16 03:14	1330-20-7	
Surrogates									
4-Bromofluorobenzene (S)	102	%	77-130		1		05/07/16 03:14	460-00-4	
1,2-Dichloroethane-d4 (S)	112	%	81-127		1		05/07/16 03:14	17060-07-0	
Toluene-d8 (S)	98	%	80-120		1		05/07/16 03:14	2037-26-5	
Preservation pH	**1.0**		0.10	0.10	1		05/07/16 03:14		

REPORT OF LABORATORY ANALYSIS

This report shall not be reproduced, except in full,
without the written consent of Pace Analytical Services, Inc..

Pace Analytical Services, Inc.
9608 Loiret Blvd.
Lenexa, KS 66219
(913)599-5665

ANALYTICAL RESULTS

Project: FORT SMITH, AR
Pace Project No.: 60218184

Sample: EB-02-201605 **Lab ID: 60218184017** Collected: 05/02/16 17:00 Received: 05/03/16 05:00 Matrix: Water

Parameters	Results	Units	Report Limit	MDL	DF	Prepared	Analyzed	CAS No.	Qual
8260 MSV	Analytical Method: EPA 5030B/8260								
Acetone	ND	ug/L	10.0	1.9	1		05/09/16 20:49	67-64-1	
Benzene	ND	ug/L	1.0	0.060	1		05/09/16 20:49	71-43-2	
Bromodichloromethane	ND	ug/L	1.0	0.19	1		05/09/16 20:49	75-27-4	
Bromoform	ND	ug/L	1.0	0.070	1		05/09/16 20:49	75-25-2	
Bromomethane	ND	ug/L	5.0	0.16	1		05/09/16 20:49	74-83-9	
2-Butanone (MEK)	ND	ug/L	10.0	0.59	1		05/09/16 20:49	78-93-3	
Carbon disulfide	ND	ug/L	5.0	0.12	1		05/09/16 20:49	75-15-0	
Carbon tetrachloride	ND	ug/L	1.0	0.18	1		05/09/16 20:49	56-23-5	
Chlorobenzene	ND	ug/L	1.0	0.21	1		05/09/16 20:49	108-90-7	
Chloroethane	ND	ug/L	1.0	0.15	1		05/09/16 20:49	75-00-3	
Chloroform	ND	ug/L	1.0	0.14	1		05/09/16 20:49	67-66-3	
Chloromethane	ND	ug/L	1.0	0.080	1		05/09/16 20:49	74-87-3	
Dibromochloromethane	ND	ug/L	1.0	0.21	1		05/09/16 20:49	124-48-1	
1,1-Dichloroethane	ND	ug/L	1.0	0.050	1		05/09/16 20:49	75-34-3	
1,2-Dichloroethane	ND	ug/L	1.0	0.12	1		05/09/16 20:49	107-06-2	
1,1-Dichloroethene	ND	ug/L	1.0	0.20	1		05/09/16 20:49	75-35-4	
cis-1,2-Dichloroethene	ND	ug/L	1.0	0.080	1		05/09/16 20:49	156-59-2	
trans-1,2-Dichloroethene	ND	ug/L	1.0	0.20	1		05/09/16 20:49	156-60-5	
1,2-Dichloropropane	ND	ug/L	1.0	0.16	1		05/09/16 20:49	78-87-5	
cis-1,3-Dichloropropene	ND	ug/L	1.0	0.14	1		05/09/16 20:49	10061-01-5	
trans-1,3-Dichloropropene	ND	ug/L	1.0	0.12	1		05/09/16 20:49	10061-02-6	
Ethylbenzene	ND	ug/L	1.0	0.18	1		05/09/16 20:49	100-41-4	
2-Hexanone	ND	ug/L	10.0	1.2	1		05/09/16 20:49	591-78-6	
Methylene chloride	ND	ug/L	1.0	0.15	1		05/09/16 20:49	75-09-2	
4-Methyl-2-pentanone (MIBK)	ND	ug/L	10.0	0.42	1		05/09/16 20:49	108-10-1	
Styrene	ND	ug/L	1.0	0.12	1		05/09/16 20:49	100-42-5	
1,1,2,2-Tetrachloroethane	ND	ug/L	1.0	0.15	1		05/09/16 20:49	79-34-5	
Tetrachloroethene	ND	ug/L	1.0	0.10	1		05/09/16 20:49	127-18-4	
Toluene	ND	ug/L	1.0	0.17	1		05/09/16 20:49	108-88-3	
1,1,1-Trichloroethane	ND	ug/L	1.0	0.11	1		05/09/16 20:49	71-55-6	
1,1,2-Trichloroethane	ND	ug/L	1.0	0.20	1		05/09/16 20:49	79-00-5	
Trichloroethene	ND	ug/L	1.0	0.17	1		05/09/16 20:49	79-01-6	
Vinyl chloride	ND	ug/L	1.0	0.13	1		05/09/16 20:49	75-01-4	
Xylene (Total)	ND	ug/L	3.0	0.42	1		05/09/16 20:49	1330-20-7	
Surrogates									
4-Bromofluorobenzene (S)	99	%	77-130		1		05/09/16 20:49	460-00-4	
1,2-Dichloroethane-d4 (S)	98	%	81-127		1		05/09/16 20:49	17060-07-0	
Toluene-d8 (S)	99	%	80-120		1		05/09/16 20:49	2037-26-5	
Preservation pH	**1.0**		0.10	0.10	1		05/09/16 20:49		

REPORT OF LABORATORY ANALYSIS

This report shall not be reproduced, except in full,
without the written consent of Pace Analytical Services, Inc..

Pace Analytical Services, Inc.
9608 Loiret Blvd.
Lenexa, KS 66219
(913)599-5665

QUALITY CONTROL DATA

Project: FORT SMITH, AR
Pace Project No.: 60218184

QC Batch: GCSV/5416 Analysis Method: EPA 8015 - Alcohol
QC Batch Method: EPA 8015 - Alcohol Analysis Description: Alcohol by Direct Inject GCFID
Associated Lab Samples: 60218184001, 60218184002, 60218184003, 60218184004, 60218184005, 60218184006, 60218184007, 60218184008, 60218184009, 60218184010, 60218184011

METHOD BLANK: 225181 Matrix: Water
Associated Lab Samples:

Parameter	Units	Blank Result	Reporting Limit	MDL	Analyzed	Qualifiers
2-Chloroethanol	ug/L	ND	10000	1510	05/06/16 10:20	

LABORATORY CONTROL SAMPLE: 225182

Parameter	Units	Spike Conc.	LCS Result	LCS % Rec	% Rec Limits	Qualifiers
2-Chloroethanol	ug/L	100000	91600	92	40-140	

MATRIX SPIKE & MATRIX SPIKE DUPLICATE: 225183 225184

Parameter	Units	60218184006 Result	MS Spike Conc.	MSD Spike Conc.	MS Result	MSD Result	MS % Rec	MSD % Rec	% Rec Limits	RPD	Max RPD	Qual
2-Chloroethanol	ug/L	ND	100000	100000	92100	80900	92	81	40-140	13	40	

Results presented on this page are in the units indicated by the "Units" column except where an alternate unit is presented to the right of the result.

REPORT OF LABORATORY ANALYSIS

This report shall not be reproduced, except in full,
without the written consent of Pace Analytical Services, Inc..

Pace Analytical Services, Inc.
9608 Loiret Blvd.
Lenexa, KS 66219
(913)599-5665

QUALITY CONTROL DATA

Project: FORT SMITH, AR
Pace Project No.: 60218184

QC Batch: GCSV/5417
QC Batch Method: EPA 8015 - Alcohol
Analysis Method: EPA 8015 - Alcohol
Analysis Description: Alcohol by Direct Inject GCFID
Associated Lab Samples: 60218184012

METHOD BLANK: 225185 Matrix: Water
Associated Lab Samples:

Parameter	Units	Blank Result	Reporting Limit	MDL	Analyzed	Qualifiers
2-Chloroethanol	ug/L	ND	10000	1510	05/10/16 15:07	

LABORATORY CONTROL SAMPLE: 225186

Parameter	Units	Spike Conc.	LCS Result	LCS % Rec	% Rec Limits	Qualifiers
2-Chloroethanol	ug/L	100000	96300	96	40-140	

MATRIX SPIKE & MATRIX SPIKE DUPLICATE: 225187 225188

Parameter	Units	60218184012 Result	MS Spike Conc.	MSD Spike Conc.	MS Result	MSD Result	MS % Rec	MSD % Rec	% Rec Limits	RPD	Max RPD	Qual
2-Chloroethanol	ug/L	ND	100000	100000	101000	98800	101	99	40-140	2	40	

Results presented on this page are in the units indicated by the "Units" column except where an alternate unit is presented to the right of the result.

REPORT OF LABORATORY ANALYSIS

This report shall not be reproduced, except in full,
without the written consent of Pace Analytical Services, Inc..

Pace Analytical Services, Inc.
9608 Loiret Blvd.
Lenexa, KS 66219
(913)599-5665

QUALITY CONTROL DATA

Project: FORT SMITH, AR
Pace Project No.: 60218184

QC Batch: MPRP/35756 Analysis Method: EPA 6010
QC Batch Method: EPA 3010 Analysis Description: 6010 MET
Associated Lab Samples: 60218184001, 60218184002, 60218184003, 60218184004, 60218184005, 60218184006, 60218184007, 60218184008, 60218184009, 60218184010, 60218184011, 60218184012

METHOD BLANK: 1750986 Matrix: Water
Associated Lab Samples: 60218184001, 60218184002, 60218184003, 60218184004, 60218184005, 60218184006, 60218184007, 60218184008, 60218184009, 60218184010, 60218184011, 60218184012

Parameter	Units	Blank Result	Reporting Limit	MDL	Analyzed	Qualifiers
Iron	ug/L	ND	50.0	8.8	05/04/16 11:05	
Manganese	ug/L	ND	5.0	0.25	05/04/16 11:05	

LABORATORY CONTROL SAMPLE: 1750987

Parameter	Units	Spike Conc.	LCS Result	LCS % Rec	% Rec Limits	Qualifiers
Iron	ug/L	10000	9680	97	80-120	
Manganese	ug/L	1000	937	94	80-120	

MATRIX SPIKE & MATRIX SPIKE DUPLICATE: 1750988 1750989

Parameter	Units	60218184006 Result	MS Spike Conc.	MSD Spike Conc.	MS Result	MSD Result	MS % Rec	MSD % Rec	% Rec Limits	RPD	Max RPD	Qual
Iron	ug/L	180	10000	10000	9930	10000	97	99	75-125	1	20	
Manganese	ug/L	1370	1000	1000	2280	2320	92	96	75-125	2	20	

MATRIX SPIKE & MATRIX SPIKE DUPLICATE: 1750990 1750991

Parameter	Units	60218184012 Result	MS Spike Conc.	MSD Spike Conc.	MS Result	MSD Result	MS % Rec	MSD % Rec	% Rec Limits	RPD	Max RPD	Qual
Iron	ug/L	68.4	10000	10000	9810	9940	97	99	75-125	1	20	
Manganese	ug/L	7.5	1000	1000	956	956	95	95	75-125	0	20	

Results presented on this page are in the units indicated by the "Units" column except where an alternate unit is presented to the right of the result.

REPORT OF LABORATORY ANALYSIS

This report shall not be reproduced, except in full,
without the written consent of Pace Analytical Services, Inc..

Pace Analytical Services, Inc.
9608 Loiret Blvd.
Lenexa, KS 66219
(913)599-5665

QUALITY CONTROL DATA

Project: FORT SMITH, AR
Pace Project No.: 60218184

QC Batch: MSV/75624 Analysis Method: EPA 5030B/8260
QC Batch Method: EPA 5030B/8260 Analysis Description: 8260 MSV Water 10 mL Purge
Associated Lab Samples: 60218184001, 60218184002, 60218184003, 60218184004, 60218184005, 60218184006, 60218184007, 60218184008, 60218184009, 60218184010, 60218184011, 60218184012, 60218184013, 60218184014, 60218184015, 60218184016

METHOD BLANK: 1753103 Matrix: Water
Associated Lab Samples: 60218184001, 60218184002, 60218184003, 60218184004, 60218184005, 60218184006, 60218184007, 60218184008, 60218184009, 60218184010, 60218184011, 60218184012, 60218184013, 60218184014, 60218184015, 60218184016

Parameter	Units	Blank Result	Reporting Limit	MDL	Analyzed	Qualifiers
1,1,1-Trichloroethane	ug/L	ND	1.0	0.11	05/07/16 02:16	
1,1,2,2-Tetrachloroethane	ug/L	ND	1.0	0.15	05/07/16 02:16	
1,1,2-Trichloroethane	ug/L	ND	1.0	0.20	05/07/16 02:16	
1,1-Dichloroethane	ug/L	ND	1.0	0.050	05/07/16 02:16	
1,1-Dichloroethene	ug/L	ND	1.0	0.20	05/07/16 02:16	
1,2-Dichloroethane	ug/L	ND	1.0	0.12	05/07/16 02:16	
1,2-Dichloropropane	ug/L	ND	1.0	0.16	05/07/16 02:16	
2-Butanone (MEK)	ug/L	ND	10.0	0.59	05/07/16 02:16	
2-Hexanone	ug/L	ND	10.0	1.2	05/07/16 02:16	
4-Methyl-2-pentanone (MIBK)	ug/L	ND	10.0	0.42	05/07/16 02:16	
Acetone	ug/L	ND	10.0	1.9	05/07/16 02:16	
Benzene	ug/L	ND	1.0	0.060	05/07/16 02:16	
Bromodichloromethane	ug/L	ND	1.0	0.19	05/07/16 02:16	
Bromoform	ug/L	ND	1.0	0.070	05/07/16 02:16	
Bromomethane	ug/L	ND	5.0	0.16	05/07/16 02:16	
Carbon disulfide	ug/L	ND	5.0	0.12	05/07/16 02:16	
Carbon tetrachloride	ug/L	ND	1.0	0.18	05/07/16 02:16	
Chlorobenzene	ug/L	ND	1.0	0.21	05/07/16 02:16	
Chloroethane	ug/L	ND	1.0	0.15	05/07/16 02:16	
Chloroform	ug/L	ND	1.0	0.14	05/07/16 02:16	
Chloromethane	ug/L	ND	1.0	0.080	05/07/16 02:16	
cis-1,2-Dichloroethene	ug/L	ND	1.0	0.080	05/07/16 02:16	
cis-1,3-Dichloropropene	ug/L	ND	1.0	0.14	05/07/16 02:16	
Dibromochloromethane	ug/L	ND	1.0	0.21	05/07/16 02:16	
Ethylbenzene	ug/L	ND	1.0	0.18	05/07/16 02:16	
Methylene chloride	ug/L	0.93J	1.0	0.15	05/07/16 02:16	
Styrene	ug/L	ND	1.0	0.12	05/07/16 02:16	
Tetrachloroethene	ug/L	ND	1.0	0.10	05/07/16 02:16	
Toluene	ug/L	ND	1.0	0.17	05/07/16 02:16	
trans-1,2-Dichloroethene	ug/L	ND	1.0	0.20	05/07/16 02:16	
trans-1,3-Dichloropropene	ug/L	ND	1.0	0.12	05/07/16 02:16	
Trichloroethene	ug/L	ND	1.0	0.17	05/07/16 02:16	
Vinyl chloride	ug/L	ND	1.0	0.13	05/07/16 02:16	
Xylene (Total)	ug/L	ND	3.0	0.42	05/07/16 02:16	
1,2-Dichloroethane-d4 (S)	%	100	81-127		05/07/16 02:16	
4-Bromofluorobenzene (S)	%	100	77-130		05/07/16 02:16	
Toluene-d8 (S)	%	97	80-120		05/07/16 02:16	

Results presented on this page are in the units indicated by the "Units" column except where an alternate unit is presented to the right of the result.

REPORT OF LABORATORY ANALYSIS

This report shall not be reproduced, except in full,
without the written consent of Pace Analytical Services, Inc..

Pace Analytical Services, Inc.
9608 Loiret Blvd.
Lenexa, KS 66219
(913)599-5665

QUALITY CONTROL DATA

Project: FORT SMITH, AR
Pace Project No.: 60218184

LABORATORY CONTROL SAMPLE: 1753104

Parameter	Units	Spike Conc.	LCS Result	LCS % Rec	% Rec Limits	Qualifiers
1,1,1-Trichloroethane	ug/L	20	19.9	100	81-116	
1,1,2,2-Tetrachloroethane	ug/L	20	19.0	95	72-117	
1,1,2-Trichloroethane	ug/L	20	21.0	105	79-108	
1,1-Dichloroethane	ug/L	20	20.4	102	83-117	
1,1-Dichloroethene	ug/L	20	19.8	99	74-114	
1,2-Dichloroethane	ug/L	20	20.2	101	72-116	
1,2-Dichloropropane	ug/L	20	20.4	102	80-120	
2-Butanone (MEK)	ug/L	100	101	101	67-129	
2-Hexanone	ug/L	100	98.7	99	70-128	
4-Methyl-2-pentanone (MIBK)	ug/L	100	106	106	80-120	
Acetone	ug/L	100	102	102	56-142	
Benzene	ug/L	20	21.2	106	79-116	
Bromodichloromethane	ug/L	20	20.2	101	80-120	
Bromoform	ug/L	20	19.1	96	73-114	
Bromomethane	ug/L	20	15.7	79	49-153	
Carbon disulfide	ug/L	20	20.3	101	82-121	
Carbon tetrachloride	ug/L	20	20.1	101	80-116	
Chlorobenzene	ug/L	20	20.5	102	80-120	
Chloroethane	ug/L	20	20.0	100	67-124	
Chloroform	ug/L	20	19.9	100	79-120	
Chloromethane	ug/L	20	19.5	98	10-192	
cis-1,2-Dichloroethene	ug/L	20	19.6	98	80-120	
cis-1,3-Dichloropropene	ug/L	20	20.4	102	80-120	
Dibromochloromethane	ug/L	20	20.6	103	80-120	
Ethylbenzene	ug/L	20	20.4	102	80-120	
Methylene chloride	ug/L	20	20.8	104	80-120	
Styrene	ug/L	20	20.7	103	80-120	
Tetrachloroethene	ug/L	20	19.7	98	80-120	
Toluene	ug/L	20	20.4	102	80-120	
trans-1,2-Dichloroethene	ug/L	20	19.8	99	78-108	
trans-1,3-Dichloropropene	ug/L	20	20.3	101	85-120	
Trichloroethene	ug/L	20	20.7	103	76-114	
Vinyl chloride	ug/L	20	19.4	97	69-129	
Xylene (Total)	ug/L	60	61.1	102	80-120	
1,2-Dichloroethane-d4 (S)	%			99	81-127	
4-Bromofluorobenzene (S)	%			100	77-130	
Toluene-d8 (S)	%			98	80-120	

MATRIX SPIKE & MATRIX SPIKE DUPLICATE: 1753105 1753106

Parameter	Units	60218184006 Result	MS Spike Conc.	MSD Spike Conc.	MS Result	MSD Result	MS % Rec	MSD % Rec	% Rec Limits	RPD	Max RPD	Qual
1,1,1-Trichloroethane	ug/L	ND	20	20	22.2	21.4	111	107	70-135	4	12	
1,1,2,2-Tetrachloroethane	ug/L	ND	20	20	22.2	18.5	111	92	54-136	18	15	R1
1,1,2-Trichloroethane	ug/L	ND	20	20	21.5	18.9	108	94	70-113	13	15	

Results presented on this page are in the units indicated by the "Units" column except where an alternate unit is presented to the right of the result.

REPORT OF LABORATORY ANALYSIS

This report shall not be reproduced, except in full,
without the written consent of Pace Analytical Services, Inc..

Pace Analytical Services, Inc.
9608 Loiret Blvd.
Lenexa, KS 66219
(913)599-5665

QUALITY CONTROL DATA

Project: FORT SMITH, AR
Pace Project No.: 60218184

MATRIX SPIKE & MATRIX SPIKE DUPLICATE: 1753105 1753106

Parameter	Units	60218184006 Result	MS Spike Conc.	MSD Spike Conc.	MS Result	MSD Result	MS % Rec	MSD % Rec	% Rec Limits	RPD	Max RPD	Qual
1,1-Dichloroethane	ug/L	ND	20	20	22.3	20.8	112	104	80-122	7	13	
1,1-Dichloroethene	ug/L	ND	20	20	22.6	21.5	113	108	73-118	5	14	
1,2-Dichloroethane	ug/L	ND	20	20	21.3	19.5	107	98	54-137	9	41	
1,2-Dichloropropane	ug/L	ND	20	20	21.5	20.3	107	102	77-116	6	12	
2-Butanone (MEK)	ug/L	ND	100	100	104	90.5	104	91	30-127	13	18	
2-Hexanone	ug/L	ND	100	100	103	89.0	103	89	44-124	14	18	
4-Methyl-2-pentanone (MIBK)	ug/L	ND	100	100	107	96.1	107	96	70-124	11	15	
Acetone	ug/L	ND	100	100	100	89.8	100	90	10-132	11	20	
Benzene	ug/L	ND	20	20	22.6	21.1	113	105	37-151	7	40	
Bromodichloromethane	ug/L	ND	20	20	20.7	19.6	104	98	76-118	6	11	
Bromoform	ug/L	ND	20	20	20.2	19.4	101	97	64-113	4	15	
Bromomethane	ug/L	ND	20	20	19.4	19.5	97	98	41-154	1	43	
Carbon disulfide	ug/L	ND	20	20	23.2	21.2	115	106	80-139	9	17	
Carbon tetrachloride	ug/L	ND	20	20	22.9	20.6	114	103	75-127	10	13	
Chlorobenzene	ug/L	ND	20	20	21.8	20.3	109	102	79-113	7	13	
Chloroethane	ug/L	ND	20	20	22.7	21.0	114	105	53-154	8	20	
Chloroform	ug/L	0.39J	20	20	21.7	19.6	107	96	74-115	10	12	
Chloromethane	ug/L	ND	20	20	19.4	27.8	97	139	33-169	36	72	
cis-1,2-Dichloroethene	ug/L	ND	20	20	21.3	19.4	106	97	58-139	9	40	
cis-1,3-Dichloropropene	ug/L	ND	20	20	20.2	19.8	101	99	70-120	2	14	
Dibromochloromethane	ug/L	ND	20	20	20.7	18.0	103	90	77-114	14	13	R1
Ethylbenzene	ug/L	ND	20	20	22.0	21.2	110	106	29-151	4	45	
Methylene chloride	ug/L	ND	20	20	21.2	20.4	106	102	76-120	4	13	
Styrene	ug/L	ND	20	20	21.1	20.6	106	103	66-127	2	15	
Tetrachloroethene	ug/L	ND	20	20	22.3	20.7	111	104	77-118	7	14	
Toluene	ug/L	ND	20	20	22.5	20.4	112	102	37-147	10	43	
trans-1,2-Dichloroethene	ug/L	ND	20	20	21.4	20.1	107	100	69-125	6	16	
trans-1,3-Dichloropropene	ug/L	ND	20	20	20.5	20.5	103	102	71-118	0	13	
Trichloroethene	ug/L	2.1	20	20	22.5	21.6	102	97	71-116	4	14	
Vinyl chloride	ug/L	ND	20	20	21.9	22.1	110	110	65-142	1	22	
Xylene (Total)	ug/L	ND	60	60	65.5	61.0	109	102	27-156	7	46	
1,2-Dichloroethane-d4 (S)	%						97	98	81-127			
4-Bromofluorobenzene (S)	%						100	95	77-130			
Toluene-d8 (S)	%						100	98	80-120			
Preservation pH		1.0			1.0	1.0				0		

MATRIX SPIKE & MATRIX SPIKE DUPLICATE: 1753107 1753108

Parameter	Units	60218184012 Result	MS Spike Conc.	MSD Spike Conc.	MS Result	MSD Result	MS % Rec	MSD % Rec	% Rec Limits	RPD	Max RPD	Qual
1,1,1-Trichloroethane	ug/L	ND	20	20	23.0	22.1	115	111	70-135	4	12	
1,1,2,2-Tetrachloroethane	ug/L	ND	20	20	21.7	21.4	108	107	54-136	2	15	
1,1,2-Trichloroethane	ug/L	ND	20	20	20.6	20.4	103	102	70-113	1	15	

Results presented on this page are in the units indicated by the "Units" column except where an alternate unit is presented to the right of the result.

REPORT OF LABORATORY ANALYSIS

This report shall not be reproduced, except in full,
without the written consent of Pace Analytical Services, Inc..

Pace Analytical Services, Inc.
9608 Loiret Blvd.
Lenexa, KS 66219
(913)599-5665

QUALITY CONTROL DATA

Project: FORT SMITH, AR
Pace Project No.: 60218184

MATRIX SPIKE & MATRIX SPIKE DUPLICATE: 1753107 1753108

Parameter	Units	60218184012 Result	MS Spike Conc.	MSD Spike Conc.	MS Result	MSD Result	MS % Rec	MSD % Rec	% Rec Limits	RPD	Max RPD	Qual
1,1-Dichloroethane	ug/L	ND	20	20	22.8	21.6	114	108	80-122	5	13	
1,1-Dichloroethene	ug/L	ND	20	20	21.6	22.1	108	110	73-118	2	14	
1,2-Dichloroethane	ug/L	ND	20	20	21.6	20.7	108	104	54-137	4	41	
1,2-Dichloropropane	ug/L	ND	20	20	22.2	20.8	111	104	77-116	6	12	
2-Butanone (MEK)	ug/L	ND	100	100	102	98.7	102	99	30-127	3	18	
2-Hexanone	ug/L	ND	100	100	97.9	94.9	98	95	44-124	3	18	
4-Methyl-2-pentanone (MIBK)	ug/L	ND	100	100	109	104	109	104	70-124	4	15	
Acetone	ug/L	ND	100	100	95.8	99.3	96	99	10-132	4	20	
Benzene	ug/L	ND	20	20	23.1	22.0	115	110	37-151	5	40	
Bromodichloromethane	ug/L	ND	20	20	21.3	21.0	107	105	76-118	2	11	
Bromoform	ug/L	ND	20	20	18.3	19.1	92	96	64-113	4	15	
Bromomethane	ug/L	ND	20	20	18.3	19.6	92	98	41-154	7	43	
Carbon disulfide	ug/L	ND	20	20	23.8	22.5	119	112	80-139	6	17	
Carbon tetrachloride	ug/L	ND	20	20	23.8	22.5	119	113	75-127	5	13	
Chlorobenzene	ug/L	ND	20	20	21.2	20.0	106	100	79-113	6	13	
Chloroethane	ug/L	ND	20	20	22.0	21.3	110	106	53-154	4	20	
Chloroform	ug/L	ND	20	20	22.1	20.7	110	103	74-115	7	12	
Chloromethane	ug/L	ND	20	20	21.3	20.5	106	103	33-169	4	72	
cis-1,2-Dichloroethene	ug/L	ND	20	20	21.3	20.6	107	103	58-139	4	40	
cis-1,3-Dichloropropene	ug/L	ND	20	20	20.3	19.6	101	98	70-120	3	14	
Dibromochloromethane	ug/L	ND	20	20	20.6	20.2	103	101	77-114	2	13	
Ethylbenzene	ug/L	ND	20	20	21.4	21.1	107	105	29-151	2	45	
Methylene chloride	ug/L	ND	20	20	21.9	20.6	110	103	76-120	6	13	
Styrene	ug/L	ND	20	20	21.1	16.9	105	84	66-127	22	15	R1
Tetrachloroethene	ug/L	ND	20	20	21.0	20.3	105	101	77-118	3	14	
Toluene	ug/L	ND	20	20	21.7	20.8	109	104	37-147	5	43	
trans-1,2-Dichloroethene	ug/L	ND	20	20	22.4	21.2	112	106	69-125	6	16	
trans-1,3-Dichloropropene	ug/L	ND	20	20	20.1	19.5	100	97	71-118	3	13	
Trichloroethene	ug/L	ND	20	20	23.5	20.0	117	100	71-116	16	14	M1,R1
Vinyl chloride	ug/L	ND	20	20	23.0	21.8	115	109	65-142	5	22	
Xylene (Total)	ug/L	ND	60	60	65.1	62.8	108	105	27-156	4	46	
1,2-Dichloroethane-d4 (S)	%						100	103	81-127			
4-Bromofluorobenzene (S)	%						103	102	77-130			
Toluene-d8 (S)	%						97	98	80-120			
Preservation pH		1.0			1.0	1.0				0		

Results presented on this page are in the units indicated by the "Units" column except where an alternate unit is presented to the right of the result.

REPORT OF LABORATORY ANALYSIS

This report shall not be reproduced, except in full,
without the written consent of Pace Analytical Services, Inc..

Pace Analytical Services, Inc.
9608 Loiret Blvd.
Lenexa, KS 66219
(913)599-5665

QUALITY CONTROL DATA

Project: FORT SMITH, AR
Pace Project No.: 60218184

QC Batch: MSV/75656
QC Batch Method: EPA 5030B/8260
Analysis Method: EPA 5030B/8260
Analysis Description: 8260 MSV Water 10 mL Purge
Associated Lab Samples: 60218184017

METHOD BLANK: 1754642
Matrix: Water
Associated Lab Samples: 60218184017

Parameter	Units	Blank Result	Reporting Limit	MDL	Analyzed	Qualifiers
1,1,1-Trichloroethane	ug/L	ND	1.0	0.11	05/09/16 18:54	
1,1,2,2-Tetrachloroethane	ug/L	ND	1.0	0.15	05/09/16 18:54	
1,1,2-Trichloroethane	ug/L	ND	1.0	0.20	05/09/16 18:54	
1,1-Dichloroethane	ug/L	ND	1.0	0.050	05/09/16 18:54	
1,1-Dichloroethene	ug/L	ND	1.0	0.20	05/09/16 18:54	
1,2-Dichloroethane	ug/L	ND	1.0	0.12	05/09/16 18:54	
1,2-Dichloropropane	ug/L	ND	1.0	0.16	05/09/16 18:54	
2-Butanone (MEK)	ug/L	ND	10.0	0.59	05/09/16 18:54	
2-Hexanone	ug/L	ND	10.0	1.2	05/09/16 18:54	
4-Methyl-2-pentanone (MIBK)	ug/L	ND	10.0	0.42	05/09/16 18:54	
Acetone	ug/L	ND	10.0	1.9	05/09/16 18:54	
Benzene	ug/L	ND	1.0	0.060	05/09/16 18:54	
Bromodichloromethane	ug/L	ND	1.0	0.19	05/09/16 18:54	
Bromoform	ug/L	ND	1.0	0.070	05/09/16 18:54	
Bromomethane	ug/L	ND	5.0	0.16	05/09/16 18:54	
Carbon disulfide	ug/L	ND	5.0	0.12	05/09/16 18:54	
Carbon tetrachloride	ug/L	ND	1.0	0.18	05/09/16 18:54	
Chlorobenzene	ug/L	ND	1.0	0.21	05/09/16 18:54	
Chloroethane	ug/L	ND	1.0	0.15	05/09/16 18:54	
Chloroform	ug/L	ND	1.0	0.14	05/09/16 18:54	
Chloromethane	ug/L	ND	1.0	0.080	05/09/16 18:54	
cis-1,2-Dichloroethene	ug/L	ND	1.0	0.080	05/09/16 18:54	
cis-1,3-Dichloropropene	ug/L	ND	1.0	0.14	05/09/16 18:54	
Dibromochloromethane	ug/L	ND	1.0	0.21	05/09/16 18:54	
Ethylbenzene	ug/L	ND	1.0	0.18	05/09/16 18:54	
Methylene chloride	ug/L	ND	1.0	0.15	05/09/16 18:54	
Styrene	ug/L	ND	1.0	0.12	05/09/16 18:54	
Tetrachloroethene	ug/L	ND	1.0	0.10	05/09/16 18:54	
Toluene	ug/L	ND	1.0	0.17	05/09/16 18:54	
trans-1,2-Dichloroethene	ug/L	ND	1.0	0.20	05/09/16 18:54	
trans-1,3-Dichloropropene	ug/L	ND	1.0	0.12	05/09/16 18:54	
Trichloroethene	ug/L	ND	1.0	0.17	05/09/16 18:54	
Vinyl chloride	ug/L	ND	1.0	0.13	05/09/16 18:54	
Xylene (Total)	ug/L	ND	3.0	0.42	05/09/16 18:54	
1,2-Dichloroethane-d4 (S)	%	96	81-127		05/09/16 18:54	
4-Bromofluorobenzene (S)	%	101	77-130		05/09/16 18:54	
Toluene-d8 (S)	%	99	80-120		05/09/16 18:54	

Results presented on this page are in the units indicated by the "Units" column except where an alternate unit is presented to the right of the result.

REPORT OF LABORATORY ANALYSIS

This report shall not be reproduced, except in full,
without the written consent of Pace Analytical Services, Inc..

Pace Analytical Services, Inc.
9608 Loiret Blvd.
Lenexa, KS 66219
(913)599-5665

QUALITY CONTROL DATA

Project: FORT SMITH, AR
Pace Project No.: 60218184

LABORATORY CONTROL SAMPLE: 1754643

Parameter	Units	Spike Conc.	LCS Result	LCS % Rec	% Rec Limits	Qualifiers
1,1,1-Trichloroethane	ug/L	20	19.1	96	81-116	
1,1,2,2-Tetrachloroethane	ug/L	20	18.2	91	72-117	
1,1,2-Trichloroethane	ug/L	20	18.7	94	79-108	
1,1-Dichloroethane	ug/L	20	19.0	95	83-117	
1,1-Dichloroethene	ug/L	20	19.3	96	74-114	
1,2-Dichloroethane	ug/L	20	18.9	94	72-116	
1,2-Dichloropropane	ug/L	20	19.5	98	80-120	
2-Butanone (MEK)	ug/L	100	95.5	96	67-129	
2-Hexanone	ug/L	100	95.9	96	70-128	
4-Methyl-2-pentanone (MIBK)	ug/L	100	98.8	99	80-120	
Acetone	ug/L	100	102	102	56-142	
Benzene	ug/L	20	19.5	98	79-116	
Bromodichloromethane	ug/L	20	19.3	97	80-120	
Bromoform	ug/L	20	18.6	93	73-114	
Bromomethane	ug/L	20	20.2	101	49-153	
Carbon disulfide	ug/L	20	19.3	96	82-121	
Carbon tetrachloride	ug/L	20	18.4	92	80-116	
Chlorobenzene	ug/L	20	19.6	98	80-120	
Chloroethane	ug/L	20	19.1	96	67-124	
Chloroform	ug/L	20	19.4	97	79-120	
Chloromethane	ug/L	20	25.9	129	10-192	
cis-1,2-Dichloroethene	ug/L	20	19.0	95	80-120	
cis-1,3-Dichloropropene	ug/L	20	18.5	92	80-120	
Dibromochloromethane	ug/L	20	18.5	92	80-120	
Ethylbenzene	ug/L	20	19.5	98	80-120	
Methylene chloride	ug/L	20	20.9	105	80-120	
Styrene	ug/L	20	20.2	101	80-120	
Tetrachloroethene	ug/L	20	18.8	94	80-120	
Toluene	ug/L	20	19.5	97	80-120	
trans-1,2-Dichloroethene	ug/L	20	18.4	92	78-108	
trans-1,3-Dichloropropene	ug/L	20	19.7	99	85-120	
Trichloroethene	ug/L	20	19.5	97	76-114	
Vinyl chloride	ug/L	20	19.6	98	69-129	
Xylene (Total)	ug/L	60	59.9	100	80-120	
1,2-Dichloroethane-d4 (S)	%			95	81-127	
4-Bromofluorobenzene (S)	%			95	77-130	
Toluene-d8 (S)	%			101	80-120	

MATRIX SPIKE & MATRIX SPIKE DUPLICATE: 1754644 1754645

Parameter	Units	60218183003 Result	MS Spike Conc.	MSD Spike Conc.	MS Result	MSD Result	MS % Rec	MSD % Rec	% Rec Limits	RPD	Max RPD	Qual
1,1,1-Trichloroethane	ug/L	ND	20	20	21.5	19.9	108	100	70-135	8	12	
1,1,2,2-Tetrachloroethane	ug/L	ND	20	20	19.7	18.3	98	92	54-136	7	15	
1,1,2-Trichloroethane	ug/L	ND	20	20	18.5	18.0	92	90	70-113	3	15	

Results presented on this page are in the units indicated by the "Units" column except where an alternate unit is presented to the right of the result.

REPORT OF LABORATORY ANALYSIS

This report shall not be reproduced, except in full,
without the written consent of Pace Analytical Services, Inc..

Pace Analytical Services, Inc.
9608 Loiret Blvd.
Lenexa, KS 66219
(913)599-5665

QUALITY CONTROL DATA

Project: FORT SMITH, AR
Pace Project No.: 60218184

MATRIX SPIKE & MATRIX SPIKE DUPLICATE: 1754644 1754645

Parameter	Units	60218183003 Result	MS Spike Conc.	MSD Spike Conc.	MS Result	MSD Result	MS % Rec	MSD % Rec	% Rec Limits	RPD	Max RPD	Qual
1,1-Dichloroethane	ug/L	ND	20	20	21.0	19.5	105	98	80-122	7	13	
1,1-Dichloroethene	ug/L	ND	20	20	20.4	19.8	102	99	73-118	3	14	
1,2-Dichloroethane	ug/L	ND	20	20	19.6	18.7	98	93	54-137	5	41	
1,2-Dichloropropane	ug/L	ND	20	20	20.4	19.3	102	96	77-116	5	12	
2-Butanone (MEK)	ug/L	ND	100	100	87.3	86.1	87	86	30-127	1	18	
2-Hexanone	ug/L	ND	100	100	96.1	89.6	96	90	44-124	7	18	
4-Methyl-2-pentanone (MIBK)	ug/L	ND	100	100	101	97.4	101	97	70-124	3	15	
Acetone	ug/L	ND	100	100	94.6	88.3	95	88	10-132	7	20	
Benzene	ug/L	ND	20	20	21.6	20.1	108	100	37-151	7	40	
Bromodichloromethane	ug/L	ND	20	20	19.9	18.8	100	94	76-118	6	11	
Bromoform	ug/L	ND	20	20	18.9	17.5	94	88	64-113	7	15	
Bromomethane	ug/L	ND	20	20	19.0	19.8	95	99	41-154	4	43	
Carbon disulfide	ug/L	ND	20	20	21.5	20.2	107	101	80-139	6	17	
Carbon tetrachloride	ug/L	ND	20	20	20.9	19.7	105	99	75-127	6	13	
Chlorobenzene	ug/L	ND	20	20	20.7	19.7	104	99	79-113	5	13	
Chloroethane	ug/L	ND	20	20	21.7	20.5	109	103	53-154	6	20	
Chloroform	ug/L	ND	20	20	20.0	18.6	100	93	74-115	7	12	
Chloromethane	ug/L	ND	20	20	29.8	28.3	149	141	33-169	5	72	
cis-1,2-Dichloroethene	ug/L	20.0	20	20	39.8	39.4	99	97	58-139	1	40	
cis-1,3-Dichloropropene	ug/L	ND	20	20	19.0	18.3	95	92	70-120	4	14	
Dibromochloromethane	ug/L	ND	20	20	19.2	17.3	96	87	77-114	10	13	
Ethylbenzene	ug/L	ND	20	20	20.8	20.5	104	102	29-151	2	45	
Methylene chloride	ug/L	ND	20	20	21.2	19.3	106	96	76-120	9	13	
Styrene	ug/L	ND	20	20	20.0	18.5	100	93	66-127	8	15	
Tetrachloroethene	ug/L	ND	20	20	20.5	19.6	102	98	77-118	4	14	
Toluene	ug/L	ND	20	20	20.8	19.4	104	97	37-147	7	43	
trans-1,2-Dichloroethene	ug/L	ND	20	20	20.6	18.7	101	91	69-125	10	16	
trans-1,3-Dichloropropene	ug/L	ND	20	20	19.5	18.4	97	92	71-118	6	13	
Trichloroethene	ug/L	ND	20	20	21.2	20.2	103	98	71-116	5	14	
Vinyl chloride	ug/L	ND	20	20	22.9	21.3	112	103	65-142	7	22	
Xylene (Total)	ug/L	ND	60	60	63.3	59.2	106	99	27-156	7	46	
1,2-Dichloroethane-d4 (S)	%						95	99	81-127			
4-Bromofluorobenzene (S)	%						97	98	77-130			
Toluene-d8 (S)	%						98	98	80-120			
Preservation pH		1.0			1.0	1.0				0		

Results presented on this page are in the units indicated by the "Units" column except where an alternate unit is presented to the right of the result.

REPORT OF LABORATORY ANALYSIS

This report shall not be reproduced, except in full,
without the written consent of Pace Analytical Services, Inc..

Pace Analytical Services, Inc.
9608 Loiret Blvd.
Lenexa, KS 66219
(913)599-5665

QUALITY CONTROL DATA

Project: FORT SMITH, AR
Pace Project No.: 60218184

QC Batch: WET/61612 Analysis Method: SM 2320B
QC Batch Method: SM 2320B Analysis Description: 2320B Alkalinity
Associated Lab Samples: 60218184001, 60218184002, 60218184003, 60218184004, 60218184005, 60218184006, 60218184007, 60218184008

METHOD BLANK: 1751986 Matrix: Water
Associated Lab Samples: 60218184001, 60218184002, 60218184003, 60218184004, 60218184005, 60218184006, 60218184007, 60218184008

Parameter	Units	Blank Result	Reporting Limit	MDL	Analyzed	Qualifiers
Alkalinity, Carbonate (CaCO3)	mg/L	ND	20.0	2.0	05/05/16 08:43	
Alkalinity, Total as CaCO3	mg/L	ND	20.0	2.0	05/05/16 08:43	
Alkalinity,Bicarbonate (CaCO3)	mg/L	ND	20.0	2.0	05/05/16 08:43	

LABORATORY CONTROL SAMPLE: 1751987

Parameter	Units	Spike Conc.	LCS Result	LCS % Rec	% Rec Limits	Qualifiers
Alkalinity, Total as CaCO3	mg/L	500	483	97	90-110	

SAMPLE DUPLICATE: 1751988

Parameter	Units	60218164002 Result	Dup Result	RPD	Max RPD	Qualifiers
Alkalinity, Carbonate (CaCO3)	mg/L	ND	ND		10	
Alkalinity, Total as CaCO3	mg/L	442	443	0	10	
Alkalinity,Bicarbonate (CaCO3)	mg/L	442	443	0	10	

SAMPLE DUPLICATE: 1751989

Parameter	Units	60218184006 Result	Dup Result	RPD	Max RPD	Qualifiers
Alkalinity, Carbonate (CaCO3)	mg/L	ND	ND		10	
Alkalinity, Total as CaCO3	mg/L	44.6	49.3	10	10	
Alkalinity,Bicarbonate (CaCO3)	mg/L	44.6	49.3	10	10	

Results presented on this page are in the units indicated by the "Units" column except where an alternate unit is presented to the right of the result.

REPORT OF LABORATORY ANALYSIS

This report shall not be reproduced, except in full,
without the written consent of Pace Analytical Services, Inc..

Pace Analytical Services, Inc.
9608 Loiret Blvd.
Lenexa, KS 66219
(913)599-5665

QUALITY CONTROL DATA

Project: FORT SMITH, AR
Pace Project No.: 60218184

QC Batch: WET/61628 Analysis Method: SM 2320B
QC Batch Method: SM 2320B Analysis Description: 2320B Alkalinity
Associated Lab Samples: 60218184009, 60218184010, 60218184011, 60218184012

METHOD BLANK: 1752540 Matrix: Water
Associated Lab Samples: 60218184009, 60218184010, 60218184011, 60218184012

Parameter	Units	Blank Result	Reporting Limit	MDL	Analyzed	Qualifiers
Alkalinity, Carbonate (CaCO3)	mg/L	ND	20.0	2.0	05/06/16 11:22	
Alkalinity, Total as CaCO3	mg/L	ND	20.0	2.0	05/06/16 11:22	
Alkalinity,Bicarbonate (CaCO3)	mg/L	ND	20.0	2.0	05/06/16 11:22	

LABORATORY CONTROL SAMPLE: 1752541

Parameter	Units	Spike Conc.	LCS Result	LCS % Rec	% Rec Limits	Qualifiers
Alkalinity, Total as CaCO3	mg/L	500	462	92	90-110	

SAMPLE DUPLICATE: 1752542

Parameter	Units	60218184010 Result	Dup Result	RPD	Max RPD	Qualifiers
Alkalinity, Carbonate (CaCO3)	mg/L	ND	ND		10	
Alkalinity, Total as CaCO3	mg/L	51.1	53.0	4	10	
Alkalinity,Bicarbonate (CaCO3)	mg/L	51.1	53.0	4	10	

SAMPLE DUPLICATE: 1752543

Parameter	Units	60218184012 Result	Dup Result	RPD	Max RPD	Qualifiers
Alkalinity, Carbonate (CaCO3)	mg/L	ND	ND		10	
Alkalinity, Total as CaCO3	mg/L	53.2	55.4	4	10	
Alkalinity,Bicarbonate (CaCO3)	mg/L	53.2	55.4	4	10	

Results presented on this page are in the units indicated by the "Units" column except where an alternate unit is presented to the right of the result.

REPORT OF LABORATORY ANALYSIS

This report shall not be reproduced, except in full,
without the written consent of Pace Analytical Services, Inc..

Pace Analytical Services, Inc.
9608 Loiret Blvd.
Lenexa, KS 66219
(913)599-5665

QUALITY CONTROL DATA

Project: FORT SMITH, AR
Pace Project No.: 60218184

QC Batch: WET/61584 Analysis Method: SM 4500-S-2 D
QC Batch Method: SM 4500-S-2 D Analysis Description: 4500S2D Sulfide, Total
Associated Lab Samples: 60218184001, 60218184002, 60218184003, 60218184004, 60218184005, 60218184006, 60218184007, 60218184008, 60218184009, 60218184010, 60218184011, 60218184012

METHOD BLANK: 1751041 Matrix: Water
Associated Lab Samples: 60218184001, 60218184002, 60218184003, 60218184004, 60218184005, 60218184006, 60218184007, 60218184008, 60218184009, 60218184010, 60218184011, 60218184012

Parameter	Units	Blank Result	Reporting Limit	MDL	Analyzed	Qualifiers
Sulfide, Total	mg/L	ND	0.050	0.012	05/03/16 15:46	

LABORATORY CONTROL SAMPLE: 1751042

Parameter	Units	Spike Conc.	LCS Result	LCS % Rec	% Rec Limits	Qualifiers
Sulfide, Total	mg/L	.5	0.46	92	80-120	

MATRIX SPIKE & MATRIX SPIKE DUPLICATE: 1751043 1751044

Parameter	Units	60218194001 Result	MS Spike Conc.	MSD Spike Conc.	MS Result	MSD Result	MS % Rec	MSD % Rec	% Rec Limits	RPD	Max RPD	Qual
Sulfide, Total	mg/L	ND	.5	.5	0.44	0.44	89	88	75-125	2	20	

SAMPLE DUPLICATE: 1751045

Parameter	Units	60218184006 Result	Dup Result	RPD	Max RPD	Qualifiers
Sulfide, Total	mg/L	ND	ND		20	

SAMPLE DUPLICATE: 1751046

Parameter	Units	60218184012 Result	Dup Result	RPD	Max RPD	Qualifiers
Sulfide, Total	mg/L	ND	ND		20	

Results presented on this page are in the units indicated by the "Units" column except where an alternate unit is presented to the right of the result.

REPORT OF LABORATORY ANALYSIS

This report shall not be reproduced, except in full,
without the written consent of Pace Analytical Services, Inc..

Pace Analytical Services, Inc.
9608 Loiret Blvd.
Lenexa, KS 66219
(913)599-5665

QUALITY CONTROL DATA

Project: FORT SMITH, AR
Pace Project No.: 60218184

QC Batch: WETA/39305 Analysis Method: EPA 300.0
QC Batch Method: EPA 300.0 Analysis Description: 300.0 IC Anions
Associated Lab Samples: 60218184001, 60218184002, 60218184003, 60218184004, 60218184005, 60218184006, 60218184007, 60218184008, 60218184009, 60218184010, 60218184011, 60218184012

METHOD BLANK: 1751557 Matrix: Water
Associated Lab Samples: 60218184001, 60218184003, 60218184004, 60218184005, 60218184006, 60218184007, 60218184008, 60218184009, 60218184010, 60218184011, 60218184012

Parameter	Units	Blank Result	Reporting Limit	MDL	Analyzed	Qualifiers
Chloride	mg/L	ND	1.0	0.50	05/04/16 17:13	
Sulfate	mg/L	ND	1.0	0.25	05/04/16 17:13	

METHOD BLANK: 1753080 Matrix: Water
Associated Lab Samples: 60218184001, 60218184002, 60218184003, 60218184004, 60218184005, 60218184006, 60218184007, 60218184008, 60218184009, 60218184010, 60218184011, 60218184012

Parameter	Units	Blank Result	Reporting Limit	MDL	Analyzed	Qualifiers
Chloride	mg/L	ND	1.0	0.50	05/06/16 10:50	
Sulfate	mg/L	ND	1.0	0.25	05/06/16 10:50	

LABORATORY CONTROL SAMPLE: 1751558

Parameter	Units	Spike Conc.	LCS Result	LCS % Rec	% Rec Limits	Qualifiers
Chloride	mg/L	5	4.7	95	90-110	
Sulfate	mg/L	5	5.0	101	90-110	

LABORATORY CONTROL SAMPLE: 1753081

Parameter	Units	Spike Conc.	LCS Result	LCS % Rec	% Rec Limits	Qualifiers
Chloride	mg/L	5	4.8	96	90-110	
Sulfate	mg/L	5	4.9	98	90-110	

MATRIX SPIKE & MATRIX SPIKE DUPLICATE: 1751559 1751560

Parameter	Units	60218184006 Result	MS Spike Conc.	MSD Spike Conc.	MS Result	MSD Result	MS % Rec	MSD % Rec	% Rec Limits	RPD	Max RPD	Qual
Chloride	mg/L	83.3	50	50	135	135	104	103	80-120	0	15	
Sulfate	mg/L	8.5	5	5	13.2	13.3	95	95	80-120	0	15	

Results presented on this page are in the units indicated by the "Units" column except where an alternate unit is presented to the right of the result.

REPORT OF LABORATORY ANALYSIS

This report shall not be reproduced, except in full,
without the written consent of Pace Analytical Services, Inc..

Pace Analytical Services, Inc.
9608 Loiret Blvd.
Lenexa, KS 66219
(913)599-5665

QUALITY CONTROL DATA

Project: FORT SMITH, AR
Pace Project No.: 60218184

MATRIX SPIKE SAMPLE: 1751561

Parameter	Units	60218184012 Result	Spike Conc.	MS Result	MS % Rec	% Rec Limits	Qualifiers
Chloride	mg/L	95.7	50	141	91	80-120	
Sulfate	mg/L	16.8	5	21.3	91	80-120	

Results presented on this page are in the units indicated by the "Units" column except where an alternate unit is presented to the right of the result.

REPORT OF LABORATORY ANALYSIS

This report shall not be reproduced, except in full,
without the written consent of Pace Analytical Services, Inc..

Pace Analytical Services, Inc.
9608 Loiret Blvd.
Lenexa, KS 66219
(913)599-5665

QUALITY CONTROL DATA

Project: FORT SMITH, AR
Pace Project No.: 60218184

QC Batch: WETA/39292 Analysis Method: EPA 350.1
QC Batch Method: EPA 350.1 Analysis Description: 350.1 Ammonia
Associated Lab Samples: 60218184001, 60218184002, 60218184003, 60218184004, 60218184005, 60218184006, 60218184007, 60218184008, 60218184009, 60218184010, 60218184011, 60218184012

METHOD BLANK: 1751064 Matrix: Water
Associated Lab Samples: 60218184001, 60218184002, 60218184003, 60218184004, 60218184005, 60218184006, 60218184007, 60218184008, 60218184009, 60218184010, 60218184011, 60218184012

Parameter	Units	Blank Result	Reporting Limit	MDL	Analyzed	Qualifiers
Nitrogen, Ammonia	mg/L	ND	0.10	0.046	05/03/16 12:58	

LABORATORY CONTROL SAMPLE: 1751065

Parameter	Units	Spike Conc.	LCS Result	LCS % Rec	% Rec Limits	Qualifiers
Nitrogen, Ammonia	mg/L	5	5.1	102	90-110	

MATRIX SPIKE SAMPLE: 1751067

Parameter	Units	60218184006 Result	Spike Conc.	MS Result	MS % Rec	% Rec Limits	Qualifiers
Nitrogen, Ammonia	mg/L	ND	5	4.9	98	90-110	

MATRIX SPIKE SAMPLE: 1751068

Parameter	Units	60218184012 Result	Spike Conc.	MS Result	MS % Rec	% Rec Limits	Qualifiers
Nitrogen, Ammonia	mg/L	ND	5	4.9	98	90-110	

SAMPLE DUPLICATE: 1751066

Parameter	Units	60218156005 Result	Dup Result	RPD	Max RPD	Qualifiers
Nitrogen, Ammonia	mg/L	ND	ND		18	

Results presented on this page are in the units indicated by the "Units" column except where an alternate unit is presented to the right of the result.

REPORT OF LABORATORY ANALYSIS

This report shall not be reproduced, except in full,
without the written consent of Pace Analytical Services, Inc..

Pace Analytical Services, Inc.
9608 Loiret Blvd.
Lenexa, KS 66219
(913)599-5665

QUALITY CONTROL DATA

Project: FORT SMITH, AR
Pace Project No.: 60218184

QC Batch: WETA/39289 Analysis Method: EPA 353.2
QC Batch Method: EPA 353.2 Analysis Description: 353.2 Nitrate + Nitrite, Unpres.
Associated Lab Samples: 60218184001, 60218184002, 60218184003, 60218184004, 60218184005, 60218184006, 60218184007, 60218184009, 60218184010, 60218184011, 60218184012

METHOD BLANK: 1751021 Matrix: Water
Associated Lab Samples: 60218184001, 60218184002, 60218184003, 60218184004, 60218184005, 60218184006, 60218184007, 60218184009, 60218184010, 60218184011, 60218184012

Parameter	Units	Blank Result	Reporting Limit	MDL	Analyzed	Qualifiers
Nitrogen, Nitrate	mg/L	ND	0.10	0.012	05/03/16 12:19	
Nitrogen, Nitrite	mg/L	ND	0.10	0.010	05/03/16 12:19	
Nitrogen, NO2 plus NO3	mg/L	ND	0.10	0.012	05/03/16 12:19	

LABORATORY CONTROL SAMPLE: 1751022

Parameter	Units	Spike Conc.	LCS Result	LCS % Rec	% Rec Limits	Qualifiers
Nitrogen, Nitrate	mg/L	1.6	1.6	103	85-115	
Nitrogen, Nitrite	mg/L	.4	0.39	97	90-110	
Nitrogen, NO2 plus NO3	mg/L	2	2.0	102	90-110	

MATRIX SPIKE SAMPLE: 1751024

Parameter	Units	60218184006 Result	Spike Conc.	MS Result	MS % Rec	% Rec Limits	Qualifiers
Nitrogen, Nitrate	mg/L	0.038J	1.6	1.7	102	85-115	
Nitrogen, Nitrite	mg/L	ND	.4	0.42	106	90-110	
Nitrogen, NO2 plus NO3	mg/L	0.038J	2	2.1	103	90-110	

MATRIX SPIKE SAMPLE: 1751025

Parameter	Units	60218184012 Result	Spike Conc.	MS Result	MS % Rec	% Rec Limits	Qualifiers
Nitrogen, Nitrate	mg/L	0.72	1.6	2.4	104	85-115	
Nitrogen, Nitrite	mg/L	ND	.4	0.44	109	90-110	
Nitrogen, NO2 plus NO3	mg/L	0.72	2	2.8	105	90-110	

SAMPLE DUPLICATE: 1751023

Parameter	Units	60218156007 Result	Dup Result	RPD	Max RPD	Qualifiers
Nitrogen, Nitrate	mg/L	ND	ND		20	
Nitrogen, Nitrite	mg/L	ND	ND		20	
Nitrogen, NO2 plus NO3	mg/L	ND	ND		20	

Results presented on this page are in the units indicated by the "Units" column except where an alternate unit is presented to the right of the result.

REPORT OF LABORATORY ANALYSIS

This report shall not be reproduced, except in full,
without the written consent of Pace Analytical Services, Inc..

Pace Analytical Services, Inc.
9608 Loiret Blvd.
Lenexa, KS 66219
(913)599-5665

QUALITY CONTROL DATA

Project: FORT SMITH, AR
Pace Project No.: 60218184

QC Batch: WETA/39308
QC Batch Method: EPA 353.2
Analysis Method: EPA 353.2
Analysis Description: 353.2 Nitrate + Nitrite, Unpres.
Associated Lab Samples: 60218184008

METHOD BLANK: 1751672 Matrix: Water
Associated Lab Samples: 60218184008

Parameter	Units	Blank Result	Reporting Limit	MDL	Analyzed	Qualifiers
Nitrogen, Nitrate	mg/L	ND	0.10	0.012	05/04/16 14:39	
Nitrogen, Nitrite	mg/L	ND	0.10	0.010	05/04/16 14:39	
Nitrogen, NO2 plus NO3	mg/L	ND	0.10	0.012	05/04/16 14:39	

LABORATORY CONTROL SAMPLE: 1751673

Parameter	Units	Spike Conc.	LCS Result	LCS % Rec	% Rec Limits	Qualifiers
Nitrogen, Nitrate	mg/L	1.6	1.5	96	85-115	
Nitrogen, Nitrite	mg/L	.4	0.38	96	90-110	
Nitrogen, NO2 plus NO3	mg/L	2	1.9	96	90-110	

MATRIX SPIKE SAMPLE: 1751674

Parameter	Units	60218184008 Result	Spike Conc.	MS Result	MS % Rec	% Rec Limits	Qualifiers
Nitrogen, Nitrate	mg/L	0.31	1.6	1.9	100	85-115	
Nitrogen, Nitrite	mg/L	ND	.4	0.43	107	90-110	
Nitrogen, NO2 plus NO3	mg/L	0.31	2	2.3	101	90-110	

MATRIX SPIKE SAMPLE: 1751676

Parameter	Units	60218294003 Result	Spike Conc.	MS Result	MS % Rec	% Rec Limits	Qualifiers
Nitrogen, Nitrate	mg/L	0.062J	1.6	1.6	97	85-115	
Nitrogen, Nitrite	mg/L	ND	.4	0.41	102	90-110	
Nitrogen, NO2 plus NO3	mg/L	0.062J	2	2.0	98	90-110	

SAMPLE DUPLICATE: 1751675

Parameter	Units	60218254002 Result	Dup Result	RPD	Max RPD	Qualifiers
Nitrogen, Nitrate	mg/L	<0.10	ND		20	
Nitrogen, Nitrite	mg/L	<0.10	ND		20	
Nitrogen, NO2 plus NO3	mg/L	<0.10	ND		20	

Results presented on this page are in the units indicated by the "Units" column except where an alternate unit is presented to the right of the result.

REPORT OF LABORATORY ANALYSIS

This report shall not be reproduced, except in full,
without the written consent of Pace Analytical Services, Inc..

Pace Analytical Services, Inc.
9608 Loiret Blvd.
Lenexa, KS 66219
(913)599-5665

QUALITY CONTROL DATA

Project: FORT SMITH, AR
Pace Project No.: 60218184

QC Batch: WETA/39368 Analysis Method: SM 5310C
QC Batch Method: SM 5310C Analysis Description: 5310C Total Organic Carbon
Associated Lab Samples: 60218184001, 60218184002, 60218184003, 60218184004, 60218184005, 60218184006, 60218184007, 60218184008, 60218184010, 60218184011, 60218184012

METHOD BLANK: 1754461 Matrix: Water
Associated Lab Samples: 60218184001, 60218184002, 60218184003, 60218184004, 60218184005, 60218184006, 60218184007, 60218184008, 60218184010, 60218184011, 60218184012

Parameter	Units	Blank Result	Reporting Limit	MDL	Analyzed	Qualifiers
Total Organic Carbon	mg/L	ND	1.0	0.054	05/09/16 16:46	

LABORATORY CONTROL SAMPLE: 1754462

Parameter	Units	Spike Conc.	LCS Result	LCS % Rec	% Rec Limits	Qualifiers
Total Organic Carbon	mg/L	5	4.5	90	80-120	

MATRIX SPIKE SAMPLE: 1754463

Parameter	Units	60218184006 Result	Spike Conc.	MS Result	MS % Rec	% Rec Limits	Qualifiers
Total Organic Carbon	mg/L	0.72J	5	5.2	89	80-120	

SAMPLE DUPLICATE: 1754464

Parameter	Units	60218184012 Result	Dup Result	RPD	Max RPD	Qualifiers
Total Organic Carbon	mg/L	0.31J	0.32J		25	

Results presented on this page are in the units indicated by the "Units" column except where an alternate unit is presented to the right of the result.

REPORT OF LABORATORY ANALYSIS

This report shall not be reproduced, except in full,
without the written consent of Pace Analytical Services, Inc..

Pace Analytical Services, Inc.
9608 Loiret Blvd.
Lenexa, KS 66219
(913)599-5665

QUALITY CONTROL DATA

Project: FORT SMITH, AR
Pace Project No.: 60218184

QC Batch: WETA/39388
QC Batch Method: SM 5310C
Analysis Method: SM 5310C
Analysis Description: 5310C Total Organic Carbon
Associated Lab Samples: 60218184009

METHOD BLANK: 1755250 Matrix: Water
Associated Lab Samples: 60218184009

Parameter	Units	Blank Result	Reporting Limit	MDL	Analyzed	Qualifiers
Total Organic Carbon	mg/L	0.15J	1.0	0.054	05/10/16 09:49	

LABORATORY CONTROL SAMPLE: 1755251

Parameter	Units	Spike Conc.	LCS Result	LCS % Rec	% Rec Limits	Qualifiers
Total Organic Carbon	mg/L	5	4.6	92	80-120	

MATRIX SPIKE SAMPLE: 1755252

Parameter	Units	60218184009 Result	Spike Conc.	MS Result	MS % Rec	% Rec Limits	Qualifiers
Total Organic Carbon	mg/L	0.51J	5	3.7	64	80-120	M1

SAMPLE DUPLICATE: 1755253

Parameter	Units	60218350001 Result	Dup Result	RPD	Max RPD	Qualifiers
Total Organic Carbon	mg/L	8.8	8.5	3	25	

Results presented on this page are in the units indicated by the "Units" column except where an alternate unit is presented to the right of the result.

REPORT OF LABORATORY ANALYSIS

This report shall not be reproduced, except in full,
without the written consent of Pace Analytical Services, Inc..

Pace Analytical Services, Inc.
9608 Loiret Blvd.
Lenexa, KS 66219
(913)599-5665

QUALITY CONTROL DATA

Project: FORT SMITH, AR
Pace Project No.: 60218184

QC Batch: WETA/11431 Analysis Method: SM 4500-P E
QC Batch Method: SM4500-P B Analysis Description: SM4500P-E, Total Phosphorus
Associated Lab Samples: 60218184001, 60218184002, 60218184003, 60218184004, 60218184005, 60218184006, 60218184007, 60218184008, 60218184009, 60218184010, 60218184011, 60218184012

METHOD BLANK: 225611 Matrix: Water
Associated Lab Samples: 60218184001, 60218184002, 60218184003, 60218184004, 60218184005, 60218184006, 60218184007, 60218184008, 60218184009, 60218184010, 60218184011, 60218184012

Parameter	Units	Blank Result	Reporting Limit	MDL	Analyzed	Qualifiers
Phosphate as P04	mg/L	ND	0.030	0.010	05/10/16 10:35	

LABORATORY CONTROL SAMPLE: 225612

Parameter	Units	Spike Conc.	LCS Result	LCS % Rec	% Rec Limits	Qualifiers
Phosphate as P04	mg/L	1.5	1.4	94	80-120	

MATRIX SPIKE & MATRIX SPIKE DUPLICATE: 225613 225614

Parameter	Units	60218184006 Result	MS Spike Conc.	MSD Spike Conc.	MS Result	MSD Result	MS % Rec	MSD % Rec	% Rec Limits	RPD	Max RPD	Qual
Phosphate as P04	mg/L	0.055	1.5	1.5	1.4	1.5	89	96	80-120	7	20	

MATRIX SPIKE & MATRIX SPIKE DUPLICATE: 225615 225616

Parameter	Units	60218184012 Result	MS Spike Conc.	MSD Spike Conc.	MS Result	MSD Result	MS % Rec	MSD % Rec	% Rec Limits	RPD	Max RPD	Qual
Phosphate as P04	mg/L	0.043	1.5	1.5	1.4	1.4	90	90	80-120	0	20	

Results presented on this page are in the units indicated by the "Units" column except where an alternate unit is presented to the right of the result.

REPORT OF LABORATORY ANALYSIS

This report shall not be reproduced, except in full,
without the written consent of Pace Analytical Services, Inc..

Pace Analytical Services, Inc.
9608 Loiret Blvd.
Lenexa, KS 66219
(913)599-5665

QUALIFIERS

Project: FORT SMITH, AR
Pace Project No.: 60218184

DEFINITIONS

DF - Dilution Factor, if reported, represents the factor applied to the reported data due to dilution of the sample aliquot.

ND - Not Detected at or above adjusted reporting limit.

J - Estimated concentration above the adjusted method detection limit and below the adjusted reporting limit.

MDL - Adjusted Method Detection Limit.

PQL - Practical Quantitation Limit.

RL - Reporting Limit.

S - Surrogate

1,2-Diphenylhydrazine decomposes to and cannot be separated from Azobenzene using Method 8270. The result for each analyte is a combined concentration.

Consistent with EPA guidelines, unrounded data are displayed and have been used to calculate % recovery and RPD values.

LCS(D) - Laboratory Control Sample (Duplicate)

MS(D) - Matrix Spike (Duplicate)

DUP - Sample Duplicate

RPD - Relative Percent Difference

NC - Not Calculable.

SG - Silica Gel - Clean-Up

U - Indicates the compound was analyzed for, but not detected.

N-Nitrosodiphenylamine decomposes and cannot be separated from Diphenylamine using Method 8270. The result reported for each analyte is a combined concentration.

Pace Analytical is TNI accredited. Contact your Pace PM for the current list of accredited analytes.

TNI - The NELAC Institute.

LABORATORIES

PASI-D	Pace Analytical Services - Dallas
PASI-K	Pace Analytical Services - Kansas City

BATCH QUALIFIERS

Batch: WET/61805

[1] Ferrous Fe performed in the field

Batch: WET/61809

[1] Field pH

Batch: WET/61838

[1] Ferrous Fe performed in the field

ANALYTE QUALIFIERS

B	Analyte was detected in the associated method blank.
H6	Analysis initiated outside of the 15 minute EPA required holding time.
M1	Matrix spike recovery exceeded QC limits. Batch accepted based on laboratory control sample (LCS) recovery.
R1	RPD value was outside control limits.

This report shall not be reproduced, except in full,
without the written consent of Pace Analytical Services, Inc..

Pace Analytical Services, Inc.
9608 Loiret Blvd.
Lenexa, KS 66219
(913)599-5665

QUALITY CONTROL DATA CROSS REFERENCE TABLE

Project: FORT SMITH, AR
Pace Project No.: 60218184

Lab ID	Sample ID	QC Batch Method	QC Batch	Analytical Method	Analytical Batch
60218184001	MW-50R-201605	EPA 8015 - Alcohol	GCSV/5416		
60218184002	MW-60R-201605	EPA 8015 - Alcohol	GCSV/5416		
60218184003	MW-193-201605	EPA 8015 - Alcohol	GCSV/5416		
60218184004	MW-67R-201605	EPA 8015 - Alcohol	GCSV/5416		
60218184005	MW-68-201605	EPA 8015 - Alcohol	GCSV/5416		
60218184006	MW-55R-201605	EPA 8015 - Alcohol	GCSV/5416		
60218184007	MW-66-201605	EPA 8015 - Alcohol	GCSV/5416		
60218184008	MW-63R-201605	EPA 8015 - Alcohol	GCSV/5416		
60218184009	MW-39R-201605	EPA 8015 - Alcohol	GCSV/5416		
60218184010	MW-40R-201605	EPA 8015 - Alcohol	GCSV/5416		
60218184011	MW-26-201605	EPA 8015 - Alcohol	GCSV/5416		
60218184012	ITMW-20-201605	EPA 8015 - Alcohol	GCSV/5417		
60218184001	MW-50R-201605	EPA 3010	MPRP/35756	EPA 6010	ICP/26133
60218184002	MW-60R-201605	EPA 3010	MPRP/35756	EPA 6010	ICP/26133
60218184003	MW-193-201605	EPA 3010	MPRP/35756	EPA 6010	ICP/26133
60218184004	MW-67R-201605	EPA 3010	MPRP/35756	EPA 6010	ICP/26133
60218184005	MW-68-201605	EPA 3010	MPRP/35756	EPA 6010	ICP/26133
60218184006	MW-55R-201605	EPA 3010	MPRP/35756	EPA 6010	ICP/26133
60218184007	MW-66-201605	EPA 3010	MPRP/35756	EPA 6010	ICP/26133
60218184008	MW-63R-201605	EPA 3010	MPRP/35756	EPA 6010	ICP/26133
60218184009	MW-39R-201605	EPA 3010	MPRP/35756	EPA 6010	ICP/26133
60218184010	MW-40R-201605	EPA 3010	MPRP/35756	EPA 6010	ICP/26133
60218184011	MW-26-201605	EPA 3010	MPRP/35756	EPA 6010	ICP/26133
60218184012	ITMW-20-201605	EPA 3010	MPRP/35756	EPA 6010	ICP/26133
60218184001	MW-50R-201605	EPA 5030B/8260	MSV/75624		
60218184002	MW-60R-201605	EPA 5030B/8260	MSV/75624		
60218184003	MW-193-201605	EPA 5030B/8260	MSV/75624		
60218184004	MW-67R-201605	EPA 5030B/8260	MSV/75624		
60218184005	MW-68-201605	EPA 5030B/8260	MSV/75624		
60218184006	MW-55R-201605	EPA 5030B/8260	MSV/75624		
60218184007	MW-66-201605	EPA 5030B/8260	MSV/75624		
60218184008	MW-63R-201605	EPA 5030B/8260	MSV/75624		
60218184009	MW-39R-201605	EPA 5030B/8260	MSV/75624		
60218184010	MW-40R-201605	EPA 5030B/8260	MSV/75624		
60218184011	MW-26-201605	EPA 5030B/8260	MSV/75624		
60218184012	ITMW-20-201605	EPA 5030B/8260	MSV/75624		
60218184013	TB-01-201605	EPA 5030B/8260	MSV/75624		
60218184014	TB-02-201605	EPA 5030B/8260	MSV/75624		
60218184015	TB-03-201605	EPA 5030B/8260	MSV/75624		
60218184016	EB-01-201605	EPA 5030B/8260	MSV/75624		
60218184017	EB-02-201605	EPA 5030B/8260	MSV/75656		
60218184001	MW-50R-201605	SM 2320B	WET/61612		
60218184002	MW-60R-201605	SM 2320B	WET/61612		
60218184003	MW-193-201605	SM 2320B	WET/61612		
60218184004	MW-67R-201605	SM 2320B	WET/61612		
60218184005	MW-68-201605	SM 2320B	WET/61612		

This report shall not be reproduced, except in full,
without the written consent of Pace Analytical Services, Inc..

Pace Analytical Services, Inc.
9608 Loiret Blvd.
Lenexa, KS 66219
(913)599-5665

QUALITY CONTROL DATA CROSS REFERENCE TABLE

Project: FORT SMITH, AR
Pace Project No.: 60218184

Lab ID	Sample ID	QC Batch Method	QC Batch	Analytical Method	Analytical Batch
60218184006	**MW-55R-201605**	SM 2320B	WET/61612		
60218184007	**MW-66-201605**	SM 2320B	WET/61612		
60218184008	**MW-63R-201605**	SM 2320B	WET/61612		
60218184009	**MW-39R-201605**	SM 2320B	WET/61628		
60218184010	**MW-40R-201605**	SM 2320B	WET/61628		
60218184011	**MW-26-201605**	SM 2320B	WET/61628		
60218184012	**ITMW-20-201605**	SM 2320B	WET/61628		
60218184001	**MW-50R-201605**	SM 3500-Fe B#4	WET/61805		
60218184002	**MW-60R-201605**	SM 3500-Fe B#4	WET/61805		
60218184003	**MW-193-201605**	SM 3500-Fe B#4	WET/61805		
60218184004	**MW-67R-201605**	SM 3500-Fe B#4	WET/61974		
60218184005	**MW-68-201605**	SM 3500-Fe B#4	WET/61805		
60218184006	**MW-55R-201605**	SM 3500-Fe B#4	WET/61805		
60218184007	**MW-66-201605**	SM 3500-Fe B#4	WET/61805		
60218184008	**MW-63R-201605**	SM 3500-Fe B#4	WET/61805		
60218184009	**MW-39R-201605**	SM 3500-Fe B#4	WET/61838		
60218184010	**MW-40R-201605**	SM 3500-Fe B#4	WET/61838		
60218184011	**MW-26-201605**	SM 3500-Fe B#4	WET/61805		
60218184012	**ITMW-20-201605**	SM 3500-Fe B#4	WET/61805		
60218184001	**MW-50R-201605**	SM 4500-H+B	WET/61809		
60218184002	**MW-60R-201605**	SM 4500-H+B	WET/61809		
60218184003	**MW-193-201605**	SM 4500-H+B	WET/61809		
60218184004	**MW-67R-201605**	SM 4500-H+B	WET/61809		
60218184005	**MW-68-201605**	SM 4500-H+B	WET/61809		
60218184006	**MW-55R-201605**	SM 4500-H+B	WET/61809		
60218184007	**MW-66-201605**	SM 4500-H+B	WET/61809		
60218184008	**MW-63R-201605**	SM 4500-H+B	WET/61809		
60218184009	**MW-39R-201605**	SM 4500-H+B	WET/61809		
60218184010	**MW-40R-201605**	SM 4500-H+B	WET/61809		
60218184011	**MW-26-201605**	SM 4500-H+B	WET/61809		
60218184012	**ITMW-20-201605**	SM 4500-H+B	WET/61809		
60218184001	**MW-50R-201605**	SM 4500-S-2 D	WET/61584		
60218184002	**MW-60R-201605**	SM 4500-S-2 D	WET/61584		
60218184003	**MW-193-201605**	SM 4500-S-2 D	WET/61584		
60218184004	**MW-67R-201605**	SM 4500-S-2 D	WET/61584		
60218184005	**MW-68-201605**	SM 4500-S-2 D	WET/61584		
60218184006	**MW-55R-201605**	SM 4500-S-2 D	WET/61584		
60218184007	**MW-66-201605**	SM 4500-S-2 D	WET/61584		
60218184008	**MW-63R-201605**	SM 4500-S-2 D	WET/61584		
60218184009	**MW-39R-201605**	SM 4500-S-2 D	WET/61584		
60218184010	**MW-40R-201605**	SM 4500-S-2 D	WET/61584		
60218184011	**MW-26-201605**	SM 4500-S-2 D	WET/61584		
60218184012	**ITMW-20-201605**	SM 4500-S-2 D	WET/61584		
60218184001	**MW-50R-201605**	EPA 300.0	WETA/39305		

REPORT OF LABORATORY ANALYSIS

This report shall not be reproduced, except in full,
without the written consent of Pace Analytical Services, Inc..

Pace Analytical Services, Inc.
9608 Loiret Blvd.
Lenexa, KS 66219
(913)599-5665

QUALITY CONTROL DATA CROSS REFERENCE TABLE

Project: FORT SMITH, AR
Pace Project No.: 60218184

Lab ID	Sample ID	QC Batch Method	QC Batch	Analytical Method	Analytical Batch
60218184002	**MW-60R-201605**	EPA 300.0	WETA/39305		
60218184003	**MW-193-201605**	EPA 300.0	WETA/39305		
60218184004	**MW-67R-201605**	EPA 300.0	WETA/39305		
60218184005	**MW-68-201605**	EPA 300.0	WETA/39305		
60218184006	**MW-55R-201605**	EPA 300.0	WETA/39305		
60218184007	**MW-66-201605**	EPA 300.0	WETA/39305		
60218184008	**MW-63R-201605**	EPA 300.0	WETA/39305		
60218184009	**MW-39R-201605**	EPA 300.0	WETA/39305		
60218184010	**MW-40R-201605**	EPA 300.0	WETA/39305		
60218184011	**MW-26-201605**	EPA 300.0	WETA/39305		
60218184012	**ITMW-20-201605**	EPA 300.0	WETA/39305		
60218184001	**MW-50R-201605**	EPA 350.1	WETA/39292		
60218184002	**MW-60R-201605**	EPA 350.1	WETA/39292		
60218184003	**MW-193-201605**	EPA 350.1	WETA/39292		
60218184004	**MW-67R-201605**	EPA 350.1	WETA/39292		
60218184005	**MW-68-201605**	EPA 350.1	WETA/39292		
60218184006	**MW-55R-201605**	EPA 350.1	WETA/39292		
60218184007	**MW-66-201605**	EPA 350.1	WETA/39292		
60218184008	**MW-63R-201605**	EPA 350.1	WETA/39292		
60218184009	**MW-39R-201605**	EPA 350.1	WETA/39292		
60218184010	**MW-40R-201605**	EPA 350.1	WETA/39292		
60218184011	**MW-26-201605**	EPA 350.1	WETA/39292		
60218184012	**ITMW-20-201605**	EPA 350.1	WETA/39292		
60218184001	**MW-50R-201605**	EPA 353.2	WETA/39289		
60218184002	**MW-60R-201605**	EPA 353.2	WETA/39289		
60218184003	**MW-193-201605**	EPA 353.2	WETA/39289		
60218184004	**MW-67R-201605**	EPA 353.2	WETA/39289		
60218184005	**MW-68-201605**	EPA 353.2	WETA/39289		
60218184006	**MW-55R-201605**	EPA 353.2	WETA/39289		
60218184007	**MW-66-201605**	EPA 353.2	WETA/39289		
60218184008	**MW-63R-201605**	EPA 353.2	WETA/39308		
60218184009	**MW-39R-201605**	EPA 353.2	WETA/39289		
60218184010	**MW-40R-201605**	EPA 353.2	WETA/39289		
60218184011	**MW-26-201605**	EPA 353.2	WETA/39289		
60218184012	**ITMW-20-201605**	EPA 353.2	WETA/39289		
60218184001	**MW-50R-201605**	SM 4500-CO2 D	WETA/39493		
60218184002	**MW-60R-201605**	SM 4500-CO2 D	WETA/39493		
60218184003	**MW-193-201605**	SM 4500-CO2 D	WETA/39493		
60218184004	**MW-67R-201605**	SM 4500-CO2 D	WETA/39493		
60218184005	**MW-68-201605**	SM 4500-CO2 D	WETA/39493		
60218184006	**MW-55R-201605**	SM 4500-CO2 D	WETA/39493		
60218184007	**MW-66-201605**	SM 4500-CO2 D	WETA/39493		
60218184008	**MW-63R-201605**	SM 4500-CO2 D	WETA/39493		
60218184009	**MW-39R-201605**	SM 4500-CO2 D	WETA/39493		
60218184010	**MW-40R-201605**	SM 4500-CO2 D	WETA/39493		
60218184011	**MW-26-201605**	SM 4500-CO2 D	WETA/39493		

This report shall not be reproduced, except in full,
without the written consent of Pace Analytical Services, Inc..

Pace Analytical Services, Inc.
9608 Loiret Blvd.
Lenexa, KS 66219
(913)599-5665

QUALITY CONTROL DATA CROSS REFERENCE TABLE

Project: FORT SMITH, AR
Pace Project No.: 60218184

Lab ID	Sample ID	QC Batch Method	QC Batch	Analytical Method	Analytical Batch
60218184012	**ITMW-20-201605**	SM 4500-CO2 D	WETA/39493		
60218184001	**MW-50R-201605**	SM 5310C	WETA/39368		
60218184002	**MW-60R-201605**	SM 5310C	WETA/39368		
60218184003	**MW-193-201605**	SM 5310C	WETA/39368		
60218184004	**MW-67R-201605**	SM 5310C	WETA/39368		
60218184005	**MW-68-201605**	SM 5310C	WETA/39368		
60218184006	**MW-55R-201605**	SM 5310C	WETA/39368		
60218184007	**MW-66-201605**	SM 5310C	WETA/39368		
60218184008	**MW-63R-201605**	SM 5310C	WETA/39368		
60218184009	**MW-39R-201605**	SM 5310C	WETA/39388		
60218184010	**MW-40R-201605**	SM 5310C	WETA/39368		
60218184011	**MW-26-201605**	SM 5310C	WETA/39368		
60218184012	**ITMW-20-201605**	SM 5310C	WETA/39368		
60218184001	**MW-50R-201605**	SM4500-P B	WETA/11431	SM 4500-P E	WETA/11443
60218184002	**MW-60R-201605**	SM4500-P B	WETA/11431	SM 4500-P E	WETA/11443
60218184003	**MW-193-201605**	SM4500-P B	WETA/11431	SM 4500-P E	WETA/11443
60218184004	**MW-67R-201605**	SM4500-P B	WETA/11431	SM 4500-P E	WETA/11443
60218184005	**MW-68-201605**	SM4500-P B	WETA/11431	SM 4500-P E	WETA/11443
60218184006	**MW-55R-201605**	SM4500-P B	WETA/11431	SM 4500-P E	WETA/11443
60218184007	**MW-66-201605**	SM4500-P B	WETA/11431	SM 4500-P E	WETA/11443
60218184008	**MW-63R-201605**	SM4500-P B	WETA/11431	SM 4500-P E	WETA/11443
60218184009	**MW-39R-201605**	SM4500-P B	WETA/11431	SM 4500-P E	WETA/11443
60218184010	**MW-40R-201605**	SM4500-P B	WETA/11431	SM 4500-P E	WETA/11443
60218184011	**MW-26-201605**	SM4500-P B	WETA/11431	SM 4500-P E	WETA/11443
60218184012	**ITMW-20-201605**	SM4500-P B	WETA/11431	SM 4500-P E	WETA/11443

This report shall not be reproduced, except in full,
without the written consent of Pace Analytical Services, Inc..

Pace Analytical
www.pacelabs.com

Sample Condition Upon Receipt

WO#: 60218184

60218184

Client Name: Environ

Optional
Proj Due Date:
Proj Name:

Courier: FedEx ☐ UPS ☐ VIA ☑ Clay ☐ PEX ☐ ECI ☐ Pace ☐ Other ☐ Client ☐

Tracking #: Pace Shipping Label Used? Yes ☐ No ☑

Custody Seal on Cooler/Box Present: Yes ☑ No ☐ Seals intact: Yes ☑ No ☐ pu 5/3/16

Packing Material: Bubble Wrap ☐ Bubble Bags ☑ Foam ☐ None ☐ Other ☐

Thermometer Used: CF +1.0 T-239 / CF 0.0 T-262 **Type of Ice:** Wet Blue None ☐ Samples received on ice, cooling process has begun. (circle one)

Cooler Temperature: 3-7/3-0/2.9

Temperature should be above freezing to 6°C

Date and initials of person examining contents: IM 5/3/16

Chain of Custody present:	☑Yes ☐No ☐N/A	1.
Chain of Custody filled out:	☑Yes ☐No ☐N/A	2.
Chain of Custody relinquished:	☑Yes ☐No ☐N/A	3.
Sampler name & signature on COC:	☑Yes ☐No ☐N/A	4.
Samples arrived within holding time:	☑Yes ☐No ☐N/A	5.
Short Hold Time analyses (<72hr): pu 5/3/16	☑Yes ☐No ☐N/A	6. NO2/NO3 pH
Rush Turn Around Time requested:	☐Yes ☑No ☐N/A	7.
Sufficient volume:	☑Yes ☐No ☐N/A	8. Receive with TB.
Correct containers used:	☑Yes ☐No ☐N/A	I = TB1 II = TB2 III = TB3
Pace containers used:	☑Yes ☐No ☐N/A	9.
Containers intact:	☑Yes ☐No ☐N/A	10.
Unpreserved 5035A soils frozen w/in 48hrs?	☐Yes ☐No ☑N/A	11.
Filtered volume received for dissolved tests?	☐Yes ☐No ☑N/A	12.
Sample labels match COC: Includes date/time/ID/analyses Matrix: WT	☑Yes ☐No ☐N/A	13.
All containers needing preservation have been checked.	☑Yes ☐No ☐N/A	
All containers needing preservation are found to be in compliance with EPA recommendation.	☑Yes ☐No ☐N/A	14.
Exceptions: VOA, Coliform, O&G, WI-DRO (water)	☑Yes ☐No	Initial when completed / Lot # of added preservative
Trip Blank present: Pace Trip Blank lot # (if purchased): 070716-3	☑Yes ☐No ☐N/A	15.
Headspace in VOA vials (>6mm):	☐Yes ☑No ☐N/A	16.
Project sampled in USDA Regulated Area:	☐Yes ☐No ☑N/A	17. List State:
Additional labels attached to 5035A vials in the field?	☐Yes ☐No ☑N/A	18.

Client Notification/ Resolution: Copy COC to Client? Y / (N) Field Data Required? Y / (N)

Person Contacted: Date/Time:

Comments/ Resolution:

Project Manager Review: CRS Date: 5/3/16

F-KS-C-003-Rev.9, 30June2015

Pace Analytical
www.pacelabs.com

CHAIN-OF-CUSTODY / Analytical Request Document

The Chain-of-Custody is a LEGAL DOCUMENT. All relevant fields must be completed accurately.

Page: 1 of 2

Section A Required Client Information:

Company:	Environ
Address:	7500 College Blvd., Ste. 925
	Overland Park, KS 66210
Email To:	wstonestreet@environcorp.com
Phone: 913-553-5926	Fax:
Requested Due Date/TAT:	

Section B Required Project Information:

Report To:	Wendy Stonestreet
Copy To:	Tammy Gleason
Purchase Order No.:	NA
Project Name:	Fort Smith, AR
Project Number:	

Section C Invoice Information:

Attention:	Tammy Gleason
Company Name:	Environ
Address:	250 Monroe Ave. NW Grand Rapids
Pace Quote Reference:	Michigan, 49503
Pace Project Manager:	Colleen Clyne
Pace Profile #:	7444, line 1

REGULATORY AGENCY

☐ NPDES ☐ GROUND WATER ☐ DRINKING WATER
☐ UST ☐ RCRA ☒ OTHER ADEQ

Site Location STATE: AR

Section D Required Client Information

SAMPLE ID (A-Z, 0-9 / ,-) Sample IDs MUST BE UNIQUE

Valid Matrix Codes

MATRIX	CODE
DRINKING WATER	DW
WATER	WT
WASTE WATER	WW
PRODUCT	P
SOIL/SOLID	SL
OIL	OL
WIPE	WP
AIR	AR
OTHER	OT
TISSUE	TS

ITEM #	SAMPLE ID	MATRIX CODE (see valid codes to left)	SAMPLE TYPE (G=GRAB C=COMP)	COLLECTED COMPOSITE START DATE	COMPOSITE START TIME	COMPOSITE END/GRAB DATE	COMPOSITE END/GRAB TIME	SAMPLE TEMP AT COLLECTION	# OF CONTAINERS	Preservatives: Unpreserved	H_2SO_4	HNO_3	HCl	NaOH + Zinc acetate	$Na_2S_2O_3$	Methanol	Other
1	MW-50R-201605	WT	G	5/2/16	1400				11	X	X	X	X	X			
2	MW-60R-201605	WT	G	5/2/16	1700				11	X	X	X	X	X			
3	MW-193-201605	WT	G	5/2/16	1255				11	X	X	X	X	X			
4	MW-67R-201605	WT	G	5/2/16	1458				11	X	X	X	X	X			
5	MW-68-201605	WT	G	5/2/16	1355				11	X	X	X	X	X			
6	MW-55R-201605	WT	G	5/2/16	1629				14	X	X	X	X	X			
7	MW-66-201605	WT	G	5/2/16	1315				11	X	X	X	X	X			
8	MW-63R-201605	WT	G	5/2/16	1745				11	X	X	X	X	X			
9	MW-39R-201605	WT	G	5/2/16	1320				11	X	X	X	X	X			
10	MW-40-201605	WT	G	5/2/16	1535				11	X	X	X	X	X			
11	MW-26-201605	WT	G	5/2/16	1400				11	X	X	X	X	X			
12	ITMW-20-201605	WT	G	5/2/16	1700				14	X	X	X	X	X			

Requested Analysis Filtered (Y/N)

Y/N	Analysis Test	8260 VOCs	Alkalinity	TOC	Chloride, Sulfate	8015 Chloroethanol (Pace Dallas)	6010-Iron/Mn	Ferric Iron calc. (send field Ferrous)	Ammonia	Nitrate+Nitrite	Total Phosphate (Pace Dallas)	Sulfide	CO2 Calc (Alkalinity + field pH)	Residual Chlorine (Y/N)	Pace Project No./ Lab I.D.
		X	X	X	X	X	X	X	X	X	X	X	X	N	60248184 WI
		X	X	X	X	X	X	X	X	X	X	X	X	N	AR
		X	X	X	X	X	X	X	X	X	X	X	X	N	MS
		X	X	X	X	X	X	X	X	X	X	X	X	N	MS
		X	X	X	X	X	X	X	X	X	X	X	X	N	MS
		X	X	X	X	X	X	X	X	X	X	X	X	N	MS/MSD 60249H 006
		X	X	X	X	X	X	X	X	X	X	X	X	N	007
		X	X	X	X	X	X	X	X	X	X	X	X	N	008
		X	X	X	X	X	X	X	X	X	X	X	X	N	009
		X	X	X	X	X	X	X	X	X	X	X	X	N	010
		X	X	X	X	X	X	X	X	X	X	X	X	N	011
		X	X	X	X	X	X	X	X	X	X	X	X	N	MS/MSD 60249H 012

ADDITIONAL COMMENTS	RELINQUISHED BY / AFFILIATION	DATE	TIME	ACCEPTED BY / AFFILIATION	DATE	TIME	SAMPLE CONDITIONS	Temp in °C	Received on Ice (Y/N)	Custody Sealed Cooler (Y/N)	Samples Intact (Y/N)
	Wendy Stonestreet/IRE	5/2/2016	1800	[illegible]	5/3/16	0500	3-7		Y	Y	Y
							3-0		X	Y	Y
							2-9		Y	Y	Y

SAMPLER NAME AND SIGNATURE

PRINT Name of SAMPLER: Wendy Stonestreet

SIGNATURE of SAMPLER: Wendy Stonestreet DATE Signed (MM/DD/YY): 5/2/16

"Important Note: By signing this form you are accepting Pace's NET 30 day payment terms and agreeing to late charges of 1.5% per month for any invoices not paid within 30 days.

F-ALL-Q-020rev.07, 15-Feb-2007

Pace Analytical
www.pacelabs.com

CHAIN-OF-CUSTODY / Analytical Request Document

The Chain-of-Custody is a LEGAL DOCUMENT. All relevant fields must be completed accurately.

Section A Required Client Information:

Company:	Environ
Address:	7500 College Blvd., Ste. 925
	Overland Park, KS 66210
Email To:	wstonestreet@environcorp.com
Phone: 913-553-5926	Fax:
Requested Due Date/TAT:	

Section B Required Project Information:

Report To:	Wendy Stonestreet
Copy To:	Tammy Gleason
Purchase Order No.:	NA
Project Name:	Fort Smith, AR
Project Number:	

Section C Invoice Information:

Attention:	Tammy Gleason
Company Name:	Environ
Address:	250 Monroe Ave. NW Grand Rapids
Pace Quote Reference:	Michigan, 49503
Pace Project Manager:	Colleen Clyne
Pace Profile #:	7444, line 1

REGULATORY AGENCY

☐ NPDES ☐ GROUND WATER ☐ DRINKING WATER
☐ UST ☐ RCRA ☑ OTHER ADEQ

Site Location STATE: AR

Section D Required Client Information

SAMPLE ID (A-Z, 0-9 / ,-) Sample IDs MUST BE UNIQUE

Valid Matrix Codes

MATRIX	CODE
DRINKING WATER	DW
WATER	WT
WASTE WATER	WW
PRODUCT	P
SOIL/SOLID	SL
OIL	OL
WIPE	WP
AIR	AR
OTHER	OT
TISSUE	TS

Requested Analysis Filtered (Y/N)

ITEM #	SAMPLE ID	MATRIX CODE (see valid codes to left)	SAMPLE TYPE (G=GRAB C=COMP)	COLLECTED COMPOSITE START DATE	COLLECTED COMPOSITE START TIME	COLLECTED COMPOSITE END/GRAB DATE	COLLECTED COMPOSITE END/GRAB TIME	SAMPLE TEMP AT COLLECTION	# OF CONTAINERS	Preservatives: Unpreserved	H_2SO_4	HNO_3	HCl	NaOH	$Na_2S_2O_3$	Methanol	Other	Analysis Test Y/N	8260 VOCs	Alkalinity	TOC	Chloride, Sulfate	8015 Chloroethanol (Pace Dallas)	6010-Iron/Mn	Ferric Iron calc. (send field Ferrous)	Ammonia	Nitrate+Nitrite	Total Phosphate (Pace Dallas)	Sulfide	CO2 Calc (Alkalinity + field pH)	Residual Chlorine (Y/N)	Pace Project No./ Lab I.D.
1	TB-01-201605	WT	G	5/2/16	—				2				X						X											N	30694 013
2	TB-02-201605	WT	G	5/2/16	—				2				X						X											N	014
3	TB-03-201605	WT	G	5/2/16	—				2				X						X											N	015
4	EB-01-201605	WT	G	5/2/16	1645				3				X						X											N	016
5	EB-02-201605	WT	G	5/2/16	1700				3				X						X											N	017
6																															
7																															
8																															
9																															
10																															
11																															
12																															

ADDITIONAL COMMENTS	RELINQUISHED BY / AFFILIATION	DATE	TIME	ACCEPTED BY / AFFILIATION	DATE	TIME	SAMPLE CONDITIONS: Temp in °C	Received on Ice (Y/N)	Custody Sealed Cooler (Y/N)	Samples Intact (Y/N)
	Wendy Stonestreet/RE	5/2/16	1800	[signature]	5/3/16	~~0850~~ 0715	3.7	Y	Y	Y
						0500	3.0	Y	Y	Y
							2.9	Y	Y	Y

SAMPLER NAME AND SIGNATURE

PRINT Name of SAMPLER: Wendy Stonestreet

SIGNATURE of SAMPLER: Wendy Stonestreet DATE Signed (MM/DD/YY): 5/2/16

*Important Note: By signing this form you are accepting Pace's NET 30 day payment terms and agreeing to late charges of 1.5% per month for any invoices not paid within 30 days.

Chain of Custody

WO# : 7543621

7543621

Pace Analytical®
www.pacelabs.com

Workorder: 60218184 **Workorder Name:** FORT SMITH, AR **Owner Received Date:** 5/3/2016 **Results Requested By:** 5/13/2016

Report To	Subcontract To
Colleen Clyne Pace Analytical Kansas 9608 Loiret Blvd. Lenexa, KS 66219 Phone (913)599-5665	Pace Analytical Dallas 400 West Bethany Drive Suite 190 Allen, TX 75013 Phone (972)727-1123

Item	Sample ID	Sample Type	Collect Date/Time	Lab ID	Matrix	Preserved Containers: DG9U	Preserved Containers: BP3S	Requested Analysis: 8015 Chloroethanol	Requested Analysis: Total phosphate	LAB USE ONLY
1	MW-50R-201605	PS	5/2/2016 14:00	60218184001	Water	3	1	X	X	001
2	MW-60R-201605	PS	5/2/2016 17:00	60218184002	Water	3	1	X	X	002
3	MW-193-201605	PS	5/2/2016 12:55	60218184003	Water	3	1	X	X	003
4	MW-67R-201605	PS	5/2/2016 14:58	60218184004	Water	3	1	X	X	004
5	MW-68-201605	PS	5/2/2016 13:55	60218184005	Water	3	1	X	X	005
6	MW-55R-201605	RQS	5/2/2016 16:29	60218184006	Water	3	1	X	X	006
7	MW-66-201605	PS	5/2/2016 13:15	60218184007	Water	3	1	X	X	007
8	MW-63R-201605	PS	5/2/2016 17:45	60218184008	Water	3	1	X	X	008
9	MW-39R-201605	PS	5/2/2016 13:20	60218184009	Water	3	1	X	X	009
10	MW-40R-201605	PS	5/2/2016 15:35	60218184010	Water	3	1	X	X	010
11	MW-26-201605	PS	5/2/2016 14:00	60218184011	Water	3	1	X	X	011
12	ITMW-20-201605	RQS	5/2/2016 17:00	60218184012	Water	3	1	X	X	012

Transfers	Released By	Date/Time	Received	Date/Time
1	[illegible]	5/3 1700	Kathy Weeman / Pace	5/4/16 0848
2				
3				

Comments

Cooler Temperature on Receipt 13 °C IR02 **Custody Seal** Y or N **Received on Ice** Y or N **Samples Intact** Y or N

****In order to maintain client confidentiality, location/name of the sampling site, sampler's name and signature may not be provided on this COC document. This chain of custody is considered complete as is since this information is available in the owner laboratory.*

Pace Analytical

Sample Condition Upon Receipt

☑Dallas ☐Ft Worth ☐San Angelo

Client Name: Pace - Kansas Project Work order: 75436021

Courier: FedEX ☑ UPS ☐ USPS ☐ Client ☐ Courier ☐ LSO ☐ PACE ☐ Other:

Tracking#: 4703 1642 4580

Custody Seal on Cooler/Box: Yes ☑ No ☐ **Seals Intact:** Yes ☑ No ☐ NA ☐

Packing Material: Bubble Wrap ☑ Bubble Bags ☐ Foam ☑ None ☐ Other ☐

Thermometer Used: IR-02 Type of Ice: Wet ☑ Blue ☐ None ☐ Sample Received on ice, cooling process has begun ☑

Cooler Temp: 1.3°C (Temp should be above freezing to 6°C)

Chain of Custody Present	Yes ☑ No ☐ NA ☐	1
Chain of Custody filled out	Yes ☑ No ☐ NA ☐	2
Chain of Custody relinquished	Yes ☑ No ☐ NA ☐	3
Sampler name & signature on COC	Yes ☐ No ☑ NA ☐	4
Sample received within HT	Yes ☑ No ☐ NA ☐	5
Short HT analyses (<72 hrs)	Yes ☐ No ☑ NA ☐	6
Rush TAT requested	Yes ☐ No ☑ NA ☐	7
Sufficient Volume received	Yes ☑ No ☐ NA ☐	8
Correct Container used Pace Container used	Yes ☑ No ☐ NA ☐ Yes ☑ No ☐ NA ☐	9
Container Intact	Yes ☑ No ☐ NA ☐	10
Unpreserved 5035A soil frozen within 48 hrs	Yes ☐ No ☐ NA ☑	11
Filtered volume received for Dissolved tests	Yes ☐ No ☐ NA ☑	12
Sample labels match COC Include date/time/ID/analyses Matrix: Water	Yes ☑ No ☐ NA ☐	13
All containers needing preservation have been checked	Yes ☑ No ☐ NA ☐	14a. Lot# of pH strip: 47150F pH checked Yes ☑ No ☐ pH<2 ☑ pH>9 ☐ pH>12 ☐ Lot# of Iodine strip: Lot# of Lead Acetate strip:
Do containers require preservation at the lab	Yes ☐ No ☑ NA ☐	14b. Preservation: / Lot#:
All containers needing preservation are found to be in Compliance with EPA recommendation **Exception**: VOA, coliform, O&G	Yes ☑ No ☐ NA ☐ Yes ☐ No ☑	14c.
Are soil samples (volatiles) received in Bulk ☐ Terracore ☐ EnCore ☐ NA ☑		15.
Trip Blank present Trip Blank Custody Seals Intact Pace Trip Blank Lot# (if purchased):	Yes ☐ No ☐ NA ☑ Yes ☐ No ☐ NA ☑	16.
Headspace in VOA (>6mm)	Yes ☐ No ☐ NA ☑	17.
Project sampled in USDA Regulated Area:	Yes ☐ No ☐ NA ☑	18. List State

Client Notification/Resolution/Comments:

Person Contacted: Date:

Comments/Resolution:

Person Examining Contents: Klu Date: 5/4/16

Pace Analytical Services, Inc.
9608 Loiret Blvd.
Lenexa, KS 66219
(913)599-5665

May 12, 2016

Wendy Stonestreet
Ramboll Environ
7500 College Blvd Ste 925
Overland Park, KS 66210

RE: Project: FORT SMITH, AR
Pace Project No.: 60218192

Dear Wendy Stonestreet:
Enclosed are the analytical results for sample(s) received by the laboratory on May 03, 2016. The results relate only to the samples included in this report. Results reported herein conform to the most current TNI standards and the laboratory's Quality Assurance Manual, where applicable, unless otherwise noted in the body of the report.

If you have any questions concerning this report, please feel free to contact me.

Sincerely,

Colleen Clyne
colleen.clyne@pacelabs.com
Project Manager

Enclosures

cc: Tamara Gleason, Ramboll Environ

This report shall not be reproduced, except in full,
without the written consent of Pace Analytical Services, Inc..

Pace Analytical Services, Inc.
9608 Loiret Blvd.
Lenexa, KS 66219
(913)599-5665

CERTIFICATIONS

Project: FORT SMITH, AR
Pace Project No.: 60218192

Kansas Certification IDs

9608 Loiret Boulevard, Lenexa, KS 66219
WY STR Certification #: 2456.01
Arkansas Certification #: 15-016-0
Illinois Certification #: 003097
Iowa Certification #: 118
Kansas/NELAP Certification #: E-10116
Louisiana Certification #: 03055
Nevada Certification #: KS000212008A
Oklahoma Certification #: 9205/9935
Texas Certification #: T104704407
Utah Certification #: KS00021
Kansas Field Laboratory Accreditation: # E-92587

REPORT OF LABORATORY ANALYSIS

This report shall not be reproduced, except in full,
without the written consent of Pace Analytical Services, Inc..

Pace Analytical Services, Inc.
9608 Loiret Blvd.
Lenexa, KS 66219
(913)599-5665

SAMPLE SUMMARY

Project: FORT SMITH, AR
Pace Project No.: 60218192

Lab ID	Sample ID	Matrix	Date Collected	Date Received
60218192001	**MW-177-201605**	Water	05/02/16 17:10	05/03/16 05:00
60218192002	**VP-15-201605**	Water	05/02/16 13:45	05/03/16 05:00
60218192003	**VP-12-201605**	Water	05/02/16 14:33	05/03/16 05:00

This report shall not be reproduced, except in full,
without the written consent of Pace Analytical Services, Inc..

Pace Analytical Services, Inc.
9608 Loiret Blvd.
Lenexa, KS 66219
(913)599-5665

SAMPLE ANALYTE COUNT

Project: FORT SMITH, AR
Pace Project No.: 60218192

Lab ID	Sample ID	Method	Analysts	Analytes Reported	Laboratory
60218192001	**MW-177-201605**	EPA 5030B/8260	PGH	38	PASI-K
60218192002	**VP-15-201605**	EPA 5030B/8260	PGH	38	PASI-K
60218192003	**VP-12-201605**	EPA 5030B/8260	PGH	38	PASI-K

This report shall not be reproduced, except in full,
without the written consent of Pace Analytical Services, Inc..

Pace Analytical Services, Inc.
9608 Loiret Blvd.
Lenexa, KS 66219
(913)599-5665

PROJECT NARRATIVE

Project: FORT SMITH, AR
Pace Project No.: 60218192

Method: **EPA 5030B/8260**
Description: 8260 MSV
Client: Ramboll Environ_AR
Date: May 12, 2016

General Information:
3 samples were analyzed for EPA 5030B/8260. All samples were received in acceptable condition with any exceptions noted below or on the chain-of custody and/or the sample condition upon receipt form (SCUR) attached at the end of this report.

Hold Time:
The samples were analyzed within the method required hold times with any exceptions noted below.

Initial Calibrations (including MS Tune as applicable):
All criteria were within method requirements with any exceptions noted below.

Continuing Calibration:
All criteria were within method requirements with any exceptions noted below.

Internal Standards:
All internal standards were within QC limits with any exceptions noted below.

Surrogates:
All surrogates were within QC limits with any exceptions noted below.

Method Blank:
All analytes were below the report limit in the method blank, where applicable, with any exceptions noted below.

Laboratory Control Spike:
All laboratory control spike compounds were within QC limits with any exceptions noted below.

Matrix Spikes:
All percent recoveries and relative percent differences (RPDs) were within acceptance criteria with any exceptions noted below.

Additional Comments:

This data package has been reviewed for quality and completeness and is approved for release.

This report shall not be reproduced, except in full,
without the written consent of Pace Analytical Services, Inc..

Pace Analytical Services, Inc.
9608 Loiret Blvd.
Lenexa, KS 66219
(913)599-5665

ANALYTICAL RESULTS

Project: FORT SMITH, AR
Pace Project No.: 60218192

Sample: MW-177-201605 **Lab ID: 60218192001** Collected: 05/02/16 17:10 Received: 05/03/16 05:00 Matrix: Water

Parameters	Results	Units	Report Limit	MDL	DF	Prepared	Analyzed	CAS No.	Qual
8260 MSV	Analytical Method: EPA 5030B/8260								
Acetone	ND	ug/L	10.0	1.9	1		05/09/16 21:03	67-64-1	
Benzene	ND	ug/L	1.0	0.060	1		05/09/16 21:03	71-43-2	
Bromodichloromethane	ND	ug/L	1.0	0.19	1		05/09/16 21:03	75-27-4	
Bromoform	ND	ug/L	1.0	0.070	1		05/09/16 21:03	75-25-2	
Bromomethane	ND	ug/L	5.0	0.16	1		05/09/16 21:03	74-83-9	
2-Butanone (MEK)	ND	ug/L	10.0	0.59	1		05/09/16 21:03	78-93-3	
Carbon disulfide	ND	ug/L	5.0	0.12	1		05/09/16 21:03	75-15-0	
Carbon tetrachloride	ND	ug/L	1.0	0.18	1		05/09/16 21:03	56-23-5	
Chlorobenzene	ND	ug/L	1.0	0.21	1		05/09/16 21:03	108-90-7	
Chloroethane	ND	ug/L	1.0	0.15	1		05/09/16 21:03	75-00-3	
Chloroform	ND	ug/L	1.0	0.14	1		05/09/16 21:03	67-66-3	
Chloromethane	ND	ug/L	1.0	0.080	1		05/09/16 21:03	74-87-3	
Dibromochloromethane	ND	ug/L	1.0	0.21	1		05/09/16 21:03	124-48-1	
1,1-Dichloroethane	ND	ug/L	1.0	0.050	1		05/09/16 21:03	75-34-3	
1,2-Dichloroethane	ND	ug/L	1.0	0.12	1		05/09/16 21:03	107-06-2	
1,1-Dichloroethene	ND	ug/L	1.0	0.20	1		05/09/16 21:03	75-35-4	
cis-1,2-Dichloroethene	ND	ug/L	1.0	0.080	1		05/09/16 21:03	156-59-2	
trans-1,2-Dichloroethene	ND	ug/L	1.0	0.20	1		05/09/16 21:03	156-60-5	
1,2-Dichloropropane	ND	ug/L	1.0	0.16	1		05/09/16 21:03	78-87-5	
cis-1,3-Dichloropropene	ND	ug/L	1.0	0.14	1		05/09/16 21:03	10061-01-5	
trans-1,3-Dichloropropene	ND	ug/L	1.0	0.12	1		05/09/16 21:03	10061-02-6	
Ethylbenzene	ND	ug/L	1.0	0.18	1		05/09/16 21:03	100-41-4	
2-Hexanone	ND	ug/L	10.0	1.2	1		05/09/16 21:03	591-78-6	
Methylene chloride	ND	ug/L	1.0	0.15	1		05/09/16 21:03	75-09-2	
4-Methyl-2-pentanone (MIBK)	ND	ug/L	10.0	0.42	1		05/09/16 21:03	108-10-1	
Styrene	ND	ug/L	1.0	0.12	1		05/09/16 21:03	100-42-5	
1,1,2,2-Tetrachloroethane	ND	ug/L	1.0	0.15	1		05/09/16 21:03	79-34-5	
Tetrachloroethene	ND	ug/L	1.0	0.10	1		05/09/16 21:03	127-18-4	
Toluene	ND	ug/L	1.0	0.17	1		05/09/16 21:03	108-88-3	
1,1,1-Trichloroethane	ND	ug/L	1.0	0.11	1		05/09/16 21:03	71-55-6	
1,1,2-Trichloroethane	ND	ug/L	1.0	0.20	1		05/09/16 21:03	79-00-5	
Trichloroethene	ND	ug/L	1.0	0.17	1		05/09/16 21:03	79-01-6	
Vinyl chloride	ND	ug/L	1.0	0.13	1		05/09/16 21:03	75-01-4	
Xylene (Total)	ND	ug/L	3.0	0.42	1		05/09/16 21:03	1330-20-7	
Surrogates									
4-Bromofluorobenzene (S)	102	%	77-130		1		05/09/16 21:03	460-00-4	
1,2-Dichloroethane-d4 (S)	107	%	81-127		1		05/09/16 21:03	17060-07-0	
Toluene-d8 (S)	101	%	80-120		1		05/09/16 21:03	2037-26-5	
Preservation pH	**1.0**		0.10	0.10	1		05/09/16 21:03		

REPORT OF LABORATORY ANALYSIS

This report shall not be reproduced, except in full,
without the written consent of Pace Analytical Services, Inc..

Pace Analytical Services, Inc.
9608 Loiret Blvd.
Lenexa, KS 66219
(913)599-5665

ANALYTICAL RESULTS

Project: FORT SMITH, AR
Pace Project No.: 60218192

Sample: VP-15-201605 **Lab ID: 60218192002** Collected: 05/02/16 13:45 Received: 05/03/16 05:00 Matrix: Water

Parameters	Results	Units	Report Limit	MDL	DF	Prepared	Analyzed	CAS No.	Qual
8260 MSV	Analytical Method: EPA 5030B/8260								
Acetone	ND	ug/L	10.0	1.9	1		05/09/16 21:18	67-64-1	
Benzene	**0.60J**	ug/L	1.0	0.060	1		05/09/16 21:18	71-43-2	
Bromodichloromethane	ND	ug/L	1.0	0.19	1		05/09/16 21:18	75-27-4	
Bromoform	ND	ug/L	1.0	0.070	1		05/09/16 21:18	75-25-2	
Bromomethane	ND	ug/L	5.0	0.16	1		05/09/16 21:18	74-83-9	
2-Butanone (MEK)	ND	ug/L	10.0	0.59	1		05/09/16 21:18	78-93-3	
Carbon disulfide	ND	ug/L	5.0	0.12	1		05/09/16 21:18	75-15-0	
Carbon tetrachloride	ND	ug/L	1.0	0.18	1		05/09/16 21:18	56-23-5	
Chlorobenzene	ND	ug/L	1.0	0.21	1		05/09/16 21:18	108-90-7	
Chloroethane	ND	ug/L	1.0	0.15	1		05/09/16 21:18	75-00-3	
Chloroform	ND	ug/L	1.0	0.14	1		05/09/16 21:18	67-66-3	
Chloromethane	ND	ug/L	1.0	0.080	1		05/09/16 21:18	74-87-3	
Dibromochloromethane	ND	ug/L	1.0	0.21	1		05/09/16 21:18	124-48-1	
1,1-Dichloroethane	ND	ug/L	1.0	0.050	1		05/09/16 21:18	75-34-3	
1,2-Dichloroethane	ND	ug/L	1.0	0.12	1		05/09/16 21:18	107-06-2	
1,1-Dichloroethene	ND	ug/L	1.0	0.20	1		05/09/16 21:18	75-35-4	
cis-1,2-Dichloroethene	ND	ug/L	1.0	0.080	1		05/09/16 21:18	156-59-2	
trans-1,2-Dichloroethene	ND	ug/L	1.0	0.20	1		05/09/16 21:18	156-60-5	
1,2-Dichloropropane	ND	ug/L	1.0	0.16	1		05/09/16 21:18	78-87-5	
cis-1,3-Dichloropropene	ND	ug/L	1.0	0.14	1		05/09/16 21:18	10061-01-5	
trans-1,3-Dichloropropene	ND	ug/L	1.0	0.12	1		05/09/16 21:18	10061-02-6	
Ethylbenzene	ND	ug/L	1.0	0.18	1		05/09/16 21:18	100-41-4	
2-Hexanone	ND	ug/L	10.0	1.2	1		05/09/16 21:18	591-78-6	
Methylene chloride	ND	ug/L	1.0	0.15	1		05/09/16 21:18	75-09-2	
4-Methyl-2-pentanone (MIBK)	ND	ug/L	10.0	0.42	1		05/09/16 21:18	108-10-1	
Styrene	ND	ug/L	1.0	0.12	1		05/09/16 21:18	100-42-5	
1,1,2,2-Tetrachloroethane	ND	ug/L	1.0	0.15	1		05/09/16 21:18	79-34-5	
Tetrachloroethene	ND	ug/L	1.0	0.10	1		05/09/16 21:18	127-18-4	
Toluene	ND	ug/L	1.0	0.17	1		05/09/16 21:18	108-88-3	
1,1,1-Trichloroethane	ND	ug/L	1.0	0.11	1		05/09/16 21:18	71-55-6	
1,1,2-Trichloroethane	ND	ug/L	1.0	0.20	1		05/09/16 21:18	79-00-5	
Trichloroethene	ND	ug/L	1.0	0.17	1		05/09/16 21:18	79-01-6	
Vinyl chloride	ND	ug/L	1.0	0.13	1		05/09/16 21:18	75-01-4	
Xylene (Total)	ND	ug/L	3.0	0.42	1		05/09/16 21:18	1330-20-7	
Surrogates									
4-Bromofluorobenzene (S)	96	%	77-130		1		05/09/16 21:18	460-00-4	
1,2-Dichloroethane-d4 (S)	101	%	81-127		1		05/09/16 21:18	17060-07-0	
Toluene-d8 (S)	102	%	80-120		1		05/09/16 21:18	2037-26-5	
Preservation pH	**1.0**		0.10	0.10	1		05/09/16 21:18		

REPORT OF LABORATORY ANALYSIS

This report shall not be reproduced, except in full,
without the written consent of Pace Analytical Services, Inc..

Pace Analytical Services, Inc.
9608 Loiret Blvd.
Lenexa, KS 66219
(913)599-5665

ANALYTICAL RESULTS

Project: FORT SMITH, AR
Pace Project No.: 60218192

Sample: VP-12-201605 **Lab ID: 60218192003** Collected: 05/02/16 14:33 Received: 05/03/16 05:00 Matrix: Water

Parameters	Results	Units	Report Limit	MDL	DF	Prepared	Analyzed	CAS No.	Qual
8260 MSV	Analytical Method: EPA 5030B/8260								
Acetone	ND	ug/L	10.0	1.9	1		05/09/16 21:32	67-64-1	
Benzene	ND	ug/L	1.0	0.060	1		05/09/16 21:32	71-43-2	
Bromodichloromethane	ND	ug/L	1.0	0.19	1		05/09/16 21:32	75-27-4	
Bromoform	ND	ug/L	1.0	0.070	1		05/09/16 21:32	75-25-2	
Bromomethane	ND	ug/L	5.0	0.16	1		05/09/16 21:32	74-83-9	
2-Butanone (MEK)	ND	ug/L	10.0	0.59	1		05/09/16 21:32	78-93-3	
Carbon disulfide	**0.21J**	ug/L	5.0	0.12	1		05/09/16 21:32	75-15-0	
Carbon tetrachloride	ND	ug/L	1.0	0.18	1		05/09/16 21:32	56-23-5	
Chlorobenzene	ND	ug/L	1.0	0.21	1		05/09/16 21:32	108-90-7	
Chloroethane	ND	ug/L	1.0	0.15	1		05/09/16 21:32	75-00-3	
Chloroform	**0.19J**	ug/L	1.0	0.14	1		05/09/16 21:32	67-66-3	
Chloromethane	ND	ug/L	1.0	0.080	1		05/09/16 21:32	74-87-3	
Dibromochloromethane	ND	ug/L	1.0	0.21	1		05/09/16 21:32	124-48-1	
1,1-Dichloroethane	ND	ug/L	1.0	0.050	1		05/09/16 21:32	75-34-3	
1,2-Dichloroethane	ND	ug/L	1.0	0.12	1		05/09/16 21:32	107-06-2	
1,1-Dichloroethene	ND	ug/L	1.0	0.20	1		05/09/16 21:32	75-35-4	
cis-1,2-Dichloroethene	ND	ug/L	1.0	0.080	1		05/09/16 21:32	156-59-2	
trans-1,2-Dichloroethene	ND	ug/L	1.0	0.20	1		05/09/16 21:32	156-60-5	
1,2-Dichloropropane	ND	ug/L	1.0	0.16	1		05/09/16 21:32	78-87-5	
cis-1,3-Dichloropropene	ND	ug/L	1.0	0.14	1		05/09/16 21:32	10061-01-5	
trans-1,3-Dichloropropene	ND	ug/L	1.0	0.12	1		05/09/16 21:32	10061-02-6	
Ethylbenzene	ND	ug/L	1.0	0.18	1		05/09/16 21:32	100-41-4	
2-Hexanone	ND	ug/L	10.0	1.2	1		05/09/16 21:32	591-78-6	
Methylene chloride	ND	ug/L	1.0	0.15	1		05/09/16 21:32	75-09-2	
4-Methyl-2-pentanone (MIBK)	ND	ug/L	10.0	0.42	1		05/09/16 21:32	108-10-1	
Styrene	ND	ug/L	1.0	0.12	1		05/09/16 21:32	100-42-5	
1,1,2,2-Tetrachloroethane	ND	ug/L	1.0	0.15	1		05/09/16 21:32	79-34-5	
Tetrachloroethene	ND	ug/L	1.0	0.10	1		05/09/16 21:32	127-18-4	
Toluene	ND	ug/L	1.0	0.17	1		05/09/16 21:32	108-88-3	
1,1,1-Trichloroethane	ND	ug/L	1.0	0.11	1		05/09/16 21:32	71-55-6	
1,1,2-Trichloroethane	ND	ug/L	1.0	0.20	1		05/09/16 21:32	79-00-5	
Trichloroethene	ND	ug/L	1.0	0.17	1		05/09/16 21:32	79-01-6	
Vinyl chloride	ND	ug/L	1.0	0.13	1		05/09/16 21:32	75-01-4	
Xylene (Total)	ND	ug/L	3.0	0.42	1		05/09/16 21:32	1330-20-7	
Surrogates									
4-Bromofluorobenzene (S)	97	%	77-130		1		05/09/16 21:32	460-00-4	
1,2-Dichloroethane-d4 (S)	92	%	81-127		1		05/09/16 21:32	17060-07-0	
Toluene-d8 (S)	99	%	80-120		1		05/09/16 21:32	2037-26-5	
Preservation pH	**1.0**		0.10	0.10	1		05/09/16 21:32		

REPORT OF LABORATORY ANALYSIS

This report shall not be reproduced, except in full,
without the written consent of Pace Analytical Services, Inc..

Pace Analytical Services, Inc.
9608 Loiret Blvd.
Lenexa, KS 66219
(913)599-5665

QUALITY CONTROL DATA

Project: FORT SMITH, AR
Pace Project No.: 60218192

QC Batch: MSV/75656 Analysis Method: EPA 5030B/8260
QC Batch Method: EPA 5030B/8260 Analysis Description: 8260 MSV Water 10 mL Purge
Associated Lab Samples: 60218192001, 60218192002, 60218192003

METHOD BLANK: 1754642 Matrix: Water
Associated Lab Samples: 60218192001, 60218192002, 60218192003

Parameter	Units	Blank Result	Reporting Limit	MDL	Analyzed	Qualifiers
1,1,1-Trichloroethane	ug/L	ND	1.0	0.11	05/09/16 18:54	
1,1,2,2-Tetrachloroethane	ug/L	ND	1.0	0.15	05/09/16 18:54	
1,1,2-Trichloroethane	ug/L	ND	1.0	0.20	05/09/16 18:54	
1,1-Dichloroethane	ug/L	ND	1.0	0.050	05/09/16 18:54	
1,1-Dichloroethene	ug/L	ND	1.0	0.20	05/09/16 18:54	
1,2-Dichloroethane	ug/L	ND	1.0	0.12	05/09/16 18:54	
1,2-Dichloropropane	ug/L	ND	1.0	0.16	05/09/16 18:54	
2-Butanone (MEK)	ug/L	ND	10.0	0.59	05/09/16 18:54	
2-Hexanone	ug/L	ND	10.0	1.2	05/09/16 18:54	
4-Methyl-2-pentanone (MIBK)	ug/L	ND	10.0	0.42	05/09/16 18:54	
Acetone	ug/L	ND	10.0	1.9	05/09/16 18:54	
Benzene	ug/L	ND	1.0	0.060	05/09/16 18:54	
Bromodichloromethane	ug/L	ND	1.0	0.19	05/09/16 18:54	
Bromoform	ug/L	ND	1.0	0.070	05/09/16 18:54	
Bromomethane	ug/L	ND	5.0	0.16	05/09/16 18:54	
Carbon disulfide	ug/L	ND	5.0	0.12	05/09/16 18:54	
Carbon tetrachloride	ug/L	ND	1.0	0.18	05/09/16 18:54	
Chlorobenzene	ug/L	ND	1.0	0.21	05/09/16 18:54	
Chloroethane	ug/L	ND	1.0	0.15	05/09/16 18:54	
Chloroform	ug/L	ND	1.0	0.14	05/09/16 18:54	
Chloromethane	ug/L	ND	1.0	0.080	05/09/16 18:54	
cis-1,2-Dichloroethene	ug/L	ND	1.0	0.080	05/09/16 18:54	
cis-1,3-Dichloropropene	ug/L	ND	1.0	0.14	05/09/16 18:54	
Dibromochloromethane	ug/L	ND	1.0	0.21	05/09/16 18:54	
Ethylbenzene	ug/L	ND	1.0	0.18	05/09/16 18:54	
Methylene chloride	ug/L	ND	1.0	0.15	05/09/16 18:54	
Styrene	ug/L	ND	1.0	0.12	05/09/16 18:54	
Tetrachloroethene	ug/L	ND	1.0	0.10	05/09/16 18:54	
Toluene	ug/L	ND	1.0	0.17	05/09/16 18:54	
trans-1,2-Dichloroethene	ug/L	ND	1.0	0.20	05/09/16 18:54	
trans-1,3-Dichloropropene	ug/L	ND	1.0	0.12	05/09/16 18:54	
Trichloroethene	ug/L	ND	1.0	0.17	05/09/16 18:54	
Vinyl chloride	ug/L	ND	1.0	0.13	05/09/16 18:54	
Xylene (Total)	ug/L	ND	3.0	0.42	05/09/16 18:54	
1,2-Dichloroethane-d4 (S)	%	96	81-127		05/09/16 18:54	
4-Bromofluorobenzene (S)	%	101	77-130		05/09/16 18:54	
Toluene-d8 (S)	%	99	80-120		05/09/16 18:54	

Results presented on this page are in the units indicated by the "Units" column except where an alternate unit is presented to the right of the result.

REPORT OF LABORATORY ANALYSIS

This report shall not be reproduced, except in full,
without the written consent of Pace Analytical Services, Inc..

Pace Analytical Services, Inc.
9608 Loiret Blvd.
Lenexa, KS 66219
(913)599-5665

QUALITY CONTROL DATA

Project: FORT SMITH, AR
Pace Project No.: 60218192

LABORATORY CONTROL SAMPLE: 1754643

Parameter	Units	Spike Conc.	LCS Result	LCS % Rec	% Rec Limits	Qualifiers
1,1,1-Trichloroethane	ug/L	20	19.1	96	81-116	
1,1,2,2-Tetrachloroethane	ug/L	20	18.2	91	72-117	
1,1,2-Trichloroethane	ug/L	20	18.7	94	79-108	
1,1-Dichloroethane	ug/L	20	19.0	95	83-117	
1,1-Dichloroethene	ug/L	20	19.3	96	74-114	
1,2-Dichloroethane	ug/L	20	18.9	94	72-116	
1,2-Dichloropropane	ug/L	20	19.5	98	80-120	
2-Butanone (MEK)	ug/L	100	95.5	96	67-129	
2-Hexanone	ug/L	100	95.9	96	70-128	
4-Methyl-2-pentanone (MIBK)	ug/L	100	98.8	99	80-120	
Acetone	ug/L	100	102	102	56-142	
Benzene	ug/L	20	19.5	98	79-116	
Bromodichloromethane	ug/L	20	19.3	97	80-120	
Bromoform	ug/L	20	18.6	93	73-114	
Bromomethane	ug/L	20	20.2	101	49-153	
Carbon disulfide	ug/L	20	19.3	96	82-121	
Carbon tetrachloride	ug/L	20	18.4	92	80-116	
Chlorobenzene	ug/L	20	19.6	98	80-120	
Chloroethane	ug/L	20	19.1	96	67-124	
Chloroform	ug/L	20	19.4	97	79-120	
Chloromethane	ug/L	20	25.9	129	10-192	
cis-1,2-Dichloroethene	ug/L	20	19.0	95	80-120	
cis-1,3-Dichloropropene	ug/L	20	18.5	92	80-120	
Dibromochloromethane	ug/L	20	18.5	92	80-120	
Ethylbenzene	ug/L	20	19.5	98	80-120	
Methylene chloride	ug/L	20	20.9	105	80-120	
Styrene	ug/L	20	20.2	101	80-120	
Tetrachloroethene	ug/L	20	18.8	94	80-120	
Toluene	ug/L	20	19.5	97	80-120	
trans-1,2-Dichloroethene	ug/L	20	18.4	92	78-108	
trans-1,3-Dichloropropene	ug/L	20	19.7	99	85-120	
Trichloroethene	ug/L	20	19.5	97	76-114	
Vinyl chloride	ug/L	20	19.6	98	69-129	
Xylene (Total)	ug/L	60	59.9	100	80-120	
1,2-Dichloroethane-d4 (S)	%			95	81-127	
4-Bromofluorobenzene (S)	%			95	77-130	
Toluene-d8 (S)	%			101	80-120	

MATRIX SPIKE & MATRIX SPIKE DUPLICATE: 1754644 1754645

Parameter	Units	60218183003 Result	MS Spike Conc.	MSD Spike Conc.	MS Result	MSD Result	MS % Rec	MSD % Rec	% Rec Limits	RPD	Max RPD	Qual
1,1,1-Trichloroethane	ug/L	ND	20	20	21.5	19.9	108	100	70-135	8	12	
1,1,2,2-Tetrachloroethane	ug/L	ND	20	20	19.7	18.3	98	92	54-136	7	15	
1,1,2-Trichloroethane	ug/L	ND	20	20	18.5	18.0	92	90	70-113	3	15	

Results presented on this page are in the units indicated by the "Units" column except where an alternate unit is presented to the right of the result.

REPORT OF LABORATORY ANALYSIS

This report shall not be reproduced, except in full,
without the written consent of Pace Analytical Services, Inc..

Pace Analytical Services, Inc.
9608 Loiret Blvd.
Lenexa, KS 66219
(913)599-5665

QUALITY CONTROL DATA

Project: FORT SMITH, AR
Pace Project No.: 60218192

MATRIX SPIKE & MATRIX SPIKE DUPLICATE: 1754644 1754645

Parameter	Units	60218183003 Result	MS Spike Conc.	MSD Spike Conc.	MS Result	MSD Result	MS % Rec	MSD % Rec	% Rec Limits	RPD	Max RPD	Qual
1,1-Dichloroethane	ug/L	ND	20	20	21.0	19.5	105	98	80-122	7	13	
1,1-Dichloroethene	ug/L	ND	20	20	20.4	19.8	102	99	73-118	3	14	
1,2-Dichloroethane	ug/L	ND	20	20	19.6	18.7	98	93	54-137	5	41	
1,2-Dichloropropane	ug/L	ND	20	20	20.4	19.3	102	96	77-116	5	12	
2-Butanone (MEK)	ug/L	ND	100	100	87.3	86.1	87	86	30-127	1	18	
2-Hexanone	ug/L	ND	100	100	96.1	89.6	96	90	44-124	7	18	
4-Methyl-2-pentanone (MIBK)	ug/L	ND	100	100	101	97.4	101	97	70-124	3	15	
Acetone	ug/L	ND	100	100	94.6	88.3	95	88	10-132	7	20	
Benzene	ug/L	ND	20	20	21.6	20.1	108	100	37-151	7	40	
Bromodichloromethane	ug/L	ND	20	20	19.9	18.8	100	94	76-118	6	11	
Bromoform	ug/L	ND	20	20	18.9	17.5	94	88	64-113	7	15	
Bromomethane	ug/L	ND	20	20	19.0	19.8	95	99	41-154	4	43	
Carbon disulfide	ug/L	ND	20	20	21.5	20.2	107	101	80-139	6	17	
Carbon tetrachloride	ug/L	ND	20	20	20.9	19.7	105	99	75-127	6	13	
Chlorobenzene	ug/L	ND	20	20	20.7	19.7	104	99	79-113	5	13	
Chloroethane	ug/L	ND	20	20	21.7	20.5	109	103	53-154	6	20	
Chloroform	ug/L	ND	20	20	20.0	18.6	100	93	74-115	7	12	
Chloromethane	ug/L	ND	20	20	29.8	28.3	149	141	33-169	5	72	
cis-1,2-Dichloroethene	ug/L	20.0	20	20	39.8	39.4	99	97	58-139	1	40	
cis-1,3-Dichloropropene	ug/L	ND	20	20	19.0	18.3	95	92	70-120	4	14	
Dibromochloromethane	ug/L	ND	20	20	19.2	17.3	96	87	77-114	10	13	
Ethylbenzene	ug/L	ND	20	20	20.8	20.5	104	102	29-151	2	45	
Methylene chloride	ug/L	ND	20	20	21.2	19.3	106	96	76-120	9	13	
Styrene	ug/L	ND	20	20	20.0	18.5	100	93	66-127	8	15	
Tetrachloroethene	ug/L	ND	20	20	20.5	19.6	102	98	77-118	4	14	
Toluene	ug/L	ND	20	20	20.8	19.4	104	97	37-147	7	43	
trans-1,2-Dichloroethene	ug/L	ND	20	20	20.6	18.7	101	91	69-125	10	16	
trans-1,3-Dichloropropene	ug/L	ND	20	20	19.5	18.4	97	92	71-118	6	13	
Trichloroethene	ug/L	ND	20	20	21.2	20.2	103	98	71-116	5	14	
Vinyl chloride	ug/L	ND	20	20	22.9	21.3	112	103	65-142	7	22	
Xylene (Total)	ug/L	ND	60	60	63.3	59.2	106	99	27-156	7	46	
1,2-Dichloroethane-d4 (S)	%						95	99	81-127			
4-Bromofluorobenzene (S)	%						97	98	77-130			
Toluene-d8 (S)	%						98	98	80-120			
Preservation pH		1.0			1.0	1.0				0		

Results presented on this page are in the units indicated by the "Units" column except where an alternate unit is presented to the right of the result.

REPORT OF LABORATORY ANALYSIS

This report shall not be reproduced, except in full,
without the written consent of Pace Analytical Services, Inc..

Pace Analytical Services, Inc.
9608 Loiret Blvd.
Lenexa, KS 66219
(913)599-5665

QUALIFIERS

Project: FORT SMITH, AR
Pace Project No.: 60218192

DEFINITIONS

DF - Dilution Factor, if reported, represents the factor applied to the reported data due to dilution of the sample aliquot.

ND - Not Detected at or above adjusted reporting limit.

J - Estimated concentration above the adjusted method detection limit and below the adjusted reporting limit.

MDL - Adjusted Method Detection Limit.

PQL - Practical Quantitation Limit.

RL - Reporting Limit.

S - Surrogate

1,2-Diphenylhydrazine decomposes to and cannot be separated from Azobenzene using Method 8270. The result for each analyte is a combined concentration.

Consistent with EPA guidelines, unrounded data are displayed and have been used to calculate % recovery and RPD values.

LCS(D) - Laboratory Control Sample (Duplicate)

MS(D) - Matrix Spike (Duplicate)

DUP - Sample Duplicate

RPD - Relative Percent Difference

NC - Not Calculable.

SG - Silica Gel - Clean-Up

U - Indicates the compound was analyzed for, but not detected.

N-Nitrosodiphenylamine decomposes and cannot be separated from Diphenylamine using Method 8270. The result reported for each analyte is a combined concentration.

Pace Analytical is TNI accredited. Contact your Pace PM for the current list of accredited analytes.

TNI - The NELAC Institute.

LABORATORIES

PASI-K Pace Analytical Services - Kansas City

This report shall not be reproduced, except in full,
without the written consent of Pace Analytical Services, Inc..

Pace Analytical Services, Inc.
9608 Loiret Blvd.
Lenexa, KS 66219
(913)599-5665

QUALITY CONTROL DATA CROSS REFERENCE TABLE

Project: FORT SMITH, AR
Pace Project No.: 60218192

Lab ID	Sample ID	QC Batch Method	QC Batch	Analytical Method	Analytical Batch
60218192001	**MW-177-201605**	EPA 5030B/8260	MSV/75656		
60218192002	**VP-15-201605**	EPA 5030B/8260	MSV/75656		
60218192003	**VP-12-201605**	EPA 5030B/8260	MSV/75656		

This report shall not be reproduced, except in full,
without the written consent of Pace Analytical Services, Inc..

Pace Analytical
www.pacelabs.com

Sample Condition Upon Receipt

WO# : 60218192

60218192

Client Name: Environ

Optional
Proj Due Date:
Proj Name:

Courier: FedEx ☐ UPS ☐ VIA ☑ Clay ☐ PEX ☐ ECI ☐ Pace ☐ Other ☐ Client ☐

Tracking #: _____ Pace Shipping Label Used? Yes ☐ No ☑

Custody Seal on Cooler/Box Present: Yes ☑ No ☐ Seals intact: Yes ☑ No ☐

Packing Material: Bubble Wrap ☐ Bubble Bags ☐ Foam ☑ None ☐ Other ☐

Thermometer Used: CF +1.0 T-239 / CF 0.0 T-262 **Type of Ice:** Wet Blue None ☐ Samples received on ice, cooling process has begun.
(circle one)

Cooler Temperature: 3-0

Date and initials of person examining contents: pb 5/3/16

Temperature should be above freezing to 6°C

Chain of Custody present:	☑Yes ☐No ☐N/A	1.
Chain of Custody filled out:	☑Yes ☐No ☐N/A	2.
Chain of Custody relinquished:	☑Yes ☐No ☐N/A	3.
Sampler name & signature on COC:	☑Yes ☐No ☐N/A	4.
Samples arrived within holding time:	☑Yes ☐No ☐N/A	5.
Short Hold Time analyses (<72hr):	☐Yes ☑No ☐N/A	6.
Rush Turn Around Time requested:	☐Yes ☑No ☐N/A	7.
Sufficient volume:	☑Yes ☐No ☐N/A	8.
Correct containers used:	☑Yes ☐No ☐N/A	
Pace containers used:	☑Yes ☐No ☐N/A	9.
Containers intact:	☑Yes ☐No ☐N/A	10.
Unpreserved 5035A soils frozen w/in 48hrs?	☐Yes ☐No ☑N/A	11.
Filtered volume received for dissolved tests?	☐Yes ☐No ☑N/A	12.
Sample labels match COC:	☑Yes ☐No ☐N/A	
Includes date/time/ID/analyses Matrix: WT		13.
All containers needing preservation have been checked.	☐Yes ☐No ☑N/A	
All containers needing preservation are found to be in compliance with EPA recommendation.	☐Yes ☐No ☑N/A	14.
Exceptions: VOA, Coliform, O&G, WI-DRO (water)	☑Yes ☐No	Initial when completed / Lot # of added preservative
Trip Blank present:	☐Yes ☑No ☐N/A	
Pace Trip Blank lot # (if purchased): _____		15.
Headspace in VOA vials (>6mm):	☐Yes ☑No ☐N/A	16.
Project sampled in USDA Regulated Area:	☐Yes ☐No ☑N/A	17. List State:
Additional labels attached to 5035A vials in the field?	☐Yes ☐No ☑N/A	18.

Client Notification/ Resolution: Copy COC to Client? Y / N Field Data Required? Y / N

Person Contacted: _____ Date/Time: _____

Comments/ Resolution: _____

Project Manager Review: Colleen Clyne Date: 05/03/2016

Pace Analytical™
www.pacelabs.com

CHAIN-OF-CUSTODY / Analytical Request Document

The Chain-of-Custody is a LEGAL DOCUMENT. All relevant fields must be completed accurately.

Page: 1 of 1

Section A Required Client Information:		Section B Required Project Information:		Section C Invoice Information:	
Company:	Environ	Report To:	Wendy Stonestreet	Attention:	Tammy Gleason
Address:	7500 College Blvd., Ste. 925	Copy To:	Tammy Gleason	Company Name:	Environ
	Overland Park, KS 66210			Address:	250 Monroe Ave. NW Grand Rapids
Email To:	wstonestreet@environcorp.com	Purchase Order No.:	NA	Pace Quote Reference:	Michigan, 49503
Phone: 913-553-5926	Fax:	Project Name:	Fort Smith, AR	Pace Project Manager:	Colleen Clyne
Requested Due Date/TAT:		Project Number:		Pace Profile #:	7444, line 1

REGULATORY AGENCY

☐ NPDES ☐ GROUND WATER ☐ DRINKING WATER
☐ UST ☐ RCRA ☑ OTHER ADEQ

Site Location STATE: AR

Section D Required Client Information

Valid Matrix Codes

MATRIX	CODE
DRINKING WATER	DW
WATER	WT
WASTE WATER	WW
PRODUCT	P
SOIL/SOLID	SL
OIL	OL
WIPE	WP
AIR	AR
OTHER	OT
TISSUE	TS

SAMPLE ID (A-Z, 0-9 / ,-) Sample IDs MUST BE UNIQUE

Requested Analysis Filtered (Y/N)

ITEM #	SAMPLE ID	MATRIX CODE (see valid codes to left)	SAMPLE TYPE (G=GRAB C=COMP)	COLLECTED COMPOSITE START DATE	COLLECTED COMPOSITE START TIME	COLLECTED COMPOSITE END/GRAB DATE	COLLECTED COMPOSITE END/GRAB TIME	SAMPLE TEMP AT COLLECTION	# OF CONTAINERS	Preservatives: Unpreserved	H_2SO_4	HNO_3	HCl	NaOH	$Na_2S_2O_3$	Methanol	Other	Analysis Test (Y/N)	8260 VOCs	Alkalinity	TOC	Chloride, Sulfate	8015 Chloroethanol (Pace Dallas)	6010-Iron/Mn	Ferric Iron calc. (send field Ferrous)	Ammonia	Nitrate+Nitrite	Total Phosphate (Pace Dallas)	Sulfide	CO2 Calc (Alkalinity + field pH)	Residual Chlorine (Y/N)	Pace Project No./ Lab I.D.
1	MW-177-201605	WT	G	5/2/16	1710				3				X						X												N	60218192 3DG9H W1
2	VP-15-201605	WT	G	5/2/16	1345				3				X						X												N	W2
3	VP-12-201605	WT	G	5/2/16	1433				3				X						X												N	W3
4																																
5																																
6																																
7																																
8																																
9																																
10																																
11																																
12																																

Waiver

ADDITIONAL COMMENTS	RELINQUISHED BY / AFFILIATION	DATE	TIME	ACCEPTED BY / AFFILIATION	DATE	TIME	SAMPLE CONDITIONS: Temp in °C	Received on Ice (Y/N)	Custody Sealed Cooler (Y/N)	Samples Intact (Y/N)
	Wendy Stonestreet / RE	5/2/16	1800	[signature]	5/3/16	0500	3-0	Y	Y	Y

SAMPLER NAME AND SIGNATURE

PRINT Name of SAMPLER: Wendy Stonestreet

SIGNATURE of SAMPLER: Wendy Stonestreet DATE Signed (MM/DD/YY): 5/2/16

*Important Note: By signing this form you are accepting Pace's NET 30 day payment terms and agreeing to late charges of 1.5% per month for any invoices not paid within 30 days.

F-ALL-Q-020rev.07, 15-Feb-2007

Pace Analytical Services, Inc.
9608 Loiret Blvd.
Lenexa, KS 66219
(913)599-5665

May 17, 2016

Wendy Stonestreet
Ramboll Environ
7500 College Blvd Ste 925
Overland Park, KS 66210

RE: Project: FORT SMITH, AR
Pace Project No.: 60218288

Dear Wendy Stonestreet:
Enclosed are the analytical results for sample(s) received by the laboratory between May 04, 2016 and May 05, 2016. The results relate only to the samples included in this report. Results reported herein conform to the most current TNI standards and the laboratory's Quality Assurance Manual, where applicable, unless otherwise noted in the body of the report.

If you have any questions concerning this report, please feel free to contact me.

Sincerely,

Colleen Clyne
colleen.clyne@pacelabs.com
Project Manager

Enclosures

cc: Tamara Gleason, Ramboll Environ

This report shall not be reproduced, except in full,
without the written consent of Pace Analytical Services, Inc..

Pace Analytical Services, Inc.
9608 Loiret Blvd.
Lenexa, KS 66219
(913)599-5665

CERTIFICATIONS

Project: FORT SMITH, AR
Pace Project No.: 60218288

Kansas Certification IDs

9608 Loiret Boulevard, Lenexa, KS 66219
WY STR Certification #: 2456.01
Arkansas Certification #: 15-016-0
Illinois Certification #: 003097
Iowa Certification #: 118
Kansas/NELAP Certification #: E-10116
Louisiana Certification #: 03055
Nevada Certification #: KS000212008A
Oklahoma Certification #: 9205/9935
Texas Certification #: T104704407
Utah Certification #: KS00021
Kansas Field Laboratory Accreditation: # E-92587

Dallas Certification IDs:

400 West Bethany Dr Suite 190, Allen, TX 75013
EPA# TX00074
Texas Certification #: T104704232-15-12
Texas Certification #: T104704232-14-8
Kansas Certification #: E-10388
Arkansas Certification #: 88-0647
Oklahoma Certification #: 2014-055
Louisiana Certification #: 02007

REPORT OF LABORATORY ANALYSIS

This report shall not be reproduced, except in full,
without the written consent of Pace Analytical Services, Inc..

Pace Analytical Services, Inc.
9608 Loiret Blvd.
Lenexa, KS 66219
(913)599-5665

SAMPLE SUMMARY

Project: FORT SMITH, AR
Pace Project No.: 60218288

Lab ID	Sample ID	Matrix	Date Collected	Date Received
60218288001	**MW-29-201605**	Water	05/03/16 08:55	05/04/16 05:05
60218288002	**RW-69-201605**	Water	05/03/16 11:08	05/04/16 05:05
60218288003	**MW-71-201605**	Water	05/03/16 13:24	05/04/16 05:05
60218288004	**IW-80-201605**	Water	05/03/16 12:55	05/04/16 05:05
60218288005	**MW-57R-201605**	Water	05/03/16 14:40	05/04/16 05:05
60218288006	**MW-62R-201605**	Water	05/03/16 09:45	05/04/16 05:05
60218288007	**TMW-11-201605**	Water	05/03/16 15:10	05/04/16 05:05
60218288008	**MW-61R-201605**	Water	05/03/16 12:10	05/04/16 05:05
60218288009	**TB-04-201605**	Water	05/03/16 08:55	05/04/16 05:05
60218288010	**MW-46R-201605**	Water	05/03/16 15:44	05/04/16 05:05
60218288011	**DUP-10-201605**	Water	05/03/16 15:44	05/04/16 05:05
60218288012	**TB-05-201605**	Water	05/03/16 08:55	05/04/16 05:05
60218288013	**EB-04-201605**	Water	05/03/16 17:15	05/04/16 05:05
60218288014	**EB-03-201605**	Water	05/03/16 17:00	05/04/16 05:05
60218288015	**MW-56R-201605**	Water	05/03/16 16:20	05/04/16 05:05
60218288016	**TB-06-201605**	Water	05/03/16 08:55	05/04/16 05:05
60218288017	**MW-65-201605**	Water	05/03/16 16:50	05/04/16 05:05
60218288018	**IW-72-201605**	Water	05/03/16 14:20	05/04/16 05:05
60218288019	**MW-35R-201605**	Water	05/03/16 15:05	05/04/16 05:05
60218288020	**MW-41R-201605**	Water	05/03/16 16:05	05/04/16 05:05
60218288021	**DUP-03-201605**	Water	05/03/16 16:05	05/04/16 05:05
60218288022	**MW-34R-201605**	Water	05/03/16 11:45	05/04/16 05:05
60218288023	**MW-188-201605**	Water	05/03/16 17:25	05/04/16 05:05
60218288024	**TB-07-201605**	Water	05/03/16 08:55	05/04/16 05:05
60218288025	**MW-89-201605**	Water	05/03/16 17:35	05/04/16 05:05
60218288026	**MW-36R-201605**	Water	05/03/16 10:45	05/05/16 05:06

This report shall not be reproduced, except in full,
without the written consent of Pace Analytical Services, Inc..

Pace Analytical Services, Inc.
9608 Loiret Blvd.
Lenexa, KS 66219
(913)599-5665

SAMPLE ANALYTE COUNT

Project: FORT SMITH, AR
Pace Project No.: 60218288

Lab ID	Sample ID	Method	Analysts	Analytes Reported	Laboratory
60218288001	**MW-29-201605**	EPA 8015 - Alcohol	MS1	1	PASI-D
		EPA 6010	TDS	2	PASI-K
		EPA 5030B/8260	PGH	38	PASI-K
		SM 2320B	HMM	3	PASI-K
		SM 3500-Fe B#4	TJG	1	PASI-K
		SM 4500-H+B	TJG	1	PASI-K
		SM 4500-S-2 D	HMM	1	PASI-K
		EPA 300.0	OL	2	PASI-K
		EPA 350.1	RAB	1	PASI-K
		EPA 353.2	CRS	3	PASI-K
		SM 4500-CO2 D	TJG	1	PASI-K
		SM 5310C	LDB	1	PASI-K
		SM 4500-P E	AR1	1	PASI-D
60218288002	**RW-69-201605**	EPA 8015 - Alcohol	MS1	1	PASI-D
		EPA 6010	TDS	2	PASI-K
		EPA 5030B/8260	PGH	38	PASI-K
		SM 2320B	HMM	3	PASI-K
		SM 3500-Fe B#4	TJG	1	PASI-K
		SM 4500-H+B	TJG	1	PASI-K
		SM 4500-S-2 D	HMM	1	PASI-K
		EPA 300.0	OL	2	PASI-K
		EPA 350.1	RAB	1	PASI-K
		EPA 353.2	CRS	3	PASI-K
		SM 4500-CO2 D	TJG	1	PASI-K
		SM 5310C	LDB	1	PASI-K
		SM 4500-P E	AR1	1	PASI-D
60218288003	**MW-71-201605**	EPA 8015 - Alcohol	MS1	1	PASI-D
		EPA 6010	TDS	2	PASI-K
		EPA 5030B/8260	PGH	38	PASI-K
		SM 2320B	HMM	3	PASI-K
		SM 3500-Fe B#4	TJG	1	PASI-K
		SM 4500-H+B	TJG	1	PASI-K
		SM 4500-S-2 D	HMM	1	PASI-K
		EPA 300.0	OL	2	PASI-K
		EPA 350.1	RAB	1	PASI-K
		EPA 353.2	CRS	3	PASI-K
		SM 4500-CO2 D	TJG	1	PASI-K

This report shall not be reproduced, except in full,
without the written consent of Pace Analytical Services, Inc..

Pace Analytical Services, Inc.
9608 Loiret Blvd.
Lenexa, KS 66219
(913)599-5665

SAMPLE ANALYTE COUNT

Project: FORT SMITH, AR
Pace Project No.: 60218288

Lab ID	Sample ID	Method	Analysts	Analytes Reported	Laboratory
		SM 5310C	LDB	1	PASI-K
		SM 4500-P E	AR1	1	PASI-D
60218288004	**IW-80-201605**	EPA 8015 - Alcohol	MS1	1	PASI-D
		EPA 6010	TDS	2	PASI-K
		EPA 5030B/8260	PGH	38	PASI-K
		SM 2320B	HMM	3	PASI-K
		SM 3500-Fe B#4	TJG	1	PASI-K
		SM 4500-H+B	TJG	1	PASI-K
		SM 4500-S-2 D	HMM	1	PASI-K
		EPA 300.0	OL	2	PASI-K
		EPA 350.1	RAB	1	PASI-K
		EPA 353.2	CRS	3	PASI-K
		SM 4500-CO2 D	TJG	1	PASI-K
		SM 5310C	LDB	1	PASI-K
		SM 4500-P E	AR1	1	PASI-D
60218288005	**MW-57R-201605**	EPA 8015 - Alcohol	MS1	1	PASI-D
		EPA 6010	TDS	2	PASI-K
		EPA 5030B/8260	PGH	38	PASI-K
		SM 2320B	HMM	3	PASI-K
		SM 3500-Fe B#4	TJG	1	PASI-K
		SM 4500-H+B	TJG	1	PASI-K
		SM 4500-S-2 D	HMM	1	PASI-K
		EPA 300.0	OL	2	PASI-K
		EPA 350.1	RAB	1	PASI-K
		EPA 353.2	CRS	3	PASI-K
		SM 4500-CO2 D	TJG	1	PASI-K
		SM 5310C	LDB	1	PASI-K
		SM 4500-P E	AR1	1	PASI-D
60218288006	**MW-62R-201605**	EPA 8015 - Alcohol	MS1	1	PASI-D
		EPA 6010	TDS	2	PASI-K
		EPA 5030B/8260	PGH	38	PASI-K
		SM 2320B	HMM	3	PASI-K
		SM 3500-Fe B#4	TJG	1	PASI-K
		SM 4500-H+B	TJG	1	PASI-K
		SM 4500-S-2 D	HMM	1	PASI-K
		EPA 300.0	OL	2	PASI-K
		EPA 350.1	RAB	1	PASI-K

This report shall not be reproduced, except in full,
without the written consent of Pace Analytical Services, Inc..

Pace Analytical Services, Inc.
9608 Loiret Blvd.
Lenexa, KS 66219
(913)599-5665

SAMPLE ANALYTE COUNT

Project: FORT SMITH, AR
Pace Project No.: 60218288

Lab ID	Sample ID	Method	Analysts	Analytes Reported	Laboratory
		EPA 353.2	CRS	3	PASI-K
		SM 4500-CO2 D	TJG	1	PASI-K
		SM 5310C	LDB	1	PASI-K
		SM 4500-P E	AR1	1	PASI-D
60218288007	**TMW-11-201605**	EPA 8015 - Alcohol	MS1	1	PASI-D
		EPA 6010	TDS	2	PASI-K
		EPA 5030B/8260	PGH	38	PASI-K
		SM 2320B	HMM	3	PASI-K
		SM 3500-Fe B#4	TJG	1	PASI-K
		SM 4500-H+B	TJG	1	PASI-K
		SM 4500-S-2 D	HMM	1	PASI-K
		EPA 300.0	OL	2	PASI-K
		EPA 350.1	RAB	1	PASI-K
		EPA 353.2	CRS	3	PASI-K
		SM 4500-CO2 D	TJG	1	PASI-K
		SM 5310C	LDB	1	PASI-K
		SM 5310C	LDB	1	PASI-K
		SM 4500-P E	AR1	1	PASI-D
60218288008	**MW-61R-201605**	EPA 8015 - Alcohol	MS1	1	PASI-D
		EPA 6010	TDS	2	PASI-K
		EPA 5030B/8260	PGH	38	PASI-K
		SM 2320B	HMM	3	PASI-K
		SM 3500-Fe B#4	TJG	1	PASI-K
		SM 4500-H+B	TJG	1	PASI-K
		SM 4500-S-2 D	HMM	1	PASI-K
		EPA 300.0	OL	2	PASI-K
		EPA 350.1	RAB	1	PASI-K
		EPA 353.2	CRS	3	PASI-K
		SM 4500-CO2 D	TJG	1	PASI-K
		SM 5310C	LDB	1	PASI-K
		SM 5310C	LDB	1	PASI-K
		SM 4500-P E	AR1	1	PASI-D
60218288009	**TB-04-201605**	EPA 5030B/8260	PGH	38	PASI-K
60218288010	**MW-46R-201605**	EPA 8015 - Alcohol	MS1	1	PASI-D
		EPA 6010	TDS	2	PASI-K
		EPA 5030B/8260	PGH	38	PASI-K
		SM 2320B	HMM	3	PASI-K

This report shall not be reproduced, except in full,
without the written consent of Pace Analytical Services, Inc..

Pace Analytical Services, Inc.
9608 Loiret Blvd.
Lenexa, KS 66219
(913)599-5665

SAMPLE ANALYTE COUNT

Project: FORT SMITH, AR
Pace Project No.: 60218288

Lab ID	Sample ID	Method	Analysts	Analytes Reported	Laboratory
		SM 3500-Fe B#4	TJG	1	PASI-K
		SM 4500-H+B	TJG	1	PASI-K
		SM 4500-S-2 D	HMM	1	PASI-K
		EPA 300.0	OL	2	PASI-K
		EPA 350.1	RAB	1	PASI-K
		EPA 353.2	CRS	3	PASI-K
		SM 4500-CO2 D	TJG	1	PASI-K
		SM 5310C	LDB	1	PASI-K
		SM 4500-P E	AR1	1	PASI-D
60218288011	**DUP-10-201605**	EPA 5030B/8260	PGH	38	PASI-K
60218288012	**TB-05-201605**	EPA 5030B/8260	PGH	38	PASI-K
60218288013	**EB-04-201605**	EPA 5030B/8260	PGH	38	PASI-K
60218288014	**EB-03-201605**	EPA 5030B/8260	PGH	38	PASI-K
60218288015	**MW-56R-201605**	EPA 8015 - Alcohol	MS1	1	PASI-D
		EPA 6010	TDS	2	PASI-K
		EPA 5030B/8260	PGH	38	PASI-K
		SM 2320B	HMM	3	PASI-K
		SM 3500-Fe B#4	TJG	1	PASI-K
		SM 4500-H+B	TJG	1	PASI-K
		SM 4500-S-2 D	HMM	1	PASI-K
		EPA 300.0	OL	2	PASI-K
		EPA 350.1	RAB	1	PASI-K
		EPA 353.2	CRS	3	PASI-K
		SM 4500-CO2 D	TJG	1	PASI-K
		SM 5310C	LDB	1	PASI-K
		SM 4500-P E	AR1	1	PASI-D
60218288016	**TB-06-201605**	EPA 5030B/8260	PGH	38	PASI-K
60218288017	**MW-65-201605**	EPA 8015 - Alcohol	MS1	1	PASI-D
		EPA 6010	TDS	2	PASI-K
		EPA 5030B/8260	PGH	38	PASI-K
		SM 2320B	HMM	3	PASI-K
		SM 3500-Fe B#4	TJG	1	PASI-K
		SM 4500-H+B	TJG	1	PASI-K
		SM 4500-S-2 D	HMM	1	PASI-K
		EPA 300.0	OL	2	PASI-K
		EPA 350.1	RAB	1	PASI-K
		EPA 353.2	CRS	3	PASI-K

REPORT OF LABORATORY ANALYSIS

This report shall not be reproduced, except in full,
without the written consent of Pace Analytical Services, Inc..

Pace Analytical Services, Inc.
9608 Loiret Blvd.
Lenexa, KS 66219
(913)599-5665

SAMPLE ANALYTE COUNT

Project: FORT SMITH, AR
Pace Project No.: 60218288

Lab ID	Sample ID	Method	Analysts	Analytes Reported	Laboratory
		SM 4500-CO2 D	TJG	1	PASI-K
		SM 5310C	LDB	1	PASI-K
		SM 4500-P E	AR1	1	PASI-D
60218288018	**IW-72-201605**	EPA 8015 - Alcohol	MS1	1	PASI-D
		EPA 6010	TDS	2	PASI-K
		EPA 5030B/8260	PGH	38	PASI-K
		SM 2320B	HMM	3	PASI-K
		SM 3500-Fe B#4	TJG	1	PASI-K
		SM 4500-H+B	TJG	1	PASI-K
		SM 4500-S-2 D	HMM	1	PASI-K
		EPA 300.0	OL	2	PASI-K
		EPA 350.1	RAB	1	PASI-K
		EPA 353.2	CRS	3	PASI-K
		SM 4500-CO2 D	TJG	1	PASI-K
		SM 5310C	LDB	1	PASI-K
		SM 4500-P E	AR1	1	PASI-D
60218288019	**MW-35R-201605**	EPA 8015 - Alcohol	MS1	1	PASI-D
		EPA 6010	TDS	2	PASI-K
		EPA 5030B/8260	PGH	38	PASI-K
		SM 2320B	HMM	3	PASI-K
		SM 3500-Fe B#4	TJG	1	PASI-K
		SM 4500-H+B	TJG	1	PASI-K
		SM 4500-S-2 D	HMM	1	PASI-K
		EPA 300.0	OL	2	PASI-K
		EPA 350.1	RAB	1	PASI-K
		EPA 353.2	CRS	3	PASI-K
		SM 4500-CO2 D	TJG	1	PASI-K
		SM 5310C	LDB	1	PASI-K
		SM 4500-P E	AR1	1	PASI-D
60218288020	**MW-41R-201605**	EPA 8015 - Alcohol	MS1	1	PASI-D
		EPA 6010	TDS	2	PASI-K
		EPA 5030B/8260	PGH	38	PASI-K
		SM 2320B	HMM	3	PASI-K
		SM 3500-Fe B#4	TJG	1	PASI-K
		SM 4500-H+B	TJG	1	PASI-K
		SM 4500-S-2 D	HMM	1	PASI-K
		EPA 300.0	OL	2	PASI-K

This report shall not be reproduced, except in full,
without the written consent of Pace Analytical Services, Inc..

Pace Analytical Services, Inc.
9608 Loiret Blvd.
Lenexa, KS 66219
(913)599-5665

SAMPLE ANALYTE COUNT

Project: FORT SMITH, AR
Pace Project No.: 60218288

Lab ID	Sample ID	Method	Analysts	Analytes Reported	Laboratory
		EPA 350.1	RAB	1	PASI-K
		EPA 353.2	CRS	3	PASI-K
		SM 4500-CO2 D	TJG	1	PASI-K
		SM 5310C	LDB	1	PASI-K
		SM 4500-P E	AR1	1	PASI-D
60218288021	**DUP-03-201605**	EPA 5030B/8260	PGH	38	PASI-K
60218288022	**MW-34R-201605**	EPA 8015 - Alcohol	MS1	1	PASI-D
		EPA 6010	TDS	2	PASI-K
		EPA 5030B/8260	PGH	38	PASI-K
		SM 2320B	HMM	3	PASI-K
		SM 3500-Fe B#4	TJG	1	PASI-K
		SM 4500-H+B	TJG	1	PASI-K
		SM 4500-S-2 D	HMM	1	PASI-K
		EPA 300.0	OL	2	PASI-K
		EPA 350.1	RAB	1	PASI-K
		EPA 353.2	CRS	3	PASI-K
		SM 4500-CO2 D	TJG	1	PASI-K
		SM 5310C	LDB	1	PASI-K
		SM 4500-P E	AR1	1	PASI-D
60218288023	**MW-188-201605**	EPA 8015 - Alcohol	MS1	1	PASI-D
		EPA 6010	TDS	2	PASI-K
		EPA 5030B/8260	PGH	38	PASI-K
		SM 2320B	HMM	3	PASI-K
		SM 3500-Fe B#4	TJG	1	PASI-K
		SM 4500-H+B	TJG	1	PASI-K
		SM 4500-S-2 D	HMM	1	PASI-K
		EPA 300.0	OL	2	PASI-K
		EPA 350.1	RAB	1	PASI-K
		EPA 353.2	CRS	3	PASI-K
		SM 4500-CO2 D	TJG	1	PASI-K
		SM 5310C	LDB	1	PASI-K
		SM 4500-P E	AR1	1	PASI-D
60218288024	**TB-07-201605**	EPA 5030B/8260	PGH	38	PASI-K
60218288025	**MW-89-201605**	EPA 8015 - Alcohol	MS1	1	PASI-D
		EPA 6010	TDS	2	PASI-K
		EPA 5030B/8260	PGH	38	PASI-K
		SM 2320B	HMM	3	PASI-K

This report shall not be reproduced, except in full,
without the written consent of Pace Analytical Services, Inc..

Pace Analytical Services, Inc.
9608 Loiret Blvd.
Lenexa, KS 66219
(913)599-5665

SAMPLE ANALYTE COUNT

Project: FORT SMITH, AR
Pace Project No.: 60218288

Lab ID	Sample ID	Method	Analysts	Analytes Reported	Laboratory
		SM 3500-Fe B#4	TJG	1	PASI-K
		SM 4500-H+B	TJG	1	PASI-K
		SM 4500-S-2 D	HMM	1	PASI-K
		EPA 300.0	OL	2	PASI-K
		EPA 350.1	RAB	1	PASI-K
		EPA 353.2	CRS	3	PASI-K
		SM 4500-CO2 D	TJG	1	PASI-K
		SM 5310C	LDB	1	PASI-K
		SM 4500-P E	AR1	1	PASI-D
60218288026	**MW-36R-201605**	EPA 8015 - Alcohol	MS1	1	PASI-D
		EPA 6010	TDS	2	PASI-K
		EPA 5030B/8260	PGH	38	PASI-K
		SM 2320B	HMM	3	PASI-K
		SM 3500-Fe B#4	TJG	1	PASI-K
		SM 4500-H+B	TJG	1	PASI-K
		SM 4500-S-2 D	HMM	1	PASI-K
		EPA 300.0	OL	2	PASI-K
		EPA 350.1	RAB	1	PASI-K
		EPA 353.2	CRS	3	PASI-K
		SM 4500-CO2 D	TJG	1	PASI-K
		SM 5310C	LDB	1	PASI-K
		SM 4500-P E	AR1	1	PASI-D

This report shall not be reproduced, except in full,
without the written consent of Pace Analytical Services, Inc..

Pace Analytical Services, Inc.
9608 Loiret Blvd.
Lenexa, KS 66219
(913)599-5665

PROJECT NARRATIVE

Project: FORT SMITH, AR
Pace Project No.: 60218288

Method: **EPA 8015 - Alcohol**
Description: Alcohol by Direct Inject GCFID
Client: Ramboll Environ_AR
Date: May 17, 2016

General Information:
18 samples were analyzed for EPA 8015 - Alcohol. All samples were received in acceptable condition with any exceptions noted below or on the chain-of custody and/or the sample condition upon receipt form (SCUR) attached at the end of this report.

Hold Time:
The samples were analyzed within the method required hold times with any exceptions noted below.

Initial Calibrations (including MS Tune as applicable):
All criteria were within method requirements with any exceptions noted below.

Continuing Calibration:
All criteria were within method requirements with any exceptions noted below.

Surrogates:
All surrogates were within QC limits with any exceptions noted below.

Method Blank:
All analytes were below the report limit in the method blank, where applicable, with any exceptions noted below.

Laboratory Control Spike:
All laboratory control spike compounds were within QC limits with any exceptions noted below.

Matrix Spikes:
All percent recoveries and relative percent differences (RPDs) were within acceptance criteria with any exceptions noted below.

Additional Comments:

This report shall not be reproduced, except in full,
without the written consent of Pace Analytical Services, Inc..

Pace Analytical Services, Inc.
9608 Loiret Blvd.
Lenexa, KS 66219
(913)599-5665

PROJECT NARRATIVE

Project: FORT SMITH, AR
Pace Project No.: 60218288

Method: **EPA 6010**
Description: 6010 MET ICP
Client: Ramboll Environ_AR
Date: May 17, 2016

General Information:
18 samples were analyzed for EPA 6010. All samples were received in acceptable condition with any exceptions noted below or on the chain-of custody and/or the sample condition upon receipt form (SCUR) attached at the end of this report.

Hold Time:
The samples were analyzed within the method required hold times with any exceptions noted below.

Sample Preparation:
The samples were prepared in accordance with EPA 3010 with any exceptions noted below.

Initial Calibrations (including MS Tune as applicable):
All criteria were within method requirements with any exceptions noted below.

Continuing Calibration:
All criteria were within method requirements with any exceptions noted below.

Method Blank:
All analytes were below the report limit in the method blank, where applicable, with any exceptions noted below.

Laboratory Control Spike:
All laboratory control spike compounds were within QC limits with any exceptions noted below.

Matrix Spikes:
All percent recoveries and relative percent differences (RPDs) were within acceptance criteria with any exceptions noted below.

Additional Comments:

This report shall not be reproduced, except in full,
without the written consent of Pace Analytical Services, Inc..

Pace Analytical Services, Inc.
9608 Loiret Blvd.
Lenexa, KS 66219
(913)599-5665

PROJECT NARRATIVE

Project: FORT SMITH, AR
Pace Project No.: 60218288

Method: **EPA 5030B/8260**
Description: 8260 MSV
Client: Ramboll Environ_AR
Date: May 17, 2016

General Information:
26 samples were analyzed for EPA 5030B/8260. All samples were received in acceptable condition with any exceptions noted below or on the chain-of custody and/or the sample condition upon receipt form (SCUR) attached at the end of this report.

Hold Time:
The samples were analyzed within the method required hold times with any exceptions noted below.

Initial Calibrations (including MS Tune as applicable):
All criteria were within method requirements with any exceptions noted below.

Continuing Calibration:
All criteria were within method requirements with any exceptions noted below.

Internal Standards:
All internal standards were within QC limits with any exceptions noted below.

Surrogates:
All surrogates were within QC limits with any exceptions noted below.

Method Blank:
All analytes were below the report limit in the method blank, where applicable, with any exceptions noted below.

Laboratory Control Spike:
All laboratory control spike compounds were within QC limits with any exceptions noted below.

Matrix Spikes:
All percent recoveries and relative percent differences (RPDs) were within acceptance criteria with any exceptions noted below.

QC Batch: MSV/75619
A matrix spike/matrix spike duplicate was not performed due to insufficient sample volume.

QC Batch: MSV/75661
A matrix spike/matrix spike duplicate was not performed due to insufficient sample volume.

QC Batch: MSV/75668
A matrix spike/matrix spike duplicate was not performed due to insufficient sample volume.

QC Batch: MSV/75701
A matrix spike/matrix spike duplicate was not performed due to insufficient sample volume.

QC Batch: MSV/75745
A matrix spike/matrix spike duplicate was not performed due to insufficient sample volume.

Additional Comments:

This report shall not be reproduced, except in full,
without the written consent of Pace Analytical Services, Inc..

Pace Analytical Services, Inc.
9608 Loiret Blvd.
Lenexa, KS 66219
(913)599-5665

PROJECT NARRATIVE

Project: FORT SMITH, AR
Pace Project No.: 60218288

Method: **SM 2320B**
Description: 2320B Alkalinity
Client: Ramboll Environ_AR
Date: May 17, 2016

General Information:
18 samples were analyzed for SM 2320B. All samples were received in acceptable condition with any exceptions noted below or on the chain-of custody and/or the sample condition upon receipt form (SCUR) attached at the end of this report.

Hold Time:
The samples were analyzed within the method required hold times with any exceptions noted below.

Method Blank:
All analytes were below the report limit in the method blank, where applicable, with any exceptions noted below.

Laboratory Control Spike:
All laboratory control spike compounds were within QC limits with any exceptions noted below.

Matrix Spikes:
All percent recoveries and relative percent differences (RPDs) were within acceptance criteria with any exceptions noted below.

Duplicate Sample:
All duplicate sample results were within method acceptance criteria with any exceptions noted below.

Additional Comments:

This report shall not be reproduced, except in full,
without the written consent of Pace Analytical Services, Inc..

Pace Analytical Services, Inc.
9608 Loiret Blvd.
Lenexa, KS 66219
(913)599-5665

PROJECT NARRATIVE

Project: FORT SMITH, AR
Pace Project No.: 60218288

Method: **SM 3500-Fe B#4**
Description: Iron, Ferric (Calculation)
Client: Ramboll Environ_AR
Date: May 17, 2016

General Information:
18 samples were analyzed for SM 3500-Fe B#4. All samples were received in acceptable condition with any exceptions noted below or on the chain-of custody and/or the sample condition upon receipt form (SCUR) attached at the end of this report.

Hold Time:
The samples were analyzed within the method required hold times with any exceptions noted below.

Method Blank:
All analytes were below the report limit in the method blank, where applicable, with any exceptions noted below.

Laboratory Control Spike:
All laboratory control spike compounds were within QC limits with any exceptions noted below.

Matrix Spikes:
All percent recoveries and relative percent differences (RPDs) were within acceptance criteria with any exceptions noted below.

Additional Comments:

Batch Comments:

Ferrous Fe performed in the field
- QC Batch: WET / 61811
- QC Batch: WET / 61838

Ferrous fe performed in the field
- QC Batch: WET / 61849

Analyte Comments:

QC Batch: WET/61849

1e: Total iron was confirmed.
- MW-62R-201605 (Lab ID: 60218288006)
  - Iron, Ferric

This report shall not be reproduced, except in full,
without the written consent of Pace Analytical Services, Inc..

Pace Analytical Services, Inc.
9608 Loiret Blvd.
Lenexa, KS 66219
(913)599-5665

PROJECT NARRATIVE

Project: FORT SMITH, AR
Pace Project No.: 60218288

Method: **SM 4500-H+B**
Description: 4500H+ pH, Electrometric
Client: Ramboll Environ_AR
Date: May 17, 2016

General Information:
18 samples were analyzed for SM 4500-H+B. All samples were received in acceptable condition with any exceptions noted below or on the chain-of custody and/or the sample condition upon receipt form (SCUR) attached at the end of this report.

Hold Time:
The samples were analyzed within the method required hold times with any exceptions noted below.

H6: Analysis initiated outside of the 15 minute EPA required holding time.
- IW-72-201605 (Lab ID: 60218288018)
- IW-80-201605 (Lab ID: 60218288004)
- MW-188-201605 (Lab ID: 60218288023)
- MW-29-201605 (Lab ID: 60218288001)
- MW-34R-201605 (Lab ID: 60218288022)
- MW-35R-201605 (Lab ID: 60218288019)
- MW-36R-201605 (Lab ID: 60218288026)
- MW-41R-201605 (Lab ID: 60218288020)
- MW-46R-201605 (Lab ID: 60218288010)
- MW-56R-201605 (Lab ID: 60218288015)
- MW-57R-201605 (Lab ID: 60218288005)
- MW-61R-201605 (Lab ID: 60218288008)
- MW-62R-201605 (Lab ID: 60218288006)
- MW-65-201605 (Lab ID: 60218288017)
- MW-71-201605 (Lab ID: 60218288003)
- MW-89-201605 (Lab ID: 60218288025)
- RW-69-201605 (Lab ID: 60218288002)
- TMW-11-201605 (Lab ID: 60218288007)

Method Blank:
All analytes were below the report limit in the method blank, where applicable, with any exceptions noted below.

Laboratory Control Spike:
All laboratory control spike compounds were within QC limits with any exceptions noted below.

Matrix Spikes:
All percent recoveries and relative percent differences (RPDs) were within acceptance criteria with any exceptions noted below.

Additional Comments:

Batch Comments:

Field pH
- QC Batch: WET / 61818

This report shall not be reproduced, except in full,
without the written consent of Pace Analytical Services, Inc..

Pace Analytical Services, Inc.
9608 Loiret Blvd.
Lenexa, KS 66219
(913)599-5665

PROJECT NARRATIVE

Project: FORT SMITH, AR
Pace Project No.: 60218288

Method: **SM 4500-S-2 D**
Description: 4500S2D Sulfide, Total
Client: Ramboll Environ_AR
Date: May 17, 2016

General Information:
18 samples were analyzed for SM 4500-S-2 D. All samples were received in acceptable condition with any exceptions noted below or on the chain-of custody and/or the sample condition upon receipt form (SCUR) attached at the end of this report.

Hold Time:
The samples were analyzed within the method required hold times with any exceptions noted below.

Method Blank:
All analytes were below the report limit in the method blank, where applicable, with any exceptions noted below.

Laboratory Control Spike:
All laboratory control spike compounds were within QC limits with any exceptions noted below.

Matrix Spikes:
All percent recoveries and relative percent differences (RPDs) were within acceptance criteria with any exceptions noted below.

QC Batch: WET/61627

A matrix spike and/or matrix spike duplicate (MS/MSD) were performed on the following sample(s): 60218344001

M1: Matrix spike recovery exceeded QC limits. Batch accepted based on laboratory control sample (LCS) recovery.

- MS (Lab ID: 1752525)
  - Sulfide, Total
- MSD (Lab ID: 1752526)
  - Sulfide, Total

Duplicate Sample:
All duplicate sample results were within method acceptance criteria with any exceptions noted below.

Additional Comments:

This report shall not be reproduced, except in full,
without the written consent of Pace Analytical Services, Inc..

Pace Analytical Services, Inc.
9608 Loiret Blvd.
Lenexa, KS 66219
(913)599-5665

PROJECT NARRATIVE

Project: FORT SMITH, AR
Pace Project No.: 60218288

Method: **EPA 300.0**
Description: 300.0 IC Anions 28 Days
Client: Ramboll Environ_AR
Date: May 17, 2016

General Information:
18 samples were analyzed for EPA 300.0. All samples were received in acceptable condition with any exceptions noted below or on the chain-of custody and/or the sample condition upon receipt form (SCUR) attached at the end of this report.

Hold Time:
The samples were analyzed within the method required hold times with any exceptions noted below.

Initial Calibrations (including MS Tune as applicable):
All criteria were within method requirements with any exceptions noted below.

Continuing Calibration:
All criteria were within method requirements with any exceptions noted below.

Method Blank:
All analytes were below the report limit in the method blank, where applicable, with any exceptions noted below.

Laboratory Control Spike:
All laboratory control spike compounds were within QC limits with any exceptions noted below.

Matrix Spikes:
All percent recoveries and relative percent differences (RPDs) were within acceptance criteria with any exceptions noted below.

Additional Comments:

This report shall not be reproduced, except in full,
without the written consent of Pace Analytical Services, Inc..

Pace Analytical Services, Inc.
9608 Loiret Blvd.
Lenexa, KS 66219
(913)599-5665

PROJECT NARRATIVE

Project: FORT SMITH, AR
Pace Project No.: 60218288

Method: **EPA 350.1**
Description: 350.1 Ammonia
Client: Ramboll Environ_AR
Date: May 17, 2016

General Information:
18 samples were analyzed for EPA 350.1. All samples were received in acceptable condition with any exceptions noted below or on the chain-of custody and/or the sample condition upon receipt form (SCUR) attached at the end of this report.

Hold Time:
The samples were analyzed within the method required hold times with any exceptions noted below.

Initial Calibrations (including MS Tune as applicable):
All criteria were within method requirements with any exceptions noted below.

Continuing Calibration:
All criteria were within method requirements with any exceptions noted below.

Method Blank:
All analytes were below the report limit in the method blank, where applicable, with any exceptions noted below.

Laboratory Control Spike:
All laboratory control spike compounds were within QC limits with any exceptions noted below.

Matrix Spikes:
All percent recoveries and relative percent differences (RPDs) were within acceptance criteria with any exceptions noted below.

Duplicate Sample:
All duplicate sample results were within method acceptance criteria with any exceptions noted below.

Additional Comments:

This report shall not be reproduced, except in full,
without the written consent of Pace Analytical Services, Inc..

Pace Analytical Services, Inc.
9608 Loiret Blvd.
Lenexa, KS 66219
(913)599-5665

PROJECT NARRATIVE

Project: FORT SMITH, AR
Pace Project No.: 60218288

Method: **EPA 353.2**
Description: 353.2 Nitrogen, NO2/NO3 unpres
Client: Ramboll Environ_AR
Date: May 17, 2016

General Information:
18 samples were analyzed for EPA 353.2. All samples were received in acceptable condition with any exceptions noted below or on the chain-of custody and/or the sample condition upon receipt form (SCUR) attached at the end of this report.

Hold Time:
The samples were analyzed within the method required hold times with any exceptions noted below.

Initial Calibrations (including MS Tune as applicable):
All criteria were within method requirements with any exceptions noted below.

Continuing Calibration:
All criteria were within method requirements with any exceptions noted below.

Method Blank:
All analytes were below the report limit in the method blank, where applicable, with any exceptions noted below.

Laboratory Control Spike:
All laboratory control spike compounds were within QC limits with any exceptions noted below.

Matrix Spikes:
All percent recoveries and relative percent differences (RPDs) were within acceptance criteria with any exceptions noted below.

QC Batch: WETA/39318

A matrix spike and/or matrix spike duplicate (MS/MSD) were performed on the following sample(s): 60218365002

M1: Matrix spike recovery exceeded QC limits. Batch accepted based on laboratory control sample (LCS) recovery.

- MS (Lab ID: 1752372)
  - Nitrogen, Nitrite

Duplicate Sample:
All duplicate sample results were within method acceptance criteria with any exceptions noted below.

Additional Comments:

This report shall not be reproduced, except in full,
without the written consent of Pace Analytical Services, Inc..

Pace Analytical Services, Inc.
9608 Loiret Blvd.
Lenexa, KS 66219
(913)599-5665

PROJECT NARRATIVE

Project: FORT SMITH, AR
Pace Project No.: 60218288

Method: **SM 4500-CO2 D**
Description: Total Carbon Dioxide Calc
Client: Ramboll Environ_AR
Date: May 17, 2016

General Information:
18 samples were analyzed for SM 4500-CO2 D. All samples were received in acceptable condition with any exceptions noted below or on the chain-of custody and/or the sample condition upon receipt form (SCUR) attached at the end of this report.

Hold Time:
The samples were analyzed within the method required hold times with any exceptions noted below.

Initial Calibrations (including MS Tune as applicable):
All criteria were within method requirements with any exceptions noted below.

Continuing Calibration:
All criteria were within method requirements with any exceptions noted below.

Method Blank:
All analytes were below the report limit in the method blank, where applicable, with any exceptions noted below.

Laboratory Control Spike:
All laboratory control spike compounds were within QC limits with any exceptions noted below.

Matrix Spikes:
All percent recoveries and relative percent differences (RPDs) were within acceptance criteria with any exceptions noted below.

Additional Comments:

This report shall not be reproduced, except in full,
without the written consent of Pace Analytical Services, Inc..

Pace Analytical Services, Inc.
9608 Loiret Blvd.
Lenexa, KS 66219
(913)599-5665

PROJECT NARRATIVE

Project: FORT SMITH, AR
Pace Project No.: 60218288

Method: **SM 5310C**
Description: 5310C TOC
Client: Ramboll Environ_AR
Date: May 17, 2016

General Information:
18 samples were analyzed for SM 5310C. All samples were received in acceptable condition with any exceptions noted below or on the chain-of custody and/or the sample condition upon receipt form (SCUR) attached at the end of this report.

Hold Time:
The samples were analyzed within the method required hold times with any exceptions noted below.

Initial Calibrations (including MS Tune as applicable):
All criteria were within method requirements with any exceptions noted below.

Continuing Calibration:
All criteria were within method requirements with any exceptions noted below.

Method Blank:
All analytes were below the report limit in the method blank, where applicable, with any exceptions noted below.

QC Batch: WETA/39388

B: Analyte was detected in the associated method blank.

- BLANK for HBN 429613 [WETA/393 (Lab ID: 1755250)
  - Total Organic Carbon

Laboratory Control Spike:
All laboratory control spike compounds were within QC limits with any exceptions noted below.

Matrix Spikes:
All percent recoveries and relative percent differences (RPDs) were within acceptance criteria with any exceptions noted below.

QC Batch: WETA/39388

A matrix spike and/or matrix spike duplicate (MS/MSD) were performed on the following sample(s): 60218184009

M1: Matrix spike recovery exceeded QC limits. Batch accepted based on laboratory control sample (LCS) recovery.

- MS (Lab ID: 1755252)
  - Total Organic Carbon

Duplicate Sample:
All duplicate sample results were within method acceptance criteria with any exceptions noted below.

Additional Comments:

This report shall not be reproduced, except in full,
without the written consent of Pace Analytical Services, Inc..

Pace Analytical Services, Inc.
9608 Loiret Blvd.
Lenexa, KS 66219
(913)599-5665

PROJECT NARRATIVE

Project: FORT SMITH, AR
Pace Project No.: 60218288

Method: **SM 5310C**
Description: 5310C Dissolved Organic Carbon
Client: Ramboll Environ_AR
Date: May 17, 2016

General Information:
2 samples were analyzed for SM 5310C. All samples were received in acceptable condition with any exceptions noted below or on the chain-of custody and/or the sample condition upon receipt form (SCUR) attached at the end of this report.

Hold Time:
The samples were analyzed within the method required hold times with any exceptions noted below.

Initial Calibrations (including MS Tune as applicable):
All criteria were within method requirements with any exceptions noted below.

Continuing Calibration:
All criteria were within method requirements with any exceptions noted below.

Method Blank:
All analytes were below the report limit in the method blank, where applicable, with any exceptions noted below.

Laboratory Control Spike:
All laboratory control spike compounds were within QC limits with any exceptions noted below.

Matrix Spikes:
All percent recoveries and relative percent differences (RPDs) were within acceptance criteria with any exceptions noted below.

QC Batch: WETA/39438

A matrix spike and/or matrix spike duplicate (MS/MSD) were performed on the following sample(s): 60218387004

M1: Matrix spike recovery exceeded QC limits. Batch accepted based on laboratory control sample (LCS) recovery.

- MS (Lab ID: 1756860)
  - Dissolved Organic Carbon

Duplicate Sample:
All duplicate sample results were within method acceptance criteria with any exceptions noted below.

Additional Comments:

This report shall not be reproduced, except in full,
without the written consent of Pace Analytical Services, Inc..

Pace Analytical Services, Inc.
9608 Loiret Blvd.
Lenexa, KS 66219
(913)599-5665

PROJECT NARRATIVE

Project: FORT SMITH, AR
Pace Project No.: 60218288

Method: **SM 4500-P E**
Description: SM4500P-E, Total Phosphorus
Client: Ramboll Environ_AR
Date: May 17, 2016

General Information:
18 samples were analyzed for SM 4500-P E. All samples were received in acceptable condition with any exceptions noted below or on the chain-of custody and/or the sample condition upon receipt form (SCUR) attached at the end of this report.

Hold Time:
The samples were analyzed within the method required hold times with any exceptions noted below.

Sample Preparation:
The samples were prepared in accordance with SM4500-P B with any exceptions noted below.

Initial Calibrations (including MS Tune as applicable):
All criteria were within method requirements with any exceptions noted below.

Continuing Calibration:
All criteria were within method requirements with any exceptions noted below.

Method Blank:
All analytes were below the report limit in the method blank, where applicable, with any exceptions noted below.

Laboratory Control Spike:
All laboratory control spike compounds were within QC limits with any exceptions noted below.

Matrix Spikes:
All percent recoveries and relative percent differences (RPDs) were within acceptance criteria with any exceptions noted below.

Additional Comments:

This data package has been reviewed for quality and completeness and is approved for release.

This report shall not be reproduced, except in full,
without the written consent of Pace Analytical Services, Inc..

Pace Analytical Services, Inc.
9608 Loiret Blvd.
Lenexa, KS 66219
(913)599-5665

ANALYTICAL RESULTS

Project: FORT SMITH, AR
Pace Project No.: 60218288

Sample: MW-29-201605 **Lab ID: 60218288001** Collected: 05/03/16 08:55 Received: 05/04/16 05:05 Matrix: Water

Parameters	Results	Units	Report Limit	MDL	DF	Prepared	Analyzed	CAS No.	Qual
Alcohol by Direct Inject GCFID	Analytical Method: EPA 8015 - Alcohol								
2-Chloroethanol	ND	ug/L	10000	1510	1		05/10/16 17:16	107-07-3	
6010 MET ICP	Analytical Method: EPA 6010 Preparation Method: EPA 3010								
Iron	**330**	ug/L	50.0	8.8	1	05/04/16 14:25	05/05/16 10:05	7439-89-6	
Manganese	**306**	ug/L	5.0	0.25	1	05/04/16 14:25	05/05/16 10:05	7439-96-5	
8260 MSV	Analytical Method: EPA 5030B/8260								
Acetone	ND	ug/L	10.0	1.9	1		05/09/16 22:15	67-64-1	
Benzene	**0.13J**	ug/L	1.0	0.060	1		05/09/16 22:15	71-43-2	
Bromodichloromethane	ND	ug/L	1.0	0.19	1		05/09/16 22:15	75-27-4	
Bromoform	ND	ug/L	1.0	0.070	1		05/09/16 22:15	75-25-2	
Bromomethane	ND	ug/L	5.0	0.16	1		05/09/16 22:15	74-83-9	
2-Butanone (MEK)	ND	ug/L	10.0	0.59	1		05/09/16 22:15	78-93-3	
Carbon disulfide	ND	ug/L	5.0	0.12	1		05/09/16 22:15	75-15-0	
Carbon tetrachloride	ND	ug/L	1.0	0.18	1		05/09/16 22:15	56-23-5	
Chlorobenzene	**3.7**	ug/L	1.0	0.21	1		05/09/16 22:15	108-90-7	
Chloroethane	ND	ug/L	1.0	0.15	1		05/09/16 22:15	75-00-3	
Chloroform	ND	ug/L	1.0	0.14	1		05/09/16 22:15	67-66-3	
Chloromethane	ND	ug/L	1.0	0.080	1		05/09/16 22:15	74-87-3	
Dibromochloromethane	ND	ug/L	1.0	0.21	1		05/09/16 22:15	124-48-1	
1,1-Dichloroethane	ND	ug/L	1.0	0.050	1		05/09/16 22:15	75-34-3	
1,2-Dichloroethane	ND	ug/L	1.0	0.12	1		05/09/16 22:15	107-06-2	
1,1-Dichloroethene	ND	ug/L	1.0	0.20	1		05/09/16 22:15	75-35-4	
cis-1,2-Dichloroethene	ND	ug/L	1.0	0.080	1		05/09/16 22:15	156-59-2	
trans-1,2-Dichloroethene	ND	ug/L	1.0	0.20	1		05/09/16 22:15	156-60-5	
1,2-Dichloropropane	ND	ug/L	1.0	0.16	1		05/09/16 22:15	78-87-5	
cis-1,3-Dichloropropene	ND	ug/L	1.0	0.14	1		05/09/16 22:15	10061-01-5	
trans-1,3-Dichloropropene	ND	ug/L	1.0	0.12	1		05/09/16 22:15	10061-02-6	
Ethylbenzene	ND	ug/L	1.0	0.18	1		05/09/16 22:15	100-41-4	
2-Hexanone	ND	ug/L	10.0	1.2	1		05/09/16 22:15	591-78-6	
Methylene chloride	ND	ug/L	1.0	0.15	1		05/09/16 22:15	75-09-2	
4-Methyl-2-pentanone (MIBK)	ND	ug/L	10.0	0.42	1		05/09/16 22:15	108-10-1	
Styrene	ND	ug/L	1.0	0.12	1		05/09/16 22:15	100-42-5	
1,1,2,2-Tetrachloroethane	ND	ug/L	1.0	0.15	1		05/09/16 22:15	79-34-5	
Tetrachloroethene	ND	ug/L	1.0	0.10	1		05/09/16 22:15	127-18-4	
Toluene	ND	ug/L	1.0	0.17	1		05/09/16 22:15	108-88-3	
1,1,1-Trichloroethane	ND	ug/L	1.0	0.11	1		05/09/16 22:15	71-55-6	
1,1,2-Trichloroethane	ND	ug/L	1.0	0.20	1		05/09/16 22:15	79-00-5	
Trichloroethene	ND	ug/L	1.0	0.17	1		05/09/16 22:15	79-01-6	
Vinyl chloride	ND	ug/L	1.0	0.13	1		05/09/16 22:15	75-01-4	
Xylene (Total)	ND	ug/L	3.0	0.42	1		05/09/16 22:15	1330-20-7	
Surrogates									
4-Bromofluorobenzene (S)	99	%	77-130		1		05/09/16 22:15	460-00-4	
1,2-Dichloroethane-d4 (S)	99	%	81-127		1		05/09/16 22:15	17060-07-0	
Toluene-d8 (S)	97	%	80-120		1		05/09/16 22:15	2037-26-5	
Preservation pH	**1.0**		0.10	0.10	1		05/09/16 22:15		

REPORT OF LABORATORY ANALYSIS

This report shall not be reproduced, except in full,
without the written consent of Pace Analytical Services, Inc..

Pace Analytical Services, Inc.
9608 Loiret Blvd.
Lenexa, KS 66219
(913)599-5665

ANALYTICAL RESULTS

Project: FORT SMITH, AR
Pace Project No.: 60218288

Sample: MW-29-201605 **Lab ID: 60218288001** Collected: 05/03/16 08:55 Received: 05/04/16 05:05 Matrix: Water

Parameters	Results	Units	Report Limit	MDL	DF	Prepared	Analyzed	CAS No.	Qual
2320B Alkalinity	Analytical Method: SM 2320B								
Alkalinity,Bicarbonate (CaCO3)	ND	mg/L	20.0	2.0	1		05/06/16 12:38		
Alkalinity, Carbonate (CaCO3)	ND	mg/L	20.0	2.0	1		05/06/16 12:38		
Alkalinity, Total as CaCO3	ND	mg/L	20.0	2.0	1		05/06/16 12:38		
Iron, Ferric (Calculation)	Analytical Method: SM 3500-Fe B#4								
Iron, Ferric	**0.33**	mg/L	0.20		1		05/16/16 00:00	7439-89-6	
4500H+ pH, Electrometric	Analytical Method: SM 4500-H+B								
pH at 25 Degrees C	**5.0**	Std. Units	0.10	0.10	1		05/03/19 00:00		H6
4500S2D Sulfide, Total	Analytical Method: SM 4500-S-2 D								
Sulfide, Total	ND	mg/L	0.050	0.012	1		05/05/16 14:19	18496-25-8	
300.0 IC Anions 28 Days	Analytical Method: EPA 300.0								
Chloride	**107**	mg/L	10.0	5.0	10		05/07/16 15:01	16887-00-6	
Sulfate	**69.2**	mg/L	10.0	2.5	10		05/07/16 15:01	14808-79-8	
350.1 Ammonia	Analytical Method: EPA 350.1								
Nitrogen, Ammonia	ND	mg/L	0.10	0.046	1		05/09/16 17:51	7664-41-7	
353.2 Nitrogen, NO2/NO3 unpres	Analytical Method: EPA 353.2								
Nitrogen, Nitrate	**1.9**	mg/L	0.10	0.012	1		05/04/16 14:47		
Nitrogen, Nitrite	ND	mg/L	0.10	0.010	1		05/04/16 14:47		
Nitrogen, NO2 plus NO3	**1.9**	mg/L	0.10	0.012	1		05/04/16 14:47		
Total Carbon Dioxide Calc	Analytical Method: SM 4500-CO2 D								
Carbon Dioxide Calculation	ND	mg/L	20.0	20.0	1		05/17/16 11:50		
5310C TOC	Analytical Method: SM 5310C								
Total Organic Carbon	**0.53J**	mg/L	1.0	0.054	1		05/09/16 22:27	7440-44-0	
SM4500P-E, Total Phosphorus	Analytical Method: SM 4500-P E Preparation Method: SM4500-P B								
Phosphate as P04	**0.14**	mg/L	0.030	0.010	1	05/12/16 06:21	05/12/16 11:07		

REPORT OF LABORATORY ANALYSIS

This report shall not be reproduced, except in full,
without the written consent of Pace Analytical Services, Inc..

Pace Analytical Services, Inc.
9608 Loiret Blvd.
Lenexa, KS 66219
(913)599-5665

ANALYTICAL RESULTS

Project: FORT SMITH, AR
Pace Project No.: 60218288

Sample: RW-69-201605 **Lab ID: 60218288002** Collected: 05/03/16 11:08 Received: 05/04/16 05:05 Matrix: Water

Parameters	Results	Units	Report Limit	MDL	DF	Prepared	Analyzed	CAS No.	Qual
Alcohol by Direct Inject GCFID	Analytical Method: EPA 8015 - Alcohol								
2-Chloroethanol	ND	ug/L	10000	1510	1		05/10/16 17:27	107-07-3	
6010 MET ICP	Analytical Method: EPA 6010 Preparation Method: EPA 3010								
Iron	**202**	ug/L	50.0	8.8	1	05/04/16 14:25	05/05/16 10:11	7439-89-6	
Manganese	**822**	ug/L	5.0	0.25	1	05/04/16 14:25	05/05/16 10:11	7439-96-5	
8260 MSV	Analytical Method: EPA 5030B/8260								
Acetone	ND	ug/L	10.0	1.9	1		05/09/16 22:58	67-64-1	
Benzene	ND	ug/L	1.0	0.060	1		05/09/16 22:58	71-43-2	
Bromodichloromethane	ND	ug/L	1.0	0.19	1		05/09/16 22:58	75-27-4	
Bromoform	ND	ug/L	1.0	0.070	1		05/09/16 22:58	75-25-2	
Bromomethane	ND	ug/L	5.0	0.16	1		05/09/16 22:58	74-83-9	
2-Butanone (MEK)	ND	ug/L	10.0	0.59	1		05/09/16 22:58	78-93-3	
Carbon disulfide	ND	ug/L	5.0	0.12	1		05/09/16 22:58	75-15-0	
Carbon tetrachloride	ND	ug/L	1.0	0.18	1		05/09/16 22:58	56-23-5	
Chlorobenzene	ND	ug/L	1.0	0.21	1		05/09/16 22:58	108-90-7	
Chloroethane	ND	ug/L	1.0	0.15	1		05/09/16 22:58	75-00-3	
Chloroform	ND	ug/L	1.0	0.14	1		05/09/16 22:58	67-66-3	
Chloromethane	ND	ug/L	1.0	0.080	1		05/09/16 22:58	74-87-3	
Dibromochloromethane	ND	ug/L	1.0	0.21	1		05/09/16 22:58	124-48-1	
1,1-Dichloroethane	ND	ug/L	1.0	0.050	1		05/09/16 22:58	75-34-3	
1,2-Dichloroethane	ND	ug/L	1.0	0.12	1		05/09/16 22:58	107-06-2	
1,1-Dichloroethene	**0.55J**	ug/L	1.0	0.20	1		05/09/16 22:58	75-35-4	
cis-1,2-Dichloroethene	**4.1**	ug/L	1.0	0.080	1		05/09/16 22:58	156-59-2	
trans-1,2-Dichloroethene	ND	ug/L	1.0	0.20	1		05/09/16 22:58	156-60-5	
1,2-Dichloropropane	**0.33J**	ug/L	1.0	0.16	1		05/09/16 22:58	78-87-5	
cis-1,3-Dichloropropene	ND	ug/L	1.0	0.14	1		05/09/16 22:58	10061-01-5	
trans-1,3-Dichloropropene	ND	ug/L	1.0	0.12	1		05/09/16 22:58	10061-02-6	
Ethylbenzene	ND	ug/L	1.0	0.18	1		05/09/16 22:58	100-41-4	
2-Hexanone	ND	ug/L	10.0	1.2	1		05/09/16 22:58	591-78-6	
Methylene chloride	ND	ug/L	1.0	0.15	1		05/09/16 22:58	75-09-2	
4-Methyl-2-pentanone (MIBK)	ND	ug/L	10.0	0.42	1		05/09/16 22:58	108-10-1	
Styrene	ND	ug/L	1.0	0.12	1		05/09/16 22:58	100-42-5	
1,1,2,2-Tetrachloroethane	ND	ug/L	1.0	0.15	1		05/09/16 22:58	79-34-5	
Tetrachloroethene	ND	ug/L	1.0	0.10	1		05/09/16 22:58	127-18-4	
Toluene	ND	ug/L	1.0	0.17	1		05/09/16 22:58	108-88-3	
1,1,1-Trichloroethane	ND	ug/L	1.0	0.11	1		05/09/16 22:58	71-55-6	
1,1,2-Trichloroethane	ND	ug/L	1.0	0.20	1		05/09/16 22:58	79-00-5	
Trichloroethene	**91.1**	ug/L	1.0	0.17	1		05/09/16 22:58	79-01-6	
Vinyl chloride	ND	ug/L	1.0	0.13	1		05/09/16 22:58	75-01-4	
Xylene (Total)	ND	ug/L	3.0	0.42	1		05/09/16 22:58	1330-20-7	
Surrogates									
4-Bromofluorobenzene (S)	100	%	77-130		1		05/09/16 22:58	460-00-4	
1,2-Dichloroethane-d4 (S)	99	%	81-127		1		05/09/16 22:58	17060-07-0	
Toluene-d8 (S)	97	%	80-120		1		05/09/16 22:58	2037-26-5	
Preservation pH	**1.0**		0.10	0.10	1		05/09/16 22:58		

REPORT OF LABORATORY ANALYSIS

This report shall not be reproduced, except in full,
without the written consent of Pace Analytical Services, Inc..

Pace Analytical Services, Inc.
9608 Loiret Blvd.
Lenexa, KS 66219
(913)599-5665

ANALYTICAL RESULTS

Project: FORT SMITH, AR
Pace Project No.: 60218288

Sample: RW-69-201605 **Lab ID: 60218288002** Collected: 05/03/16 11:08 Received: 05/04/16 05:05 Matrix: Water

Parameters	Results	Units	Report Limit	MDL	DF	Prepared	Analyzed	CAS No.	Qual
2320B Alkalinity	Analytical Method: SM 2320B								
Alkalinity,Bicarbonate (CaCO3)	ND	mg/L	20.0	2.0	1		05/06/16 12:42		
Alkalinity, Carbonate (CaCO3)	ND	mg/L	20.0	2.0	1		05/06/16 12:42		
Alkalinity, Total as CaCO3	ND	mg/L	20.0	2.0	1		05/06/16 12:42		
Iron, Ferric (Calculation)	Analytical Method: SM 3500-Fe B#4								
Iron, Ferric	**0.20**	mg/L	0.20		1		05/16/16 00:00	7439-89-6	
4500H+ pH, Electrometric	Analytical Method: SM 4500-H+B								
pH at 25 Degrees C	**5.4**	Std. Units	0.10	0.10	1		05/03/19 00:00		H6
4500S2D Sulfide, Total	Analytical Method: SM 4500-S-2 D								
Sulfide, Total	ND	mg/L	0.050	0.012	1		05/05/16 14:20	18496-25-8	
300.0 IC Anions 28 Days	Analytical Method: EPA 300.0								
Chloride	**258**	mg/L	20.0	10.0	20		05/07/16 15:42	16887-00-6	
Sulfate	**1.8**	mg/L	1.0	0.25	1		05/06/16 22:31	14808-79-8	
350.1 Ammonia	Analytical Method: EPA 350.1								
Nitrogen, Ammonia	ND	mg/L	0.10	0.046	1		05/09/16 17:54	7664-41-7	
353.2 Nitrogen, NO2/NO3 unpres	Analytical Method: EPA 353.2								
Nitrogen, Nitrate	**0.018J**	mg/L	0.10	0.012	1		05/04/16 15:01		
Nitrogen, Nitrite	ND	mg/L	0.10	0.010	1		05/04/16 15:01		
Nitrogen, NO2 plus NO3	**0.018J**	mg/L	0.10	0.012	1		05/04/16 15:01		
Total Carbon Dioxide Calc	Analytical Method: SM 4500-CO2 D								
Carbon Dioxide Calculation	ND	mg/L	20.0	20.0	1		05/17/16 11:50		
5310C TOC	Analytical Method: SM 5310C								
Total Organic Carbon	**0.081J**	mg/L	1.0	0.054	1		05/09/16 22:40	7440-44-0	
SM4500P-E, Total Phosphorus	Analytical Method: SM 4500-P E Preparation Method: SM4500-P B								
Phosphate as P04	**0.055**	mg/L	0.030	0.010	1	05/12/16 06:21	05/12/16 11:08		

REPORT OF LABORATORY ANALYSIS

This report shall not be reproduced, except in full,
without the written consent of Pace Analytical Services, Inc..

Pace Analytical Services, Inc.
9608 Loiret Blvd.
Lenexa, KS 66219
(913)599-5665

ANALYTICAL RESULTS

Project: FORT SMITH, AR
Pace Project No.: 60218288

Sample: MW-71-201605 **Lab ID: 60218288003** Collected: 05/03/16 13:24 Received: 05/04/16 05:05 Matrix: Water

Parameters	Results	Units	Report Limit	MDL	DF	Prepared	Analyzed	CAS No.	Qual
Alcohol by Direct Inject GCFID	Analytical Method: EPA 8015 - Alcohol								
2-Chloroethanol	ND	ug/L	10000	1510	1		05/10/16 17:38	107-07-3	
6010 MET ICP	Analytical Method: EPA 6010 Preparation Method: EPA 3010								
Iron	**510**	ug/L	50.0	8.8	1	05/04/16 14:25	05/05/16 10:14	7439-89-6	
Manganese	**612**	ug/L	5.0	0.25	1	05/04/16 14:25	05/05/16 10:14	7439-96-5	
8260 MSV	Analytical Method: EPA 5030B/8260								
Acetone	ND	ug/L	10.0	1.9	1		05/09/16 23:13	67-64-1	
Benzene	ND	ug/L	1.0	0.060	1		05/09/16 23:13	71-43-2	
Bromodichloromethane	ND	ug/L	1.0	0.19	1		05/09/16 23:13	75-27-4	
Bromoform	ND	ug/L	1.0	0.070	1		05/09/16 23:13	75-25-2	
Bromomethane	ND	ug/L	5.0	0.16	1		05/09/16 23:13	74-83-9	
2-Butanone (MEK)	ND	ug/L	10.0	0.59	1		05/09/16 23:13	78-93-3	
Carbon disulfide	ND	ug/L	5.0	0.12	1		05/09/16 23:13	75-15-0	
Carbon tetrachloride	ND	ug/L	1.0	0.18	1		05/09/16 23:13	56-23-5	
Chlorobenzene	ND	ug/L	1.0	0.21	1		05/09/16 23:13	108-90-7	
Chloroethane	ND	ug/L	1.0	0.15	1		05/09/16 23:13	75-00-3	
Chloroform	ND	ug/L	1.0	0.14	1		05/09/16 23:13	67-66-3	
Chloromethane	ND	ug/L	1.0	0.080	1		05/09/16 23:13	74-87-3	
Dibromochloromethane	ND	ug/L	1.0	0.21	1		05/09/16 23:13	124-48-1	
1,1-Dichloroethane	ND	ug/L	1.0	0.050	1		05/09/16 23:13	75-34-3	
1,2-Dichloroethane	ND	ug/L	1.0	0.12	1		05/09/16 23:13	107-06-2	
1,1-Dichloroethene	**1.3**	ug/L	1.0	0.20	1		05/09/16 23:13	75-35-4	
cis-1,2-Dichloroethene	**5.3**	ug/L	1.0	0.080	1		05/09/16 23:13	156-59-2	
trans-1,2-Dichloroethene	ND	ug/L	1.0	0.20	1		05/09/16 23:13	156-60-5	
1,2-Dichloropropane	ND	ug/L	1.0	0.16	1		05/09/16 23:13	78-87-5	
cis-1,3-Dichloropropene	ND	ug/L	1.0	0.14	1		05/09/16 23:13	10061-01-5	
trans-1,3-Dichloropropene	ND	ug/L	1.0	0.12	1		05/09/16 23:13	10061-02-6	
Ethylbenzene	ND	ug/L	1.0	0.18	1		05/09/16 23:13	100-41-4	
2-Hexanone	ND	ug/L	10.0	1.2	1		05/09/16 23:13	591-78-6	
Methylene chloride	ND	ug/L	1.0	0.15	1		05/09/16 23:13	75-09-2	
4-Methyl-2-pentanone (MIBK)	ND	ug/L	10.0	0.42	1		05/09/16 23:13	108-10-1	
Styrene	ND	ug/L	1.0	0.12	1		05/09/16 23:13	100-42-5	
1,1,2,2-Tetrachloroethane	ND	ug/L	1.0	0.15	1		05/09/16 23:13	79-34-5	
Tetrachloroethene	ND	ug/L	1.0	0.10	1		05/09/16 23:13	127-18-4	
Toluene	ND	ug/L	1.0	0.17	1		05/09/16 23:13	108-88-3	
1,1,1-Trichloroethane	ND	ug/L	1.0	0.11	1		05/09/16 23:13	71-55-6	
1,1,2-Trichloroethane	ND	ug/L	1.0	0.20	1		05/09/16 23:13	79-00-5	
Trichloroethene	**140**	ug/L	1.0	0.17	1		05/09/16 23:13	79-01-6	
Vinyl chloride	**0.23J**	ug/L	1.0	0.13	1		05/09/16 23:13	75-01-4	
Xylene (Total)	ND	ug/L	3.0	0.42	1		05/09/16 23:13	1330-20-7	
Surrogates									
4-Bromofluorobenzene (S)	103	%	77-130		1		05/09/16 23:13	460-00-4	
1,2-Dichloroethane-d4 (S)	100	%	81-127		1		05/09/16 23:13	17060-07-0	
Toluene-d8 (S)	97	%	80-120		1		05/09/16 23:13	2037-26-5	
Preservation pH	**1.0**		0.10	0.10	1		05/09/16 23:13		

REPORT OF LABORATORY ANALYSIS

This report shall not be reproduced, except in full,
without the written consent of Pace Analytical Services, Inc..

Pace Analytical Services, Inc.
9608 Loiret Blvd.
Lenexa, KS 66219
(913)599-5665

ANALYTICAL RESULTS

Project: FORT SMITH, AR
Pace Project No.: 60218288

Sample: MW-71-201605 **Lab ID: 60218288003** Collected: 05/03/16 13:24 Received: 05/04/16 05:05 Matrix: Water

Parameters	Results	Units	Report Limit	MDL	DF	Prepared	Analyzed	CAS No.	Qual
2320B Alkalinity	Analytical Method: SM 2320B								
Alkalinity,Bicarbonate (CaCO3)	ND	mg/L	20.0	2.0	1		05/06/16 12:45		
Alkalinity, Carbonate (CaCO3)	ND	mg/L	20.0	2.0	1		05/06/16 12:45		
Alkalinity, Total as CaCO3	ND	mg/L	20.0	2.0	1		05/06/16 12:45		
Iron, Ferric (Calculation)	Analytical Method: SM 3500-Fe B#4								
Iron, Ferric	**0.51**	mg/L	0.20		1		05/16/16 00:00	7439-89-6	
4500H+ pH, Electrometric	Analytical Method: SM 4500-H+B								
pH at 25 Degrees C	**5.2**	Std. Units	0.10	0.10	1		05/03/19 00:00		H6
4500S2D Sulfide, Total	Analytical Method: SM 4500-S-2 D								
Sulfide, Total	ND	mg/L	0.050	0.012	1		05/05/16 14:20	18496-25-8	
300.0 IC Anions 28 Days	Analytical Method: EPA 300.0								
Chloride	**246**	mg/L	20.0	10.0	20		05/07/16 16:10	16887-00-6	
Sulfate	**3.4**	mg/L	1.0	0.25	1		05/06/16 22:59	14808-79-8	
350.1 Ammonia	Analytical Method: EPA 350.1								
Nitrogen, Ammonia	ND	mg/L	0.10	0.046	1		05/09/16 17:57	7664-41-7	
353.2 Nitrogen, NO2/NO3 unpres	Analytical Method: EPA 353.2								
Nitrogen, Nitrate	ND	mg/L	0.10	0.012	1		05/04/16 16:26		
Nitrogen, Nitrite	ND	mg/L	0.10	0.010	1		05/04/16 16:26		
Nitrogen, NO2 plus NO3	ND	mg/L	0.10	0.012	1		05/04/16 16:26		
Total Carbon Dioxide Calc	Analytical Method: SM 4500-CO2 D								
Carbon Dioxide Calculation	ND	mg/L	20.0	20.0	1		05/17/16 11:50		
5310C TOC	Analytical Method: SM 5310C								
Total Organic Carbon	**0.78J**	mg/L	1.0	0.054	1		05/10/16 11:05	7440-44-0	B
SM4500P-E, Total Phosphorus	Analytical Method: SM 4500-P E Preparation Method: SM4500-P B								
Phosphate as P04	**0.084**	mg/L	0.030	0.010	1	05/12/16 06:21	05/12/16 11:08		

REPORT OF LABORATORY ANALYSIS

This report shall not be reproduced, except in full,
without the written consent of Pace Analytical Services, Inc..

Pace Analytical Services, Inc.
9608 Loiret Blvd.
Lenexa, KS 66219
(913)599-5665

ANALYTICAL RESULTS

Project: FORT SMITH, AR
Pace Project No.: 60218288

Sample: IW-80-201605 **Lab ID: 60218288004** Collected: 05/03/16 12:55 Received: 05/04/16 05:05 Matrix: Water

Parameters	Results	Units	Report Limit	MDL	DF	Prepared	Analyzed	CAS No.	Qual
Alcohol by Direct Inject GCFID	Analytical Method: EPA 8015 - Alcohol								
2-Chloroethanol	ND	ug/L	10000	1510	1		05/10/16 17:49	107-07-3	
6010 MET ICP	Analytical Method: EPA 6010 Preparation Method: EPA 3010								
Iron	**172**	ug/L	50.0	8.8	1	05/04/16 14:25	05/05/16 10:16	7439-89-6	
Manganese	**65.9**	ug/L	5.0	0.25	1	05/04/16 14:25	05/05/16 10:16	7439-96-5	
8260 MSV	Analytical Method: EPA 5030B/8260								
Acetone	**4.4J**	ug/L	10.0	1.9	1		05/09/16 22:30	67-64-1	
Benzene	ND	ug/L	1.0	0.060	1		05/09/16 22:30	71-43-2	
Bromodichloromethane	ND	ug/L	1.0	0.19	1		05/09/16 22:30	75-27-4	
Bromoform	**0.43J**	ug/L	1.0	0.070	1		05/09/16 22:30	75-25-2	
Bromomethane	ND	ug/L	5.0	0.16	1		05/09/16 22:30	74-83-9	
2-Butanone (MEK)	ND	ug/L	10.0	0.59	1		05/09/16 22:30	78-93-3	
Carbon disulfide	ND	ug/L	5.0	0.12	1		05/09/16 22:30	75-15-0	
Carbon tetrachloride	ND	ug/L	1.0	0.18	1		05/09/16 22:30	56-23-5	
Chlorobenzene	ND	ug/L	1.0	0.21	1		05/09/16 22:30	108-90-7	
Chloroethane	ND	ug/L	1.0	0.15	1		05/09/16 22:30	75-00-3	
Chloroform	ND	ug/L	1.0	0.14	1		05/09/16 22:30	67-66-3	
Chloromethane	ND	ug/L	1.0	0.080	1		05/09/16 22:30	74-87-3	
Dibromochloromethane	ND	ug/L	1.0	0.21	1		05/09/16 22:30	124-48-1	
1,1-Dichloroethane	ND	ug/L	1.0	0.050	1		05/09/16 22:30	75-34-3	
1,2-Dichloroethane	ND	ug/L	1.0	0.12	1		05/09/16 22:30	107-06-2	
1,1-Dichloroethene	ND	ug/L	1.0	0.20	1		05/09/16 22:30	75-35-4	
cis-1,2-Dichloroethene	ND	ug/L	1.0	0.080	1		05/09/16 22:30	156-59-2	
trans-1,2-Dichloroethene	ND	ug/L	1.0	0.20	1		05/09/16 22:30	156-60-5	
1,2-Dichloropropane	ND	ug/L	1.0	0.16	1		05/09/16 22:30	78-87-5	
cis-1,3-Dichloropropene	ND	ug/L	1.0	0.14	1		05/09/16 22:30	10061-01-5	
trans-1,3-Dichloropropene	ND	ug/L	1.0	0.12	1		05/09/16 22:30	10061-02-6	
Ethylbenzene	ND	ug/L	1.0	0.18	1		05/09/16 22:30	100-41-4	
2-Hexanone	ND	ug/L	10.0	1.2	1		05/09/16 22:30	591-78-6	
Methylene chloride	ND	ug/L	1.0	0.15	1		05/09/16 22:30	75-09-2	
4-Methyl-2-pentanone (MIBK)	ND	ug/L	10.0	0.42	1		05/09/16 22:30	108-10-1	
Styrene	ND	ug/L	1.0	0.12	1		05/09/16 22:30	100-42-5	
1,1,2,2-Tetrachloroethane	ND	ug/L	1.0	0.15	1		05/09/16 22:30	79-34-5	
Tetrachloroethene	ND	ug/L	1.0	0.10	1		05/09/16 22:30	127-18-4	
Toluene	ND	ug/L	1.0	0.17	1		05/09/16 22:30	108-88-3	
1,1,1-Trichloroethane	ND	ug/L	1.0	0.11	1		05/09/16 22:30	71-55-6	
1,1,2-Trichloroethane	ND	ug/L	1.0	0.20	1		05/09/16 22:30	79-00-5	
Trichloroethene	**4.3**	ug/L	1.0	0.17	1		05/09/16 22:30	79-01-6	
Vinyl chloride	ND	ug/L	1.0	0.13	1		05/09/16 22:30	75-01-4	
Xylene (Total)	ND	ug/L	3.0	0.42	1		05/09/16 22:30	1330-20-7	
Surrogates									
4-Bromofluorobenzene (S)	101	%	77-130		1		05/09/16 22:30	460-00-4	
1,2-Dichloroethane-d4 (S)	100	%	81-127		1		05/09/16 22:30	17060-07-0	
Toluene-d8 (S)	99	%	80-120		1		05/09/16 22:30	2037-26-5	
Preservation pH	**3.0**		0.10	0.10	1		05/09/16 22:30		

REPORT OF LABORATORY ANALYSIS

This report shall not be reproduced, except in full,
without the written consent of Pace Analytical Services, Inc..

Pace Analytical Services, Inc.
9608 Loiret Blvd.
Lenexa, KS 66219
(913)599-5665

ANALYTICAL RESULTS

Project: FORT SMITH, AR
Pace Project No.: 60218288

Sample: IW-80-201605 **Lab ID: 60218288004** Collected: 05/03/16 12:55 Received: 05/04/16 05:05 Matrix: Water

Parameters	Results	Units	Report Limit	MDL	DF	Prepared	Analyzed	CAS No.	Qual
2320B Alkalinity	Analytical Method: SM 2320B								
Alkalinity,Bicarbonate (CaCO3)	**133**	mg/L	20.0	2.0	1		05/06/16 12:58		
Alkalinity, Carbonate (CaCO3)	ND	mg/L	20.0	2.0	1		05/06/16 12:58		
Alkalinity, Total as CaCO3	**133**	mg/L	20.0	2.0	1		05/06/16 12:58		
Iron, Ferric (Calculation)	Analytical Method: SM 3500-Fe B#4								
Iron, Ferric	ND	mg/L	0.20		1		05/16/16 00:00	7439-89-6	
4500H+ pH, Electrometric	Analytical Method: SM 4500-H+B								
pH at 25 Degrees C	**5.8**	Std. Units	0.10	0.10	1		05/03/19 00:00		H6
4500S2D Sulfide, Total	Analytical Method: SM 4500-S-2 D								
Sulfide, Total	ND	mg/L	0.050	0.012	1		05/05/16 14:20	18496-25-8	
300.0 IC Anions 28 Days	Analytical Method: EPA 300.0								
Chloride	**198**	mg/L	20.0	10.0	20		05/07/16 16:24	16887-00-6	
Sulfate	**504**	mg/L	50.0	12.4	50		05/07/16 16:38	14808-79-8	
350.1 Ammonia	Analytical Method: EPA 350.1								
Nitrogen, Ammonia	**0.20**	mg/L	0.10	0.046	1		05/09/16 17:58	7664-41-7	
353.2 Nitrogen, NO2/NO3 unpres	Analytical Method: EPA 353.2								
Nitrogen, Nitrate	**0.73**	mg/L	0.10	0.012	1		05/04/16 16:26		
Nitrogen, Nitrite	ND	mg/L	0.10	0.010	1		05/04/16 16:26		
Nitrogen, NO2 plus NO3	**0.73**	mg/L	0.10	0.012	1		05/04/16 16:26		
Total Carbon Dioxide Calc	Analytical Method: SM 4500-CO2 D								
Carbon Dioxide Calculation	**522**	mg/L	20.0	20.0	1		05/17/16 11:50		
5310C TOC	Analytical Method: SM 5310C								
Total Organic Carbon	**0.77J**	mg/L	1.0	0.054	1		05/10/16 11:30	7440-44-0	B
SM4500P-E, Total Phosphorus	Analytical Method: SM 4500-P E Preparation Method: SM4500-P B								
Phosphate as P04	**0.37**	mg/L	0.030	0.010	1	05/12/16 06:21	05/12/16 11:08		

REPORT OF LABORATORY ANALYSIS

This report shall not be reproduced, except in full,
without the written consent of Pace Analytical Services, Inc..

Pace Analytical Services, Inc.
9608 Loiret Blvd.
Lenexa, KS 66219
(913)599-5665

ANALYTICAL RESULTS

Project: FORT SMITH, AR
Pace Project No.: 60218288

Sample: MW-57R-201605 **Lab ID: 60218288005** Collected: 05/03/16 14:40 Received: 05/04/16 05:05 Matrix: Water

Parameters	Results	Units	Report Limit	MDL	DF	Prepared	Analyzed	CAS No.	Qual
Alcohol by Direct Inject GCFID	Analytical Method: EPA 8015 - Alcohol								
2-Chloroethanol	ND	ug/L	10000	1510	1		05/10/16 18:12	107-07-3	
6010 MET ICP	Analytical Method: EPA 6010 Preparation Method: EPA 3010								
Iron	**3330**	ug/L	50.0	8.8	1	05/04/16 14:25	05/05/16 10:18	7439-89-6	
Manganese	**938**	ug/L	5.0	0.25	1	05/04/16 14:25	05/05/16 10:18	7439-96-5	
8260 MSV	Analytical Method: EPA 5030B/8260								
Acetone	ND	ug/L	10.0	1.9	1		05/09/16 23:27	67-64-1	
Benzene	ND	ug/L	1.0	0.060	1		05/09/16 23:27	71-43-2	
Bromodichloromethane	ND	ug/L	1.0	0.19	1		05/09/16 23:27	75-27-4	
Bromoform	ND	ug/L	1.0	0.070	1		05/09/16 23:27	75-25-2	
Bromomethane	ND	ug/L	5.0	0.16	1		05/09/16 23:27	74-83-9	
2-Butanone (MEK)	ND	ug/L	10.0	0.59	1		05/09/16 23:27	78-93-3	
Carbon disulfide	ND	ug/L	5.0	0.12	1		05/09/16 23:27	75-15-0	
Carbon tetrachloride	ND	ug/L	1.0	0.18	1		05/09/16 23:27	56-23-5	
Chlorobenzene	ND	ug/L	1.0	0.21	1		05/09/16 23:27	108-90-7	
Chloroethane	ND	ug/L	1.0	0.15	1		05/09/16 23:27	75-00-3	
Chloroform	**0.18J**	ug/L	1.0	0.14	1		05/09/16 23:27	67-66-3	
Chloromethane	ND	ug/L	1.0	0.080	1		05/09/16 23:27	74-87-3	
Dibromochloromethane	ND	ug/L	1.0	0.21	1		05/09/16 23:27	124-48-1	
1,1-Dichloroethane	ND	ug/L	1.0	0.050	1		05/09/16 23:27	75-34-3	
1,2-Dichloroethane	ND	ug/L	1.0	0.12	1		05/09/16 23:27	107-06-2	
1,1-Dichloroethene	**1.7**	ug/L	1.0	0.20	1		05/09/16 23:27	75-35-4	
cis-1,2-Dichloroethene	**12.8**	ug/L	1.0	0.080	1		05/09/16 23:27	156-59-2	
trans-1,2-Dichloroethene	**0.26J**	ug/L	1.0	0.20	1		05/09/16 23:27	156-60-5	
1,2-Dichloropropane	ND	ug/L	1.0	0.16	1		05/09/16 23:27	78-87-5	
cis-1,3-Dichloropropene	ND	ug/L	1.0	0.14	1		05/09/16 23:27	10061-01-5	
trans-1,3-Dichloropropene	ND	ug/L	1.0	0.12	1		05/09/16 23:27	10061-02-6	
Ethylbenzene	ND	ug/L	1.0	0.18	1		05/09/16 23:27	100-41-4	
2-Hexanone	ND	ug/L	10.0	1.2	1		05/09/16 23:27	591-78-6	
Methylene chloride	ND	ug/L	1.0	0.15	1		05/09/16 23:27	75-09-2	
4-Methyl-2-pentanone (MIBK)	ND	ug/L	10.0	0.42	1		05/09/16 23:27	108-10-1	
Styrene	ND	ug/L	1.0	0.12	1		05/09/16 23:27	100-42-5	
1,1,2,2-Tetrachloroethane	ND	ug/L	1.0	0.15	1		05/09/16 23:27	79-34-5	
Tetrachloroethene	**0.18J**	ug/L	1.0	0.10	1		05/09/16 23:27	127-18-4	
Toluene	ND	ug/L	1.0	0.17	1		05/09/16 23:27	108-88-3	
1,1,1-Trichloroethane	ND	ug/L	1.0	0.11	1		05/09/16 23:27	71-55-6	
1,1,2-Trichloroethane	ND	ug/L	1.0	0.20	1		05/09/16 23:27	79-00-5	
Trichloroethene	**425**	ug/L	5.0	0.85	5		05/09/16 23:42	79-01-6	
Vinyl chloride	**0.51J**	ug/L	1.0	0.13	1		05/09/16 23:27	75-01-4	
Xylene (Total)	ND	ug/L	3.0	0.42	1		05/09/16 23:27	1330-20-7	
Surrogates									
4-Bromofluorobenzene (S)	101	%	77-130		1		05/09/16 23:27	460-00-4	
1,2-Dichloroethane-d4 (S)	94	%	81-127		1		05/09/16 23:27	17060-07-0	
Toluene-d8 (S)	98	%	80-120		1		05/09/16 23:27	2037-26-5	
Preservation pH	**1.0**		0.10	0.10	1		05/09/16 23:27		

REPORT OF LABORATORY ANALYSIS

This report shall not be reproduced, except in full,
without the written consent of Pace Analytical Services, Inc..

Pace Analytical Services, Inc.
9608 Loiret Blvd.
Lenexa, KS 66219
(913)599-5665

ANALYTICAL RESULTS

Project: FORT SMITH, AR
Pace Project No.: 60218288

Sample: MW-57R-201605 **Lab ID: 60218288005** Collected: 05/03/16 14:40 Received: 05/04/16 05:05 Matrix: Water

Parameters	Results	Units	Report Limit	MDL	DF	Prepared	Analyzed	CAS No.	Qual
2320B Alkalinity	Analytical Method: SM 2320B								
Alkalinity,Bicarbonate (CaCO3)	**56.1**	mg/L	20.0	2.0	1		05/06/16 13:02		
Alkalinity, Carbonate (CaCO3)	ND	mg/L	20.0	2.0	1		05/06/16 13:02		
Alkalinity, Total as CaCO3	**56.1**	mg/L	20.0	2.0	1		05/06/16 13:02		
Iron, Ferric (Calculation)	Analytical Method: SM 3500-Fe B#4								
Iron, Ferric	**1.3**	mg/L	0.20		1		05/16/16 00:00	7439-89-6	
4500H+ pH, Electrometric	Analytical Method: SM 4500-H+B								
pH at 25 Degrees C	**5.8**	Std. Units	0.10	0.10	1		05/03/19 00:00		H6
4500S2D Sulfide, Total	Analytical Method: SM 4500-S-2 D								
Sulfide, Total	ND	mg/L	0.050	0.012	1		05/05/16 14:21	18496-25-8	
300.0 IC Anions 28 Days	Analytical Method: EPA 300.0								
Chloride	**212**	mg/L	20.0	10.0	20		05/07/16 16:52	16887-00-6	
Sulfate	**5.2**	mg/L	1.0	0.25	1		05/06/16 23:27	14808-79-8	
350.1 Ammonia	Analytical Method: EPA 350.1								
Nitrogen, Ammonia	ND	mg/L	0.10	0.046	1		05/09/16 18:03	7664-41-7	
353.2 Nitrogen, NO2/NO3 unpres	Analytical Method: EPA 353.2								
Nitrogen, Nitrate	ND	mg/L	0.10	0.012	1		05/04/16 16:30		
Nitrogen, Nitrite	ND	mg/L	0.10	0.010	1		05/04/16 16:30		
Nitrogen, NO2 plus NO3	ND	mg/L	0.10	0.012	1		05/04/16 16:30		
Total Carbon Dioxide Calc	Analytical Method: SM 4500-CO2 D								
Carbon Dioxide Calculation	**227**	mg/L	20.0	20.0	1		05/17/16 11:50		
5310C TOC	Analytical Method: SM 5310C								
Total Organic Carbon	**0.79J**	mg/L	1.0	0.054	1		05/10/16 11:43	7440-44-0	B
SM4500P-E, Total Phosphorus	Analytical Method: SM 4500-P E Preparation Method: SM4500-P B								
Phosphate as P04	**0.36**	mg/L	0.030	0.010	1	05/12/16 06:21	05/12/16 11:09		

REPORT OF LABORATORY ANALYSIS

This report shall not be reproduced, except in full,
without the written consent of Pace Analytical Services, Inc..

Pace Analytical Services, Inc.
9608 Loiret Blvd.
Lenexa, KS 66219
(913)599-5665

ANALYTICAL RESULTS

Project: FORT SMITH, AR
Pace Project No.: 60218288

Sample: MW-62R-201605 **Lab ID: 60218288006** Collected: 05/03/16 09:45 Received: 05/04/16 05:05 Matrix: Water

Parameters	Results	Units	Report Limit	MDL	DF	Prepared	Analyzed	CAS No.	Qual
Alcohol by Direct Inject GCFID	Analytical Method: EPA 8015 - Alcohol								
2-Chloroethanol	ND	ug/L	10000	1510	1		05/10/16 18:23	107-07-3	
6010 MET ICP	Analytical Method: EPA 6010 Preparation Method: EPA 3010								
Iron	**579**	ug/L	50.0	8.8	1	05/04/16 14:25	05/05/16 10:25	7439-89-6	
Manganese	**973**	ug/L	5.0	0.25	1	05/04/16 14:25	05/05/16 10:25	7439-96-5	
8260 MSV	Analytical Method: EPA 5030B/8260								
Acetone	ND	ug/L	10.0	1.9	1		05/09/16 22:44	67-64-1	
Benzene	ND	ug/L	1.0	0.060	1		05/09/16 22:44	71-43-2	
Bromodichloromethane	ND	ug/L	1.0	0.19	1		05/09/16 22:44	75-27-4	
Bromoform	ND	ug/L	1.0	0.070	1		05/09/16 22:44	75-25-2	
Bromomethane	ND	ug/L	5.0	0.16	1		05/09/16 22:44	74-83-9	
2-Butanone (MEK)	ND	ug/L	10.0	0.59	1		05/09/16 22:44	78-93-3	
Carbon disulfide	ND	ug/L	5.0	0.12	1		05/09/16 22:44	75-15-0	
Carbon tetrachloride	ND	ug/L	1.0	0.18	1		05/09/16 22:44	56-23-5	
Chlorobenzene	ND	ug/L	1.0	0.21	1		05/09/16 22:44	108-90-7	
Chloroethane	ND	ug/L	1.0	0.15	1		05/09/16 22:44	75-00-3	
Chloroform	**0.24J**	ug/L	1.0	0.14	1		05/09/16 22:44	67-66-3	
Chloromethane	ND	ug/L	1.0	0.080	1		05/09/16 22:44	74-87-3	
Dibromochloromethane	ND	ug/L	1.0	0.21	1		05/09/16 22:44	124-48-1	
1,1-Dichloroethane	ND	ug/L	1.0	0.050	1		05/09/16 22:44	75-34-3	
1,2-Dichloroethane	ND	ug/L	1.0	0.12	1		05/09/16 22:44	107-06-2	
1,1-Dichloroethene	ND	ug/L	1.0	0.20	1		05/09/16 22:44	75-35-4	
cis-1,2-Dichloroethene	ND	ug/L	1.0	0.080	1		05/09/16 22:44	156-59-2	
trans-1,2-Dichloroethene	ND	ug/L	1.0	0.20	1		05/09/16 22:44	156-60-5	
1,2-Dichloropropane	ND	ug/L	1.0	0.16	1		05/09/16 22:44	78-87-5	
cis-1,3-Dichloropropene	ND	ug/L	1.0	0.14	1		05/09/16 22:44	10061-01-5	
trans-1,3-Dichloropropene	ND	ug/L	1.0	0.12	1		05/09/16 22:44	10061-02-6	
Ethylbenzene	ND	ug/L	1.0	0.18	1		05/09/16 22:44	100-41-4	
2-Hexanone	ND	ug/L	10.0	1.2	1		05/09/16 22:44	591-78-6	
Methylene chloride	ND	ug/L	1.0	0.15	1		05/09/16 22:44	75-09-2	
4-Methyl-2-pentanone (MIBK)	ND	ug/L	10.0	0.42	1		05/09/16 22:44	108-10-1	
Styrene	ND	ug/L	1.0	0.12	1		05/09/16 22:44	100-42-5	
1,1,2,2-Tetrachloroethane	ND	ug/L	1.0	0.15	1		05/09/16 22:44	79-34-5	
Tetrachloroethene	ND	ug/L	1.0	0.10	1		05/09/16 22:44	127-18-4	
Toluene	ND	ug/L	1.0	0.17	1		05/09/16 22:44	108-88-3	
1,1,1-Trichloroethane	ND	ug/L	1.0	0.11	1		05/09/16 22:44	71-55-6	
1,1,2-Trichloroethane	ND	ug/L	1.0	0.20	1		05/09/16 22:44	79-00-5	
Trichloroethene	ND	ug/L	1.0	0.17	1		05/09/16 22:44	79-01-6	
Vinyl chloride	ND	ug/L	1.0	0.13	1		05/09/16 22:44	75-01-4	
Xylene (Total)	ND	ug/L	3.0	0.42	1		05/09/16 22:44	1330-20-7	
Surrogates									
4-Bromofluorobenzene (S)	100	%	77-130		1		05/09/16 22:44	460-00-4	
1,2-Dichloroethane-d4 (S)	101	%	81-127		1		05/09/16 22:44	17060-07-0	
Toluene-d8 (S)	99	%	80-120		1		05/09/16 22:44	2037-26-5	
Preservation pH	**1.0**		0.10	0.10	1		05/09/16 22:44		

REPORT OF LABORATORY ANALYSIS

This report shall not be reproduced, except in full,
without the written consent of Pace Analytical Services, Inc..

Pace Analytical Services, Inc.
9608 Loiret Blvd.
Lenexa, KS 66219
(913)599-5665

ANALYTICAL RESULTS

Project: FORT SMITH, AR
Pace Project No.: 60218288

Sample: MW-62R-201605 **Lab ID: 60218288006** Collected: 05/03/16 09:45 Received: 05/04/16 05:05 Matrix: Water

Parameters	Results	Units	Report Limit	MDL	DF	Prepared	Analyzed	CAS No.	Qual
2320B Alkalinity	Analytical Method: SM 2320B								
Alkalinity,Bicarbonate (CaCO3)	**54.8**	mg/L	20.0	2.0	1		05/06/16 13:06		
Alkalinity, Carbonate (CaCO3)	ND	mg/L	20.0	2.0	1		05/06/16 13:06		
Alkalinity, Total as CaCO3	**54.8**	mg/L	20.0	2.0	1		05/06/16 13:06		
Iron, Ferric (Calculation)	Analytical Method: SM 3500-Fe B#4								
Iron, Ferric	ND	mg/L	0.20		1		05/17/16 00:00	7439-89-6	1e
4500H+ pH, Electrometric	Analytical Method: SM 4500-H+B								
pH at 25 Degrees C	**6.0**	Std. Units	0.10	0.10	1		05/03/19 00:00		H6
4500S2D Sulfide, Total	Analytical Method: SM 4500-S-2 D								
Sulfide, Total	ND	mg/L	0.050	0.012	1		05/05/16 14:21	18496-25-8	
300.0 IC Anions 28 Days	Analytical Method: EPA 300.0								
Chloride	**149**	mg/L	10.0	5.0	10		05/07/16 17:06	16887-00-6	
Sulfate	**6.2**	mg/L	1.0	0.25	1		05/06/16 23:41	14808-79-8	
350.1 Ammonia	Analytical Method: EPA 350.1								
Nitrogen, Ammonia	ND	mg/L	0.10	0.046	1		05/09/16 18:04	7664-41-7	
353.2 Nitrogen, NO2/NO3 unpres	Analytical Method: EPA 353.2								
Nitrogen, Nitrate	**0.099J**	mg/L	0.10	0.012	1		05/04/16 14:51		
Nitrogen, Nitrite	ND	mg/L	0.10	0.010	1		05/04/16 14:51		
Nitrogen, NO2 plus NO3	**0.099J**	mg/L	0.10	0.012	1		05/04/16 14:51		
Total Carbon Dioxide Calc	Analytical Method: SM 4500-CO2 D								
Carbon Dioxide Calculation	**158**	mg/L	20.0	20.0	1		05/17/16 11:50		
5310C TOC	Analytical Method: SM 5310C								
Total Organic Carbon	**0.35J**	mg/L	1.0	0.054	1		05/10/16 12:21	7440-44-0	B
SM4500P-E, Total Phosphorus	Analytical Method: SM 4500-P E Preparation Method: SM4500-P B								
Phosphate as P04	**0.077**	mg/L	0.030	0.010	1	05/12/16 06:21	05/12/16 11:09		

REPORT OF LABORATORY ANALYSIS

This report shall not be reproduced, except in full,
without the written consent of Pace Analytical Services, Inc..

Pace Analytical Services, Inc.
9608 Loiret Blvd.
Lenexa, KS 66219
(913)599-5665

ANALYTICAL RESULTS

Project: FORT SMITH, AR
Pace Project No.: 60218288

Sample: TMW-11-201605 **Lab ID: 60218288007** Collected: 05/03/16 15:10 Received: 05/04/16 05:05 Matrix: Water

Parameters	Results	Units	Report Limit	MDL	DF	Prepared	Analyzed	CAS No.	Qual
Alcohol by Direct Inject GCFID	Analytical Method: EPA 8015 - Alcohol								
2-Chloroethanol	ND	ug/L	10000	1510	1		05/10/16 18:35	107-07-3	
6010 MET ICP	Analytical Method: EPA 6010 Preparation Method: EPA 3010								
Iron	**11700**	ug/L	50.0	8.8	1	05/04/16 14:25	05/05/16 10:27	7439-89-6	
Manganese	**1850**	ug/L	5.0	0.25	1	05/04/16 14:25	05/05/16 10:27	7439-96-5	
8260 MSV	Analytical Method: EPA 5030B/8260								
Acetone	**15.4**	ug/L	10.0	1.9	1		05/09/16 23:56	67-64-1	
Benzene	**0.11J**	ug/L	1.0	0.060	1		05/09/16 23:56	71-43-2	
Bromodichloromethane	ND	ug/L	1.0	0.19	1		05/09/16 23:56	75-27-4	
Bromoform	ND	ug/L	1.0	0.070	1		05/09/16 23:56	75-25-2	
Bromomethane	ND	ug/L	5.0	0.16	1		05/09/16 23:56	74-83-9	
2-Butanone (MEK)	**19.7**	ug/L	10.0	0.59	1		05/09/16 23:56	78-93-3	
Carbon disulfide	**0.56J**	ug/L	5.0	0.12	1		05/09/16 23:56	75-15-0	
Carbon tetrachloride	ND	ug/L	1.0	0.18	1		05/09/16 23:56	56-23-5	
Chlorobenzene	ND	ug/L	1.0	0.21	1		05/09/16 23:56	108-90-7	
Chloroethane	ND	ug/L	1.0	0.15	1		05/09/16 23:56	75-00-3	
Chloroform	ND	ug/L	1.0	0.14	1		05/09/16 23:56	67-66-3	
Chloromethane	ND	ug/L	1.0	0.080	1		05/09/16 23:56	74-87-3	
Dibromochloromethane	ND	ug/L	1.0	0.21	1		05/09/16 23:56	124-48-1	
1,1-Dichloroethane	ND	ug/L	1.0	0.050	1		05/09/16 23:56	75-34-3	
1,2-Dichloroethane	ND	ug/L	1.0	0.12	1		05/09/16 23:56	107-06-2	
1,1-Dichloroethene	ND	ug/L	1.0	0.20	1		05/09/16 23:56	75-35-4	
cis-1,2-Dichloroethene	**3.6**	ug/L	1.0	0.080	1		05/09/16 23:56	156-59-2	
trans-1,2-Dichloroethene	ND	ug/L	1.0	0.20	1		05/09/16 23:56	156-60-5	
1,2-Dichloropropane	ND	ug/L	1.0	0.16	1		05/09/16 23:56	78-87-5	
cis-1,3-Dichloropropene	ND	ug/L	1.0	0.14	1		05/09/16 23:56	10061-01-5	
trans-1,3-Dichloropropene	ND	ug/L	1.0	0.12	1		05/09/16 23:56	10061-02-6	
Ethylbenzene	ND	ug/L	1.0	0.18	1		05/09/16 23:56	100-41-4	
2-Hexanone	ND	ug/L	10.0	1.2	1		05/09/16 23:56	591-78-6	
Methylene chloride	ND	ug/L	1.0	0.15	1		05/09/16 23:56	75-09-2	
4-Methyl-2-pentanone (MIBK)	**0.89J**	ug/L	10.0	0.42	1		05/09/16 23:56	108-10-1	
Styrene	ND	ug/L	1.0	0.12	1		05/09/16 23:56	100-42-5	
1,1,2,2-Tetrachloroethane	ND	ug/L	1.0	0.15	1		05/09/16 23:56	79-34-5	
Tetrachloroethene	ND	ug/L	1.0	0.10	1		05/09/16 23:56	127-18-4	
Toluene	**0.90J**	ug/L	1.0	0.17	1		05/09/16 23:56	108-88-3	
1,1,1-Trichloroethane	ND	ug/L	1.0	0.11	1		05/09/16 23:56	71-55-6	
1,1,2-Trichloroethane	ND	ug/L	1.0	0.20	1		05/09/16 23:56	79-00-5	
Trichloroethene	**8.1**	ug/L	1.0	0.17	1		05/09/16 23:56	79-01-6	
Vinyl chloride	ND	ug/L	1.0	0.13	1		05/09/16 23:56	75-01-4	
Xylene (Total)	ND	ug/L	3.0	0.42	1		05/09/16 23:56	1330-20-7	
Surrogates									
4-Bromofluorobenzene (S)	101	%	77-130		1		05/09/16 23:56	460-00-4	
1,2-Dichloroethane-d4 (S)	96	%	81-127		1		05/09/16 23:56	17060-07-0	
Toluene-d8 (S)	99	%	80-120		1		05/09/16 23:56	2037-26-5	
Preservation pH	**1.0**		0.10	0.10	1		05/09/16 23:56		

REPORT OF LABORATORY ANALYSIS

This report shall not be reproduced, except in full,
without the written consent of Pace Analytical Services, Inc..

Pace Analytical Services, Inc.
9608 Loiret Blvd.
Lenexa, KS 66219
(913)599-5665

ANALYTICAL RESULTS

Project: FORT SMITH, AR
Pace Project No.: 60218288

Sample: TMW-11-201605 **Lab ID: 60218288007** Collected: 05/03/16 15:10 Received: 05/04/16 05:05 Matrix: Water

Parameters	Results	Units	Report Limit	MDL	DF	Prepared	Analyzed	CAS No.	Qual
2320B Alkalinity	Analytical Method: SM 2320B								
Alkalinity,Bicarbonate (CaCO3)	**967**	mg/L	20.0	2.0	1		05/06/16 13:15		
Alkalinity, Carbonate (CaCO3)	ND	mg/L	20.0	2.0	1		05/06/16 13:15		
Alkalinity, Total as CaCO3	**967**	mg/L	20.0	2.0	1		05/06/16 13:15		
Iron, Ferric (Calculation)	Analytical Method: SM 3500-Fe B#4								
Iron, Ferric	**11.0**	mg/L	0.20		1		05/16/16 00:00	7439-89-6	
4500H+ pH, Electrometric	Analytical Method: SM 4500-H+B								
pH at 25 Degrees C	**7.2**	Std. Units	0.10	0.10	1		05/03/19 00:00		H6
4500S2D Sulfide, Total	Analytical Method: SM 4500-S-2 D								
Sulfide, Total	ND	mg/L	0.050	0.012	1		05/05/16 14:21	18496-25-8	
300.0 IC Anions 28 Days	Analytical Method: EPA 300.0								
Chloride	**145**	mg/L	10.0	5.0	10		05/07/16 17:48	16887-00-6	
Sulfate	**2.4**	mg/L	1.0	0.25	1		05/06/16 23:55	14808-79-8	
350.1 Ammonia	Analytical Method: EPA 350.1								
Nitrogen, Ammonia	**6.6**	mg/L	0.10	0.046	1		05/09/16 18:05	7664-41-7	
353.2 Nitrogen, NO2/NO3 unpres	Analytical Method: EPA 353.2								
Nitrogen, Nitrate	ND	mg/L	0.10	0.012	1		05/05/16 10:00		
Nitrogen, Nitrite	ND	mg/L	0.10	0.010	1		05/05/16 10:00		
Nitrogen, NO2 plus NO3	ND	mg/L	0.10	0.012	1		05/05/16 10:00		
Total Carbon Dioxide Calc	Analytical Method: SM 4500-CO2 D								
Carbon Dioxide Calculation	**982**	mg/L	20.0	20.0	1		05/17/16 11:50		
5310C TOC	Analytical Method: SM 5310C								
Total Organic Carbon	**46.2**	mg/L	10.0	0.54	10		05/10/16 12:33	7440-44-0	
5310C Dissolved Organic Carbon	Analytical Method: SM 5310C								
Dissolved Organic Carbon	**22.5**	mg/L	2.0	0.11	2		05/12/16 12:58	7440-44-0	
SM4500P-E, Total Phosphorus	Analytical Method: SM 4500-P E Preparation Method: SM4500-P B								
Phosphate as P04	**1.8**	mg/L	0.030	0.010	1	05/12/16 06:21	05/12/16 11:10		

REPORT OF LABORATORY ANALYSIS

This report shall not be reproduced, except in full,
without the written consent of Pace Analytical Services, Inc..

Pace Analytical Services, Inc.
9608 Loiret Blvd.
Lenexa, KS 66219
(913)599-5665

ANALYTICAL RESULTS

Project: FORT SMITH, AR
Pace Project No.: 60218288

Sample: MW-61R-201605 **Lab ID: 60218288008** Collected: 05/03/16 12:10 Received: 05/04/16 05:05 Matrix: Water

Parameters	Results	Units	Report Limit	MDL	DF	Prepared	Analyzed	CAS No.	Qual
Alcohol by Direct Inject GCFID	Analytical Method: EPA 8015 - Alcohol								
2-Chloroethanol	ND	ug/L	10000	1510	1		05/10/16 18:46	107-07-3	
6010 MET ICP	Analytical Method: EPA 6010 Preparation Method: EPA 3010								
Iron	**22000**	ug/L	50.0	8.8	1	05/04/16 14:25	05/05/16 10:30	7439-89-6	
Manganese	**1710**	ug/L	5.0	0.25	1	05/04/16 14:25	05/05/16 10:30	7439-96-5	
8260 MSV	Analytical Method: EPA 5030B/8260								
Acetone	ND	ug/L	10.0	1.9	1		05/10/16 03:03	67-64-1	
Benzene	ND	ug/L	1.0	0.060	1		05/10/16 03:03	71-43-2	
Bromodichloromethane	ND	ug/L	1.0	0.19	1		05/10/16 03:03	75-27-4	
Bromoform	ND	ug/L	1.0	0.070	1		05/10/16 03:03	75-25-2	
Bromomethane	ND	ug/L	5.0	0.16	1		05/10/16 03:03	74-83-9	
2-Butanone (MEK)	ND	ug/L	10.0	0.59	1		05/10/16 03:03	78-93-3	
Carbon disulfide	ND	ug/L	5.0	0.12	1		05/10/16 03:03	75-15-0	
Carbon tetrachloride	ND	ug/L	1.0	0.18	1		05/10/16 03:03	56-23-5	
Chlorobenzene	ND	ug/L	1.0	0.21	1		05/10/16 03:03	108-90-7	
Chloroethane	ND	ug/L	1.0	0.15	1		05/10/16 03:03	75-00-3	
Chloroform	ND	ug/L	1.0	0.14	1		05/10/16 03:03	67-66-3	
Chloromethane	ND	ug/L	1.0	0.080	1		05/10/16 03:03	74-87-3	
Dibromochloromethane	ND	ug/L	1.0	0.21	1		05/10/16 03:03	124-48-1	
1,1-Dichloroethane	ND	ug/L	1.0	0.050	1		05/10/16 03:03	75-34-3	
1,2-Dichloroethane	ND	ug/L	1.0	0.12	1		05/10/16 03:03	107-06-2	
1,1-Dichloroethene	ND	ug/L	1.0	0.20	1		05/10/16 03:03	75-35-4	
cis-1,2-Dichloroethene	**3.8**	ug/L	1.0	0.080	1		05/10/16 03:03	156-59-2	
trans-1,2-Dichloroethene	ND	ug/L	1.0	0.20	1		05/10/16 03:03	156-60-5	
1,2-Dichloropropane	ND	ug/L	1.0	0.16	1		05/10/16 03:03	78-87-5	
cis-1,3-Dichloropropene	ND	ug/L	1.0	0.14	1		05/10/16 03:03	10061-01-5	
trans-1,3-Dichloropropene	ND	ug/L	1.0	0.12	1		05/10/16 03:03	10061-02-6	
Ethylbenzene	ND	ug/L	1.0	0.18	1		05/10/16 03:03	100-41-4	
2-Hexanone	ND	ug/L	10.0	1.2	1		05/10/16 03:03	591-78-6	
Methylene chloride	ND	ug/L	1.0	0.15	1		05/10/16 03:03	75-09-2	
4-Methyl-2-pentanone (MIBK)	ND	ug/L	10.0	0.42	1		05/10/16 03:03	108-10-1	
Styrene	ND	ug/L	1.0	0.12	1		05/10/16 03:03	100-42-5	
1,1,2,2-Tetrachloroethane	ND	ug/L	1.0	0.15	1		05/10/16 03:03	79-34-5	
Tetrachloroethene	ND	ug/L	1.0	0.10	1		05/10/16 03:03	127-18-4	
Toluene	ND	ug/L	1.0	0.17	1		05/10/16 03:03	108-88-3	
1,1,1-Trichloroethane	ND	ug/L	1.0	0.11	1		05/10/16 03:03	71-55-6	
1,1,2-Trichloroethane	ND	ug/L	1.0	0.20	1		05/10/16 03:03	79-00-5	
Trichloroethene	**5.3**	ug/L	1.0	0.17	1		05/10/16 03:03	79-01-6	
Vinyl chloride	ND	ug/L	1.0	0.13	1		05/10/16 03:03	75-01-4	
Xylene (Total)	ND	ug/L	3.0	0.42	1		05/10/16 03:03	1330-20-7	
Surrogates									
4-Bromofluorobenzene (S)	97	%	77-130		1		05/10/16 03:03	460-00-4	
1,2-Dichloroethane-d4 (S)	95	%	81-127		1		05/10/16 03:03	17060-07-0	
Toluene-d8 (S)	100	%	80-120		1		05/10/16 03:03	2037-26-5	
Preservation pH	**1.0**		0.10	0.10	1		05/10/16 03:03		

REPORT OF LABORATORY ANALYSIS

This report shall not be reproduced, except in full,
without the written consent of Pace Analytical Services, Inc..

Pace Analytical Services, Inc.
9608 Loiret Blvd.
Lenexa, KS 66219
(913)599-5665

ANALYTICAL RESULTS

Project: FORT SMITH, AR
Pace Project No.: 60218288

Sample: MW-61R-201605 **Lab ID: 60218288008** Collected: 05/03/16 12:10 Received: 05/04/16 05:05 Matrix: Water

Parameters	Results	Units	Report Limit	MDL	DF	Prepared	Analyzed	CAS No.	Qual
2320B Alkalinity	Analytical Method: SM 2320B								
Alkalinity,Bicarbonate (CaCO3)	**384**	mg/L	20.0	2.0	1		05/10/16 14:31		
Alkalinity, Carbonate (CaCO3)	ND	mg/L	20.0	2.0	1		05/10/16 14:31		
Alkalinity, Total as CaCO3	**384**	mg/L	20.0	2.0	1		05/10/16 14:31		
Iron, Ferric (Calculation)	Analytical Method: SM 3500-Fe B#4								
Iron, Ferric	**18.6**	mg/L	0.20		1		05/17/12 00:00	7439-89-6	
4500H+ pH, Electrometric	Analytical Method: SM 4500-H+B								
pH at 25 Degrees C	**6.8**	Std. Units	0.10	0.10	1		05/03/19 00:00		H6
4500S2D Sulfide, Total	Analytical Method: SM 4500-S-2 D								
Sulfide, Total	ND	mg/L	0.050	0.012	1		05/05/16 14:22	18496-25-8	
300.0 IC Anions 28 Days	Analytical Method: EPA 300.0								
Chloride	**83.6**	mg/L	10.0	5.0	10		05/07/16 18:01	16887-00-6	
Sulfate	**7.5**	mg/L	1.0	0.25	1		05/07/16 00:09	14808-79-8	
350.1 Ammonia	Analytical Method: EPA 350.1								
Nitrogen, Ammonia	**2.0**	mg/L	0.10	0.046	1		05/09/16 18:07	7664-41-7	
353.2 Nitrogen, NO2/NO3 unpres	Analytical Method: EPA 353.2								
Nitrogen, Nitrate	ND	mg/L	0.10	0.012	1		05/04/16 16:22		
Nitrogen, Nitrite	ND	mg/L	0.10	0.010	1		05/04/16 16:22		
Nitrogen, NO2 plus NO3	ND	mg/L	0.10	0.012	1		05/04/16 16:22		
Total Carbon Dioxide Calc	Analytical Method: SM 4500-CO2 D								
Carbon Dioxide Calculation	**463**	mg/L	20.0	20.0	1		05/17/16 11:50		
5310C TOC	Analytical Method: SM 5310C								
Total Organic Carbon	**2.8**	mg/L	1.0	0.054	1		05/10/16 15:56	7440-44-0	
5310C Dissolved Organic Carbon	Analytical Method: SM 5310C								
Dissolved Organic Carbon	**2.5**	mg/L	1.0	0.054	1		05/12/16 11:17	7440-44-0	
SM4500P-E, Total Phosphorus	Analytical Method: SM 4500-P E Preparation Method: SM4500-P B								
Phosphate as P04	**0.59**	mg/L	0.030	0.010	1	05/12/16 06:21	05/12/16 11:10		

REPORT OF LABORATORY ANALYSIS

This report shall not be reproduced, except in full,
without the written consent of Pace Analytical Services, Inc..

Pace Analytical Services, Inc.
9608 Loiret Blvd.
Lenexa, KS 66219
(913)599-5665

ANALYTICAL RESULTS

Project: FORT SMITH, AR
Pace Project No.: 60218288

Sample: TB-04-201605 **Lab ID: 60218288009** Collected: 05/03/16 08:55 Received: 05/04/16 05:05 Matrix: Water

Parameters	Results	Units	Report Limit	MDL	DF	Prepared	Analyzed	CAS No.	Qual
8260 MSV	Analytical Method: EPA 5030B/8260								
Acetone	ND	ug/L	10.0	1.9	1		05/10/16 01:51	67-64-1	
Benzene	ND	ug/L	1.0	0.060	1		05/10/16 01:51	71-43-2	
Bromodichloromethane	ND	ug/L	1.0	0.19	1		05/10/16 01:51	75-27-4	
Bromoform	ND	ug/L	1.0	0.070	1		05/10/16 01:51	75-25-2	
Bromomethane	ND	ug/L	5.0	0.16	1		05/10/16 01:51	74-83-9	
2-Butanone (MEK)	ND	ug/L	10.0	0.59	1		05/10/16 01:51	78-93-3	
Carbon disulfide	ND	ug/L	5.0	0.12	1		05/10/16 01:51	75-15-0	
Carbon tetrachloride	ND	ug/L	1.0	0.18	1		05/10/16 01:51	56-23-5	
Chlorobenzene	ND	ug/L	1.0	0.21	1		05/10/16 01:51	108-90-7	
Chloroethane	ND	ug/L	1.0	0.15	1		05/10/16 01:51	75-00-3	
Chloroform	ND	ug/L	1.0	0.14	1		05/10/16 01:51	67-66-3	
Chloromethane	ND	ug/L	1.0	0.080	1		05/10/16 01:51	74-87-3	
Dibromochloromethane	ND	ug/L	1.0	0.21	1		05/10/16 01:51	124-48-1	
1,1-Dichloroethane	ND	ug/L	1.0	0.050	1		05/10/16 01:51	75-34-3	
1,2-Dichloroethane	ND	ug/L	1.0	0.12	1		05/10/16 01:51	107-06-2	
1,1-Dichloroethene	ND	ug/L	1.0	0.20	1		05/10/16 01:51	75-35-4	
cis-1,2-Dichloroethene	ND	ug/L	1.0	0.080	1		05/10/16 01:51	156-59-2	
trans-1,2-Dichloroethene	ND	ug/L	1.0	0.20	1		05/10/16 01:51	156-60-5	
1,2-Dichloropropane	ND	ug/L	1.0	0.16	1		05/10/16 01:51	78-87-5	
cis-1,3-Dichloropropene	ND	ug/L	1.0	0.14	1		05/10/16 01:51	10061-01-5	
trans-1,3-Dichloropropene	ND	ug/L	1.0	0.12	1		05/10/16 01:51	10061-02-6	
Ethylbenzene	ND	ug/L	1.0	0.18	1		05/10/16 01:51	100-41-4	
2-Hexanone	ND	ug/L	10.0	1.2	1		05/10/16 01:51	591-78-6	
Methylene chloride	ND	ug/L	1.0	0.15	1		05/10/16 01:51	75-09-2	
4-Methyl-2-pentanone (MIBK)	ND	ug/L	10.0	0.42	1		05/10/16 01:51	108-10-1	
Styrene	ND	ug/L	1.0	0.12	1		05/10/16 01:51	100-42-5	
1,1,2,2-Tetrachloroethane	ND	ug/L	1.0	0.15	1		05/10/16 01:51	79-34-5	
Tetrachloroethene	ND	ug/L	1.0	0.10	1		05/10/16 01:51	127-18-4	
Toluene	ND	ug/L	1.0	0.17	1		05/10/16 01:51	108-88-3	
1,1,1-Trichloroethane	ND	ug/L	1.0	0.11	1		05/10/16 01:51	71-55-6	
1,1,2-Trichloroethane	ND	ug/L	1.0	0.20	1		05/10/16 01:51	79-00-5	
Trichloroethene	ND	ug/L	1.0	0.17	1		05/10/16 01:51	79-01-6	
Vinyl chloride	ND	ug/L	1.0	0.13	1		05/10/16 01:51	75-01-4	
Xylene (Total)	ND	ug/L	3.0	0.42	1		05/10/16 01:51	1330-20-7	
Surrogates									
4-Bromofluorobenzene (S)	101	%	77-130		1		05/10/16 01:51	460-00-4	
1,2-Dichloroethane-d4 (S)	92	%	81-127		1		05/10/16 01:51	17060-07-0	
Toluene-d8 (S)	95	%	80-120		1		05/10/16 01:51	2037-26-5	
Preservation pH	**1.0**		0.10	0.10	1		05/10/16 01:51		

REPORT OF LABORATORY ANALYSIS

This report shall not be reproduced, except in full,
without the written consent of Pace Analytical Services, Inc..

Pace Analytical Services, Inc.
9608 Loiret Blvd.
Lenexa, KS 66219
(913)599-5665

ANALYTICAL RESULTS

Project: FORT SMITH, AR
Pace Project No.: 60218288

Sample: MW-46R-201605 **Lab ID: 60218288010** Collected: 05/03/16 15:44 Received: 05/04/16 05:05 Matrix: Water

Parameters	Results	Units	Report Limit	MDL	DF	Prepared	Analyzed	CAS No.	Qual
Alcohol by Direct Inject GCFID	Analytical Method: EPA 8015 - Alcohol								
2-Chloroethanol	ND	ug/L	10000	1510	1		05/10/16 18:57	107-07-3	
6010 MET ICP	Analytical Method: EPA 6010 Preparation Method: EPA 3010								
Iron	**118**	ug/L	50.0	8.8	1	05/04/16 14:25	05/05/16 10:32	7439-89-6	
Manganese	**113**	ug/L	5.0	0.25	1	05/04/16 14:25	05/05/16 10:32	7439-96-5	
8260 MSV	Analytical Method: EPA 5030B/8260								
Acetone	ND	ug/L	10.0	1.9	1		05/10/16 04:44	67-64-1	
Benzene	ND	ug/L	1.0	0.060	1		05/10/16 04:44	71-43-2	
Bromodichloromethane	ND	ug/L	1.0	0.19	1		05/10/16 04:44	75-27-4	
Bromoform	**0.64J**	ug/L	1.0	0.070	1		05/10/16 04:44	75-25-2	
Bromomethane	ND	ug/L	5.0	0.16	1		05/10/16 04:44	74-83-9	
2-Butanone (MEK)	ND	ug/L	10.0	0.59	1		05/10/16 04:44	78-93-3	
Carbon disulfide	ND	ug/L	5.0	0.12	1		05/10/16 04:44	75-15-0	
Carbon tetrachloride	ND	ug/L	1.0	0.18	1		05/10/16 04:44	56-23-5	
Chlorobenzene	ND	ug/L	1.0	0.21	1		05/10/16 04:44	108-90-7	
Chloroethane	ND	ug/L	1.0	0.15	1		05/10/16 04:44	75-00-3	
Chloroform	ND	ug/L	1.0	0.14	1		05/10/16 04:44	67-66-3	
Chloromethane	ND	ug/L	1.0	0.080	1		05/10/16 04:44	74-87-3	
Dibromochloromethane	ND	ug/L	1.0	0.21	1		05/10/16 04:44	124-48-1	
1,1-Dichloroethane	ND	ug/L	1.0	0.050	1		05/10/16 04:44	75-34-3	
1,2-Dichloroethane	ND	ug/L	1.0	0.12	1		05/10/16 04:44	107-06-2	
1,1-Dichloroethene	**1.3**	ug/L	1.0	0.20	1		05/10/16 04:44	75-35-4	
cis-1,2-Dichloroethene	**12.6**	ug/L	1.0	0.080	1		05/10/16 04:44	156-59-2	
trans-1,2-Dichloroethene	**0.44J**	ug/L	1.0	0.20	1		05/10/16 04:44	156-60-5	
1,2-Dichloropropane	ND	ug/L	1.0	0.16	1		05/10/16 04:44	78-87-5	
cis-1,3-Dichloropropene	ND	ug/L	1.0	0.14	1		05/10/16 04:44	10061-01-5	
trans-1,3-Dichloropropene	ND	ug/L	1.0	0.12	1		05/10/16 04:44	10061-02-6	
Ethylbenzene	ND	ug/L	1.0	0.18	1		05/10/16 04:44	100-41-4	
2-Hexanone	ND	ug/L	10.0	1.2	1		05/10/16 04:44	591-78-6	
Methylene chloride	ND	ug/L	1.0	0.15	1		05/10/16 04:44	75-09-2	
4-Methyl-2-pentanone (MIBK)	ND	ug/L	10.0	0.42	1		05/10/16 04:44	108-10-1	
Styrene	ND	ug/L	1.0	0.12	1		05/10/16 04:44	100-42-5	
1,1,2,2-Tetrachloroethane	ND	ug/L	1.0	0.15	1		05/10/16 04:44	79-34-5	
Tetrachloroethene	**0.15J**	ug/L	1.0	0.10	1		05/10/16 04:44	127-18-4	
Toluene	ND	ug/L	1.0	0.17	1		05/10/16 04:44	108-88-3	
1,1,1-Trichloroethane	ND	ug/L	1.0	0.11	1		05/10/16 04:44	71-55-6	
1,1,2-Trichloroethane	ND	ug/L	1.0	0.20	1		05/10/16 04:44	79-00-5	
Trichloroethene	**445**	ug/L	5.0	0.85	5		05/10/16 04:58	79-01-6	
Vinyl chloride	**0.40J**	ug/L	1.0	0.13	1		05/10/16 04:44	75-01-4	
Xylene (Total)	ND	ug/L	3.0	0.42	1		05/10/16 04:44	1330-20-7	
Surrogates									
4-Bromofluorobenzene (S)	100	%	77-130		1		05/10/16 04:44	460-00-4	
1,2-Dichloroethane-d4 (S)	104	%	81-127		1		05/10/16 04:44	17060-07-0	
Toluene-d8 (S)	96	%	80-120		1		05/10/16 04:44	2037-26-5	
Preservation pH	**6.0**		0.10	0.10	1		05/10/16 04:44		

REPORT OF LABORATORY ANALYSIS

This report shall not be reproduced, except in full,
without the written consent of Pace Analytical Services, Inc..

Pace Analytical Services, Inc.
9608 Loiret Blvd.
Lenexa, KS 66219
(913)599-5665

ANALYTICAL RESULTS

Project: FORT SMITH, AR
Pace Project No.: 60218288

Sample: MW-46R-201605 **Lab ID: 60218288010** Collected: 05/03/16 15:44 Received: 05/04/16 05:05 Matrix: Water

Parameters	Results	Units	Report Limit	MDL	DF	Prepared	Analyzed	CAS No.	Qual
2320B Alkalinity	Analytical Method: SM 2320B								
Alkalinity,Bicarbonate (CaCO3)	ND	mg/L	20.0	2.0	1		05/10/16 14:33		
Alkalinity, Carbonate (CaCO3)	ND	mg/L	20.0	2.0	1		05/10/16 14:33		
Alkalinity, Total as CaCO3	ND	mg/L	20.0	2.0	1		05/10/16 14:33		
Iron, Ferric (Calculation)	Analytical Method: SM 3500-Fe B#4								
Iron, Ferric	ND	mg/L	0.20		1		05/16/16 00:00	7439-89-6	
4500H+ pH, Electrometric	Analytical Method: SM 4500-H+B								
pH at 25 Degrees C	**4.9**	Std. Units	0.10	0.10	1		05/03/19 00:00		H6
4500S2D Sulfide, Total	Analytical Method: SM 4500-S-2 D								
Sulfide, Total	ND	mg/L	0.050	0.012	1		05/05/16 14:22	18496-25-8	
300.0 IC Anions 28 Days	Analytical Method: EPA 300.0								
Chloride	**221**	mg/L	20.0	10.0	20		05/07/16 18:29	16887-00-6	
Sulfate	**0.40J**	mg/L	1.0	0.25	1		05/07/16 18:15	14808-79-8	
350.1 Ammonia	Analytical Method: EPA 350.1								
Nitrogen, Ammonia	ND	mg/L	0.10	0.046	1		05/09/16 18:08	7664-41-7	
353.2 Nitrogen, NO2/NO3 unpres	Analytical Method: EPA 353.2								
Nitrogen, Nitrate	ND	mg/L	0.10	0.012	1		05/04/16 16:33		
Nitrogen, Nitrite	ND	mg/L	0.10	0.010	1		05/04/16 16:33		
Nitrogen, NO2 plus NO3	ND	mg/L	0.10	0.012	1		05/04/16 16:33		
Total Carbon Dioxide Calc	Analytical Method: SM 4500-CO2 D								
Carbon Dioxide Calculation	ND	mg/L	20.0	20.0	1		05/17/16 11:50		
5310C TOC	Analytical Method: SM 5310C								
Total Organic Carbon	**0.29J**	mg/L	1.0	0.054	1		05/10/16 12:46	7440-44-0	B
SM4500P-E, Total Phosphorus	Analytical Method: SM 4500-P E Preparation Method: SM4500-P B								
Phosphate as P04	**0.055**	mg/L	0.030	0.010	1	05/12/16 06:21	05/12/16 11:10		

REPORT OF LABORATORY ANALYSIS

This report shall not be reproduced, except in full,
without the written consent of Pace Analytical Services, Inc..

Pace Analytical Services, Inc.
9608 Loiret Blvd.
Lenexa, KS 66219
(913)599-5665

ANALYTICAL RESULTS

Project: FORT SMITH, AR
Pace Project No.: 60218288

Sample: DUP-10-201605 **Lab ID: 60218288011** Collected: 05/03/16 15:44 Received: 05/04/16 05:05 Matrix: Water

Parameters	Results	Units	Report Limit	MDL	DF	Prepared	Analyzed	CAS No.	Qual
8260 MSV	Analytical Method: EPA 5030B/8260								
Acetone	ND	ug/L	10.0	1.9	1		05/11/16 11:49	67-64-1	
Benzene	ND	ug/L	1.0	0.060	1		05/11/16 11:49	71-43-2	
Bromodichloromethane	ND	ug/L	1.0	0.19	1		05/11/16 11:49	75-27-4	
Bromoform	ND	ug/L	1.0	0.070	1		05/11/16 11:49	75-25-2	
Bromomethane	ND	ug/L	5.0	0.16	1		05/11/16 11:49	74-83-9	
2-Butanone (MEK)	ND	ug/L	10.0	0.59	1		05/11/16 11:49	78-93-3	
Carbon disulfide	ND	ug/L	5.0	0.12	1		05/11/16 11:49	75-15-0	
Carbon tetrachloride	ND	ug/L	1.0	0.18	1		05/11/16 11:49	56-23-5	
Chlorobenzene	ND	ug/L	1.0	0.21	1		05/11/16 11:49	108-90-7	
Chloroethane	ND	ug/L	1.0	0.15	1		05/11/16 11:49	75-00-3	
Chloroform	ND	ug/L	1.0	0.14	1		05/11/16 11:49	67-66-3	
Chloromethane	ND	ug/L	1.0	0.080	1		05/11/16 11:49	74-87-3	
Dibromochloromethane	ND	ug/L	1.0	0.21	1		05/11/16 11:49	124-48-1	
1,1-Dichloroethane	ND	ug/L	1.0	0.050	1		05/11/16 11:49	75-34-3	
1,2-Dichloroethane	ND	ug/L	1.0	0.12	1		05/11/16 11:49	107-06-2	
1,1-Dichloroethene	**1.2**	ug/L	1.0	0.20	1		05/11/16 11:49	75-35-4	
cis-1,2-Dichloroethene	**11.1**	ug/L	1.0	0.080	1		05/11/16 11:49	156-59-2	
trans-1,2-Dichloroethene	**0.44J**	ug/L	1.0	0.20	1		05/11/16 11:49	156-60-5	
1,2-Dichloropropane	ND	ug/L	1.0	0.16	1		05/11/16 11:49	78-87-5	
cis-1,3-Dichloropropene	ND	ug/L	1.0	0.14	1		05/11/16 11:49	10061-01-5	
trans-1,3-Dichloropropene	ND	ug/L	1.0	0.12	1		05/11/16 11:49	10061-02-6	
Ethylbenzene	ND	ug/L	1.0	0.18	1		05/11/16 11:49	100-41-4	
2-Hexanone	ND	ug/L	10.0	1.2	1		05/11/16 11:49	591-78-6	
Methylene chloride	ND	ug/L	1.0	0.15	1		05/11/16 11:49	75-09-2	
4-Methyl-2-pentanone (MIBK)	ND	ug/L	10.0	0.42	1		05/11/16 11:49	108-10-1	
Styrene	ND	ug/L	1.0	0.12	1		05/11/16 11:49	100-42-5	
1,1,2,2-Tetrachloroethane	ND	ug/L	1.0	0.15	1		05/11/16 11:49	79-34-5	
Tetrachloroethene	ND	ug/L	1.0	0.10	1		05/11/16 11:49	127-18-4	
Toluene	ND	ug/L	1.0	0.17	1		05/11/16 11:49	108-88-3	
1,1,1-Trichloroethane	ND	ug/L	1.0	0.11	1		05/11/16 11:49	71-55-6	
1,1,2-Trichloroethane	ND	ug/L	1.0	0.20	1		05/11/16 11:49	79-00-5	
Trichloroethene	**461**	ug/L	10.0	1.7	10		05/12/16 18:05	79-01-6	
Vinyl chloride	**0.52J**	ug/L	1.0	0.13	1		05/11/16 11:49	75-01-4	
Xylene (Total)	ND	ug/L	3.0	0.42	1		05/11/16 11:49	1330-20-7	
Surrogates									
4-Bromofluorobenzene (S)	103	%	77-130		1		05/11/16 11:49	460-00-4	
1,2-Dichloroethane-d4 (S)	106	%	81-127		1		05/11/16 11:49	17060-07-0	
Toluene-d8 (S)	102	%	80-120		1		05/11/16 11:49	2037-26-5	
Preservation pH	**1.0**		0.10	0.10	1		05/11/16 11:49		

REPORT OF LABORATORY ANALYSIS

This report shall not be reproduced, except in full,
without the written consent of Pace Analytical Services, Inc..

Pace Analytical Services, Inc.
9608 Loiret Blvd.
Lenexa, KS 66219
(913)599-5665

ANALYTICAL RESULTS

Project: FORT SMITH, AR
Pace Project No.: 60218288

Sample: TB-05-201605 **Lab ID: 60218288012** Collected: 05/03/16 08:55 Received: 05/04/16 05:05 Matrix: Water

Parameters	Results	Units	Report Limit	MDL	DF	Prepared	Analyzed	CAS No.	Qual
8260 MSV	Analytical Method: EPA 5030B/8260								
Acetone	ND	ug/L	10.0	1.9	1		05/10/16 02:06	67-64-1	
Benzene	ND	ug/L	1.0	0.060	1		05/10/16 02:06	71-43-2	
Bromodichloromethane	ND	ug/L	1.0	0.19	1		05/10/16 02:06	75-27-4	
Bromoform	ND	ug/L	1.0	0.070	1		05/10/16 02:06	75-25-2	
Bromomethane	ND	ug/L	5.0	0.16	1		05/10/16 02:06	74-83-9	
2-Butanone (MEK)	ND	ug/L	10.0	0.59	1		05/10/16 02:06	78-93-3	
Carbon disulfide	ND	ug/L	5.0	0.12	1		05/10/16 02:06	75-15-0	
Carbon tetrachloride	ND	ug/L	1.0	0.18	1		05/10/16 02:06	56-23-5	
Chlorobenzene	ND	ug/L	1.0	0.21	1		05/10/16 02:06	108-90-7	
Chloroethane	ND	ug/L	1.0	0.15	1		05/10/16 02:06	75-00-3	
Chloroform	ND	ug/L	1.0	0.14	1		05/10/16 02:06	67-66-3	
Chloromethane	ND	ug/L	1.0	0.080	1		05/10/16 02:06	74-87-3	
Dibromochloromethane	ND	ug/L	1.0	0.21	1		05/10/16 02:06	124-48-1	
1,1-Dichloroethane	ND	ug/L	1.0	0.050	1		05/10/16 02:06	75-34-3	
1,2-Dichloroethane	ND	ug/L	1.0	0.12	1		05/10/16 02:06	107-06-2	
1,1-Dichloroethene	ND	ug/L	1.0	0.20	1		05/10/16 02:06	75-35-4	
cis-1,2-Dichloroethene	ND	ug/L	1.0	0.080	1		05/10/16 02:06	156-59-2	
trans-1,2-Dichloroethene	ND	ug/L	1.0	0.20	1		05/10/16 02:06	156-60-5	
1,2-Dichloropropane	ND	ug/L	1.0	0.16	1		05/10/16 02:06	78-87-5	
cis-1,3-Dichloropropene	ND	ug/L	1.0	0.14	1		05/10/16 02:06	10061-01-5	
trans-1,3-Dichloropropene	ND	ug/L	1.0	0.12	1		05/10/16 02:06	10061-02-6	
Ethylbenzene	ND	ug/L	1.0	0.18	1		05/10/16 02:06	100-41-4	
2-Hexanone	ND	ug/L	10.0	1.2	1		05/10/16 02:06	591-78-6	
Methylene chloride	ND	ug/L	1.0	0.15	1		05/10/16 02:06	75-09-2	
4-Methyl-2-pentanone (MIBK)	ND	ug/L	10.0	0.42	1		05/10/16 02:06	108-10-1	
Styrene	ND	ug/L	1.0	0.12	1		05/10/16 02:06	100-42-5	
1,1,2,2-Tetrachloroethane	ND	ug/L	1.0	0.15	1		05/10/16 02:06	79-34-5	
Tetrachloroethene	ND	ug/L	1.0	0.10	1		05/10/16 02:06	127-18-4	
Toluene	ND	ug/L	1.0	0.17	1		05/10/16 02:06	108-88-3	
1,1,1-Trichloroethane	ND	ug/L	1.0	0.11	1		05/10/16 02:06	71-55-6	
1,1,2-Trichloroethane	ND	ug/L	1.0	0.20	1		05/10/16 02:06	79-00-5	
Trichloroethene	ND	ug/L	1.0	0.17	1		05/10/16 02:06	79-01-6	
Vinyl chloride	ND	ug/L	1.0	0.13	1		05/10/16 02:06	75-01-4	
Xylene (Total)	ND	ug/L	3.0	0.42	1		05/10/16 02:06	1330-20-7	
Surrogates									
4-Bromofluorobenzene (S)	98	%	77-130		1		05/10/16 02:06	460-00-4	
1,2-Dichloroethane-d4 (S)	95	%	81-127		1		05/10/16 02:06	17060-07-0	
Toluene-d8 (S)	97	%	80-120		1		05/10/16 02:06	2037-26-5	
Preservation pH	**1.0**		0.10	0.10	1		05/10/16 02:06		

REPORT OF LABORATORY ANALYSIS

This report shall not be reproduced, except in full,
without the written consent of Pace Analytical Services, Inc..

Pace Analytical Services, Inc.
9608 Loiret Blvd.
Lenexa, KS 66219
(913)599-5665

ANALYTICAL RESULTS

Project: FORT SMITH, AR
Pace Project No.: 60218288

Sample: EB-04-201605 **Lab ID: 60218288013** Collected: 05/03/16 17:15 Received: 05/04/16 05:05 Matrix: Water

Parameters	Results	Units	Report Limit	MDL	DF	Prepared	Analyzed	CAS No.	Qual
8260 MSV	Analytical Method: EPA 5030B/8260								
Acetone	ND	ug/L	10.0	1.9	1		05/10/16 02:34	67-64-1	
Benzene	ND	ug/L	1.0	0.060	1		05/10/16 02:34	71-43-2	
Bromodichloromethane	ND	ug/L	1.0	0.19	1		05/10/16 02:34	75-27-4	
Bromoform	ND	ug/L	1.0	0.070	1		05/10/16 02:34	75-25-2	
Bromomethane	ND	ug/L	5.0	0.16	1		05/10/16 02:34	74-83-9	
2-Butanone (MEK)	ND	ug/L	10.0	0.59	1		05/10/16 02:34	78-93-3	
Carbon disulfide	ND	ug/L	5.0	0.12	1		05/10/16 02:34	75-15-0	
Carbon tetrachloride	ND	ug/L	1.0	0.18	1		05/10/16 02:34	56-23-5	
Chlorobenzene	ND	ug/L	1.0	0.21	1		05/10/16 02:34	108-90-7	
Chloroethane	ND	ug/L	1.0	0.15	1		05/10/16 02:34	75-00-3	
Chloroform	ND	ug/L	1.0	0.14	1		05/10/16 02:34	67-66-3	
Chloromethane	ND	ug/L	1.0	0.080	1		05/10/16 02:34	74-87-3	
Dibromochloromethane	ND	ug/L	1.0	0.21	1		05/10/16 02:34	124-48-1	
1,1-Dichloroethane	ND	ug/L	1.0	0.050	1		05/10/16 02:34	75-34-3	
1,2-Dichloroethane	ND	ug/L	1.0	0.12	1		05/10/16 02:34	107-06-2	
1,1-Dichloroethene	ND	ug/L	1.0	0.20	1		05/10/16 02:34	75-35-4	
cis-1,2-Dichloroethene	ND	ug/L	1.0	0.080	1		05/10/16 02:34	156-59-2	
trans-1,2-Dichloroethene	ND	ug/L	1.0	0.20	1		05/10/16 02:34	156-60-5	
1,2-Dichloropropane	ND	ug/L	1.0	0.16	1		05/10/16 02:34	78-87-5	
cis-1,3-Dichloropropene	ND	ug/L	1.0	0.14	1		05/10/16 02:34	10061-01-5	
trans-1,3-Dichloropropene	ND	ug/L	1.0	0.12	1		05/10/16 02:34	10061-02-6	
Ethylbenzene	ND	ug/L	1.0	0.18	1		05/10/16 02:34	100-41-4	
2-Hexanone	ND	ug/L	10.0	1.2	1		05/10/16 02:34	591-78-6	
Methylene chloride	ND	ug/L	1.0	0.15	1		05/10/16 02:34	75-09-2	
4-Methyl-2-pentanone (MIBK)	ND	ug/L	10.0	0.42	1		05/10/16 02:34	108-10-1	
Styrene	ND	ug/L	1.0	0.12	1		05/10/16 02:34	100-42-5	
1,1,2,2-Tetrachloroethane	ND	ug/L	1.0	0.15	1		05/10/16 02:34	79-34-5	
Tetrachloroethene	ND	ug/L	1.0	0.10	1		05/10/16 02:34	127-18-4	
Toluene	ND	ug/L	1.0	0.17	1		05/10/16 02:34	108-88-3	
1,1,1-Trichloroethane	ND	ug/L	1.0	0.11	1		05/10/16 02:34	71-55-6	
1,1,2-Trichloroethane	ND	ug/L	1.0	0.20	1		05/10/16 02:34	79-00-5	
Trichloroethene	ND	ug/L	1.0	0.17	1		05/10/16 02:34	79-01-6	
Vinyl chloride	ND	ug/L	1.0	0.13	1		05/10/16 02:34	75-01-4	
Xylene (Total)	ND	ug/L	3.0	0.42	1		05/10/16 02:34	1330-20-7	
Surrogates									
4-Bromofluorobenzene (S)	100	%	77-130		1		05/10/16 02:34	460-00-4	
1,2-Dichloroethane-d4 (S)	95	%	81-127		1		05/10/16 02:34	17060-07-0	
Toluene-d8 (S)	97	%	80-120		1		05/10/16 02:34	2037-26-5	
Preservation pH	**1.0**		0.10	0.10	1		05/10/16 02:34		

REPORT OF LABORATORY ANALYSIS

This report shall not be reproduced, except in full,
without the written consent of Pace Analytical Services, Inc..

Pace Analytical Services, Inc.
9608 Loiret Blvd.
Lenexa, KS 66219
(913)599-5665

ANALYTICAL RESULTS

Project: FORT SMITH, AR
Pace Project No.: 60218288

Sample: EB-03-201605 **Lab ID: 60218288014** Collected: 05/03/16 17:00 Received: 05/04/16 05:05 Matrix: Water

Parameters	Results	Units	Report Limit	MDL	DF	Prepared	Analyzed	CAS No.	Qual
8260 MSV	Analytical Method: EPA 5030B/8260								
Acetone	ND	ug/L	10.0	1.9	1		05/10/16 02:49	67-64-1	
Benzene	ND	ug/L	1.0	0.060	1		05/10/16 02:49	71-43-2	
Bromodichloromethane	ND	ug/L	1.0	0.19	1		05/10/16 02:49	75-27-4	
Bromoform	ND	ug/L	1.0	0.070	1		05/10/16 02:49	75-25-2	
Bromomethane	ND	ug/L	5.0	0.16	1		05/10/16 02:49	74-83-9	
2-Butanone (MEK)	ND	ug/L	10.0	0.59	1		05/10/16 02:49	78-93-3	
Carbon disulfide	ND	ug/L	5.0	0.12	1		05/10/16 02:49	75-15-0	
Carbon tetrachloride	ND	ug/L	1.0	0.18	1		05/10/16 02:49	56-23-5	
Chlorobenzene	ND	ug/L	1.0	0.21	1		05/10/16 02:49	108-90-7	
Chloroethane	ND	ug/L	1.0	0.15	1		05/10/16 02:49	75-00-3	
Chloroform	ND	ug/L	1.0	0.14	1		05/10/16 02:49	67-66-3	
Chloromethane	ND	ug/L	1.0	0.080	1		05/10/16 02:49	74-87-3	
Dibromochloromethane	ND	ug/L	1.0	0.21	1		05/10/16 02:49	124-48-1	
1,1-Dichloroethane	ND	ug/L	1.0	0.050	1		05/10/16 02:49	75-34-3	
1,2-Dichloroethane	ND	ug/L	1.0	0.12	1		05/10/16 02:49	107-06-2	
1,1-Dichloroethene	ND	ug/L	1.0	0.20	1		05/10/16 02:49	75-35-4	
cis-1,2-Dichloroethene	ND	ug/L	1.0	0.080	1		05/10/16 02:49	156-59-2	
trans-1,2-Dichloroethene	ND	ug/L	1.0	0.20	1		05/10/16 02:49	156-60-5	
1,2-Dichloropropane	ND	ug/L	1.0	0.16	1		05/10/16 02:49	78-87-5	
cis-1,3-Dichloropropene	ND	ug/L	1.0	0.14	1		05/10/16 02:49	10061-01-5	
trans-1,3-Dichloropropene	ND	ug/L	1.0	0.12	1		05/10/16 02:49	10061-02-6	
Ethylbenzene	ND	ug/L	1.0	0.18	1		05/10/16 02:49	100-41-4	
2-Hexanone	ND	ug/L	10.0	1.2	1		05/10/16 02:49	591-78-6	
Methylene chloride	ND	ug/L	1.0	0.15	1		05/10/16 02:49	75-09-2	
4-Methyl-2-pentanone (MIBK)	ND	ug/L	10.0	0.42	1		05/10/16 02:49	108-10-1	
Styrene	ND	ug/L	1.0	0.12	1		05/10/16 02:49	100-42-5	
1,1,2,2-Tetrachloroethane	ND	ug/L	1.0	0.15	1		05/10/16 02:49	79-34-5	
Tetrachloroethene	ND	ug/L	1.0	0.10	1		05/10/16 02:49	127-18-4	
Toluene	ND	ug/L	1.0	0.17	1		05/10/16 02:49	108-88-3	
1,1,1-Trichloroethane	ND	ug/L	1.0	0.11	1		05/10/16 02:49	71-55-6	
1,1,2-Trichloroethane	ND	ug/L	1.0	0.20	1		05/10/16 02:49	79-00-5	
Trichloroethene	ND	ug/L	1.0	0.17	1		05/10/16 02:49	79-01-6	
Vinyl chloride	ND	ug/L	1.0	0.13	1		05/10/16 02:49	75-01-4	
Xylene (Total)	ND	ug/L	3.0	0.42	1		05/10/16 02:49	1330-20-7	
Surrogates									
4-Bromofluorobenzene (S)	100	%	77-130		1		05/10/16 02:49	460-00-4	
1,2-Dichloroethane-d4 (S)	96	%	81-127		1		05/10/16 02:49	17060-07-0	
Toluene-d8 (S)	100	%	80-120		1		05/10/16 02:49	2037-26-5	
Preservation pH	**1.0**		0.10	0.10	1		05/10/16 02:49		

REPORT OF LABORATORY ANALYSIS

This report shall not be reproduced, except in full,
without the written consent of Pace Analytical Services, Inc..

Pace Analytical Services, Inc.
9608 Loiret Blvd.
Lenexa, KS 66219
(913)599-5665

ANALYTICAL RESULTS

Project: FORT SMITH, AR
Pace Project No.: 60218288

Sample: MW-56R-201605 **Lab ID: 60218288015** Collected: 05/03/16 16:20 Received: 05/04/16 05:05 Matrix: Water

Parameters	Results	Units	Report Limit	MDL	DF	Prepared	Analyzed	CAS No.	Qual
Alcohol by Direct Inject GCFID	Analytical Method: EPA 8015 - Alcohol								
2-Chloroethanol	ND	ug/L	10000	1510	1		05/10/16 19:08	107-07-3	
6010 MET ICP	Analytical Method: EPA 6010 Preparation Method: EPA 3010								
Iron	**1270**	ug/L	50.0	8.8	1	05/04/16 14:25	05/05/16 10:34	7439-89-6	
Manganese	**4010**	ug/L	5.0	0.25	1	05/04/16 14:25	05/05/16 10:34	7439-96-5	
8260 MSV	Analytical Method: EPA 5030B/8260								
Acetone	ND	ug/L	10.0	1.9	1		05/10/16 05:13	67-64-1	
Benzene	**0.17J**	ug/L	1.0	0.060	1		05/10/16 05:13	71-43-2	
Bromodichloromethane	ND	ug/L	1.0	0.19	1		05/10/16 05:13	75-27-4	
Bromoform	ND	ug/L	1.0	0.070	1		05/10/16 05:13	75-25-2	
Bromomethane	ND	ug/L	5.0	0.16	1		05/10/16 05:13	74-83-9	
2-Butanone (MEK)	ND	ug/L	10.0	0.59	1		05/10/16 05:13	78-93-3	
Carbon disulfide	ND	ug/L	5.0	0.12	1		05/10/16 05:13	75-15-0	
Carbon tetrachloride	ND	ug/L	1.0	0.18	1		05/10/16 05:13	56-23-5	
Chlorobenzene	ND	ug/L	1.0	0.21	1		05/10/16 05:13	108-90-7	
Chloroethane	ND	ug/L	1.0	0.15	1		05/10/16 05:13	75-00-3	
Chloroform	**0.22J**	ug/L	1.0	0.14	1		05/10/16 05:13	67-66-3	
Chloromethane	ND	ug/L	1.0	0.080	1		05/10/16 05:13	74-87-3	
Dibromochloromethane	ND	ug/L	1.0	0.21	1		05/10/16 05:13	124-48-1	
1,1-Dichloroethane	ND	ug/L	1.0	0.050	1		05/10/16 05:13	75-34-3	
1,2-Dichloroethane	ND	ug/L	1.0	0.12	1		05/10/16 05:13	107-06-2	
1,1-Dichloroethene	**2.3**	ug/L	1.0	0.20	1		05/10/16 05:13	75-35-4	
cis-1,2-Dichloroethene	**19.7**	ug/L	1.0	0.080	1		05/10/16 05:13	156-59-2	
trans-1,2-Dichloroethene	**0.29J**	ug/L	1.0	0.20	1		05/10/16 05:13	156-60-5	
1,2-Dichloropropane	ND	ug/L	1.0	0.16	1		05/10/16 05:13	78-87-5	
cis-1,3-Dichloropropene	ND	ug/L	1.0	0.14	1		05/10/16 05:13	10061-01-5	
trans-1,3-Dichloropropene	ND	ug/L	1.0	0.12	1		05/10/16 05:13	10061-02-6	
Ethylbenzene	ND	ug/L	1.0	0.18	1		05/10/16 05:13	100-41-4	
2-Hexanone	ND	ug/L	10.0	1.2	1		05/10/16 05:13	591-78-6	
Methylene chloride	ND	ug/L	1.0	0.15	1		05/10/16 05:13	75-09-2	
4-Methyl-2-pentanone (MIBK)	ND	ug/L	10.0	0.42	1		05/10/16 05:13	108-10-1	
Styrene	ND	ug/L	1.0	0.12	1		05/10/16 05:13	100-42-5	
1,1,2,2-Tetrachloroethane	ND	ug/L	1.0	0.15	1		05/10/16 05:13	79-34-5	
Tetrachloroethene	ND	ug/L	1.0	0.10	1		05/10/16 05:13	127-18-4	
Toluene	ND	ug/L	1.0	0.17	1		05/10/16 05:13	108-88-3	
1,1,1-Trichloroethane	ND	ug/L	1.0	0.11	1		05/10/16 05:13	71-55-6	
1,1,2-Trichloroethane	ND	ug/L	1.0	0.20	1		05/10/16 05:13	79-00-5	
Trichloroethene	**734**	ug/L	5.0	0.85	5		05/10/16 05:27	79-01-6	
Vinyl chloride	**0.52J**	ug/L	1.0	0.13	1		05/10/16 05:13	75-01-4	
Xylene (Total)	ND	ug/L	3.0	0.42	1		05/10/16 05:13	1330-20-7	
Surrogates									
4-Bromofluorobenzene (S)	98	%	77-130		1		05/10/16 05:13	460-00-4	
1,2-Dichloroethane-d4 (S)	96	%	81-127		1		05/10/16 05:13	17060-07-0	
Toluene-d8 (S)	98	%	80-120		1		05/10/16 05:13	2037-26-5	
Preservation pH	**1.0**		0.10	0.10	1		05/10/16 05:13		

REPORT OF LABORATORY ANALYSIS

This report shall not be reproduced, except in full,
without the written consent of Pace Analytical Services, Inc..

Pace Analytical Services, Inc.
9608 Loiret Blvd.
Lenexa, KS 66219
(913)599-5665

ANALYTICAL RESULTS

Project: FORT SMITH, AR
Pace Project No.: 60218288

Sample: MW-56R-201605 **Lab ID: 60218288015** Collected: 05/03/16 16:20 Received: 05/04/16 05:05 Matrix: Water

Parameters	Results	Units	Report Limit	MDL	DF	Prepared	Analyzed	CAS No.	Qual
2320B Alkalinity	Analytical Method: SM 2320B								
Alkalinity,Bicarbonate (CaCO3)	**83.9**	mg/L	20.0	2.0	1		05/10/16 14:37		
Alkalinity, Carbonate (CaCO3)	ND	mg/L	20.0	2.0	1		05/10/16 14:37		
Alkalinity, Total as CaCO3	**83.9**	mg/L	20.0	2.0	1		05/10/16 14:37		
Iron, Ferric (Calculation)	Analytical Method: SM 3500-Fe B#4								
Iron, Ferric	**0.43**	mg/L	0.20		1		05/16/16 00:00	7439-89-6	
4500H+ pH, Electrometric	Analytical Method: SM 4500-H+B								
pH at 25 Degrees C	**5.8**	Std. Units	0.10	0.10	1		05/03/19 00:00		H6
4500S2D Sulfide, Total	Analytical Method: SM 4500-S-2 D								
Sulfide, Total	ND	mg/L	0.050	0.012	1		05/06/16 17:34	18496-25-8	
300.0 IC Anions 28 Days	Analytical Method: EPA 300.0								
Chloride	**167**	mg/L	20.0	10.0	20		05/07/16 18:57	16887-00-6	
Sulfate	**8.0**	mg/L	1.0	0.25	1		05/07/16 18:43	14808-79-8	
350.1 Ammonia	Analytical Method: EPA 350.1								
Nitrogen, Ammonia	**0.30**	mg/L	0.10	0.046	1		05/09/16 18:10	7664-41-7	
353.2 Nitrogen, NO2/NO3 unpres	Analytical Method: EPA 353.2								
Nitrogen, Nitrate	ND	mg/L	0.10	0.012	1		05/04/16 16:35		
Nitrogen, Nitrite	ND	mg/L	0.10	0.010	1		05/04/16 16:35		
Nitrogen, NO2 plus NO3	ND	mg/L	0.10	0.012	1		05/04/16 16:35		
Total Carbon Dioxide Calc	Analytical Method: SM 4500-CO2 D								
Carbon Dioxide Calculation	**359**	mg/L	20.0	20.0	1		05/17/16 11:50		
5310C TOC	Analytical Method: SM 5310C								
Total Organic Carbon	**0.88J**	mg/L	1.0	0.054	1		05/10/16 12:58	7440-44-0	B
SM4500P-E, Total Phosphorus	Analytical Method: SM 4500-P E Preparation Method: SM4500-P B								
Phosphate as P04	**0.11**	mg/L	0.030	0.010	1	05/12/16 06:21	05/12/16 11:11		

REPORT OF LABORATORY ANALYSIS

This report shall not be reproduced, except in full,
without the written consent of Pace Analytical Services, Inc..

Pace Analytical Services, Inc.
9608 Loiret Blvd.
Lenexa, KS 66219
(913)599-5665

ANALYTICAL RESULTS

Project: FORT SMITH, AR
Pace Project No.: 60218288

Sample: TB-06-201605 **Lab ID: 60218288016** Collected: 05/03/16 08:55 Received: 05/04/16 05:05 Matrix: Water

Parameters	Results	Units	Report Limit	MDL	DF	Prepared	Analyzed	CAS No.	Qual
8260 MSV	Analytical Method: EPA 5030B/8260								
Acetone	ND	ug/L	10.0	1.9	1		05/10/16 02:20	67-64-1	
Benzene	ND	ug/L	1.0	0.060	1		05/10/16 02:20	71-43-2	
Bromodichloromethane	ND	ug/L	1.0	0.19	1		05/10/16 02:20	75-27-4	
Bromoform	ND	ug/L	1.0	0.070	1		05/10/16 02:20	75-25-2	
Bromomethane	ND	ug/L	5.0	0.16	1		05/10/16 02:20	74-83-9	
2-Butanone (MEK)	ND	ug/L	10.0	0.59	1		05/10/16 02:20	78-93-3	
Carbon disulfide	ND	ug/L	5.0	0.12	1		05/10/16 02:20	75-15-0	
Carbon tetrachloride	ND	ug/L	1.0	0.18	1		05/10/16 02:20	56-23-5	
Chlorobenzene	ND	ug/L	1.0	0.21	1		05/10/16 02:20	108-90-7	
Chloroethane	ND	ug/L	1.0	0.15	1		05/10/16 02:20	75-00-3	
Chloroform	ND	ug/L	1.0	0.14	1		05/10/16 02:20	67-66-3	
Chloromethane	ND	ug/L	1.0	0.080	1		05/10/16 02:20	74-87-3	
Dibromochloromethane	ND	ug/L	1.0	0.21	1		05/10/16 02:20	124-48-1	
1,1-Dichloroethane	ND	ug/L	1.0	0.050	1		05/10/16 02:20	75-34-3	
1,2-Dichloroethane	ND	ug/L	1.0	0.12	1		05/10/16 02:20	107-06-2	
1,1-Dichloroethene	ND	ug/L	1.0	0.20	1		05/10/16 02:20	75-35-4	
cis-1,2-Dichloroethene	ND	ug/L	1.0	0.080	1		05/10/16 02:20	156-59-2	
trans-1,2-Dichloroethene	ND	ug/L	1.0	0.20	1		05/10/16 02:20	156-60-5	
1,2-Dichloropropane	ND	ug/L	1.0	0.16	1		05/10/16 02:20	78-87-5	
cis-1,3-Dichloropropene	ND	ug/L	1.0	0.14	1		05/10/16 02:20	10061-01-5	
trans-1,3-Dichloropropene	ND	ug/L	1.0	0.12	1		05/10/16 02:20	10061-02-6	
Ethylbenzene	ND	ug/L	1.0	0.18	1		05/10/16 02:20	100-41-4	
2-Hexanone	ND	ug/L	10.0	1.2	1		05/10/16 02:20	591-78-6	
Methylene chloride	ND	ug/L	1.0	0.15	1		05/10/16 02:20	75-09-2	
4-Methyl-2-pentanone (MIBK)	ND	ug/L	10.0	0.42	1		05/10/16 02:20	108-10-1	
Styrene	ND	ug/L	1.0	0.12	1		05/10/16 02:20	100-42-5	
1,1,2,2-Tetrachloroethane	ND	ug/L	1.0	0.15	1		05/10/16 02:20	79-34-5	
Tetrachloroethene	ND	ug/L	1.0	0.10	1		05/10/16 02:20	127-18-4	
Toluene	ND	ug/L	1.0	0.17	1		05/10/16 02:20	108-88-3	
1,1,1-Trichloroethane	ND	ug/L	1.0	0.11	1		05/10/16 02:20	71-55-6	
1,1,2-Trichloroethane	ND	ug/L	1.0	0.20	1		05/10/16 02:20	79-00-5	
Trichloroethene	ND	ug/L	1.0	0.17	1		05/10/16 02:20	79-01-6	
Vinyl chloride	ND	ug/L	1.0	0.13	1		05/10/16 02:20	75-01-4	
Xylene (Total)	ND	ug/L	3.0	0.42	1		05/10/16 02:20	1330-20-7	
Surrogates									
4-Bromofluorobenzene (S)	97	%	77-130		1		05/10/16 02:20	460-00-4	
1,2-Dichloroethane-d4 (S)	94	%	81-127		1		05/10/16 02:20	17060-07-0	
Toluene-d8 (S)	96	%	80-120		1		05/10/16 02:20	2037-26-5	
Preservation pH	**1.0**		0.10	0.10	1		05/10/16 02:20		

REPORT OF LABORATORY ANALYSIS

This report shall not be reproduced, except in full,
without the written consent of Pace Analytical Services, Inc..

Pace Analytical Services, Inc.
9608 Loiret Blvd.
Lenexa, KS 66219
(913)599-5665

ANALYTICAL RESULTS

Project: FORT SMITH, AR
Pace Project No.: 60218288

Sample: MW-65-201605 **Lab ID: 60218288017** Collected: 05/03/16 16:50 Received: 05/04/16 05:05 Matrix: Water

Parameters	Results	Units	Report Limit	MDL	DF	Prepared	Analyzed	CAS No.	Qual
Alcohol by Direct Inject GCFID	Analytical Method: EPA 8015 - Alcohol								
2-Chloroethanol	ND	ug/L	10000	1510	1		05/10/16 19:20	107-07-3	
6010 MET ICP	Analytical Method: EPA 6010 Preparation Method: EPA 3010								
Iron	**278**	ug/L	50.0	8.8	1	05/04/16 14:25	05/05/16 10:37	7439-89-6	
Manganese	**57.6**	ug/L	5.0	0.25	1	05/04/16 14:25	05/05/16 10:37	7439-96-5	
8260 MSV	Analytical Method: EPA 5030B/8260								
Acetone	**33.0**	ug/L	10.0	1.9	1		05/10/16 03:17	67-64-1	
Benzene	**0.22J**	ug/L	1.0	0.060	1		05/10/16 03:17	71-43-2	
Bromodichloromethane	ND	ug/L	1.0	0.19	1		05/10/16 03:17	75-27-4	
Bromoform	ND	ug/L	1.0	0.070	1		05/10/16 03:17	75-25-2	
Bromomethane	ND	ug/L	5.0	0.16	1		05/10/16 03:17	74-83-9	
2-Butanone (MEK)	ND	ug/L	10.0	0.59	1		05/10/16 03:17	78-93-3	
Carbon disulfide	ND	ug/L	5.0	0.12	1		05/10/16 03:17	75-15-0	
Carbon tetrachloride	ND	ug/L	1.0	0.18	1		05/10/16 03:17	56-23-5	
Chlorobenzene	ND	ug/L	1.0	0.21	1		05/10/16 03:17	108-90-7	
Chloroethane	ND	ug/L	1.0	0.15	1		05/10/16 03:17	75-00-3	
Chloroform	ND	ug/L	1.0	0.14	1		05/10/16 03:17	67-66-3	
Chloromethane	**1.5**	ug/L	1.0	0.080	1		05/10/16 03:17	74-87-3	
Dibromochloromethane	ND	ug/L	1.0	0.21	1		05/10/16 03:17	124-48-1	
1,1-Dichloroethane	ND	ug/L	1.0	0.050	1		05/10/16 03:17	75-34-3	
1,2-Dichloroethane	ND	ug/L	1.0	0.12	1		05/10/16 03:17	107-06-2	
1,1-Dichloroethene	ND	ug/L	1.0	0.20	1		05/10/16 03:17	75-35-4	
cis-1,2-Dichloroethene	**0.35J**	ug/L	1.0	0.080	1		05/10/16 03:17	156-59-2	
trans-1,2-Dichloroethene	ND	ug/L	1.0	0.20	1		05/10/16 03:17	156-60-5	
1,2-Dichloropropane	ND	ug/L	1.0	0.16	1		05/10/16 03:17	78-87-5	
cis-1,3-Dichloropropene	ND	ug/L	1.0	0.14	1		05/10/16 03:17	10061-01-5	
trans-1,3-Dichloropropene	ND	ug/L	1.0	0.12	1		05/10/16 03:17	10061-02-6	
Ethylbenzene	ND	ug/L	1.0	0.18	1		05/10/16 03:17	100-41-4	
2-Hexanone	ND	ug/L	10.0	1.2	1		05/10/16 03:17	591-78-6	
Methylene chloride	ND	ug/L	1.0	0.15	1		05/10/16 03:17	75-09-2	
4-Methyl-2-pentanone (MIBK)	ND	ug/L	10.0	0.42	1		05/10/16 03:17	108-10-1	
Styrene	ND	ug/L	1.0	0.12	1		05/10/16 03:17	100-42-5	
1,1,2,2-Tetrachloroethane	ND	ug/L	1.0	0.15	1		05/10/16 03:17	79-34-5	
Tetrachloroethene	ND	ug/L	1.0	0.10	1		05/10/16 03:17	127-18-4	
Toluene	ND	ug/L	1.0	0.17	1		05/10/16 03:17	108-88-3	
1,1,1-Trichloroethane	ND	ug/L	1.0	0.11	1		05/10/16 03:17	71-55-6	
1,1,2-Trichloroethane	ND	ug/L	1.0	0.20	1		05/10/16 03:17	79-00-5	
Trichloroethene	**21.5**	ug/L	1.0	0.17	1		05/10/16 03:17	79-01-6	
Vinyl chloride	ND	ug/L	1.0	0.13	1		05/10/16 03:17	75-01-4	
Xylene (Total)	ND	ug/L	3.0	0.42	1		05/10/16 03:17	1330-20-7	
Surrogates									
4-Bromofluorobenzene (S)	97	%	77-130		1		05/10/16 03:17	460-00-4	
1,2-Dichloroethane-d4 (S)	100	%	81-127		1		05/10/16 03:17	17060-07-0	
Toluene-d8 (S)	97	%	80-120		1		05/10/16 03:17	2037-26-5	
Preservation pH	**7.0**		0.10	0.10	1		05/10/16 03:17		

REPORT OF LABORATORY ANALYSIS

This report shall not be reproduced, except in full,
without the written consent of Pace Analytical Services, Inc..

Pace Analytical Services, Inc.
9608 Loiret Blvd.
Lenexa, KS 66219
(913)599-5665

ANALYTICAL RESULTS

Project: FORT SMITH, AR
Pace Project No.: 60218288

Sample: MW-65-201605 **Lab ID: 60218288017** Collected: 05/03/16 16:50 Received: 05/04/16 05:05 Matrix: Water

Parameters	Results	Units	Report Limit	MDL	DF	Prepared	Analyzed	CAS No.	Qual
2320B Alkalinity	Analytical Method: SM 2320B								
Alkalinity,Bicarbonate (CaCO3)	ND	mg/L	40.0	4.0	2		05/10/16 15:38		
Alkalinity, Carbonate (CaCO3)	**755**	mg/L	40.0	4.0	2		05/10/16 15:38		
Alkalinity, Total as CaCO3	**1090**	mg/L	40.0	4.0	2		05/10/16 15:38		
Iron, Ferric (Calculation)	Analytical Method: SM 3500-Fe B#4								
Iron, Ferric	**0.28**	mg/L	0.20		1		05/16/16 00:00	7439-89-6	
4500H+ pH, Electrometric	Analytical Method: SM 4500-H+B								
pH at 25 Degrees C	**12.2**	Std. Units	0.10	0.10	1		05/03/19 00:00		H6
4500S2D Sulfide, Total	Analytical Method: SM 4500-S-2 D								
Sulfide, Total	ND	mg/L	0.050	0.012	1		05/06/16 17:34	18496-25-8	
300.0 IC Anions 28 Days	Analytical Method: EPA 300.0								
Chloride	**329**	mg/L	50.0	25.0	50		05/07/16 19:11	16887-00-6	
Sulfate	**2880**	mg/L	500	124	500		05/07/16 19:25	14808-79-8	
350.1 Ammonia	Analytical Method: EPA 350.1								
Nitrogen, Ammonia	**1.8**	mg/L	0.10	0.046	1		05/09/16 18:11	7664-41-7	
353.2 Nitrogen, NO2/NO3 unpres	Analytical Method: EPA 353.2								
Nitrogen, Nitrate	**2.3**	mg/L	0.10	0.012	1		05/04/16 16:37		
Nitrogen, Nitrite	**0.018J**	mg/L	0.10	0.010	1		05/04/16 16:37		
Nitrogen, NO2 plus NO3	**2.4**	mg/L	0.10	0.012	1		05/04/16 16:37		
Total Carbon Dioxide Calc	Analytical Method: SM 4500-CO2 D								
Carbon Dioxide Calculation	**332**	mg/L	20.0	20.0	1		05/17/16 11:50		
5310C TOC	Analytical Method: SM 5310C								
Total Organic Carbon	**8.3**	mg/L	1.0	0.054	1		05/10/16 13:11	7440-44-0	
SM4500P-E, Total Phosphorus	Analytical Method: SM 4500-P E Preparation Method: SM4500-P B								
Phosphate as P04	**2.3**	mg/L	0.030	0.010	1	05/12/16 06:21	05/12/16 11:11		

REPORT OF LABORATORY ANALYSIS

This report shall not be reproduced, except in full,
without the written consent of Pace Analytical Services, Inc..

Pace Analytical Services, Inc.
9608 Loiret Blvd.
Lenexa, KS 66219
(913)599-5665

ANALYTICAL RESULTS

Project: FORT SMITH, AR
Pace Project No.: 60218288

Sample: IW-72-201605 **Lab ID: 60218288018** Collected: 05/03/16 14:20 Received: 05/04/16 05:05 Matrix: Water

Parameters	Results	Units	Report Limit	MDL	DF	Prepared	Analyzed	CAS No.	Qual
Alcohol by Direct Inject GCFID	Analytical Method: EPA 8015 - Alcohol								
2-Chloroethanol	ND	ug/L	10000	1510	1		05/10/16 19:31	107-07-3	
6010 MET ICP	Analytical Method: EPA 6010 Preparation Method: EPA 3010								
Iron	**460**	ug/L	50.0	8.8	1	05/04/16 14:25	05/05/16 10:39	7439-89-6	
Manganese	**1770**	ug/L	5.0	0.25	1	05/04/16 14:25	05/05/16 10:39	7439-96-5	
8260 MSV	Analytical Method: EPA 5030B/8260								
Acetone	ND	ug/L	10.0	1.9	1		05/10/16 03:32	67-64-1	
Benzene	**0.10J**	ug/L	1.0	0.060	1		05/10/16 03:32	71-43-2	
Bromodichloromethane	ND	ug/L	1.0	0.19	1		05/10/16 03:32	75-27-4	
Bromoform	**2.9**	ug/L	1.0	0.070	1		05/10/16 03:32	75-25-2	
Bromomethane	ND	ug/L	5.0	0.16	1		05/10/16 03:32	74-83-9	
2-Butanone (MEK)	ND	ug/L	10.0	0.59	1		05/10/16 03:32	78-93-3	
Carbon disulfide	ND	ug/L	5.0	0.12	1		05/10/16 03:32	75-15-0	
Carbon tetrachloride	ND	ug/L	1.0	0.18	1		05/10/16 03:32	56-23-5	
Chlorobenzene	ND	ug/L	1.0	0.21	1		05/10/16 03:32	108-90-7	
Chloroethane	ND	ug/L	1.0	0.15	1		05/10/16 03:32	75-00-3	
Chloroform	**0.17J**	ug/L	1.0	0.14	1		05/10/16 03:32	67-66-3	
Chloromethane	ND	ug/L	1.0	0.080	1		05/10/16 03:32	74-87-3	
Dibromochloromethane	ND	ug/L	1.0	0.21	1		05/10/16 03:32	124-48-1	
1,1-Dichloroethane	ND	ug/L	1.0	0.050	1		05/10/16 03:32	75-34-3	
1,2-Dichloroethane	ND	ug/L	1.0	0.12	1		05/10/16 03:32	107-06-2	
1,1-Dichloroethene	ND	ug/L	1.0	0.20	1		05/10/16 03:32	75-35-4	
cis-1,2-Dichloroethene	ND	ug/L	1.0	0.080	1		05/10/16 03:32	156-59-2	
trans-1,2-Dichloroethene	ND	ug/L	1.0	0.20	1		05/10/16 03:32	156-60-5	
1,2-Dichloropropane	ND	ug/L	1.0	0.16	1		05/10/16 03:32	78-87-5	
cis-1,3-Dichloropropene	ND	ug/L	1.0	0.14	1		05/10/16 03:32	10061-01-5	
trans-1,3-Dichloropropene	ND	ug/L	1.0	0.12	1		05/10/16 03:32	10061-02-6	
Ethylbenzene	ND	ug/L	1.0	0.18	1		05/10/16 03:32	100-41-4	
2-Hexanone	ND	ug/L	10.0	1.2	1		05/10/16 03:32	591-78-6	
Methylene chloride	ND	ug/L	1.0	0.15	1		05/10/16 03:32	75-09-2	
4-Methyl-2-pentanone (MIBK)	ND	ug/L	10.0	0.42	1		05/10/16 03:32	108-10-1	
Styrene	ND	ug/L	1.0	0.12	1		05/10/16 03:32	100-42-5	
1,1,2,2-Tetrachloroethane	ND	ug/L	1.0	0.15	1		05/10/16 03:32	79-34-5	
Tetrachloroethene	ND	ug/L	1.0	0.10	1		05/10/16 03:32	127-18-4	
Toluene	ND	ug/L	1.0	0.17	1		05/10/16 03:32	108-88-3	
1,1,1-Trichloroethane	ND	ug/L	1.0	0.11	1		05/10/16 03:32	71-55-6	
1,1,2-Trichloroethane	ND	ug/L	1.0	0.20	1		05/10/16 03:32	79-00-5	
Trichloroethene	**1.8**	ug/L	1.0	0.17	1		05/10/16 03:32	79-01-6	
Vinyl chloride	ND	ug/L	1.0	0.13	1		05/10/16 03:32	75-01-4	
Xylene (Total)	ND	ug/L	3.0	0.42	1		05/10/16 03:32	1330-20-7	
Surrogates									
4-Bromofluorobenzene (S)	100	%	77-130		1		05/10/16 03:32	460-00-4	
1,2-Dichloroethane-d4 (S)	96	%	81-127		1		05/10/16 03:32	17060-07-0	
Toluene-d8 (S)	91	%	80-120		1		05/10/16 03:32	2037-26-5	
Preservation pH	**1.0**		0.10	0.10	1		05/10/16 03:32		

REPORT OF LABORATORY ANALYSIS

This report shall not be reproduced, except in full,
without the written consent of Pace Analytical Services, Inc..

Pace Analytical Services, Inc.
9608 Loiret Blvd.
Lenexa, KS 66219
(913)599-5665

ANALYTICAL RESULTS

Project: FORT SMITH, AR
Pace Project No.: 60218288

Sample: IW-72-201605 **Lab ID: 60218288018** Collected: 05/03/16 14:20 Received: 05/04/16 05:05 Matrix: Water

Parameters	Results	Units	Report Limit	MDL	DF	Prepared	Analyzed	CAS No.	Qual
2320B Alkalinity	Analytical Method: SM 2320B								
Alkalinity,Bicarbonate (CaCO3)	**96.8**	mg/L	20.0	2.0	1		05/10/16 14:50		
Alkalinity, Carbonate (CaCO3)	ND	mg/L	20.0	2.0	1		05/10/16 14:50		
Alkalinity, Total as CaCO3	**96.8**	mg/L	20.0	2.0	1		05/10/16 14:50		
Iron, Ferric (Calculation)	Analytical Method: SM 3500-Fe B#4								
Iron, Ferric	**0.45**	mg/L	0.20		1		05/16/16 00:00	7439-89-6	
4500H+ pH, Electrometric	Analytical Method: SM 4500-H+B								
pH at 25 Degrees C	**6.2**	Std. Units	0.10	0.10	1		05/03/19 00:00		H6
4500S2D Sulfide, Total	Analytical Method: SM 4500-S-2 D								
Sulfide, Total	ND	mg/L	0.050	0.012	1		05/06/16 17:35	18496-25-8	
300.0 IC Anions 28 Days	Analytical Method: EPA 300.0								
Chloride	**200**	mg/L	20.0	10.0	20		05/07/16 19:53	16887-00-6	
Sulfate	**7.2**	mg/L	1.0	0.25	1		05/07/16 19:39	14808-79-8	
350.1 Ammonia	Analytical Method: EPA 350.1								
Nitrogen, Ammonia	**0.050J**	mg/L	0.10	0.046	1		05/09/16 18:13	7664-41-7	
353.2 Nitrogen, NO2/NO3 unpres	Analytical Method: EPA 353.2								
Nitrogen, Nitrate	**1.2**	mg/L	0.10	0.012	1		05/04/16 16:44		
Nitrogen, Nitrite	ND	mg/L	0.10	0.010	1		05/04/16 16:44		
Nitrogen, NO2 plus NO3	**1.2**	mg/L	0.10	0.012	1		05/04/16 16:44		
Total Carbon Dioxide Calc	Analytical Method: SM 4500-CO2 D								
Carbon Dioxide Calculation	**216**	mg/L	20.0	20.0	1		05/17/16 11:50		
5310C TOC	Analytical Method: SM 5310C								
Total Organic Carbon	**0.53J**	mg/L	1.0	0.054	1		05/10/16 13:23	7440-44-0	B
SM4500P-E, Total Phosphorus	Analytical Method: SM 4500-P E Preparation Method: SM4500-P B								
Phosphate as P04	**0.30**	mg/L	0.030	0.010	1	05/12/16 06:21	05/12/16 11:11		

REPORT OF LABORATORY ANALYSIS

This report shall not be reproduced, except in full,
without the written consent of Pace Analytical Services, Inc..

Pace Analytical Services, Inc.
9608 Loiret Blvd.
Lenexa, KS 66219
(913)599-5665

ANALYTICAL RESULTS

Project: FORT SMITH, AR
Pace Project No.: 60218288

Sample: MW-35R-201605 **Lab ID: 60218288019** Collected: 05/03/16 15:05 Received: 05/04/16 05:05 Matrix: Water

Parameters	Results	Units	Report Limit	MDL	DF	Prepared	Analyzed	CAS No.	Qual
Alcohol by Direct Inject GCFID	Analytical Method: EPA 8015 - Alcohol								
2-Chloroethanol	ND	ug/L	10000	1510	1		05/10/16 19:42	107-07-3	
6010 MET ICP	Analytical Method: EPA 6010 Preparation Method: EPA 3010								
Iron	**86.0**	ug/L	50.0	8.8	1	05/04/16 14:25	05/05/16 10:41	7439-89-6	
Manganese	**119**	ug/L	5.0	0.25	1	05/04/16 14:25	05/05/16 10:41	7439-96-5	
8260 MSV	Analytical Method: EPA 5030B/8260								
Acetone	**35.5**	ug/L	10.0	1.9	1		05/10/16 03:46	67-64-1	
Benzene	ND	ug/L	1.0	0.060	1		05/10/16 03:46	71-43-2	
Bromodichloromethane	ND	ug/L	1.0	0.19	1		05/10/16 03:46	75-27-4	
Bromoform	**1.3**	ug/L	1.0	0.070	1		05/10/16 03:46	75-25-2	
Bromomethane	**10.6**	ug/L	5.0	0.16	1		05/10/16 03:46	74-83-9	
2-Butanone (MEK)	ND	ug/L	10.0	0.59	1		05/10/16 03:46	78-93-3	
Carbon disulfide	**0.12J**	ug/L	5.0	0.12	1		05/10/16 03:46	75-15-0	
Carbon tetrachloride	ND	ug/L	1.0	0.18	1		05/10/16 03:46	56-23-5	
Chlorobenzene	ND	ug/L	1.0	0.21	1		05/10/16 03:46	108-90-7	
Chloroethane	ND	ug/L	1.0	0.15	1		05/10/16 03:46	75-00-3	
Chloroform	**0.16J**	ug/L	1.0	0.14	1		05/10/16 03:46	67-66-3	
Chloromethane	**28.8**	ug/L	1.0	0.080	1		05/10/16 03:46	74-87-3	
Dibromochloromethane	ND	ug/L	1.0	0.21	1		05/10/16 03:46	124-48-1	
1,1-Dichloroethane	ND	ug/L	1.0	0.050	1		05/10/16 03:46	75-34-3	
1,2-Dichloroethane	ND	ug/L	1.0	0.12	1		05/10/16 03:46	107-06-2	
1,1-Dichloroethene	ND	ug/L	1.0	0.20	1		05/10/16 03:46	75-35-4	
cis-1,2-Dichloroethene	**0.49J**	ug/L	1.0	0.080	1		05/10/16 03:46	156-59-2	
trans-1,2-Dichloroethene	ND	ug/L	1.0	0.20	1		05/10/16 03:46	156-60-5	
1,2-Dichloropropane	ND	ug/L	1.0	0.16	1		05/10/16 03:46	78-87-5	
cis-1,3-Dichloropropene	ND	ug/L	1.0	0.14	1		05/10/16 03:46	10061-01-5	
trans-1,3-Dichloropropene	ND	ug/L	1.0	0.12	1		05/10/16 03:46	10061-02-6	
Ethylbenzene	ND	ug/L	1.0	0.18	1		05/10/16 03:46	100-41-4	
2-Hexanone	ND	ug/L	10.0	1.2	1		05/10/16 03:46	591-78-6	
Methylene chloride	ND	ug/L	1.0	0.15	1		05/10/16 03:46	75-09-2	
4-Methyl-2-pentanone (MIBK)	ND	ug/L	10.0	0.42	1		05/10/16 03:46	108-10-1	
Styrene	ND	ug/L	1.0	0.12	1		05/10/16 03:46	100-42-5	
1,1,2,2-Tetrachloroethane	**0.20J**	ug/L	1.0	0.15	1		05/10/16 03:46	79-34-5	
Tetrachloroethene	ND	ug/L	1.0	0.10	1		05/10/16 03:46	127-18-4	
Toluene	ND	ug/L	1.0	0.17	1		05/10/16 03:46	108-88-3	
1,1,1-Trichloroethane	ND	ug/L	1.0	0.11	1		05/10/16 03:46	71-55-6	
1,1,2-Trichloroethane	ND	ug/L	1.0	0.20	1		05/10/16 03:46	79-00-5	
Trichloroethene	**19.3**	ug/L	1.0	0.17	1		05/10/16 03:46	79-01-6	
Vinyl chloride	ND	ug/L	1.0	0.13	1		05/10/16 03:46	75-01-4	
Xylene (Total)	ND	ug/L	3.0	0.42	1		05/10/16 03:46	1330-20-7	
Surrogates									
4-Bromofluorobenzene (S)	99	%	77-130		1		05/10/16 03:46	460-00-4	
1,2-Dichloroethane-d4 (S)	95	%	81-127		1		05/10/16 03:46	17060-07-0	
Toluene-d8 (S)	99	%	80-120		1		05/10/16 03:46	2037-26-5	
Preservation pH	**3.0**		0.10	0.10	1		05/10/16 03:46		

REPORT OF LABORATORY ANALYSIS

This report shall not be reproduced, except in full,
without the written consent of Pace Analytical Services, Inc..

Pace Analytical Services, Inc.
9608 Loiret Blvd.
Lenexa, KS 66219
(913)599-5665

ANALYTICAL RESULTS

Project: FORT SMITH, AR
Pace Project No.: 60218288

Sample: MW-35R-201605 **Lab ID: 60218288019** Collected: 05/03/16 15:05 Received: 05/04/16 05:05 Matrix: Water

Parameters	Results	Units	Report Limit	MDL	DF	Prepared	Analyzed	CAS No.	Qual
2320B Alkalinity	Analytical Method: SM 2320B								
Alkalinity,Bicarbonate (CaCO3)	**65.2**	mg/L	20.0	2.0	1		05/10/16 14:53		
Alkalinity, Carbonate (CaCO3)	ND	mg/L	20.0	2.0	1		05/10/16 14:53		
Alkalinity, Total as CaCO3	**65.2**	mg/L	20.0	2.0	1		05/10/16 14:53		
Iron, Ferric (Calculation)	Analytical Method: SM 3500-Fe B#4								
Iron, Ferric	ND	mg/L	0.20		1		05/16/16 00:00	7439-89-6	
4500H+ pH, Electrometric	Analytical Method: SM 4500-H+B								
pH at 25 Degrees C	**5.1**	Std. Units	0.10	0.10	1		05/03/19 00:00		H6
4500S2D Sulfide, Total	Analytical Method: SM 4500-S-2 D								
Sulfide, Total	ND	mg/L	0.050	0.012	1		05/06/16 17:35	18496-25-8	
300.0 IC Anions 28 Days	Analytical Method: EPA 300.0								
Chloride	**94.5**	mg/L	20.0	10.0	20		05/08/16 17:15	16887-00-6	
Sulfate	**6380**	mg/L	500	124	500		05/08/16 18:00	14808-79-8	
350.1 Ammonia	Analytical Method: EPA 350.1								
Nitrogen, Ammonia	**0.70**	mg/L	0.10	0.046	1		05/09/16 18:14	7664-41-7	
353.2 Nitrogen, NO2/NO3 unpres	Analytical Method: EPA 353.2								
Nitrogen, Nitrate	**3.3**	mg/L	0.10	0.012	1		05/04/16 16:31		
Nitrogen, Nitrite	ND	mg/L	0.10	0.010	1		05/04/16 16:31		
Nitrogen, NO2 plus NO3	**3.3**	mg/L	0.10	0.012	1		05/04/16 16:31		
Total Carbon Dioxide Calc	Analytical Method: SM 4500-CO2 D								
Carbon Dioxide Calculation	**1020**	mg/L	20.0	20.0	1		05/17/16 11:50		
5310C TOC	Analytical Method: SM 5310C								
Total Organic Carbon	**0.91J**	mg/L	1.0	0.054	1		05/10/16 16:08	7440-44-0	B
SM4500P-E, Total Phosphorus	Analytical Method: SM 4500-P E Preparation Method: SM4500-P B								
Phosphate as P04	**1.5**	mg/L	0.030	0.010	1	05/12/16 06:21	05/12/16 11:11		

REPORT OF LABORATORY ANALYSIS

This report shall not be reproduced, except in full,
without the written consent of Pace Analytical Services, Inc..

Pace Analytical Services, Inc.
9608 Loiret Blvd.
Lenexa, KS 66219
(913)599-5665

ANALYTICAL RESULTS

Project: FORT SMITH, AR
Pace Project No.: 60218288

Sample: MW-41R-201605 **Lab ID: 60218288020** Collected: 05/03/16 16:05 Received: 05/04/16 05:05 Matrix: Water

Parameters	Results	Units	Report Limit	MDL	DF	Prepared	Analyzed	CAS No.	Qual
Alcohol by Direct Inject GCFID	Analytical Method: EPA 8015 - Alcohol								
2-Chloroethanol	ND	ug/L	10000	1510	1		05/10/16 19:53	107-07-3	
6010 MET ICP	Analytical Method: EPA 6010 Preparation Method: EPA 3010								
Iron	**15500**	ug/L	50.0	8.8	1	05/04/16 14:25	05/05/16 10:44	7439-89-6	
Manganese	**6320**	ug/L	5.0	0.25	1	05/04/16 14:25	05/05/16 10:44	7439-96-5	
8260 MSV	Analytical Method: EPA 5030B/8260								
Acetone	ND	ug/L	10.0	1.9	1		05/10/16 04:00	67-64-1	
Benzene	ND	ug/L	1.0	0.060	1		05/10/16 04:00	71-43-2	
Bromodichloromethane	ND	ug/L	1.0	0.19	1		05/10/16 04:00	75-27-4	
Bromoform	ND	ug/L	1.0	0.070	1		05/10/16 04:00	75-25-2	
Bromomethane	ND	ug/L	5.0	0.16	1		05/10/16 04:00	74-83-9	
2-Butanone (MEK)	ND	ug/L	10.0	0.59	1		05/10/16 04:00	78-93-3	
Carbon disulfide	ND	ug/L	5.0	0.12	1		05/10/16 04:00	75-15-0	
Carbon tetrachloride	ND	ug/L	1.0	0.18	1		05/10/16 04:00	56-23-5	
Chlorobenzene	ND	ug/L	1.0	0.21	1		05/10/16 04:00	108-90-7	
Chloroethane	ND	ug/L	1.0	0.15	1		05/10/16 04:00	75-00-3	
Chloroform	ND	ug/L	1.0	0.14	1		05/10/16 04:00	67-66-3	
Chloromethane	ND	ug/L	1.0	0.080	1		05/10/16 04:00	74-87-3	
Dibromochloromethane	ND	ug/L	1.0	0.21	1		05/10/16 04:00	124-48-1	
1,1-Dichloroethane	ND	ug/L	1.0	0.050	1		05/10/16 04:00	75-34-3	
1,2-Dichloroethane	ND	ug/L	1.0	0.12	1		05/10/16 04:00	107-06-2	
1,1-Dichloroethene	**0.35J**	ug/L	1.0	0.20	1		05/10/16 04:00	75-35-4	
cis-1,2-Dichloroethene	**17.3**	ug/L	1.0	0.080	1		05/10/16 04:00	156-59-2	
trans-1,2-Dichloroethene	**0.69J**	ug/L	1.0	0.20	1		05/10/16 04:00	156-60-5	
1,2-Dichloropropane	ND	ug/L	1.0	0.16	1		05/10/16 04:00	78-87-5	
cis-1,3-Dichloropropene	ND	ug/L	1.0	0.14	1		05/10/16 04:00	10061-01-5	
trans-1,3-Dichloropropene	ND	ug/L	1.0	0.12	1		05/10/16 04:00	10061-02-6	
Ethylbenzene	ND	ug/L	1.0	0.18	1		05/10/16 04:00	100-41-4	
2-Hexanone	ND	ug/L	10.0	1.2	1		05/10/16 04:00	591-78-6	
Methylene chloride	ND	ug/L	1.0	0.15	1		05/10/16 04:00	75-09-2	
4-Methyl-2-pentanone (MIBK)	ND	ug/L	10.0	0.42	1		05/10/16 04:00	108-10-1	
Styrene	ND	ug/L	1.0	0.12	1		05/10/16 04:00	100-42-5	
1,1,2,2-Tetrachloroethane	ND	ug/L	1.0	0.15	1		05/10/16 04:00	79-34-5	
Tetrachloroethene	ND	ug/L	1.0	0.10	1		05/10/16 04:00	127-18-4	
Toluene	ND	ug/L	1.0	0.17	1		05/10/16 04:00	108-88-3	
1,1,1-Trichloroethane	ND	ug/L	1.0	0.11	1		05/10/16 04:00	71-55-6	
1,1,2-Trichloroethane	ND	ug/L	1.0	0.20	1		05/10/16 04:00	79-00-5	
Trichloroethene	**87.8**	ug/L	1.0	0.17	1		05/10/16 04:00	79-01-6	
Vinyl chloride	**0.18J**	ug/L	1.0	0.13	1		05/10/16 04:00	75-01-4	
Xylene (Total)	ND	ug/L	3.0	0.42	1		05/10/16 04:00	1330-20-7	
Surrogates									
4-Bromofluorobenzene (S)	100	%	77-130		1		05/10/16 04:00	460-00-4	
1,2-Dichloroethane-d4 (S)	95	%	81-127		1		05/10/16 04:00	17060-07-0	
Toluene-d8 (S)	94	%	80-120		1		05/10/16 04:00	2037-26-5	
Preservation pH	**1.0**		0.10	0.10	1		05/10/16 04:00		

REPORT OF LABORATORY ANALYSIS

This report shall not be reproduced, except in full,
without the written consent of Pace Analytical Services, Inc..

Pace Analytical Services, Inc.
9608 Loiret Blvd.
Lenexa, KS 66219
(913)599-5665

ANALYTICAL RESULTS

Project: FORT SMITH, AR
Pace Project No.: 60218288

Sample: MW-41R-201605 **Lab ID: 60218288020** Collected: 05/03/16 16:05 Received: 05/04/16 05:05 Matrix: Water

Parameters	Results	Units	Report Limit	MDL	DF	Prepared	Analyzed	CAS No.	Qual
2320B Alkalinity	Analytical Method: SM 2320B								
Alkalinity,Bicarbonate (CaCO3)	**55.0**	mg/L	20.0	2.0	1		05/10/16 14:56		
Alkalinity, Carbonate (CaCO3)	ND	mg/L	20.0	2.0	1		05/10/16 14:56		
Alkalinity, Total as CaCO3	**55.0**	mg/L	20.0	2.0	1		05/10/16 14:56		
Iron, Ferric (Calculation)	Analytical Method: SM 3500-Fe B#4								
Iron, Ferric	**12.2**	mg/L	0.20		1		05/17/12 00:00	7439-89-6	
4500H+ pH, Electrometric	Analytical Method: SM 4500-H+B								
pH at 25 Degrees C	**5.7**	Std. Units	0.10	0.10	1		05/03/19 00:00		H6
4500S2D Sulfide, Total	Analytical Method: SM 4500-S-2 D								
Sulfide, Total	ND	mg/L	0.050	0.012	1		05/06/16 17:35	18496-25-8	
300.0 IC Anions 28 Days	Analytical Method: EPA 300.0								
Chloride	**287**	mg/L	20.0	10.0	20		05/07/16 21:16	16887-00-6	
Sulfate	**3.1**	mg/L	1.0	0.25	1		05/07/16 21:02	14808-79-8	
350.1 Ammonia	Analytical Method: EPA 350.1								
Nitrogen, Ammonia	ND	mg/L	0.10	0.046	1		05/09/16 18:16	7664-41-7	
353.2 Nitrogen, NO2/NO3 unpres	Analytical Method: EPA 353.2								
Nitrogen, Nitrate	**0.025J**	mg/L	0.10	0.012	1		05/04/16 16:34		
Nitrogen, Nitrite	ND	mg/L	0.10	0.010	1		05/04/16 16:34		
Nitrogen, NO2 plus NO3	**0.025J**	mg/L	0.10	0.012	1		05/04/16 16:34		
Total Carbon Dioxide Calc	Analytical Method: SM 4500-CO2 D								
Carbon Dioxide Calculation	**284**	mg/L	20.0	20.0	1		05/17/16 11:50		
5310C TOC	Analytical Method: SM 5310C								
Total Organic Carbon	**0.34J**	mg/L	1.0	0.054	1		05/10/16 13:36	7440-44-0	B
SM4500P-E, Total Phosphorus	Analytical Method: SM 4500-P E Preparation Method: SM4500-P B								
Phosphate as P04	**0.11**	mg/L	0.030	0.010	1	05/12/16 06:21	05/12/16 11:11		

REPORT OF LABORATORY ANALYSIS

This report shall not be reproduced, except in full,
without the written consent of Pace Analytical Services, Inc..

Pace Analytical Services, Inc.
9608 Loiret Blvd.
Lenexa, KS 66219
(913)599-5665

ANALYTICAL RESULTS

Project: FORT SMITH, AR
Pace Project No.: 60218288

Sample: DUP-03-201605 **Lab ID: 60218288021** Collected: 05/03/16 16:05 Received: 05/04/16 05:05 Matrix: Water

Parameters	Results	Units	Report Limit	MDL	DF	Prepared	Analyzed	CAS No.	Qual
8260 MSV	Analytical Method: EPA 5030B/8260								
Acetone	ND	ug/L	10.0	1.9	1		05/11/16 12:04	67-64-1	
Benzene	ND	ug/L	1.0	0.060	1		05/11/16 12:04	71-43-2	
Bromodichloromethane	ND	ug/L	1.0	0.19	1		05/11/16 12:04	75-27-4	
Bromoform	ND	ug/L	1.0	0.070	1		05/11/16 12:04	75-25-2	
Bromomethane	ND	ug/L	5.0	0.16	1		05/11/16 12:04	74-83-9	
2-Butanone (MEK)	ND	ug/L	10.0	0.59	1		05/11/16 12:04	78-93-3	
Carbon disulfide	ND	ug/L	5.0	0.12	1		05/11/16 12:04	75-15-0	
Carbon tetrachloride	ND	ug/L	1.0	0.18	1		05/11/16 12:04	56-23-5	
Chlorobenzene	ND	ug/L	1.0	0.21	1		05/11/16 12:04	108-90-7	
Chloroethane	ND	ug/L	1.0	0.15	1		05/11/16 12:04	75-00-3	
Chloroform	ND	ug/L	1.0	0.14	1		05/11/16 12:04	67-66-3	
Chloromethane	ND	ug/L	1.0	0.080	1		05/11/16 12:04	74-87-3	
Dibromochloromethane	ND	ug/L	1.0	0.21	1		05/11/16 12:04	124-48-1	
1,1-Dichloroethane	ND	ug/L	1.0	0.050	1		05/11/16 12:04	75-34-3	
1,2-Dichloroethane	ND	ug/L	1.0	0.12	1		05/11/16 12:04	107-06-2	
1,1-Dichloroethene	**0.39J**	ug/L	1.0	0.20	1		05/11/16 12:04	75-35-4	
cis-1,2-Dichloroethene	**17.5**	ug/L	1.0	0.080	1		05/11/16 12:04	156-59-2	
trans-1,2-Dichloroethene	ND	ug/L	1.0	0.20	1		05/11/16 12:04	156-60-5	
1,2-Dichloropropane	ND	ug/L	1.0	0.16	1		05/11/16 12:04	78-87-5	
cis-1,3-Dichloropropene	ND	ug/L	1.0	0.14	1		05/11/16 12:04	10061-01-5	
trans-1,3-Dichloropropene	ND	ug/L	1.0	0.12	1		05/11/16 12:04	10061-02-6	
Ethylbenzene	ND	ug/L	1.0	0.18	1		05/11/16 12:04	100-41-4	
2-Hexanone	ND	ug/L	10.0	1.2	1		05/11/16 12:04	591-78-6	
Methylene chloride	ND	ug/L	1.0	0.15	1		05/11/16 12:04	75-09-2	
4-Methyl-2-pentanone (MIBK)	ND	ug/L	10.0	0.42	1		05/11/16 12:04	108-10-1	
Styrene	ND	ug/L	1.0	0.12	1		05/11/16 12:04	100-42-5	
1,1,2,2-Tetrachloroethane	ND	ug/L	1.0	0.15	1		05/11/16 12:04	79-34-5	
Tetrachloroethene	ND	ug/L	1.0	0.10	1		05/11/16 12:04	127-18-4	
Toluene	ND	ug/L	1.0	0.17	1		05/11/16 12:04	108-88-3	
1,1,1-Trichloroethane	ND	ug/L	1.0	0.11	1		05/11/16 12:04	71-55-6	
1,1,2-Trichloroethane	ND	ug/L	1.0	0.20	1		05/11/16 12:04	79-00-5	
Trichloroethene	**82.9**	ug/L	1.0	0.17	1		05/11/16 12:04	79-01-6	
Vinyl chloride	**0.20J**	ug/L	1.0	0.13	1		05/11/16 12:04	75-01-4	
Xylene (Total)	ND	ug/L	3.0	0.42	1		05/11/16 12:04	1330-20-7	
Surrogates									
4-Bromofluorobenzene (S)	100	%	77-130		1		05/11/16 12:04	460-00-4	
1,2-Dichloroethane-d4 (S)	101	%	81-127		1		05/11/16 12:04	17060-07-0	
Toluene-d8 (S)	104	%	80-120		1		05/11/16 12:04	2037-26-5	
Preservation pH	**1.0**		0.10	0.10	1		05/11/16 12:04		

REPORT OF LABORATORY ANALYSIS

This report shall not be reproduced, except in full,
without the written consent of Pace Analytical Services, Inc..

Pace Analytical Services, Inc.
9608 Loiret Blvd.
Lenexa, KS 66219
(913)599-5665

ANALYTICAL RESULTS

Project: FORT SMITH, AR
Pace Project No.: 60218288

Sample: MW-34R-201605 **Lab ID: 60218288022** Collected: 05/03/16 11:45 Received: 05/04/16 05:05 Matrix: Water

Parameters	Results	Units	Report Limit	MDL	DF	Prepared	Analyzed	CAS No.	Qual
Alcohol by Direct Inject GCFID	Analytical Method: EPA 8015 - Alcohol								
2-Chloroethanol	ND	ug/L	10000	1510	1		05/10/16 20:05	107-07-3	
6010 MET ICP	Analytical Method: EPA 6010 Preparation Method: EPA 3010								
Iron	**5550**	ug/L	50.0	8.8	1	05/04/16 14:25	05/05/16 10:46	7439-89-6	
Manganese	**4870**	ug/L	5.0	0.25	1	05/04/16 14:25	05/05/16 10:46	7439-96-5	
8260 MSV	Analytical Method: EPA 5030B/8260								
Acetone	**6.6J**	ug/L	10.0	1.9	1		05/10/16 04:15	67-64-1	
Benzene	ND	ug/L	1.0	0.060	1		05/10/16 04:15	71-43-2	
Bromodichloromethane	ND	ug/L	1.0	0.19	1		05/10/16 04:15	75-27-4	
Bromoform	ND	ug/L	1.0	0.070	1		05/10/16 04:15	75-25-2	
Bromomethane	ND	ug/L	5.0	0.16	1		05/10/16 04:15	74-83-9	
2-Butanone (MEK)	ND	ug/L	10.0	0.59	1		05/10/16 04:15	78-93-3	
Carbon disulfide	**0.54J**	ug/L	5.0	0.12	1		05/10/16 04:15	75-15-0	
Carbon tetrachloride	ND	ug/L	1.0	0.18	1		05/10/16 04:15	56-23-5	
Chlorobenzene	ND	ug/L	1.0	0.21	1		05/10/16 04:15	108-90-7	
Chloroethane	ND	ug/L	1.0	0.15	1		05/10/16 04:15	75-00-3	
Chloroform	ND	ug/L	1.0	0.14	1		05/10/16 04:15	67-66-3	
Chloromethane	ND	ug/L	1.0	0.080	1		05/10/16 04:15	74-87-3	
Dibromochloromethane	ND	ug/L	1.0	0.21	1		05/10/16 04:15	124-48-1	
1,1-Dichloroethane	ND	ug/L	1.0	0.050	1		05/10/16 04:15	75-34-3	
1,2-Dichloroethane	ND	ug/L	1.0	0.12	1		05/10/16 04:15	107-06-2	
1,1-Dichloroethene	ND	ug/L	1.0	0.20	1		05/10/16 04:15	75-35-4	
cis-1,2-Dichloroethene	**0.56J**	ug/L	1.0	0.080	1		05/10/16 04:15	156-59-2	
trans-1,2-Dichloroethene	ND	ug/L	1.0	0.20	1		05/10/16 04:15	156-60-5	
1,2-Dichloropropane	ND	ug/L	1.0	0.16	1		05/10/16 04:15	78-87-5	
cis-1,3-Dichloropropene	ND	ug/L	1.0	0.14	1		05/10/16 04:15	10061-01-5	
trans-1,3-Dichloropropene	ND	ug/L	1.0	0.12	1		05/10/16 04:15	10061-02-6	
Ethylbenzene	ND	ug/L	1.0	0.18	1		05/10/16 04:15	100-41-4	
2-Hexanone	ND	ug/L	10.0	1.2	1		05/10/16 04:15	591-78-6	
Methylene chloride	ND	ug/L	1.0	0.15	1		05/10/16 04:15	75-09-2	
4-Methyl-2-pentanone (MIBK)	ND	ug/L	10.0	0.42	1		05/10/16 04:15	108-10-1	
Styrene	ND	ug/L	1.0	0.12	1		05/10/16 04:15	100-42-5	
1,1,2,2-Tetrachloroethane	ND	ug/L	1.0	0.15	1		05/10/16 04:15	79-34-5	
Tetrachloroethene	ND	ug/L	1.0	0.10	1		05/10/16 04:15	127-18-4	
Toluene	ND	ug/L	1.0	0.17	1		05/10/16 04:15	108-88-3	
1,1,1-Trichloroethane	ND	ug/L	1.0	0.11	1		05/10/16 04:15	71-55-6	
1,1,2-Trichloroethane	ND	ug/L	1.0	0.20	1		05/10/16 04:15	79-00-5	
Trichloroethene	**2.5**	ug/L	1.0	0.17	1		05/10/16 04:15	79-01-6	
Vinyl chloride	ND	ug/L	1.0	0.13	1		05/10/16 04:15	75-01-4	
Xylene (Total)	ND	ug/L	3.0	0.42	1		05/10/16 04:15	1330-20-7	
Surrogates									
4-Bromofluorobenzene (S)	98	%	77-130		1		05/10/16 04:15	460-00-4	
1,2-Dichloroethane-d4 (S)	104	%	81-127		1		05/10/16 04:15	17060-07-0	
Toluene-d8 (S)	97	%	80-120		1		05/10/16 04:15	2037-26-5	
Preservation pH	**1.0**		0.10	0.10	1		05/10/16 04:15		

REPORT OF LABORATORY ANALYSIS

This report shall not be reproduced, except in full,
without the written consent of Pace Analytical Services, Inc..

Pace Analytical Services, Inc.
9608 Loiret Blvd.
Lenexa, KS 66219
(913)599-5665

ANALYTICAL RESULTS

Project: FORT SMITH, AR
Pace Project No.: 60218288

Sample: MW-34R-201605 **Lab ID: 60218288022** Collected: 05/03/16 11:45 Received: 05/04/16 05:05 Matrix: Water

Parameters	Results	Units	Report Limit	MDL	DF	Prepared	Analyzed	CAS No.	Qual
2320B Alkalinity	Analytical Method: SM 2320B								
Alkalinity,Bicarbonate (CaCO3)	ND	mg/L	20.0	2.0	1		05/10/16 15:08		
Alkalinity, Carbonate (CaCO3)	ND	mg/L	20.0	2.0	1		05/10/16 15:08		
Alkalinity, Total as CaCO3	ND	mg/L	20.0	2.0	1		05/10/16 15:08		
Iron, Ferric (Calculation)	Analytical Method: SM 3500-Fe B#4								
Iron, Ferric	**2.2**	mg/L	0.20		1		05/17/12 00:00	7439-89-6	
4500H+ pH, Electrometric	Analytical Method: SM 4500-H+B								
pH at 25 Degrees C	**5.2**	Std. Units	0.10	0.10	1		05/03/19 00:00		H6
4500S2D Sulfide, Total	Analytical Method: SM 4500-S-2 D								
Sulfide, Total	ND	mg/L	0.050	0.012	1		05/06/16 17:36	18496-25-8	
300.0 IC Anions 28 Days	Analytical Method: EPA 300.0								
Chloride	**184**	mg/L	10.0	5.0	10		05/07/16 21:30	16887-00-6	
Sulfate	**121**	mg/L	10.0	2.5	10		05/07/16 21:30	14808-79-8	
350.1 Ammonia	Analytical Method: EPA 350.1								
Nitrogen, Ammonia	ND	mg/L	0.10	0.046	1		05/09/16 18:20	7664-41-7	
353.2 Nitrogen, NO2/NO3 unpres	Analytical Method: EPA 353.2								
Nitrogen, Nitrate	**0.019J**	mg/L	0.10	0.012	1		05/04/16 16:20		
Nitrogen, Nitrite	ND	mg/L	0.10	0.010	1		05/04/16 16:20		
Nitrogen, NO2 plus NO3	**0.019J**	mg/L	0.10	0.012	1		05/04/16 16:20		
Total Carbon Dioxide Calc	Analytical Method: SM 4500-CO2 D								
Carbon Dioxide Calculation	ND	mg/L	20.0	20.0	1		05/17/16 11:50		
5310C TOC	Analytical Method: SM 5310C								
Total Organic Carbon	**0.42J**	mg/L	1.0	0.054	1		05/10/16 13:49	7440-44-0	B
SM4500P-E, Total Phosphorus	Analytical Method: SM 4500-P E Preparation Method: SM4500-P B								
Phosphate as P04	**0.17**	mg/L	0.030	0.010	1	05/12/16 06:21	05/12/16 11:12		

REPORT OF LABORATORY ANALYSIS

This report shall not be reproduced, except in full,
without the written consent of Pace Analytical Services, Inc..

Pace Analytical Services, Inc.
9608 Loiret Blvd.
Lenexa, KS 66219
(913)599-5665

ANALYTICAL RESULTS

Project: FORT SMITH, AR
Pace Project No.: 60218288

Sample: MW-188-201605 **Lab ID: 60218288023** Collected: 05/03/16 17:25 Received: 05/04/16 05:05 Matrix: Water

Parameters	Results	Units	Report Limit	MDL	DF	Prepared	Analyzed	CAS No.	Qual
Alcohol by Direct Inject GCFID	Analytical Method: EPA 8015 - Alcohol								
2-Chloroethanol	ND	ug/L	10000	1510	1		05/10/16 20:16	107-07-3	
6010 MET ICP	Analytical Method: EPA 6010 Preparation Method: EPA 3010								
Iron	**1610**	ug/L	50.0	8.8	1	05/04/16 14:25	05/05/16 10:53	7439-89-6	
Manganese	**85.6**	ug/L	5.0	0.25	1	05/04/16 14:25	05/05/16 10:53	7439-96-5	
8260 MSV	Analytical Method: EPA 5030B/8260								
Acetone	ND	ug/L	10.0	1.9	1		05/11/16 11:35	67-64-1	
Benzene	ND	ug/L	1.0	0.060	1		05/11/16 11:35	71-43-2	
Bromodichloromethane	ND	ug/L	1.0	0.19	1		05/11/16 11:35	75-27-4	
Bromoform	ND	ug/L	1.0	0.070	1		05/11/16 11:35	75-25-2	
Bromomethane	ND	ug/L	5.0	0.16	1		05/11/16 11:35	74-83-9	
2-Butanone (MEK)	ND	ug/L	10.0	0.59	1		05/11/16 11:35	78-93-3	
Carbon disulfide	**0.13J**	ug/L	5.0	0.12	1		05/11/16 11:35	75-15-0	
Carbon tetrachloride	ND	ug/L	1.0	0.18	1		05/11/16 11:35	56-23-5	
Chlorobenzene	ND	ug/L	1.0	0.21	1		05/11/16 11:35	108-90-7	
Chloroethane	ND	ug/L	1.0	0.15	1		05/11/16 11:35	75-00-3	
Chloroform	ND	ug/L	1.0	0.14	1		05/11/16 11:35	67-66-3	
Chloromethane	ND	ug/L	1.0	0.080	1		05/11/16 11:35	74-87-3	
Dibromochloromethane	ND	ug/L	1.0	0.21	1		05/11/16 11:35	124-48-1	
1,1-Dichloroethane	ND	ug/L	1.0	0.050	1		05/11/16 11:35	75-34-3	
1,2-Dichloroethane	ND	ug/L	1.0	0.12	1		05/11/16 11:35	107-06-2	
1,1-Dichloroethene	ND	ug/L	1.0	0.20	1		05/11/16 11:35	75-35-4	
cis-1,2-Dichloroethene	ND	ug/L	1.0	0.080	1		05/11/16 11:35	156-59-2	
trans-1,2-Dichloroethene	ND	ug/L	1.0	0.20	1		05/11/16 11:35	156-60-5	
1,2-Dichloropropane	ND	ug/L	1.0	0.16	1		05/11/16 11:35	78-87-5	
cis-1,3-Dichloropropene	ND	ug/L	1.0	0.14	1		05/11/16 11:35	10061-01-5	
trans-1,3-Dichloropropene	ND	ug/L	1.0	0.12	1		05/11/16 11:35	10061-02-6	
Ethylbenzene	ND	ug/L	1.0	0.18	1		05/11/16 11:35	100-41-4	
2-Hexanone	ND	ug/L	10.0	1.2	1		05/11/16 11:35	591-78-6	
Methylene chloride	ND	ug/L	1.0	0.15	1		05/11/16 11:35	75-09-2	
4-Methyl-2-pentanone (MIBK)	ND	ug/L	10.0	0.42	1		05/11/16 11:35	108-10-1	
Styrene	ND	ug/L	1.0	0.12	1		05/11/16 11:35	100-42-5	
1,1,2,2-Tetrachloroethane	ND	ug/L	1.0	0.15	1		05/11/16 11:35	79-34-5	
Tetrachloroethene	ND	ug/L	1.0	0.10	1		05/11/16 11:35	127-18-4	
Toluene	ND	ug/L	1.0	0.17	1		05/11/16 11:35	108-88-3	
1,1,1-Trichloroethane	ND	ug/L	1.0	0.11	1		05/11/16 11:35	71-55-6	
1,1,2-Trichloroethane	ND	ug/L	1.0	0.20	1		05/11/16 11:35	79-00-5	
Trichloroethene	ND	ug/L	1.0	0.17	1		05/11/16 11:35	79-01-6	
Vinyl chloride	ND	ug/L	1.0	0.13	1		05/11/16 11:35	75-01-4	
Xylene (Total)	ND	ug/L	3.0	0.42	1		05/11/16 11:35	1330-20-7	
Surrogates									
4-Bromofluorobenzene (S)	102	%	77-130		1		05/11/16 11:35	460-00-4	
1,2-Dichloroethane-d4 (S)	103	%	81-127		1		05/11/16 11:35	17060-07-0	
Toluene-d8 (S)	104	%	80-120		1		05/11/16 11:35	2037-26-5	
Preservation pH	**1.0**		0.10	0.10	1		05/11/16 11:35		

REPORT OF LABORATORY ANALYSIS

This report shall not be reproduced, except in full,
without the written consent of Pace Analytical Services, Inc..

Pace Analytical Services, Inc.
9608 Loiret Blvd.
Lenexa, KS 66219
(913)599-5665

ANALYTICAL RESULTS

Project: FORT SMITH, AR
Pace Project No.: 60218288

Sample: MW-188-201605 **Lab ID: 60218288023** Collected: 05/03/16 17:25 Received: 05/04/16 05:05 Matrix: Water

Parameters	Results	Units	Report Limit	MDL	DF	Prepared	Analyzed	CAS No.	Qual
2320B Alkalinity	Analytical Method: SM 2320B								
Alkalinity,Bicarbonate (CaCO3)	**98.8**	mg/L	20.0	2.0	1		05/10/16 15:12		
Alkalinity, Carbonate (CaCO3)	ND	mg/L	20.0	2.0	1		05/10/16 15:12		
Alkalinity, Total as CaCO3	**98.8**	mg/L	20.0	2.0	1		05/10/16 15:12		
Iron, Ferric (Calculation)	Analytical Method: SM 3500-Fe B#4								
Iron, Ferric	**1.6**	mg/L	0.20		1		05/16/16 00:00	7439-89-6	
4500H+ pH, Electrometric	Analytical Method: SM 4500-H+B								
pH at 25 Degrees C	**6.2**	Std. Units	0.10	0.10	1		05/03/19 00:00		H6
4500S2D Sulfide, Total	Analytical Method: SM 4500-S-2 D								
Sulfide, Total	ND	mg/L	0.050	0.012	1		05/06/16 17:36	18496-25-8	
300.0 IC Anions 28 Days	Analytical Method: EPA 300.0								
Chloride	**148**	mg/L	10.0	5.0	10		05/07/16 22:12	16887-00-6	
Sulfate	**21.8**	mg/L	2.0	0.50	2		05/07/16 21:58	14808-79-8	
350.1 Ammonia	Analytical Method: EPA 350.1								
Nitrogen, Ammonia	**1.6**	mg/L	0.10	0.046	1		05/09/16 18:22	7664-41-7	
353.2 Nitrogen, NO2/NO3 unpres	Analytical Method: EPA 353.2								
Nitrogen, Nitrate	**3.4**	mg/L	0.10	0.012	1		05/04/16 16:39		
Nitrogen, Nitrite	ND	mg/L	0.10	0.010	1		05/04/16 16:39		
Nitrogen, NO2 plus NO3	**3.4**	mg/L	0.10	0.012	1		05/04/16 16:39		
Total Carbon Dioxide Calc	Analytical Method: SM 4500-CO2 D								
Carbon Dioxide Calculation	**215**	mg/L	20.0	20.0	1		05/17/16 11:50		
5310C TOC	Analytical Method: SM 5310C								
Total Organic Carbon	**0.35J**	mg/L	1.0	0.054	1		05/10/16 14:27	7440-44-0	B
SM4500P-E, Total Phosphorus	Analytical Method: SM 4500-P E Preparation Method: SM4500-P B								
Phosphate as P04	**0.19**	mg/L	0.030	0.010	1	05/12/16 06:21	05/12/16 11:12		

REPORT OF LABORATORY ANALYSIS

This report shall not be reproduced, except in full,
without the written consent of Pace Analytical Services, Inc..

Pace Analytical Services, Inc.
9608 Loiret Blvd.
Lenexa, KS 66219
(913)599-5665

ANALYTICAL RESULTS

Project: FORT SMITH, AR
Pace Project No.: 60218288

Sample: TB-07-201605 **Lab ID: 60218288024** Collected: 05/03/16 08:55 Received: 05/04/16 05:05 Matrix: Water

Parameters	Results	Units	Report Limit	MDL	DF	Prepared	Analyzed	CAS No.	Qual
8260 MSV	Analytical Method: EPA 5030B/8260								
Acetone	ND	ug/L	10.0	1.9	1		05/10/16 08:30	67-64-1	
Benzene	ND	ug/L	1.0	0.060	1		05/10/16 08:30	71-43-2	
Bromodichloromethane	ND	ug/L	1.0	0.19	1		05/10/16 08:30	75-27-4	
Bromoform	ND	ug/L	1.0	0.070	1		05/10/16 08:30	75-25-2	
Bromomethane	ND	ug/L	5.0	0.16	1		05/10/16 08:30	74-83-9	
2-Butanone (MEK)	ND	ug/L	10.0	0.59	1		05/10/16 08:30	78-93-3	
Carbon disulfide	ND	ug/L	5.0	0.12	1		05/10/16 08:30	75-15-0	
Carbon tetrachloride	ND	ug/L	1.0	0.18	1		05/10/16 08:30	56-23-5	
Chlorobenzene	ND	ug/L	1.0	0.21	1		05/10/16 08:30	108-90-7	
Chloroethane	ND	ug/L	1.0	0.15	1		05/10/16 08:30	75-00-3	
Chloroform	ND	ug/L	1.0	0.14	1		05/10/16 08:30	67-66-3	
Chloromethane	ND	ug/L	1.0	0.080	1		05/10/16 08:30	74-87-3	
Dibromochloromethane	ND	ug/L	1.0	0.21	1		05/10/16 08:30	124-48-1	
1,1-Dichloroethane	ND	ug/L	1.0	0.050	1		05/10/16 08:30	75-34-3	
1,2-Dichloroethane	ND	ug/L	1.0	0.12	1		05/10/16 08:30	107-06-2	
1,1-Dichloroethene	ND	ug/L	1.0	0.20	1		05/10/16 08:30	75-35-4	
cis-1,2-Dichloroethene	ND	ug/L	1.0	0.080	1		05/10/16 08:30	156-59-2	
trans-1,2-Dichloroethene	ND	ug/L	1.0	0.20	1		05/10/16 08:30	156-60-5	
1,2-Dichloropropane	ND	ug/L	1.0	0.16	1		05/10/16 08:30	78-87-5	
cis-1,3-Dichloropropene	ND	ug/L	1.0	0.14	1		05/10/16 08:30	10061-01-5	
trans-1,3-Dichloropropene	ND	ug/L	1.0	0.12	1		05/10/16 08:30	10061-02-6	
Ethylbenzene	ND	ug/L	1.0	0.18	1		05/10/16 08:30	100-41-4	
2-Hexanone	ND	ug/L	10.0	1.2	1		05/10/16 08:30	591-78-6	
Methylene chloride	ND	ug/L	1.0	0.15	1		05/10/16 08:30	75-09-2	
4-Methyl-2-pentanone (MIBK)	ND	ug/L	10.0	0.42	1		05/10/16 08:30	108-10-1	
Styrene	ND	ug/L	1.0	0.12	1		05/10/16 08:30	100-42-5	
1,1,2,2-Tetrachloroethane	ND	ug/L	1.0	0.15	1		05/10/16 08:30	79-34-5	
Tetrachloroethene	ND	ug/L	1.0	0.10	1		05/10/16 08:30	127-18-4	
Toluene	ND	ug/L	1.0	0.17	1		05/10/16 08:30	108-88-3	
1,1,1-Trichloroethane	ND	ug/L	1.0	0.11	1		05/10/16 08:30	71-55-6	
1,1,2-Trichloroethane	ND	ug/L	1.0	0.20	1		05/10/16 08:30	79-00-5	
Trichloroethene	ND	ug/L	1.0	0.17	1		05/10/16 08:30	79-01-6	
Vinyl chloride	ND	ug/L	1.0	0.13	1		05/10/16 08:30	75-01-4	
Xylene (Total)	ND	ug/L	3.0	0.42	1		05/10/16 08:30	1330-20-7	
Surrogates									
4-Bromofluorobenzene (S)	101	%	77-130		1		05/10/16 08:30	460-00-4	
1,2-Dichloroethane-d4 (S)	107	%	81-127		1		05/10/16 08:30	17060-07-0	
Toluene-d8 (S)	96	%	80-120		1		05/10/16 08:30	2037-26-5	
Preservation pH	**1.0**		0.10	0.10	1		05/10/16 08:30		

REPORT OF LABORATORY ANALYSIS

This report shall not be reproduced, except in full,
without the written consent of Pace Analytical Services, Inc..

Pace Analytical Services, Inc.
9608 Loiret Blvd.
Lenexa, KS 66219
(913)599-5665

ANALYTICAL RESULTS

Project: FORT SMITH, AR
Pace Project No.: 60218288

Sample: MW-89-201605 **Lab ID: 60218288025** Collected: 05/03/16 17:35 Received: 05/04/16 05:05 Matrix: Water

Parameters	Results	Units	Report Limit	MDL	DF	Prepared	Analyzed	CAS No.	Qual
Alcohol by Direct Inject GCFID	Analytical Method: EPA 8015 - Alcohol								
2-Chloroethanol	ND	ug/L	10000	1510	1		05/10/16 20:27	107-07-3	
6010 MET ICP	Analytical Method: EPA 6010 Preparation Method: EPA 3010								
Iron	**208**	ug/L	50.0	8.8	1	05/04/16 14:25	05/05/16 10:55	7439-89-6	
Manganese	**509**	ug/L	5.0	0.25	1	05/04/16 14:25	05/05/16 10:55	7439-96-5	
8260 MSV	Analytical Method: EPA 5030B/8260								
Acetone	ND	ug/L	10.0	1.9	1		05/10/16 08:45	67-64-1	
Benzene	ND	ug/L	1.0	0.060	1		05/10/16 08:45	71-43-2	
Bromodichloromethane	ND	ug/L	1.0	0.19	1		05/10/16 08:45	75-27-4	
Bromoform	ND	ug/L	1.0	0.070	1		05/10/16 08:45	75-25-2	
Bromomethane	ND	ug/L	5.0	0.16	1		05/10/16 08:45	74-83-9	
2-Butanone (MEK)	ND	ug/L	10.0	0.59	1		05/10/16 08:45	78-93-3	
Carbon disulfide	ND	ug/L	5.0	0.12	1		05/10/16 08:45	75-15-0	
Carbon tetrachloride	ND	ug/L	1.0	0.18	1		05/10/16 08:45	56-23-5	
Chlorobenzene	ND	ug/L	1.0	0.21	1		05/10/16 08:45	108-90-7	
Chloroethane	ND	ug/L	1.0	0.15	1		05/10/16 08:45	75-00-3	
Chloroform	ND	ug/L	1.0	0.14	1		05/10/16 08:45	67-66-3	
Chloromethane	ND	ug/L	1.0	0.080	1		05/10/16 08:45	74-87-3	
Dibromochloromethane	ND	ug/L	1.0	0.21	1		05/10/16 08:45	124-48-1	
1,1-Dichloroethane	ND	ug/L	1.0	0.050	1		05/10/16 08:45	75-34-3	
1,2-Dichloroethane	ND	ug/L	1.0	0.12	1		05/10/16 08:45	107-06-2	
1,1-Dichloroethene	ND	ug/L	1.0	0.20	1		05/10/16 08:45	75-35-4	
cis-1,2-Dichloroethene	**0.30J**	ug/L	1.0	0.080	1		05/10/16 08:45	156-59-2	
trans-1,2-Dichloroethene	ND	ug/L	1.0	0.20	1		05/10/16 08:45	156-60-5	
1,2-Dichloropropane	ND	ug/L	1.0	0.16	1		05/10/16 08:45	78-87-5	
cis-1,3-Dichloropropene	ND	ug/L	1.0	0.14	1		05/10/16 08:45	10061-01-5	
trans-1,3-Dichloropropene	ND	ug/L	1.0	0.12	1		05/10/16 08:45	10061-02-6	
Ethylbenzene	ND	ug/L	1.0	0.18	1		05/10/16 08:45	100-41-4	
2-Hexanone	ND	ug/L	10.0	1.2	1		05/10/16 08:45	591-78-6	
Methylene chloride	ND	ug/L	1.0	0.15	1		05/10/16 08:45	75-09-2	
4-Methyl-2-pentanone (MIBK)	ND	ug/L	10.0	0.42	1		05/10/16 08:45	108-10-1	
Styrene	ND	ug/L	1.0	0.12	1		05/10/16 08:45	100-42-5	
1,1,2,2-Tetrachloroethane	ND	ug/L	1.0	0.15	1		05/10/16 08:45	79-34-5	
Tetrachloroethene	ND	ug/L	1.0	0.10	1		05/10/16 08:45	127-18-4	
Toluene	ND	ug/L	1.0	0.17	1		05/10/16 08:45	108-88-3	
1,1,1-Trichloroethane	ND	ug/L	1.0	0.11	1		05/10/16 08:45	71-55-6	
1,1,2-Trichloroethane	ND	ug/L	1.0	0.20	1		05/10/16 08:45	79-00-5	
Trichloroethene	**14.0**	ug/L	1.0	0.17	1		05/10/16 08:45	79-01-6	
Vinyl chloride	ND	ug/L	1.0	0.13	1		05/10/16 08:45	75-01-4	
Xylene (Total)	ND	ug/L	3.0	0.42	1		05/10/16 08:45	1330-20-7	
Surrogates									
4-Bromofluorobenzene (S)	100	%	77-130		1		05/10/16 08:45	460-00-4	
1,2-Dichloroethane-d4 (S)	100	%	81-127		1		05/10/16 08:45	17060-07-0	
Toluene-d8 (S)	95	%	80-120		1		05/10/16 08:45	2037-26-5	
Preservation pH	**1.0**		0.10	0.10	1		05/10/16 08:45		

REPORT OF LABORATORY ANALYSIS

This report shall not be reproduced, except in full,
without the written consent of Pace Analytical Services, Inc..

Pace Analytical Services, Inc.
9608 Loiret Blvd.
Lenexa, KS 66219
(913)599-5665

ANALYTICAL RESULTS

Project: FORT SMITH, AR
Pace Project No.: 60218288

Sample: MW-89-201605 **Lab ID: 60218288025** Collected: 05/03/16 17:35 Received: 05/04/16 05:05 Matrix: Water

Parameters	Results	Units	Report Limit	MDL	DF	Prepared	Analyzed	CAS No.	Qual
2320B Alkalinity	Analytical Method: SM 2320B								
Alkalinity,Bicarbonate (CaCO3)	**42.1**	mg/L	20.0	2.0	1		05/10/16 15:15		
Alkalinity, Carbonate (CaCO3)	ND	mg/L	20.0	2.0	1		05/10/16 15:15		
Alkalinity, Total as CaCO3	**42.1**	mg/L	20.0	2.0	1		05/10/16 15:15		
Iron, Ferric (Calculation)	Analytical Method: SM 3500-Fe B#4								
Iron, Ferric	**0.21**	mg/L	0.20		1		05/16/16 00:00	7439-89-6	
4500H+ pH, Electrometric	Analytical Method: SM 4500-H+B								
pH at 25 Degrees C	**5.5**	Std. Units	0.10	0.10	1		05/03/19 00:00		H6
4500S2D Sulfide, Total	Analytical Method: SM 4500-S-2 D								
Sulfide, Total	ND	mg/L	0.050	0.012	1		05/06/16 17:36	18496-25-8	
300.0 IC Anions 28 Days	Analytical Method: EPA 300.0								
Chloride	**49.3**	mg/L	5.0	2.5	5		05/07/16 22:40	16887-00-6	
Sulfate	**11.0**	mg/L	1.0	0.25	1		05/07/16 22:26	14808-79-8	
350.1 Ammonia	Analytical Method: EPA 350.1								
Nitrogen, Ammonia	ND	mg/L	0.10	0.046	1		05/09/16 18:23	7664-41-7	
353.2 Nitrogen, NO2/NO3 unpres	Analytical Method: EPA 353.2								
Nitrogen, Nitrate	**74.9**	mg/L	2.0	0.24	20		05/05/16 10:01		
Nitrogen, Nitrite	ND	mg/L	2.0	0.21	20		05/05/16 10:01		
Nitrogen, NO2 plus NO3	**74.9**	mg/L	2.0	0.24	20		05/05/16 10:01		
Total Carbon Dioxide Calc	Analytical Method: SM 4500-CO2 D								
Carbon Dioxide Calculation	**297**	mg/L	20.0	20.0	1		05/17/16 11:50		
5310C TOC	Analytical Method: SM 5310C								
Total Organic Carbon	**3.8**	mg/L	1.0	0.054	1		05/10/16 14:39	7440-44-0	
SM4500P-E, Total Phosphorus	Analytical Method: SM 4500-P E Preparation Method: SM4500-P B								
Phosphate as P04	**0.036**	mg/L	0.030	0.010	1	05/13/16 07:15	05/13/16 12:52		

REPORT OF LABORATORY ANALYSIS

This report shall not be reproduced, except in full,
without the written consent of Pace Analytical Services, Inc..

Pace Analytical Services, Inc.
9608 Loiret Blvd.
Lenexa, KS 66219
(913)599-5665

ANALYTICAL RESULTS

Project: FORT SMITH, AR
Pace Project No.: 60218288

Sample: MW-36R-201605 **Lab ID: 60218288026** Collected: 05/03/16 10:45 Received: 05/05/16 05:06 Matrix: Water

Parameters	Results	Units	Report Limit	MDL	DF	Prepared	Analyzed	CAS No.	Qual
Alcohol by Direct Inject GCFID	Analytical Method: EPA 8015 - Alcohol								
2-Chloroethanol	ND	ug/L	10000	1510	1		05/10/16 20:38	107-07-3	
6010 MET ICP	Analytical Method: EPA 6010 Preparation Method: EPA 3010								
Iron	**15600**	ug/L	50.0	8.8	1	05/05/16 15:40	05/06/16 12:38	7439-89-6	
Manganese	**5380**	ug/L	5.0	0.25	1	05/05/16 15:40	05/06/16 12:38	7439-96-5	
8260 MSV	Analytical Method: EPA 5030B/8260								
Acetone	**20.6**	ug/L	10.0	1.9	1		05/06/16 13:35	67-64-1	
Benzene	**0.15J**	ug/L	1.0	0.060	1		05/06/16 13:35	71-43-2	
Bromodichloromethane	ND	ug/L	1.0	0.19	1		05/06/16 13:35	75-27-4	
Bromoform	**0.62J**	ug/L	1.0	0.070	1		05/06/16 13:35	75-25-2	
Bromomethane	**29.2**	ug/L	5.0	0.16	1		05/06/16 13:35	74-83-9	
2-Butanone (MEK)	ND	ug/L	10.0	0.59	1		05/06/16 13:35	78-93-3	
Carbon disulfide	**0.30J**	ug/L	5.0	0.12	1		05/06/16 13:35	75-15-0	
Carbon tetrachloride	ND	ug/L	1.0	0.18	1		05/06/16 13:35	56-23-5	
Chlorobenzene	ND	ug/L	1.0	0.21	1		05/06/16 13:35	108-90-7	
Chloroethane	ND	ug/L	1.0	0.15	1		05/06/16 13:35	75-00-3	
Chloroform	**0.21J**	ug/L	1.0	0.14	1		05/06/16 13:35	67-66-3	
Chloromethane	**15.4**	ug/L	1.0	0.080	1		05/06/16 13:35	74-87-3	
Dibromochloromethane	ND	ug/L	1.0	0.21	1		05/06/16 13:35	124-48-1	
1,1-Dichloroethane	ND	ug/L	1.0	0.050	1		05/06/16 13:35	75-34-3	
1,2-Dichloroethane	ND	ug/L	1.0	0.12	1		05/06/16 13:35	107-06-2	
1,1-Dichloroethene	ND	ug/L	1.0	0.20	1		05/06/16 13:35	75-35-4	
cis-1,2-Dichloroethene	ND	ug/L	1.0	0.080	1		05/06/16 13:35	156-59-2	
trans-1,2-Dichloroethene	ND	ug/L	1.0	0.20	1		05/06/16 13:35	156-60-5	
1,2-Dichloropropane	ND	ug/L	1.0	0.16	1		05/06/16 13:35	78-87-5	
cis-1,3-Dichloropropene	ND	ug/L	1.0	0.14	1		05/06/16 13:35	10061-01-5	
trans-1,3-Dichloropropene	ND	ug/L	1.0	0.12	1		05/06/16 13:35	10061-02-6	
Ethylbenzene	ND	ug/L	1.0	0.18	1		05/06/16 13:35	100-41-4	
2-Hexanone	ND	ug/L	10.0	1.2	1		05/06/16 13:35	591-78-6	
Methylene chloride	**0.52J**	ug/L	1.0	0.15	1		05/06/16 13:35	75-09-2	
4-Methyl-2-pentanone (MIBK)	ND	ug/L	10.0	0.42	1		05/06/16 13:35	108-10-1	
Styrene	ND	ug/L	1.0	0.12	1		05/06/16 13:35	100-42-5	
1,1,2,2-Tetrachloroethane	ND	ug/L	1.0	0.15	1		05/06/16 13:35	79-34-5	
Tetrachloroethene	ND	ug/L	1.0	0.10	1		05/06/16 13:35	127-18-4	
Toluene	ND	ug/L	1.0	0.17	1		05/06/16 13:35	108-88-3	
1,1,1-Trichloroethane	ND	ug/L	1.0	0.11	1		05/06/16 13:35	71-55-6	
1,1,2-Trichloroethane	ND	ug/L	1.0	0.20	1		05/06/16 13:35	79-00-5	
Trichloroethene	**1.7**	ug/L	1.0	0.17	1		05/06/16 13:35	79-01-6	
Vinyl chloride	ND	ug/L	1.0	0.13	1		05/06/16 13:35	75-01-4	
Xylene (Total)	ND	ug/L	3.0	0.42	1		05/06/16 13:35	1330-20-7	
Surrogates									
4-Bromofluorobenzene (S)	101	%	77-130		1		05/06/16 13:35	460-00-4	
1,2-Dichloroethane-d4 (S)	103	%	81-127		1		05/06/16 13:35	17060-07-0	
Toluene-d8 (S)	97	%	80-120		1		05/06/16 13:35	2037-26-5	
Preservation pH	**2.0**		0.10	0.10	1		05/06/16 13:35		

REPORT OF LABORATORY ANALYSIS

This report shall not be reproduced, except in full,
without the written consent of Pace Analytical Services, Inc..

Pace Analytical Services, Inc.
9608 Loiret Blvd.
Lenexa, KS 66219
(913)599-5665

ANALYTICAL RESULTS

Project: FORT SMITH, AR
Pace Project No.: 60218288

Sample: MW-36R-201605 **Lab ID: 60218288026** Collected: 05/03/16 10:45 Received: 05/05/16 05:06 Matrix: Water

Parameters	Results	Units	Report Limit	MDL	DF	Prepared	Analyzed	CAS No.	Qual
2320B Alkalinity	Analytical Method: SM 2320B								
Alkalinity,Bicarbonate (CaCO3)	**28.4**	mg/L	20.0	2.0	1		05/13/16 16:23		
Alkalinity, Carbonate (CaCO3)	ND	mg/L	20.0	2.0	1		05/13/16 16:23		
Alkalinity, Total as CaCO3	**28.4**	mg/L	20.0	2.0	1		05/13/16 16:23		
Iron, Ferric (Calculation)	Analytical Method: SM 3500-Fe B#4								
Iron, Ferric	**15.3**	mg/L	0.20		1		05/16/16 00:00	7439-89-6	
4500H+ pH, Electrometric	Analytical Method: SM 4500-H+B								
pH at 25 Degrees C	**4.5**	Std. Units	0.10	0.10	1		05/03/19 00:00		H6
4500S2D Sulfide, Total	Analytical Method: SM 4500-S-2 D								
Sulfide, Total	ND	mg/L	0.050	0.012	1		05/09/16 13:05	18496-25-8	
300.0 IC Anions 28 Days	Analytical Method: EPA 300.0								
Chloride	**227**	mg/L	20.0	10.0	20		05/10/16 09:52	16887-00-6	
Sulfate	**1780**	mg/L	200	49.5	200		05/10/16 10:40	14808-79-8	
350.1 Ammonia	Analytical Method: EPA 350.1								
Nitrogen, Ammonia	ND	mg/L	0.10	0.046	1		05/09/16 18:24	7664-41-7	
353.2 Nitrogen, NO2/NO3 unpres	Analytical Method: EPA 353.2								
Nitrogen, Nitrate	**1.2**	mg/L	0.10	0.012	1		05/05/16 09:55		
Nitrogen, Nitrite	ND	mg/L	0.10	0.010	1		05/05/16 09:55		
Nitrogen, NO2 plus NO3	**1.2**	mg/L	0.10	0.012	1		05/05/16 09:55		
Total Carbon Dioxide Calc	Analytical Method: SM 4500-CO2 D								
Carbon Dioxide Calculation	**1740**	mg/L	20.0	20.0	1		05/17/16 00:00		
5310C TOC	Analytical Method: SM 5310C								
Total Organic Carbon	**0.83J**	mg/L	1.0	0.054	1		05/11/16 11:30	7440-44-0	
SM4500P-E, Total Phosphorus	Analytical Method: SM 4500-P E Preparation Method: SM4500-P B								
Phosphate as P04	**0.11**	mg/L	0.030	0.010	1	05/13/16 07:15	05/13/16 12:53		

REPORT OF LABORATORY ANALYSIS

This report shall not be reproduced, except in full,
without the written consent of Pace Analytical Services, Inc..

Pace Analytical Services, Inc.
9608 Loiret Blvd.
Lenexa, KS 66219
(913)599-5665

QUALITY CONTROL DATA

Project: FORT SMITH, AR
Pace Project No.: 60218288

QC Batch: GCSV/5416 Analysis Method: EPA 8015 - Alcohol
QC Batch Method: EPA 8015 - Alcohol Analysis Description: Alcohol by Direct Inject GCFID
Associated Lab Samples: 60218288001, 60218288002, 60218288003, 60218288004

METHOD BLANK: 225181 Matrix: Water
Associated Lab Samples:

Parameter	Units	Blank Result	Reporting Limit	MDL	Analyzed	Qualifiers
2-Chloroethanol	ug/L	ND	10000	1510	05/06/16 10:20	

LABORATORY CONTROL SAMPLE: 225182

Parameter	Units	Spike Conc.	LCS Result	LCS % Rec	% Rec Limits	Qualifiers
2-Chloroethanol	ug/L	100000	91600	92	40-140	

MATRIX SPIKE & MATRIX SPIKE DUPLICATE: 225183 225184

Parameter	Units	60218184006 Result	MS Spike Conc.	MSD Spike Conc.	MS Result	MSD Result	MS % Rec	MSD % Rec	% Rec Limits	RPD	Max RPD	Qual
2-Chloroethanol	ug/L	ND	100000	100000	92100	80900	92	81	40-140	13	40	

Results presented on this page are in the units indicated by the "Units" column except where an alternate unit is presented to the right of the result.

REPORT OF LABORATORY ANALYSIS

This report shall not be reproduced, except in full,
without the written consent of Pace Analytical Services, Inc..

Pace Analytical Services, Inc.
9608 Loiret Blvd.
Lenexa, KS 66219
(913)599-5665

QUALITY CONTROL DATA

Project: FORT SMITH, AR
Pace Project No.: 60218288

QC Batch: GCSV/5417 Analysis Method: EPA 8015 - Alcohol
QC Batch Method: EPA 8015 - Alcohol Analysis Description: Alcohol by Direct Inject GCFID
Associated Lab Samples: 60218288005, 60218288006, 60218288007, 60218288008, 60218288010, 60218288015, 60218288017, 60218288018, 60218288019, 60218288020, 60218288022, 60218288023, 60218288025, 60218288026

METHOD BLANK: 225185 Matrix: Water
Associated Lab Samples:

Parameter	Units	Blank Result	Reporting Limit	MDL	Analyzed	Qualifiers
2-Chloroethanol	ug/L	ND	10000	1510	05/10/16 15:07	

LABORATORY CONTROL SAMPLE: 225186

Parameter	Units	Spike Conc.	LCS Result	LCS % Rec	% Rec Limits	Qualifiers
2-Chloroethanol	ug/L	100000	96300	96	40-140	

MATRIX SPIKE & MATRIX SPIKE DUPLICATE: 225187 225188

Parameter	Units	60218184012 Result	MS Spike Conc.	MSD Spike Conc.	MS Result	MSD Result	MS % Rec	MSD % Rec	% Rec Limits	RPD	Max RPD	Qual
2-Chloroethanol	ug/L	ND	100000	100000	101000	98800	101	99	40-140	2	40	

Results presented on this page are in the units indicated by the "Units" column except where an alternate unit is presented to the right of the result.

REPORT OF LABORATORY ANALYSIS

This report shall not be reproduced, except in full,
without the written consent of Pace Analytical Services, Inc..

Pace Analytical Services, Inc.
9608 Loiret Blvd.
Lenexa, KS 66219
(913)599-5665

QUALITY CONTROL DATA

Project: FORT SMITH, AR
Pace Project No.: 60218288

QC Batch: MPRP/35769 Analysis Method: EPA 6010
QC Batch Method: EPA 3010 Analysis Description: 6010 MET
Associated Lab Samples: 60218288001, 60218288002, 60218288003, 60218288004, 60218288005, 60218288006, 60218288007, 60218288008, 60218288010, 60218288015, 60218288017, 60218288018, 60218288019, 60218288020, 60218288022, 60218288023, 60218288025

METHOD BLANK: 1751695 Matrix: Water
Associated Lab Samples: 60218288001, 60218288002, 60218288003, 60218288004, 60218288005, 60218288006, 60218288007, 60218288008, 60218288010, 60218288015, 60218288017, 60218288018, 60218288019, 60218288020, 60218288022, 60218288023, 60218288025

Parameter	Units	Blank Result	Reporting Limit	MDL	Analyzed	Qualifiers
Iron	ug/L	ND	50.0	8.8	05/05/16 09:58	
Manganese	ug/L	ND	5.0	0.25	05/05/16 09:58	

LABORATORY CONTROL SAMPLE: 1751696

Parameter	Units	Spike Conc.	LCS Result	LCS % Rec	% Rec Limits	Qualifiers
Iron	ug/L	10000	10000	100	80-120	
Manganese	ug/L	1000	984	98	80-120	

MATRIX SPIKE & MATRIX SPIKE DUPLICATE: 1751697 1751698

Parameter	Units	60218288001 Result	MS Spike Conc.	MSD Spike Conc.	MS Result	MSD Result	MS % Rec	MSD % Rec	% Rec Limits	RPD	Max RPD	Qual
Iron	ug/L	330	10000	10000	10300	10300	99	100	75-125	1	20	
Manganese	ug/L	306	1000	1000	1270	1280	97	97	75-125	0	20	

Results presented on this page are in the units indicated by the "Units" column except where an alternate unit is presented to the right of the result.

REPORT OF LABORATORY ANALYSIS

This report shall not be reproduced, except in full,
without the written consent of Pace Analytical Services, Inc..

Pace Analytical Services, Inc.
9608 Loiret Blvd.
Lenexa, KS 66219
(913)599-5665

QUALITY CONTROL DATA

Project: FORT SMITH, AR
Pace Project No.: 60218288

QC Batch: MPRP/35784
QC Batch Method: EPA 3010
Analysis Method: EPA 6010
Analysis Description: 6010 MET
Associated Lab Samples: 60218288026

METHOD BLANK: 1752464
Matrix: Water
Associated Lab Samples: 60218288026

Parameter	Units	Blank Result	Reporting Limit	MDL	Analyzed	Qualifiers
Iron	ug/L	10.8J	50.0	8.8	05/06/16 12:34	
Manganese	ug/L	ND	5.0	0.25	05/06/16 12:34	

LABORATORY CONTROL SAMPLE: 1752465

Parameter	Units	Spike Conc.	LCS Result	LCS % Rec	% Rec Limits	Qualifiers
Iron	ug/L	10000	10400	104	80-120	
Manganese	ug/L	1000	994	99	80-120	

MATRIX SPIKE & MATRIX SPIKE DUPLICATE: 1752466 1752467

Parameter	Units	60218387020 Result	MS Spike Conc.	MSD Spike Conc.	MS Result	MSD Result	MS % Rec	MSD % Rec	% Rec Limits	RPD	Max RPD	Qual
Iron	ug/L	429	10000	10000	10600	10700	102	103	75-125	1	20	
Manganese	ug/L	71.2	1000	1000	1050	1060	98	99	75-125	1	20	

Results presented on this page are in the units indicated by the "Units" column except where an alternate unit is presented to the right of the result.

REPORT OF LABORATORY ANALYSIS

This report shall not be reproduced, except in full,
without the written consent of Pace Analytical Services, Inc..

Pace Analytical Services, Inc.
9608 Loiret Blvd.
Lenexa, KS 66219
(913)599-5665

QUALITY CONTROL DATA

Project: FORT SMITH, AR
Pace Project No.: 60218288

QC Batch: MSV/75656 Analysis Method: EPA 5030B/8260
QC Batch Method: EPA 5030B/8260 Analysis Description: 8260 MSV Water 10 mL Purge
Associated Lab Samples: 60218288001, 60218288002, 60218288003, 60218288004, 60218288005, 60218288006, 60218288007

METHOD BLANK: 1754642 Matrix: Water
Associated Lab Samples: 60218288001, 60218288002, 60218288003, 60218288004, 60218288005, 60218288006, 60218288007

Parameter	Units	Blank Result	Reporting Limit	MDL	Analyzed	Qualifiers
1,1,1-Trichloroethane	ug/L	ND	1.0	0.11	05/09/16 18:54	
1,1,2,2-Tetrachloroethane	ug/L	ND	1.0	0.15	05/09/16 18:54	
1,1,2-Trichloroethane	ug/L	ND	1.0	0.20	05/09/16 18:54	
1,1-Dichloroethane	ug/L	ND	1.0	0.050	05/09/16 18:54	
1,1-Dichloroethene	ug/L	ND	1.0	0.20	05/09/16 18:54	
1,2-Dichloroethane	ug/L	ND	1.0	0.12	05/09/16 18:54	
1,2-Dichloropropane	ug/L	ND	1.0	0.16	05/09/16 18:54	
2-Butanone (MEK)	ug/L	ND	10.0	0.59	05/09/16 18:54	
2-Hexanone	ug/L	ND	10.0	1.2	05/09/16 18:54	
4-Methyl-2-pentanone (MIBK)	ug/L	ND	10.0	0.42	05/09/16 18:54	
Acetone	ug/L	ND	10.0	1.9	05/09/16 18:54	
Benzene	ug/L	ND	1.0	0.060	05/09/16 18:54	
Bromodichloromethane	ug/L	ND	1.0	0.19	05/09/16 18:54	
Bromoform	ug/L	ND	1.0	0.070	05/09/16 18:54	
Bromomethane	ug/L	ND	5.0	0.16	05/09/16 18:54	
Carbon disulfide	ug/L	ND	5.0	0.12	05/09/16 18:54	
Carbon tetrachloride	ug/L	ND	1.0	0.18	05/09/16 18:54	
Chlorobenzene	ug/L	ND	1.0	0.21	05/09/16 18:54	
Chloroethane	ug/L	ND	1.0	0.15	05/09/16 18:54	
Chloroform	ug/L	ND	1.0	0.14	05/09/16 18:54	
Chloromethane	ug/L	ND	1.0	0.080	05/09/16 18:54	
cis-1,2-Dichloroethene	ug/L	ND	1.0	0.080	05/09/16 18:54	
cis-1,3-Dichloropropene	ug/L	ND	1.0	0.14	05/09/16 18:54	
Dibromochloromethane	ug/L	ND	1.0	0.21	05/09/16 18:54	
Ethylbenzene	ug/L	ND	1.0	0.18	05/09/16 18:54	
Methylene chloride	ug/L	ND	1.0	0.15	05/09/16 18:54	
Styrene	ug/L	ND	1.0	0.12	05/09/16 18:54	
Tetrachloroethene	ug/L	ND	1.0	0.10	05/09/16 18:54	
Toluene	ug/L	ND	1.0	0.17	05/09/16 18:54	
trans-1,2-Dichloroethene	ug/L	ND	1.0	0.20	05/09/16 18:54	
trans-1,3-Dichloropropene	ug/L	ND	1.0	0.12	05/09/16 18:54	
Trichloroethene	ug/L	ND	1.0	0.17	05/09/16 18:54	
Vinyl chloride	ug/L	ND	1.0	0.13	05/09/16 18:54	
Xylene (Total)	ug/L	ND	3.0	0.42	05/09/16 18:54	
1,2-Dichloroethane-d4 (S)	%	96	81-127		05/09/16 18:54	
4-Bromofluorobenzene (S)	%	101	77-130		05/09/16 18:54	
Toluene-d8 (S)	%	99	80-120		05/09/16 18:54	

Results presented on this page are in the units indicated by the "Units" column except where an alternate unit is presented to the right of the result.

REPORT OF LABORATORY ANALYSIS

This report shall not be reproduced, except in full,
without the written consent of Pace Analytical Services, Inc..

Pace Analytical Services, Inc.
9608 Loiret Blvd.
Lenexa, KS 66219
(913)599-5665

QUALITY CONTROL DATA

Project: FORT SMITH, AR
Pace Project No.: 60218288

LABORATORY CONTROL SAMPLE: 1754643

Parameter	Units	Spike Conc.	LCS Result	LCS % Rec	% Rec Limits	Qualifiers
1,1,1-Trichloroethane	ug/L	20	19.1	96	81-116	
1,1,2,2-Tetrachloroethane	ug/L	20	18.2	91	72-117	
1,1,2-Trichloroethane	ug/L	20	18.7	94	79-108	
1,1-Dichloroethane	ug/L	20	19.0	95	83-117	
1,1-Dichloroethene	ug/L	20	19.3	96	74-114	
1,2-Dichloroethane	ug/L	20	18.9	94	72-116	
1,2-Dichloropropane	ug/L	20	19.5	98	80-120	
2-Butanone (MEK)	ug/L	100	95.5	96	67-129	
2-Hexanone	ug/L	100	95.9	96	70-128	
4-Methyl-2-pentanone (MIBK)	ug/L	100	98.8	99	80-120	
Acetone	ug/L	100	102	102	56-142	
Benzene	ug/L	20	19.5	98	79-116	
Bromodichloromethane	ug/L	20	19.3	97	80-120	
Bromoform	ug/L	20	18.6	93	73-114	
Bromomethane	ug/L	20	20.2	101	49-153	
Carbon disulfide	ug/L	20	19.3	96	82-121	
Carbon tetrachloride	ug/L	20	18.4	92	80-116	
Chlorobenzene	ug/L	20	19.6	98	80-120	
Chloroethane	ug/L	20	19.1	96	67-124	
Chloroform	ug/L	20	19.4	97	79-120	
Chloromethane	ug/L	20	25.9	129	10-192	
cis-1,2-Dichloroethene	ug/L	20	19.0	95	80-120	
cis-1,3-Dichloropropene	ug/L	20	18.5	92	80-120	
Dibromochloromethane	ug/L	20	18.5	92	80-120	
Ethylbenzene	ug/L	20	19.5	98	80-120	
Methylene chloride	ug/L	20	20.9	105	80-120	
Styrene	ug/L	20	20.2	101	80-120	
Tetrachloroethene	ug/L	20	18.8	94	80-120	
Toluene	ug/L	20	19.5	97	80-120	
trans-1,2-Dichloroethene	ug/L	20	18.4	92	78-108	
trans-1,3-Dichloropropene	ug/L	20	19.7	99	85-120	
Trichloroethene	ug/L	20	19.5	97	76-114	
Vinyl chloride	ug/L	20	19.6	98	69-129	
Xylene (Total)	ug/L	60	59.9	100	80-120	
1,2-Dichloroethane-d4 (S)	%			95	81-127	
4-Bromofluorobenzene (S)	%			95	77-130	
Toluene-d8 (S)	%			101	80-120	

MATRIX SPIKE & MATRIX SPIKE DUPLICATE: 1754644 1754645

Parameter	Units	60218183003 Result	MS Spike Conc.	MSD Spike Conc.	MS Result	MSD Result	MS % Rec	MSD % Rec	% Rec Limits	RPD	Max RPD	Qual
1,1,1-Trichloroethane	ug/L	ND	20	20	21.5	19.9	108	100	70-135	8	12	
1,1,2,2-Tetrachloroethane	ug/L	ND	20	20	19.7	18.3	98	92	54-136	7	15	
1,1,2-Trichloroethane	ug/L	ND	20	20	18.5	18.0	92	90	70-113	3	15	

Results presented on this page are in the units indicated by the "Units" column except where an alternate unit is presented to the right of the result.

REPORT OF LABORATORY ANALYSIS

This report shall not be reproduced, except in full,
without the written consent of Pace Analytical Services, Inc..

Pace Analytical Services, Inc.
9608 Loiret Blvd.
Lenexa, KS 66219
(913)599-5665

QUALITY CONTROL DATA

Project: FORT SMITH, AR
Pace Project No.: 60218288

MATRIX SPIKE & MATRIX SPIKE DUPLICATE: 1754644 1754645

Parameter	Units	60218183003 Result	MS Spike Conc.	MSD Spike Conc.	MS Result	MSD Result	MS % Rec	MSD % Rec	% Rec Limits	RPD	Max RPD	Qual
1,1-Dichloroethane	ug/L	ND	20	20	21.0	19.5	105	98	80-122	7	13	
1,1-Dichloroethene	ug/L	ND	20	20	20.4	19.8	102	99	73-118	3	14	
1,2-Dichloroethane	ug/L	ND	20	20	19.6	18.7	98	93	54-137	5	41	
1,2-Dichloropropane	ug/L	ND	20	20	20.4	19.3	102	96	77-116	5	12	
2-Butanone (MEK)	ug/L	ND	100	100	87.3	86.1	87	86	30-127	1	18	
2-Hexanone	ug/L	ND	100	100	96.1	89.6	96	90	44-124	7	18	
4-Methyl-2-pentanone (MIBK)	ug/L	ND	100	100	101	97.4	101	97	70-124	3	15	
Acetone	ug/L	ND	100	100	94.6	88.3	95	88	10-132	7	20	
Benzene	ug/L	ND	20	20	21.6	20.1	108	100	37-151	7	40	
Bromodichloromethane	ug/L	ND	20	20	19.9	18.8	100	94	76-118	6	11	
Bromoform	ug/L	ND	20	20	18.9	17.5	94	88	64-113	7	15	
Bromomethane	ug/L	ND	20	20	19.0	19.8	95	99	41-154	4	43	
Carbon disulfide	ug/L	ND	20	20	21.5	20.2	107	101	80-139	6	17	
Carbon tetrachloride	ug/L	ND	20	20	20.9	19.7	105	99	75-127	6	13	
Chlorobenzene	ug/L	ND	20	20	20.7	19.7	104	99	79-113	5	13	
Chloroethane	ug/L	ND	20	20	21.7	20.5	109	103	53-154	6	20	
Chloroform	ug/L	ND	20	20	20.0	18.6	100	93	74-115	7	12	
Chloromethane	ug/L	ND	20	20	29.8	28.3	149	141	33-169	5	72	
cis-1,2-Dichloroethene	ug/L	20.0	20	20	39.8	39.4	99	97	58-139	1	40	
cis-1,3-Dichloropropene	ug/L	ND	20	20	19.0	18.3	95	92	70-120	4	14	
Dibromochloromethane	ug/L	ND	20	20	19.2	17.3	96	87	77-114	10	13	
Ethylbenzene	ug/L	ND	20	20	20.8	20.5	104	102	29-151	2	45	
Methylene chloride	ug/L	ND	20	20	21.2	19.3	106	96	76-120	9	13	
Styrene	ug/L	ND	20	20	20.0	18.5	100	93	66-127	8	15	
Tetrachloroethene	ug/L	ND	20	20	20.5	19.6	102	98	77-118	4	14	
Toluene	ug/L	ND	20	20	20.8	19.4	104	97	37-147	7	43	
trans-1,2-Dichloroethene	ug/L	ND	20	20	20.6	18.7	101	91	69-125	10	16	
trans-1,3-Dichloropropene	ug/L	ND	20	20	19.5	18.4	97	92	71-118	6	13	
Trichloroethene	ug/L	ND	20	20	21.2	20.2	103	98	71-116	5	14	
Vinyl chloride	ug/L	ND	20	20	22.9	21.3	112	103	65-142	7	22	
Xylene (Total)	ug/L	ND	60	60	63.3	59.2	106	99	27-156	7	46	
1,2-Dichloroethane-d4 (S)	%						95	99	81-127			
4-Bromofluorobenzene (S)	%						97	98	77-130			
Toluene-d8 (S)	%						98	98	80-120			
Preservation pH		1.0			1.0	1.0				0		

Results presented on this page are in the units indicated by the "Units" column except where an alternate unit is presented to the right of the result.

REPORT OF LABORATORY ANALYSIS

This report shall not be reproduced, except in full,
without the written consent of Pace Analytical Services, Inc..

Pace Analytical Services, Inc.
9608 Loiret Blvd.
Lenexa, KS 66219
(913)599-5665

QUALITY CONTROL DATA

Project: FORT SMITH, AR
Pace Project No.: 60218288

QC Batch: MSV/75661 Analysis Method: EPA 5030B/8260
QC Batch Method: EPA 5030B/8260 Analysis Description: 8260 MSV Water 10 mL Purge
Associated Lab Samples: 60218288008, 60218288009, 60218288010, 60218288012, 60218288013, 60218288014, 60218288015, 60218288016, 60218288017, 60218288018, 60218288019, 60218288020, 60218288022

METHOD BLANK: 1754798 Matrix: Water
Associated Lab Samples: 60218288008, 60218288009, 60218288010, 60218288012, 60218288013, 60218288014, 60218288015, 60218288016, 60218288017, 60218288018, 60218288019, 60218288020, 60218288022

Parameter	Units	Blank Result	Reporting Limit	MDL	Analyzed	Qualifiers
1,1,1-Trichloroethane	ug/L	ND	1.0	0.11	05/10/16 01:37	
1,1,2,2-Tetrachloroethane	ug/L	ND	1.0	0.15	05/10/16 01:37	
1,1,2-Trichloroethane	ug/L	ND	1.0	0.20	05/10/16 01:37	
1,1-Dichloroethane	ug/L	ND	1.0	0.050	05/10/16 01:37	
1,1-Dichloroethene	ug/L	ND	1.0	0.20	05/10/16 01:37	
1,2-Dichloroethane	ug/L	ND	1.0	0.12	05/10/16 01:37	
1,2-Dichloropropane	ug/L	ND	1.0	0.16	05/10/16 01:37	
2-Butanone (MEK)	ug/L	ND	10.0	0.59	05/10/16 01:37	
2-Hexanone	ug/L	ND	10.0	1.2	05/10/16 01:37	
4-Methyl-2-pentanone (MIBK)	ug/L	ND	10.0	0.42	05/10/16 01:37	
Acetone	ug/L	ND	10.0	1.9	05/10/16 01:37	
Benzene	ug/L	ND	1.0	0.060	05/10/16 01:37	
Bromodichloromethane	ug/L	ND	1.0	0.19	05/10/16 01:37	
Bromoform	ug/L	ND	1.0	0.070	05/10/16 01:37	
Bromomethane	ug/L	ND	5.0	0.16	05/10/16 01:37	
Carbon disulfide	ug/L	ND	5.0	0.12	05/10/16 01:37	
Carbon tetrachloride	ug/L	ND	1.0	0.18	05/10/16 01:37	
Chlorobenzene	ug/L	ND	1.0	0.21	05/10/16 01:37	
Chloroethane	ug/L	ND	1.0	0.15	05/10/16 01:37	
Chloroform	ug/L	ND	1.0	0.14	05/10/16 01:37	
Chloromethane	ug/L	ND	1.0	0.080	05/10/16 01:37	
cis-1,2-Dichloroethene	ug/L	ND	1.0	0.080	05/10/16 01:37	
cis-1,3-Dichloropropene	ug/L	ND	1.0	0.14	05/10/16 01:37	
Dibromochloromethane	ug/L	ND	1.0	0.21	05/10/16 01:37	
Ethylbenzene	ug/L	ND	1.0	0.18	05/10/16 01:37	
Methylene chloride	ug/L	ND	1.0	0.15	05/10/16 01:37	
Styrene	ug/L	ND	1.0	0.12	05/10/16 01:37	
Tetrachloroethene	ug/L	ND	1.0	0.10	05/10/16 01:37	
Toluene	ug/L	ND	1.0	0.17	05/10/16 01:37	
trans-1,2-Dichloroethene	ug/L	ND	1.0	0.20	05/10/16 01:37	
trans-1,3-Dichloropropene	ug/L	ND	1.0	0.12	05/10/16 01:37	
Trichloroethene	ug/L	ND	1.0	0.17	05/10/16 01:37	
Vinyl chloride	ug/L	ND	1.0	0.13	05/10/16 01:37	
Xylene (Total)	ug/L	ND	3.0	0.42	05/10/16 01:37	
1,2-Dichloroethane-d4 (S)	%	98	81-127		05/10/16 01:37	
4-Bromofluorobenzene (S)	%	99	77-130		05/10/16 01:37	
Toluene-d8 (S)	%	99	80-120		05/10/16 01:37	

Results presented on this page are in the units indicated by the "Units" column except where an alternate unit is presented to the right of the result.

REPORT OF LABORATORY ANALYSIS

This report shall not be reproduced, except in full,
without the written consent of Pace Analytical Services, Inc..

Pace Analytical Services, Inc.
9608 Loiret Blvd.
Lenexa, KS 66219
(913)599-5665

QUALITY CONTROL DATA

Project: FORT SMITH, AR
Pace Project No.: 60218288

LABORATORY CONTROL SAMPLE: 1754799

Parameter	Units	Spike Conc.	LCS Result	LCS % Rec	% Rec Limits	Qualifiers
1,1,1-Trichloroethane	ug/L	20	18.9	94	81-116	
1,1,2,2-Tetrachloroethane	ug/L	20	18.1	90	72-117	
1,1,2-Trichloroethane	ug/L	20	18.0	90	79-108	
1,1-Dichloroethane	ug/L	20	19.6	98	83-117	
1,1-Dichloroethene	ug/L	20	18.8	94	74-114	
1,2-Dichloroethane	ug/L	20	18.5	92	72-116	
1,2-Dichloropropane	ug/L	20	19.9	100	80-120	
2-Butanone (MEK)	ug/L	100	89.3	89	67-129	
2-Hexanone	ug/L	100	91.0	91	70-128	
4-Methyl-2-pentanone (MIBK)	ug/L	100	99.4	99	80-120	
Acetone	ug/L	100	96.9	97	56-142	
Benzene	ug/L	20	20.3	101	79-116	
Bromodichloromethane	ug/L	20	19.3	97	80-120	
Bromoform	ug/L	20	17.5	87	73-114	
Bromomethane	ug/L	20	19.3	97	49-153	
Carbon disulfide	ug/L	20	19.2	96	82-121	
Carbon tetrachloride	ug/L	20	19.1	95	80-116	
Chlorobenzene	ug/L	20	19.2	96	80-120	
Chloroethane	ug/L	20	19.0	95	67-124	
Chloroform	ug/L	20	19.3	97	79-120	
Chloromethane	ug/L	20	26.8	134	10-192	
cis-1,2-Dichloroethene	ug/L	20	18.6	93	80-120	
cis-1,3-Dichloropropene	ug/L	20	18.2	91	80-120	
Dibromochloromethane	ug/L	20	18.6	93	80-120	
Ethylbenzene	ug/L	20	19.6	98	80-120	
Methylene chloride	ug/L	20	21.1	105	80-120	
Styrene	ug/L	20	19.4	97	80-120	
Tetrachloroethene	ug/L	20	18.8	94	80-120	
Toluene	ug/L	20	19.4	97	80-120	
trans-1,2-Dichloroethene	ug/L	20	17.9	90	78-108	
trans-1,3-Dichloropropene	ug/L	20	18.9	95	85-120	
Trichloroethene	ug/L	20	19.9	100	76-114	
Vinyl chloride	ug/L	20	19.4	97	69-129	
Xylene (Total)	ug/L	60	58.5	98	80-120	
1,2-Dichloroethane-d4 (S)	%			97	81-127	
4-Bromofluorobenzene (S)	%			98	77-130	
Toluene-d8 (S)	%			98	80-120	

Results presented on this page are in the units indicated by the "Units" column except where an alternate unit is presented to the right of the result.

REPORT OF LABORATORY ANALYSIS

This report shall not be reproduced, except in full,
without the written consent of Pace Analytical Services, Inc..

Pace Analytical Services, Inc.
9608 Loiret Blvd.
Lenexa, KS 66219
(913)599-5665

QUALITY CONTROL DATA

Project: FORT SMITH, AR
Pace Project No.: 60218288

QC Batch: MSV/75668
QC Batch Method: EPA 5030B/8260
Analysis Method: EPA 5030B/8260
Analysis Description: 8260 MSV Water 10 mL Purge
Associated Lab Samples: 60218288024, 60218288025

METHOD BLANK: 1754870
Matrix: Water
Associated Lab Samples: 60218288024, 60218288025

Parameter	Units	Blank Result	Reporting Limit	MDL	Analyzed	Qualifiers
1,1,1-Trichloroethane	ug/L	ND	1.0	0.11	05/10/16 08:16	
1,1,2,2-Tetrachloroethane	ug/L	ND	1.0	0.15	05/10/16 08:16	
1,1,2-Trichloroethane	ug/L	ND	1.0	0.20	05/10/16 08:16	
1,1-Dichloroethane	ug/L	ND	1.0	0.050	05/10/16 08:16	
1,1-Dichloroethene	ug/L	ND	1.0	0.20	05/10/16 08:16	
1,2-Dichloroethane	ug/L	ND	1.0	0.12	05/10/16 08:16	
1,2-Dichloropropane	ug/L	ND	1.0	0.16	05/10/16 08:16	
2-Butanone (MEK)	ug/L	ND	10.0	0.59	05/10/16 08:16	
2-Hexanone	ug/L	ND	10.0	1.2	05/10/16 08:16	
4-Methyl-2-pentanone (MIBK)	ug/L	ND	10.0	0.42	05/10/16 08:16	
Acetone	ug/L	ND	10.0	1.9	05/10/16 08:16	
Benzene	ug/L	ND	1.0	0.060	05/10/16 08:16	
Bromodichloromethane	ug/L	ND	1.0	0.19	05/10/16 08:16	
Bromoform	ug/L	ND	1.0	0.070	05/10/16 08:16	
Bromomethane	ug/L	ND	5.0	0.16	05/10/16 08:16	
Carbon disulfide	ug/L	ND	5.0	0.12	05/10/16 08:16	
Carbon tetrachloride	ug/L	ND	1.0	0.18	05/10/16 08:16	
Chlorobenzene	ug/L	ND	1.0	0.21	05/10/16 08:16	
Chloroethane	ug/L	ND	1.0	0.15	05/10/16 08:16	
Chloroform	ug/L	ND	1.0	0.14	05/10/16 08:16	
Chloromethane	ug/L	ND	1.0	0.080	05/10/16 08:16	
cis-1,2-Dichloroethene	ug/L	ND	1.0	0.080	05/10/16 08:16	
cis-1,3-Dichloropropene	ug/L	ND	1.0	0.14	05/10/16 08:16	
Dibromochloromethane	ug/L	ND	1.0	0.21	05/10/16 08:16	
Ethylbenzene	ug/L	ND	1.0	0.18	05/10/16 08:16	
Methylene chloride	ug/L	ND	1.0	0.15	05/10/16 08:16	
Styrene	ug/L	ND	1.0	0.12	05/10/16 08:16	
Tetrachloroethene	ug/L	ND	1.0	0.10	05/10/16 08:16	
Toluene	ug/L	ND	1.0	0.17	05/10/16 08:16	
trans-1,2-Dichloroethene	ug/L	ND	1.0	0.20	05/10/16 08:16	
trans-1,3-Dichloropropene	ug/L	ND	1.0	0.12	05/10/16 08:16	
Trichloroethene	ug/L	ND	1.0	0.17	05/10/16 08:16	
Vinyl chloride	ug/L	ND	1.0	0.13	05/10/16 08:16	
Xylene (Total)	ug/L	ND	3.0	0.42	05/10/16 08:16	
1,2-Dichloroethane-d4 (S)	%	105	81-127		05/10/16 08:16	
4-Bromofluorobenzene (S)	%	97	77-130		05/10/16 08:16	
Toluene-d8 (S)	%	99	80-120		05/10/16 08:16	

Results presented on this page are in the units indicated by the "Units" column except where an alternate unit is presented to the right of the result.

REPORT OF LABORATORY ANALYSIS

This report shall not be reproduced, except in full,
without the written consent of Pace Analytical Services, Inc..

Pace Analytical Services, Inc.
9608 Loiret Blvd.
Lenexa, KS 66219
(913)599-5665

QUALITY CONTROL DATA

Project: FORT SMITH, AR
Pace Project No.: 60218288

LABORATORY CONTROL SAMPLE: 1754871

Parameter	Units	Spike Conc.	LCS Result	LCS % Rec	% Rec Limits	Qualifiers
1,1,1-Trichloroethane	ug/L	20	19.3	97	81-116	
1,1,2,2-Tetrachloroethane	ug/L	20	18.1	90	72-117	
1,1,2-Trichloroethane	ug/L	20	18.6	93	79-108	
1,1-Dichloroethane	ug/L	20	19.1	95	83-117	
1,1-Dichloroethene	ug/L	20	19.6	98	74-114	
1,2-Dichloroethane	ug/L	20	19.1	96	72-116	
1,2-Dichloropropane	ug/L	20	19.6	98	80-120	
2-Butanone (MEK)	ug/L	100	93.1	93	67-129	
2-Hexanone	ug/L	100	94.4	94	70-128	
4-Methyl-2-pentanone (MIBK)	ug/L	100	97.6	98	80-120	
Acetone	ug/L	100	101	101	56-142	
Benzene	ug/L	20	20.1	101	79-116	
Bromodichloromethane	ug/L	20	19.0	95	80-120	
Bromoform	ug/L	20	18.8	94	73-114	
Bromomethane	ug/L	20	22.1	111	49-153	
Carbon disulfide	ug/L	20	19.4	97	82-121	
Carbon tetrachloride	ug/L	20	18.6	93	80-116	
Chlorobenzene	ug/L	20	19.5	97	80-120	
Chloroethane	ug/L	20	19.5	97	67-124	
Chloroform	ug/L	20	19.5	98	79-120	
Chloromethane	ug/L	20	25.2	126	10-192	
cis-1,2-Dichloroethene	ug/L	20	18.7	93	80-120	
cis-1,3-Dichloropropene	ug/L	20	18.9	95	80-120	
Dibromochloromethane	ug/L	20	19.0	95	80-120	
Ethylbenzene	ug/L	20	19.3	96	80-120	
Methylene chloride	ug/L	20	20.2	101	80-120	
Styrene	ug/L	20	19.9	100	80-120	
Tetrachloroethene	ug/L	20	19.0	95	80-120	
Toluene	ug/L	20	19.5	97	80-120	
trans-1,2-Dichloroethene	ug/L	20	18.2	91	78-108	
trans-1,3-Dichloropropene	ug/L	20	19.1	96	85-120	
Trichloroethene	ug/L	20	19.0	95	76-114	
Vinyl chloride	ug/L	20	19.0	95	69-129	
Xylene (Total)	ug/L	60	59.4	99	80-120	
1,2-Dichloroethane-d4 (S)	%			96	81-127	
4-Bromofluorobenzene (S)	%			98	77-130	
Toluene-d8 (S)	%			99	80-120	

Results presented on this page are in the units indicated by the "Units" column except where an alternate unit is presented to the right of the result.

REPORT OF LABORATORY ANALYSIS

This report shall not be reproduced, except in full,
without the written consent of Pace Analytical Services, Inc..

Pace Analytical Services, Inc.
9608 Loiret Blvd.
Lenexa, KS 66219
(913)599-5665

QUALITY CONTROL DATA

Project: FORT SMITH, AR
Pace Project No.: 60218288

QC Batch: MSV/75701 Analysis Method: EPA 5030B/8260
QC Batch Method: EPA 5030B/8260 Analysis Description: 8260 MSV Water 10 mL Purge
Associated Lab Samples: 60218288011, 60218288021, 60218288023

METHOD BLANK: 1755748 Matrix: Water
Associated Lab Samples: 60218288011, 60218288021, 60218288023

Parameter	Units	Blank Result	Reporting Limit	MDL	Analyzed	Qualifiers
1,1,1-Trichloroethane	ug/L	ND	1.0	0.11	05/11/16 08:14	
1,1,2,2-Tetrachloroethane	ug/L	ND	1.0	0.15	05/11/16 08:14	
1,1,2-Trichloroethane	ug/L	ND	1.0	0.20	05/11/16 08:14	
1,1-Dichloroethane	ug/L	ND	1.0	0.050	05/11/16 08:14	
1,1-Dichloroethene	ug/L	ND	1.0	0.20	05/11/16 08:14	
1,2-Dichloroethane	ug/L	ND	1.0	0.12	05/11/16 08:14	
1,2-Dichloropropane	ug/L	ND	1.0	0.16	05/11/16 08:14	
2-Butanone (MEK)	ug/L	ND	10.0	0.59	05/11/16 08:14	
2-Hexanone	ug/L	ND	10.0	1.2	05/11/16 08:14	
4-Methyl-2-pentanone (MIBK)	ug/L	ND	10.0	0.42	05/11/16 08:14	
Acetone	ug/L	ND	10.0	1.9	05/11/16 08:14	
Benzene	ug/L	ND	1.0	0.060	05/11/16 08:14	
Bromodichloromethane	ug/L	ND	1.0	0.19	05/11/16 08:14	
Bromoform	ug/L	ND	1.0	0.070	05/11/16 08:14	
Bromomethane	ug/L	ND	5.0	0.16	05/11/16 08:14	
Carbon disulfide	ug/L	ND	5.0	0.12	05/11/16 08:14	
Carbon tetrachloride	ug/L	ND	1.0	0.18	05/11/16 08:14	
Chlorobenzene	ug/L	ND	1.0	0.21	05/11/16 08:14	
Chloroethane	ug/L	ND	1.0	0.15	05/11/16 08:14	
Chloroform	ug/L	ND	1.0	0.14	05/11/16 08:14	
Chloromethane	ug/L	ND	1.0	0.080	05/11/16 08:14	
cis-1,2-Dichloroethene	ug/L	ND	1.0	0.080	05/11/16 08:14	
cis-1,3-Dichloropropene	ug/L	ND	1.0	0.14	05/11/16 08:14	
Dibromochloromethane	ug/L	ND	1.0	0.21	05/11/16 08:14	
Ethylbenzene	ug/L	ND	1.0	0.18	05/11/16 08:14	
Methylene chloride	ug/L	ND	1.0	0.15	05/11/16 08:14	
Styrene	ug/L	ND	1.0	0.12	05/11/16 08:14	
Tetrachloroethene	ug/L	ND	1.0	0.10	05/11/16 08:14	
Toluene	ug/L	ND	1.0	0.17	05/11/16 08:14	
trans-1,2-Dichloroethene	ug/L	ND	1.0	0.20	05/11/16 08:14	
trans-1,3-Dichloropropene	ug/L	ND	1.0	0.12	05/11/16 08:14	
Trichloroethene	ug/L	ND	1.0	0.17	05/11/16 08:14	
Vinyl chloride	ug/L	ND	1.0	0.13	05/11/16 08:14	
Xylene (Total)	ug/L	ND	3.0	0.42	05/11/16 08:14	
1,2-Dichloroethane-d4 (S)	%	104	81-127		05/11/16 08:14	
4-Bromofluorobenzene (S)	%	101	77-130		05/11/16 08:14	
Toluene-d8 (S)	%	103	80-120		05/11/16 08:14	

Results presented on this page are in the units indicated by the "Units" column except where an alternate unit is presented to the right of the result.

REPORT OF LABORATORY ANALYSIS

This report shall not be reproduced, except in full,
without the written consent of Pace Analytical Services, Inc..

Pace Analytical Services, Inc.
9608 Loiret Blvd.
Lenexa, KS 66219
(913)599-5665

QUALITY CONTROL DATA

Project: FORT SMITH, AR
Pace Project No.: 60218288

LABORATORY CONTROL SAMPLE: 1755749

Parameter	Units	Spike Conc.	LCS Result	LCS % Rec	% Rec Limits	Qualifiers
1,1,1-Trichloroethane	ug/L	20	18.2	91	81-116	
1,1,2,2-Tetrachloroethane	ug/L	20	21.1	106	72-117	
1,1,2-Trichloroethane	ug/L	20	18.3	91	79-108	
1,1-Dichloroethane	ug/L	20	18.9	95	83-117	
1,1-Dichloroethene	ug/L	20	17.7	88	74-114	
1,2-Dichloroethane	ug/L	20	19.2	96	72-116	
1,2-Dichloropropane	ug/L	20	18.9	94	80-120	
2-Butanone (MEK)	ug/L	100	99.6	100	67-129	
2-Hexanone	ug/L	100	98.7	99	70-128	
4-Methyl-2-pentanone (MIBK)	ug/L	100	97.9	98	80-120	
Acetone	ug/L	100	104	104	56-142	
Benzene	ug/L	20	18.4	92	79-116	
Bromodichloromethane	ug/L	20	18.6	93	80-120	
Bromoform	ug/L	20	19.0	95	73-114	
Bromomethane	ug/L	20	21.6	108	49-153	
Carbon disulfide	ug/L	20	17.8	89	82-121	
Carbon tetrachloride	ug/L	20	17.5	87	80-116	
Chlorobenzene	ug/L	20	19.2	96	80-120	
Chloroethane	ug/L	20	17.6	88	67-124	
Chloroform	ug/L	20	18.5	93	79-120	
Chloromethane	ug/L	20	13.1	65	10-192	
cis-1,2-Dichloroethene	ug/L	20	18.7	94	80-120	
cis-1,3-Dichloropropene	ug/L	20	18.5	92	80-120	
Dibromochloromethane	ug/L	20	18.3	91	80-120	
Ethylbenzene	ug/L	20	19.1	96	80-120	
Methylene chloride	ug/L	20	19.2	96	80-120	
Styrene	ug/L	20	19.7	98	80-120	
Tetrachloroethene	ug/L	20	18.5	93	80-120	
Toluene	ug/L	20	19.1	96	80-120	
trans-1,2-Dichloroethene	ug/L	20	17.9	89	78-108	
trans-1,3-Dichloropropene	ug/L	20	19.7	98	85-120	
Trichloroethene	ug/L	20	18.0	90	76-114	
Vinyl chloride	ug/L	20	16.8	84	69-129	
Xylene (Total)	ug/L	60	56.9	95	80-120	
1,2-Dichloroethane-d4 (S)	%			103	81-127	
4-Bromofluorobenzene (S)	%			100	77-130	
Toluene-d8 (S)	%			102	80-120	

Results presented on this page are in the units indicated by the "Units" column except where an alternate unit is presented to the right of the result.

REPORT OF LABORATORY ANALYSIS

This report shall not be reproduced, except in full,
without the written consent of Pace Analytical Services, Inc..

Pace Analytical Services, Inc.
9608 Loiret Blvd.
Lenexa, KS 66219
(913)599-5665

QUALITY CONTROL DATA

Project: FORT SMITH, AR
Pace Project No.: 60218288

QC Batch: MSV/75745
QC Batch Method: EPA 5030B/8260
Analysis Method: EPA 5030B/8260
Analysis Description: 8260 MSV Water 10 mL Purge
Associated Lab Samples: 60218288011

METHOD BLANK: 1756989 Matrix: Water
Associated Lab Samples: 60218288011

Parameter	Units	Blank Result	Reporting Limit	MDL	Analyzed	Qualifiers
Trichloroethene	ug/L	0.30J	1.0	0.17	05/12/16 14:59	
1,2-Dichloroethane-d4 (S)	%	108	81-127		05/12/16 14:59	
4-Bromofluorobenzene (S)	%	100	77-130		05/12/16 14:59	
Toluene-d8 (S)	%	104	80-120		05/12/16 14:59	

LABORATORY CONTROL SAMPLE: 1756990

Parameter	Units	Spike Conc.	LCS Result	LCS % Rec	% Rec Limits	Qualifiers
Trichloroethene	ug/L	20	18.9	94	76-114	
1,2-Dichloroethane-d4 (S)	%			103	81-127	
4-Bromofluorobenzene (S)	%			99	77-130	
Toluene-d8 (S)	%			102	80-120	

Results presented on this page are in the units indicated by the "Units" column except where an alternate unit is presented to the right of the result.

REPORT OF LABORATORY ANALYSIS

This report shall not be reproduced, except in full,
without the written consent of Pace Analytical Services, Inc..

Pace Analytical Services, Inc.
9608 Loiret Blvd.
Lenexa, KS 66219
(913)599-5665

QUALITY CONTROL DATA

Project: FORT SMITH, AR
Pace Project No.: 60218288

QC Batch: MSV/75619
QC Batch Method: EPA 5030B/8260
Analysis Method: EPA 5030B/8260
Analysis Description: 8260 MSV Water 7 day
Associated Lab Samples: 60218288026

METHOD BLANK: 1752961
Matrix: Water
Associated Lab Samples: 60218288026

Parameter	Units	Blank Result	Reporting Limit	MDL	Analyzed	Qualifiers
1,1,1-Trichloroethane	ug/L	ND	1.0	0.11	05/06/16 08:33	
1,1,2,2-Tetrachloroethane	ug/L	ND	1.0	0.15	05/06/16 08:33	
1,1,2-Trichloroethane	ug/L	ND	1.0	0.20	05/06/16 08:33	
1,1-Dichloroethane	ug/L	ND	1.0	0.050	05/06/16 08:33	
1,1-Dichloroethene	ug/L	ND	1.0	0.20	05/06/16 08:33	
1,2-Dichloroethane	ug/L	ND	1.0	0.12	05/06/16 08:33	
1,2-Dichloropropane	ug/L	ND	1.0	0.16	05/06/16 08:33	
2-Butanone (MEK)	ug/L	ND	10.0	0.59	05/06/16 08:33	
2-Hexanone	ug/L	ND	10.0	1.2	05/06/16 08:33	
4-Methyl-2-pentanone (MIBK)	ug/L	ND	10.0	0.42	05/06/16 08:33	
Acetone	ug/L	ND	10.0	1.9	05/06/16 08:33	
Benzene	ug/L	ND	1.0	0.060	05/06/16 08:33	
Bromodichloromethane	ug/L	ND	1.0	0.19	05/06/16 08:33	
Bromoform	ug/L	ND	1.0	0.070	05/06/16 08:33	
Bromomethane	ug/L	ND	5.0	0.16	05/06/16 08:33	
Carbon disulfide	ug/L	ND	5.0	0.12	05/06/16 08:33	
Carbon tetrachloride	ug/L	ND	1.0	0.18	05/06/16 08:33	
Chlorobenzene	ug/L	ND	1.0	0.21	05/06/16 08:33	
Chloroethane	ug/L	ND	1.0	0.15	05/06/16 08:33	
Chloroform	ug/L	ND	1.0	0.14	05/06/16 08:33	
Chloromethane	ug/L	ND	1.0	0.080	05/06/16 08:33	
cis-1,2-Dichloroethene	ug/L	ND	1.0	0.080	05/06/16 08:33	
cis-1,3-Dichloropropene	ug/L	ND	1.0	0.14	05/06/16 08:33	
Dibromochloromethane	ug/L	ND	1.0	0.21	05/06/16 08:33	
Ethylbenzene	ug/L	ND	1.0	0.18	05/06/16 08:33	
Methylene chloride	ug/L	ND	1.0	0.15	05/06/16 08:33	
Styrene	ug/L	ND	1.0	0.12	05/06/16 08:33	
Tetrachloroethene	ug/L	ND	1.0	0.10	05/06/16 08:33	
Toluene	ug/L	ND	1.0	0.17	05/06/16 08:33	
trans-1,2-Dichloroethene	ug/L	ND	1.0	0.20	05/06/16 08:33	
trans-1,3-Dichloropropene	ug/L	ND	1.0	0.12	05/06/16 08:33	
Trichloroethene	ug/L	ND	1.0	0.17	05/06/16 08:33	
Vinyl chloride	ug/L	ND	1.0	0.13	05/06/16 08:33	
Xylene (Total)	ug/L	ND	3.0	0.42	05/06/16 08:33	
1,2-Dichloroethane-d4 (S)	%	110	81-127		05/06/16 08:33	
4-Bromofluorobenzene (S)	%	105	77-130		05/06/16 08:33	
Toluene-d8 (S)	%	98	80-120		05/06/16 08:33	

Results presented on this page are in the units indicated by the "Units" column except where an alternate unit is presented to the right of the result.

REPORT OF LABORATORY ANALYSIS

This report shall not be reproduced, except in full,
without the written consent of Pace Analytical Services, Inc..

Pace Analytical Services, Inc.
9608 Loiret Blvd.
Lenexa, KS 66219
(913)599-5665

QUALITY CONTROL DATA

Project: FORT SMITH, AR
Pace Project No.: 60218288

LABORATORY CONTROL SAMPLE: 1752962

Parameter	Units	Spike Conc.	LCS Result	LCS % Rec	% Rec Limits	Qualifiers
1,1,1-Trichloroethane	ug/L	20	21.2	106	81-116	
1,1,2,2-Tetrachloroethane	ug/L	20	21.2	106	72-117	
1,1,2-Trichloroethane	ug/L	20	20.9	104	79-108	
1,1-Dichloroethane	ug/L	20	20.7	103	83-117	
1,1-Dichloroethene	ug/L	20	19.8	99	74-114	
1,2-Dichloroethane	ug/L	20	20.5	103	72-116	
1,2-Dichloropropane	ug/L	20	20.7	104	80-120	
2-Butanone (MEK)	ug/L	100	99.9	100	67-129	
2-Hexanone	ug/L	100	98.0	98	70-128	
4-Methyl-2-pentanone (MIBK)	ug/L	100	105	105	80-120	
Acetone	ug/L	100	101	101	56-142	
Benzene	ug/L	20	21.8	109	79-116	
Bromodichloromethane	ug/L	20	20.5	102	80-120	
Bromoform	ug/L	20	19.9	99	73-114	
Bromomethane	ug/L	20	19.7	98	49-153	
Carbon disulfide	ug/L	20	21.5	108	82-121	
Carbon tetrachloride	ug/L	20	21.5	108	80-116	
Chlorobenzene	ug/L	20	21.0	105	80-120	
Chloroethane	ug/L	20	22.0	110	67-124	
Chloroform	ug/L	20	20.1	101	79-120	
Chloromethane	ug/L	20	20.1	101	10-192	
cis-1,2-Dichloroethene	ug/L	20	20.7	104	80-120	
cis-1,3-Dichloropropene	ug/L	20	21.2	106	80-120	
Dibromochloromethane	ug/L	20	20.9	105	80-120	
Ethylbenzene	ug/L	20	21.1	105	80-120	
Methylene chloride	ug/L	20	20.1	101	80-120	
Styrene	ug/L	20	21.6	108	80-120	
Tetrachloroethene	ug/L	20	21.7	109	80-120	
Toluene	ug/L	20	21.7	108	80-120	
trans-1,2-Dichloroethene	ug/L	20	20.7	104	78-108	
trans-1,3-Dichloropropene	ug/L	20	21.9	110	85-120	
Trichloroethene	ug/L	20	19.9	99	76-114	
Vinyl chloride	ug/L	20	21.2	106	69-129	
Xylene (Total)	ug/L	60	64.5	108	80-120	
1,2-Dichloroethane-d4 (S)	%			100	81-127	
4-Bromofluorobenzene (S)	%			101	77-130	
Toluene-d8 (S)	%			100	80-120	

Results presented on this page are in the units indicated by the "Units" column except where an alternate unit is presented to the right of the result.

REPORT OF LABORATORY ANALYSIS

This report shall not be reproduced, except in full,
without the written consent of Pace Analytical Services, Inc..

Pace Analytical Services, Inc.
9608 Loiret Blvd.
Lenexa, KS 66219
(913)599-5665

QUALITY CONTROL DATA

Project: FORT SMITH, AR
Pace Project No.: 60218288

QC Batch: WET/61628 Analysis Method: SM 2320B
QC Batch Method: SM 2320B Analysis Description: 2320B Alkalinity
Associated Lab Samples: 60218288001, 60218288002, 60218288003, 60218288004, 60218288005, 60218288006, 60218288007

METHOD BLANK: 1752540 Matrix: Water
Associated Lab Samples: 60218288001, 60218288002, 60218288003, 60218288004, 60218288005, 60218288006, 60218288007

Parameter	Units	Blank Result	Reporting Limit	MDL	Analyzed	Qualifiers
Alkalinity, Carbonate (CaCO3)	mg/L	ND	20.0	2.0	05/06/16 11:22	
Alkalinity, Total as CaCO3	mg/L	ND	20.0	2.0	05/06/16 11:22	
Alkalinity,Bicarbonate (CaCO3)	mg/L	ND	20.0	2.0	05/06/16 11:22	

LABORATORY CONTROL SAMPLE: 1752541

Parameter	Units	Spike Conc.	LCS Result	LCS % Rec	% Rec Limits	Qualifiers
Alkalinity, Total as CaCO3	mg/L	500	462	92	90-110	

SAMPLE DUPLICATE: 1752542

Parameter	Units	60218184010 Result	Dup Result	RPD	Max RPD	Qualifiers
Alkalinity, Carbonate (CaCO3)	mg/L	ND	ND		10	
Alkalinity, Total as CaCO3	mg/L	51.1	53.0	4	10	
Alkalinity,Bicarbonate (CaCO3)	mg/L	51.1	53.0	4	10	

SAMPLE DUPLICATE: 1752543

Parameter	Units	60218184012 Result	Dup Result	RPD	Max RPD	Qualifiers
Alkalinity, Carbonate (CaCO3)	mg/L	ND	ND		10	
Alkalinity, Total as CaCO3	mg/L	53.2	55.4	4	10	
Alkalinity,Bicarbonate (CaCO3)	mg/L	53.2	55.4	4	10	

Results presented on this page are in the units indicated by the "Units" column except where an alternate unit is presented to the right of the result.

REPORT OF LABORATORY ANALYSIS

This report shall not be reproduced, except in full,
without the written consent of Pace Analytical Services, Inc..

Pace Analytical Services, Inc.
9608 Loiret Blvd.
Lenexa, KS 66219
(913)599-5665

QUALITY CONTROL DATA

Project: FORT SMITH, AR
Pace Project No.: 60218288

QC Batch: WET/61678 Analysis Method: SM 2320B
QC Batch Method: SM 2320B Analysis Description: 2320B Alkalinity
Associated Lab Samples: 60218288008, 60218288010, 60218288015, 60218288017, 60218288018, 60218288019, 60218288020, 60218288022, 60218288023, 60218288025

METHOD BLANK: 1755010 Matrix: Water
Associated Lab Samples: 60218288008, 60218288010, 60218288015, 60218288017, 60218288018, 60218288019, 60218288020, 60218288022, 60218288023, 60218288025

Parameter	Units	Blank Result	Reporting Limit	MDL	Analyzed	Qualifiers
Alkalinity, Carbonate (CaCO3)	mg/L	ND	20.0	2.0	05/10/16 13:37	
Alkalinity, Total as CaCO3	mg/L	ND	20.0	2.0	05/10/16 13:37	
Alkalinity,Bicarbonate (CaCO3)	mg/L	ND	20.0	2.0	05/10/16 13:37	

LABORATORY CONTROL SAMPLE: 1755011

Parameter	Units	Spike Conc.	LCS Result	LCS % Rec	% Rec Limits	Qualifiers
Alkalinity, Total as CaCO3	mg/L	500	475	95	90-110	

SAMPLE DUPLICATE: 1755012

Parameter	Units	60218511002 Result	Dup Result	RPD	Max RPD	Qualifiers
Alkalinity, Carbonate (CaCO3)	mg/L	ND	ND		10	
Alkalinity, Total as CaCO3	mg/L	ND	13.9J		10	
Alkalinity,Bicarbonate (CaCO3)	mg/L	ND	13.9J		10	

SAMPLE DUPLICATE: 1755013

Parameter	Units	60218511009 Result	Dup Result	RPD	Max RPD	Qualifiers
Alkalinity, Carbonate (CaCO3)	mg/L	ND	ND		10	
Alkalinity, Total as CaCO3	mg/L	73.0	74.2	2	10	
Alkalinity,Bicarbonate (CaCO3)	mg/L	73.0	74.2	2	10	

Results presented on this page are in the units indicated by the "Units" column except where an alternate unit is presented to the right of the result.

REPORT OF LABORATORY ANALYSIS

This report shall not be reproduced, except in full,
without the written consent of Pace Analytical Services, Inc..

Pace Analytical Services, Inc.
9608 Loiret Blvd.
Lenexa, KS 66219
(913)599-5665

QUALITY CONTROL DATA

Project: FORT SMITH, AR
Pace Project No.: 60218288

QC Batch: WET/61742 Analysis Method: SM 2320B
QC Batch Method: SM 2320B Analysis Description: 2320B Alkalinity
Associated Lab Samples: 60218288026

METHOD BLANK: 1757058 Matrix: Water
Associated Lab Samples: 60218288026

Parameter	Units	Blank Result	Reporting Limit	MDL	Analyzed	Qualifiers
Alkalinity, Carbonate (CaCO3)	mg/L	ND	20.0	2.0	05/13/16 11:58	
Alkalinity, Total as CaCO3	mg/L	ND	20.0	2.0	05/13/16 11:58	
Alkalinity,Bicarbonate (CaCO3)	mg/L	ND	20.0	2.0	05/13/16 11:58	

LABORATORY CONTROL SAMPLE: 1757059

Parameter	Units	Spike Conc.	LCS Result	LCS % Rec	% Rec Limits	Qualifiers
Alkalinity, Total as CaCO3	mg/L	500	454	91	90-110	

SAMPLE DUPLICATE: 1757060

Parameter	Units	60218651005 Result	Dup Result	RPD	Max RPD	Qualifiers
Alkalinity, Carbonate (CaCO3)	mg/L	ND	ND		10	
Alkalinity, Total as CaCO3	mg/L	312	332	6	10	
Alkalinity,Bicarbonate (CaCO3)	mg/L	312	332	6	10	

SAMPLE DUPLICATE: 1757061

Parameter	Units	60218651009 Result	Dup Result	RPD	Max RPD	Qualifiers
Alkalinity, Carbonate (CaCO3)	mg/L	ND	152		10	
Alkalinity, Total as CaCO3	mg/L	839	886	6	10	
Alkalinity,Bicarbonate (CaCO3)	mg/L	697	734	5	10	

Results presented on this page are in the units indicated by the "Units" column except where an alternate unit is presented to the right of the result.

REPORT OF LABORATORY ANALYSIS

This report shall not be reproduced, except in full,
without the written consent of Pace Analytical Services, Inc..

Pace Analytical Services, Inc.
9608 Loiret Blvd.
Lenexa, KS 66219
(913)599-5665

QUALITY CONTROL DATA

Project: FORT SMITH, AR
Pace Project No.: 60218288

QC Batch: WET/61613 Analysis Method: SM 4500-S-2 D
QC Batch Method: SM 4500-S-2 D Analysis Description: 4500S2D Sulfide, Total
Associated Lab Samples: 60218288001, 60218288002, 60218288003, 60218288004, 60218288005, 60218288006, 60218288007, 60218288008, 60218288010

METHOD BLANK: 1752003 Matrix: Water
Associated Lab Samples: 60218288001, 60218288002, 60218288003, 60218288004, 60218288005, 60218288006, 60218288007, 60218288008, 60218288010

Parameter	Units	Blank Result	Reporting Limit	MDL	Analyzed	Qualifiers
Sulfide, Total	mg/L	ND	0.050	0.012	05/05/16 14:17	

LABORATORY CONTROL SAMPLE: 1752004

Parameter	Units	Spike Conc.	LCS Result	LCS % Rec	% Rec Limits	Qualifiers
Sulfide, Total	mg/L	.5	0.50	100	80-120	

MATRIX SPIKE & MATRIX SPIKE DUPLICATE: 1752005 1752006

Parameter	Units	60218234001 Result	MS Spike Conc.	MSD Spike Conc.	MS Result	MSD Result	MS % Rec	MSD % Rec	% Rec Limits	RPD	Max RPD	Qual
Sulfide, Total	mg/L	140	50	50	179	180	77	79	75-125	1	20	

SAMPLE DUPLICATE: 1752007

Parameter	Units	60218288001 Result	Dup Result	RPD	Max RPD	Qualifiers
Sulfide, Total	mg/L	ND	ND		20	

SAMPLE DUPLICATE: 1752008

Parameter	Units	60218288010 Result	Dup Result	RPD	Max RPD	Qualifiers
Sulfide, Total	mg/L	ND	ND		20	

Results presented on this page are in the units indicated by the "Units" column except where an alternate unit is presented to the right of the result.

REPORT OF LABORATORY ANALYSIS

This report shall not be reproduced, except in full,
without the written consent of Pace Analytical Services, Inc..

Pace Analytical Services, Inc.
9608 Loiret Blvd.
Lenexa, KS 66219
(913)599-5665

QUALITY CONTROL DATA

Project: FORT SMITH, AR
Pace Project No.: 60218288

QC Batch: WET/61627 Analysis Method: SM 4500-S-2 D
QC Batch Method: SM 4500-S-2 D Analysis Description: 4500S2D Sulfide, Total
Associated Lab Samples: 60218288015, 60218288017, 60218288018, 60218288019, 60218288020, 60218288022, 60218288023, 60218288025

METHOD BLANK: 1752523 Matrix: Water
Associated Lab Samples: 60218288015, 60218288017, 60218288018, 60218288019, 60218288020, 60218288022, 60218288023, 60218288025

Parameter	Units	Blank Result	Reporting Limit	MDL	Analyzed	Qualifiers
Sulfide, Total	mg/L	ND	0.050	0.012	05/06/16 17:32	

LABORATORY CONTROL SAMPLE: 1752524

Parameter	Units	Spike Conc.	LCS Result	LCS % Rec	% Rec Limits	Qualifiers
Sulfide, Total	mg/L	.5	0.50	99	80-120	

MATRIX SPIKE & MATRIX SPIKE DUPLICATE: 1752525 1752526

Parameter	Units	60218344001 Result	MS Spike Conc.	MSD Spike Conc.	MS Result	MSD Result	MS % Rec	MSD % Rec	% Rec Limits	RPD	Max RPD	Qual
Sulfide, Total	mg/L	ND	.5	.5	0.033J	0.041J	7	8	75-125		20	M1

SAMPLE DUPLICATE: 1752527

Parameter	Units	60218288015 Result	Dup Result	RPD	Max RPD	Qualifiers
Sulfide, Total	mg/L	ND	ND		20	

SAMPLE DUPLICATE: 1752528

Parameter	Units	60218298004 Result	Dup Result	RPD	Max RPD	Qualifiers
Sulfide, Total	mg/L	ND	ND		20	

Results presented on this page are in the units indicated by the "Units" column except where an alternate unit is presented to the right of the result.

REPORT OF LABORATORY ANALYSIS

This report shall not be reproduced, except in full,
without the written consent of Pace Analytical Services, Inc..

Pace Analytical Services, Inc.
9608 Loiret Blvd.
Lenexa, KS 66219
(913)599-5665

QUALITY CONTROL DATA

Project: FORT SMITH, AR
Pace Project No.: 60218288

QC Batch: WET/61671
QC Batch Method: SM 4500-S-2 D
Analysis Method: SM 4500-S-2 D
Analysis Description: 4500S2D Sulfide, Total
Associated Lab Samples: 60218288026

METHOD BLANK: 1754787 Matrix: Water
Associated Lab Samples: 60218288026

Parameter	Units	Blank Result	Reporting Limit	MDL	Analyzed	Qualifiers
Sulfide, Total	mg/L	ND	0.050	0.012	05/09/16 13:04	

LABORATORY CONTROL SAMPLE: 1754788

Parameter	Units	Spike Conc.	LCS Result	LCS % Rec	% Rec Limits	Qualifiers
Sulfide, Total	mg/L	.5	0.51	102	80-120	

MATRIX SPIKE & MATRIX SPIKE DUPLICATE: 1754789 1754790

Parameter	Units	60218308004 Result	MS Spike Conc.	MSD Spike Conc.	MS Result	MSD Result	MS % Rec	MSD % Rec	% Rec Limits	RPD	Max RPD	Qual
Sulfide, Total	mg/L	ND	.5	.5	0.59	0.58	118	116	75-125	2	20	

SAMPLE DUPLICATE: 1754791

Parameter	Units	60218308003 Result	Dup Result	RPD	Max RPD	Qualifiers
Sulfide, Total	mg/L	ND	ND		20	

Results presented on this page are in the units indicated by the "Units" column except where an alternate unit is presented to the right of the result.

REPORT OF LABORATORY ANALYSIS

This report shall not be reproduced, except in full,
without the written consent of Pace Analytical Services, Inc..

Pace Analytical Services, Inc.
9608 Loiret Blvd.
Lenexa, KS 66219
(913)599-5665

QUALITY CONTROL DATA

Project: FORT SMITH, AR
Pace Project No.: 60218288

QC Batch: WETA/39333 Analysis Method: EPA 300.0
QC Batch Method: EPA 300.0 Analysis Description: 300.0 IC Anions
Associated Lab Samples: 60218288002, 60218288003, 60218288005, 60218288006, 60218288007, 60218288008

METHOD BLANK: 1753322 Matrix: Water
Associated Lab Samples: 60218288002, 60218288003, 60218288005, 60218288006, 60218288007, 60218288008

Parameter	Units	Blank Result	Reporting Limit	MDL	Analyzed	Qualifiers
Sulfate	mg/L	ND	1.0	0.25	05/06/16 20:54	

LABORATORY CONTROL SAMPLE: 1753323

Parameter	Units	Spike Conc.	LCS Result	LCS % Rec	% Rec Limits	Qualifiers
Sulfate	mg/L	5	4.9	99	90-110	

MATRIX SPIKE SAMPLE: 1753326

Parameter	Units	60218288002 Result	Spike Conc.	MS Result	MS % Rec	% Rec Limits	Qualifiers
Sulfate	mg/L	1.8	5	6.6	97	80-120	

Results presented on this page are in the units indicated by the "Units" column except where an alternate unit is presented to the right of the result.

REPORT OF LABORATORY ANALYSIS

This report shall not be reproduced, except in full,
without the written consent of Pace Analytical Services, Inc..

Pace Analytical Services, Inc.
9608 Loiret Blvd.
Lenexa, KS 66219
(913)599-5665

QUALITY CONTROL DATA

Project: FORT SMITH, AR
Pace Project No.: 60218288

QC Batch: WETA/39341 Analysis Method: EPA 300.0
QC Batch Method: EPA 300.0 Analysis Description: 300.0 IC Anions
Associated Lab Samples: 60218288001, 60218288002, 60218288003, 60218288004, 60218288005, 60218288006, 60218288007, 60218288008, 60218288010, 60218288015, 60218288017, 60218288018, 60218288020, 60218288022, 60218288023, 60218288025

METHOD BLANK: 1753904 Matrix: Water
Associated Lab Samples: 60218288001, 60218288002, 60218288003, 60218288004, 60218288005, 60218288006, 60218288007, 60218288008, 60218288010, 60218288015, 60218288017, 60218288018, 60218288020, 60218288022, 60218288023, 60218288025

Parameter	Units	Blank Result	Reporting Limit	MDL	Analyzed	Qualifiers
Chloride	mg/L	ND	1.0	0.50	05/07/16 14:05	
Sulfate	mg/L	ND	1.0	0.25	05/07/16 14:05	

LABORATORY CONTROL SAMPLE: 1753905

Parameter	Units	Spike Conc.	LCS Result	LCS % Rec	% Rec Limits	Qualifiers
Chloride	mg/L	5	4.7	94	90-110	
Sulfate	mg/L	5	4.9	97	90-110	

MATRIX SPIKE & MATRIX SPIKE DUPLICATE: 1753906 1753907

Parameter	Units	60218288001 Result	MS Spike Conc.	MSD Spike Conc.	MS Result	MSD Result	MS % Rec	MSD % Rec	% Rec Limits	RPD	Max RPD	Qual
Chloride	mg/L	107	50	50	160	158	106	103	80-120	1	15	
Sulfate	mg/L	69.2	50	50	119	118	99	98	80-120	1	15	

MATRIX SPIKE SAMPLE: 1753908

Parameter	Units	60218288002 Result	Spike Conc.	MS Result	MS % Rec	% Rec Limits	Qualifiers
Chloride	mg/L	258	100	378	120	80-120	
Sulfate	mg/L	1.8		97.0			

Results presented on this page are in the units indicated by the "Units" column except where an alternate unit is presented to the right of the result.

REPORT OF LABORATORY ANALYSIS

This report shall not be reproduced, except in full,
without the written consent of Pace Analytical Services, Inc..

Pace Analytical Services, Inc.
9608 Loiret Blvd.
Lenexa, KS 66219
(913)599-5665

QUALITY CONTROL DATA

Project: FORT SMITH, AR
Pace Project No.: 60218288

QC Batch: WETA/39344 Analysis Method: EPA 300.0
QC Batch Method: EPA 300.0 Analysis Description: 300.0 IC Anions
Associated Lab Samples: 60218288019

METHOD BLANK: 1754339 Matrix: Water
Associated Lab Samples: 60218288019

Parameter	Units	Blank Result	Reporting Limit	MDL	Analyzed	Qualifiers
Chloride	mg/L	ND	1.0	0.50	05/08/16 09:50	
Sulfate	mg/L	ND	1.0	0.25	05/08/16 09:50	

LABORATORY CONTROL SAMPLE: 1754340

Parameter	Units	Spike Conc.	LCS Result	LCS % Rec	% Rec Limits	Qualifiers
Chloride	mg/L	5	4.6	92	90-110	
Sulfate	mg/L	5	4.8	96	90-110	

MATRIX SPIKE SAMPLE: 1754341

Parameter	Units	60218194001 Result	Spike Conc.	MS Result	MS % Rec	% Rec Limits	Qualifiers
Chloride	mg/L	352	250	604	101	80-120	
Sulfate	mg/L	131	50	185	108	80-120	

MATRIX SPIKE SAMPLE: 1754342

Parameter	Units	60218288019 Result	Spike Conc.	MS Result	MS % Rec	% Rec Limits	Qualifiers
Chloride	mg/L	94.5	100	193	99	80-120	
Sulfate	mg/L	6380	2500	9050	107	80-120	

Results presented on this page are in the units indicated by the "Units" column except where an alternate unit is presented to the right of the result.

REPORT OF LABORATORY ANALYSIS

This report shall not be reproduced, except in full,
without the written consent of Pace Analytical Services, Inc..

Pace Analytical Services, Inc.
9608 Loiret Blvd.
Lenexa, KS 66219
(913)599-5665

QUALITY CONTROL DATA

Project: FORT SMITH, AR
Pace Project No.: 60218288

QC Batch: WETA/39350 Analysis Method: EPA 300.0
QC Batch Method: EPA 300.0 Analysis Description: 300.0 IC Anions
Associated Lab Samples: 60218288026

METHOD BLANK: 1754368 Matrix: Water
Associated Lab Samples: 60218288026

Parameter	Units	Blank Result	Reporting Limit	MDL	Analyzed	Qualifiers
Chloride	mg/L	ND	1.0	0.50	05/10/16 09:03	
Sulfate	mg/L	ND	1.0	0.25	05/10/16 09:03	

LABORATORY CONTROL SAMPLE: 1754369

Parameter	Units	Spike Conc.	LCS Result	LCS % Rec	% Rec Limits	Qualifiers
Chloride	mg/L	5	4.7	94	90-110	
Sulfate	mg/L	5	4.8	96	90-110	

MATRIX SPIKE & MATRIX SPIKE DUPLICATE: 1754370 1754371

Parameter	Units	60218288026 Result	MS Spike Conc.	MSD Spike Conc.	MS Result	MSD Result	MS % Rec	MSD % Rec	% Rec Limits	RPD	Max RPD	Qual
Chloride	mg/L	227	100	100	308	309	81	82	80-120	0	15	
Sulfate	mg/L	1780	1000	1000	2800	2800	102	103	80-120	0	15	

MATRIX SPIKE SAMPLE: 1754373

Parameter	Units	60218387020 Result	Spike Conc.	MS Result	MS % Rec	% Rec Limits	Qualifiers
Chloride	mg/L	105	50	156	102	80-120	
Sulfate	mg/L	20.7	10	30.7	100	80-120	

Results presented on this page are in the units indicated by the "Units" column except where an alternate unit is presented to the right of the result.

REPORT OF LABORATORY ANALYSIS

This report shall not be reproduced, except in full,
without the written consent of Pace Analytical Services, Inc..

Pace Analytical Services, Inc.
9608 Loiret Blvd.
Lenexa, KS 66219
(913)599-5665

QUALITY CONTROL DATA

Project: FORT SMITH, AR
Pace Project No.: 60218288

QC Batch: WETA/39374 Analysis Method: EPA 350.1
QC Batch Method: EPA 350.1 Analysis Description: 350.1 Ammonia
Associated Lab Samples: 60218288001, 60218288002, 60218288003, 60218288004, 60218288005, 60218288006, 60218288007, 60218288008, 60218288010, 60218288015, 60218288017, 60218288018, 60218288019, 60218288020, 60218288022, 60218288023, 60218288025, 60218288026

METHOD BLANK: 1754832 Matrix: Water
Associated Lab Samples: 60218288001, 60218288002, 60218288003, 60218288004, 60218288005, 60218288006, 60218288007, 60218288008, 60218288010, 60218288015, 60218288017, 60218288018, 60218288019, 60218288020, 60218288022, 60218288023, 60218288025, 60218288026

Parameter	Units	Blank Result	Reporting Limit	MDL	Analyzed	Qualifiers
Nitrogen, Ammonia	mg/L	ND	0.10	0.046	05/09/16 17:48	

LABORATORY CONTROL SAMPLE: 1754833

Parameter	Units	Spike Conc.	LCS Result	LCS % Rec	% Rec Limits	Qualifiers
Nitrogen, Ammonia	mg/L	5	5.1	102	90-110	

MATRIX SPIKE SAMPLE: 1754834

Parameter	Units	60218288001 Result	Spike Conc.	MS Result	MS % Rec	% Rec Limits	Qualifiers
Nitrogen, Ammonia	mg/L	ND	5	5.0	100	90-110	

MATRIX SPIKE SAMPLE: 1754836

Parameter	Units	60218294001 Result	Spike Conc.	MS Result	MS % Rec	% Rec Limits	Qualifiers
Nitrogen, Ammonia	mg/L	ND	5	5.2	104	90-110	

SAMPLE DUPLICATE: 1754835

Parameter	Units	60218288002 Result	Dup Result	RPD	Max RPD	Qualifiers
Nitrogen, Ammonia	mg/L	ND	ND		18	

Results presented on this page are in the units indicated by the "Units" column except where an alternate unit is presented to the right of the result.

REPORT OF LABORATORY ANALYSIS

This report shall not be reproduced, except in full,
without the written consent of Pace Analytical Services, Inc..

Pace Analytical Services, Inc.
9608 Loiret Blvd.
Lenexa, KS 66219
(913)599-5665

QUALITY CONTROL DATA

Project: FORT SMITH, AR
Pace Project No.: 60218288

QC Batch: WETA/39308 Analysis Method: EPA 353.2
QC Batch Method: EPA 353.2 Analysis Description: 353.2 Nitrate + Nitrite, Unpres.
Associated Lab Samples: 60218288001, 60218288002, 60218288006

METHOD BLANK: 1751672 Matrix: Water
Associated Lab Samples: 60218288001, 60218288002, 60218288006

Parameter	Units	Blank Result	Reporting Limit	MDL	Analyzed	Qualifiers
Nitrogen, Nitrate	mg/L	ND	0.10	0.012	05/04/16 14:39	
Nitrogen, Nitrite	mg/L	ND	0.10	0.010	05/04/16 14:39	
Nitrogen, NO2 plus NO3	mg/L	ND	0.10	0.012	05/04/16 14:39	

LABORATORY CONTROL SAMPLE: 1751673

Parameter	Units	Spike Conc.	LCS Result	LCS % Rec	% Rec Limits	Qualifiers
Nitrogen, Nitrate	mg/L	1.6	1.5	96	85-115	
Nitrogen, Nitrite	mg/L	.4	0.38	96	90-110	
Nitrogen, NO2 plus NO3	mg/L	2	1.9	96	90-110	

MATRIX SPIKE SAMPLE: 1751674

Parameter	Units	60218184008 Result	Spike Conc.	MS Result	MS % Rec	% Rec Limits	Qualifiers
Nitrogen, Nitrate	mg/L	0.31	1.6	1.9	100	85-115	
Nitrogen, Nitrite	mg/L	ND	.4	0.43	107	90-110	
Nitrogen, NO2 plus NO3	mg/L	0.31	2	2.3	101	90-110	

MATRIX SPIKE SAMPLE: 1751676

Parameter	Units	60218294003 Result	Spike Conc.	MS Result	MS % Rec	% Rec Limits	Qualifiers
Nitrogen, Nitrate	mg/L	0.062J	1.6	1.6	97	85-115	
Nitrogen, Nitrite	mg/L	ND	.4	0.41	102	90-110	
Nitrogen, NO2 plus NO3	mg/L	0.062J	2	2.0	98	90-110	

SAMPLE DUPLICATE: 1751675

Parameter	Units	60218254002 Result	Dup Result	RPD	Max RPD	Qualifiers
Nitrogen, Nitrate	mg/L	<0.10	ND		20	
Nitrogen, Nitrite	mg/L	<0.10	ND		20	
Nitrogen, NO2 plus NO3	mg/L	<0.10	ND		20	

Results presented on this page are in the units indicated by the "Units" column except where an alternate unit is presented to the right of the result.

REPORT OF LABORATORY ANALYSIS

This report shall not be reproduced, except in full,
without the written consent of Pace Analytical Services, Inc..

Pace Analytical Services, Inc.
9608 Loiret Blvd.
Lenexa, KS 66219
(913)599-5665

QUALITY CONTROL DATA

Project: FORT SMITH, AR
Pace Project No.: 60218288

QC Batch: WETA/39314 Analysis Method: EPA 353.2
QC Batch Method: EPA 353.2 Analysis Description: 353.2 Nitrate + Nitrite, Unpres.
Associated Lab Samples: 60218288003, 60218288004, 60218288005, 60218288008, 60218288010, 60218288015, 60218288017, 60218288018, 60218288019, 60218288020, 60218288022, 60218288023

METHOD BLANK: 1751935 Matrix: Water
Associated Lab Samples: 60218288003, 60218288004, 60218288005, 60218288008, 60218288010, 60218288015, 60218288017, 60218288018, 60218288019, 60218288020, 60218288022, 60218288023

Parameter	Units	Blank Result	Reporting Limit	MDL	Analyzed	Qualifiers
Nitrogen, Nitrate	mg/L	ND	0.10	0.012	05/04/16 16:19	
Nitrogen, Nitrite	mg/L	ND	0.10	0.010	05/04/16 16:19	
Nitrogen, NO2 plus NO3	mg/L	ND	0.10	0.012	05/04/16 16:19	

LABORATORY CONTROL SAMPLE: 1751936

Parameter	Units	Spike Conc.	LCS Result	LCS % Rec	% Rec Limits	Qualifiers
Nitrogen, Nitrate	mg/L	1.6	1.6	97	85-115	
Nitrogen, Nitrite	mg/L	.4	0.38	96	90-110	
Nitrogen, NO2 plus NO3	mg/L	2	1.9	97	90-110	

MATRIX SPIKE SAMPLE: 1751937

Parameter	Units	60218288022 Result	Spike Conc.	MS Result	MS % Rec	% Rec Limits	Qualifiers
Nitrogen, Nitrate	mg/L	0.019J	1.6	1.5	93	85-115	
Nitrogen, Nitrite	mg/L	ND	.4	0.37	92	90-110	
Nitrogen, NO2 plus NO3	mg/L	0.019J	2	1.9	93	90-110	

MATRIX SPIKE SAMPLE: 1751939

Parameter	Units	60218288010 Result	Spike Conc.	MS Result	MS % Rec	% Rec Limits	Qualifiers
Nitrogen, Nitrate	mg/L	ND	1.6	1.6	99	85-115	
Nitrogen, Nitrite	mg/L	ND	.4	0.39	96	90-110	
Nitrogen, NO2 plus NO3	mg/L	ND	2	2.0	98	90-110	

SAMPLE DUPLICATE: 1751938

Parameter	Units	60218294002 Result	Dup Result	RPD	Max RPD	Qualifiers
Nitrogen, Nitrate	mg/L	0.54	0.56	2	20	
Nitrogen, Nitrite	mg/L	ND	ND		20	
Nitrogen, NO2 plus NO3	mg/L	0.54	0.56	2	20	

Results presented on this page are in the units indicated by the "Units" column except where an alternate unit is presented to the right of the result.

REPORT OF LABORATORY ANALYSIS

This report shall not be reproduced, except in full,
without the written consent of Pace Analytical Services, Inc..

Pace Analytical Services, Inc.
9608 Loiret Blvd.
Lenexa, KS 66219
(913)599-5665

QUALITY CONTROL DATA

Project: FORT SMITH, AR
Pace Project No.: 60218288

QC Batch: WETA/39318 Analysis Method: EPA 353.2
QC Batch Method: EPA 353.2 Analysis Description: 353.2 Nitrate + Nitrite, Unpres.
Associated Lab Samples: 60218288007, 60218288025, 60218288026

METHOD BLANK: 1752157 Matrix: Water
Associated Lab Samples: 60218288007, 60218288025, 60218288026

Parameter	Units	Blank Result	Reporting Limit	MDL	Analyzed	Qualifiers
Nitrogen, Nitrate	mg/L	ND	0.10	0.012	05/05/16 09:56	
Nitrogen, Nitrite	mg/L	ND	0.10	0.010	05/05/16 09:56	
Nitrogen, NO2 plus NO3	mg/L	ND	0.10	0.012	05/05/16 09:56	

LABORATORY CONTROL SAMPLE: 1752158

Parameter	Units	Spike Conc.	LCS Result	LCS % Rec	% Rec Limits	Qualifiers
Nitrogen, Nitrate	mg/L	1.6	1.7	107	85-115	
Nitrogen, Nitrite	mg/L	.4	0.39	97	90-110	
Nitrogen, NO2 plus NO3	mg/L	2	2.1	105	90-110	

MATRIX SPIKE SAMPLE: 1752372

Parameter	Units	60218365002 Result	Spike Conc.	MS Result	MS % Rec	% Rec Limits	Qualifiers
Nitrogen, Nitrate	mg/L	2.8	1.6	4.2	89	85-115	
Nitrogen, Nitrite	mg/L	ND	.4	0.60	126	90-110	M1
Nitrogen, NO2 plus NO3	mg/L	2.9	2	4.8	97	90-110	

SAMPLE DUPLICATE: 1752160

Parameter	Units	60218288007 Result	Dup Result	RPD	Max RPD	Qualifiers
Nitrogen, Nitrate	mg/L	ND	ND		20	
Nitrogen, Nitrite	mg/L	ND	ND		20	
Nitrogen, NO2 plus NO3	mg/L	ND	ND		20	

Results presented on this page are in the units indicated by the "Units" column except where an alternate unit is presented to the right of the result.

REPORT OF LABORATORY ANALYSIS

This report shall not be reproduced, except in full,
without the written consent of Pace Analytical Services, Inc..

Pace Analytical Services, Inc.
9608 Loiret Blvd.
Lenexa, KS 66219
(913)599-5665

QUALITY CONTROL DATA

Project: FORT SMITH, AR
Pace Project No.: 60218288

QC Batch: WETA/39368 Analysis Method: SM 5310C
QC Batch Method: SM 5310C Analysis Description: 5310C Total Organic Carbon
Associated Lab Samples: 60218288001, 60218288002

METHOD BLANK: 1754461 Matrix: Water
Associated Lab Samples: 60218288001, 60218288002

Parameter	Units	Blank Result	Reporting Limit	MDL	Analyzed	Qualifiers
Total Organic Carbon	mg/L	ND	1.0	0.054	05/09/16 16:46	

LABORATORY CONTROL SAMPLE: 1754462

Parameter	Units	Spike Conc.	LCS Result	LCS % Rec	% Rec Limits	Qualifiers
Total Organic Carbon	mg/L	5	4.5	90	80-120	

MATRIX SPIKE SAMPLE: 1754463

Parameter	Units	60218184006 Result	Spike Conc.	MS Result	MS % Rec	% Rec Limits	Qualifiers
Total Organic Carbon	mg/L	0.72J	5	5.2	89	80-120	

SAMPLE DUPLICATE: 1754464

Parameter	Units	60218184012 Result	Dup Result	RPD	Max RPD	Qualifiers
Total Organic Carbon	mg/L	0.31J	0.32J		25	

Results presented on this page are in the units indicated by the "Units" column except where an alternate unit is presented to the right of the result.

REPORT OF LABORATORY ANALYSIS

This report shall not be reproduced, except in full,
without the written consent of Pace Analytical Services, Inc..

Pace Analytical Services, Inc.
9608 Loiret Blvd.
Lenexa, KS 66219
(913)599-5665

QUALITY CONTROL DATA

Project: FORT SMITH, AR
Pace Project No.: 60218288

QC Batch: WETA/39388 Analysis Method: SM 5310C
QC Batch Method: SM 5310C Analysis Description: 5310C Total Organic Carbon
Associated Lab Samples: 60218288003, 60218288004, 60218288005, 60218288006, 60218288007, 60218288008, 60218288010, 60218288015, 60218288017, 60218288018, 60218288019, 60218288020, 60218288022, 60218288023, 60218288025

METHOD BLANK: 1755250 Matrix: Water
Associated Lab Samples: 60218288003, 60218288004, 60218288005, 60218288006, 60218288007, 60218288008, 60218288010, 60218288015, 60218288017, 60218288018, 60218288019, 60218288020, 60218288022, 60218288023, 60218288025

Parameter	Units	Blank Result	Reporting Limit	MDL	Analyzed	Qualifiers
Total Organic Carbon	mg/L	0.15J	1.0	0.054	05/10/16 09:49	

LABORATORY CONTROL SAMPLE: 1755251

Parameter	Units	Spike Conc.	LCS Result	LCS % Rec	% Rec Limits	Qualifiers
Total Organic Carbon	mg/L	5	4.6	92	80-120	

MATRIX SPIKE SAMPLE: 1755252

Parameter	Units	60218184009 Result	Spike Conc.	MS Result	MS % Rec	% Rec Limits	Qualifiers
Total Organic Carbon	mg/L	0.51J	5	3.7	64	80-120	M1

SAMPLE DUPLICATE: 1755253

Parameter	Units	60218350001 Result	Dup Result	RPD	Max RPD	Qualifiers
Total Organic Carbon	mg/L	8.8	8.5	3	25	

Results presented on this page are in the units indicated by the "Units" column except where an alternate unit is presented to the right of the result.

REPORT OF LABORATORY ANALYSIS

This report shall not be reproduced, except in full,
without the written consent of Pace Analytical Services, Inc..

Pace Analytical Services, Inc.
9608 Loiret Blvd.
Lenexa, KS 66219
(913)599-5665

QUALITY CONTROL DATA

Project: FORT SMITH, AR
Pace Project No.: 60218288

QC Batch: WETA/39414 Analysis Method: SM 5310C
QC Batch Method: SM 5310C Analysis Description: 5310C Total Organic Carbon
Associated Lab Samples: 60218288026

METHOD BLANK: 1756062 Matrix: Water
Associated Lab Samples: 60218288026

Parameter	Units	Blank Result	Reporting Limit	MDL	Analyzed	Qualifiers
Total Organic Carbon	mg/L	ND	1.0	0.054	05/11/16 09:36	

LABORATORY CONTROL SAMPLE: 1756063

Parameter	Units	Spike Conc.	LCS Result	LCS % Rec	% Rec Limits	Qualifiers
Total Organic Carbon	mg/L	5	4.2	84	80-120	

MATRIX SPIKE SAMPLE: 1756064

Parameter	Units	60218294004 Result	Spike Conc.	MS Result	MS % Rec	% Rec Limits	Qualifiers
Total Organic Carbon	mg/L	0.76J	5	5.3	92	80-120	

SAMPLE DUPLICATE: 1756065

Parameter	Units	60218294004 Result	Dup Result	RPD	Max RPD	Qualifiers
Total Organic Carbon	mg/L	0.76J	0.49J		25	

Results presented on this page are in the units indicated by the "Units" column except where an alternate unit is presented to the right of the result.

REPORT OF LABORATORY ANALYSIS

This report shall not be reproduced, except in full,
without the written consent of Pace Analytical Services, Inc..

Pace Analytical Services, Inc.
9608 Loiret Blvd.
Lenexa, KS 66219
(913)599-5665

QUALITY CONTROL DATA

Project: FORT SMITH, AR
Pace Project No.: 60218288

QC Batch: WETA/39438 Analysis Method: SM 5310C
QC Batch Method: SM 5310C Analysis Description: 5310C Dissolved Organic Carbon
Associated Lab Samples: 60218288007, 60218288008

METHOD BLANK: 1756858 Matrix: Water
Associated Lab Samples: 60218288007, 60218288008

Parameter	Units	Blank Result	Reporting Limit	MDL	Analyzed	Qualifiers
Dissolved Organic Carbon	mg/L	ND	1.0	0.054	05/12/16 10:09	

LABORATORY CONTROL SAMPLE: 1756859

Parameter	Units	Spike Conc.	LCS Result	LCS % Rec	% Rec Limits	Qualifiers
Dissolved Organic Carbon	mg/L	5	4.1	81	80-120	

MATRIX SPIKE SAMPLE: 1756860

Parameter	Units	60218387004 Result	Spike Conc.	MS Result	MS % Rec	% Rec Limits	Qualifiers
Dissolved Organic Carbon	mg/L	0.57J	5	4.2	73	80-120	M1

SAMPLE DUPLICATE: 1756861

Parameter	Units	60218288008 Result	Dup Result	RPD	Max RPD	Qualifiers
Dissolved Organic Carbon	mg/L	2.5	2.5	0	25	

Results presented on this page are in the units indicated by the "Units" column except where an alternate unit is presented to the right of the result.

REPORT OF LABORATORY ANALYSIS

This report shall not be reproduced, except in full,
without the written consent of Pace Analytical Services, Inc..

Pace Analytical Services, Inc.
9608 Loiret Blvd.
Lenexa, KS 66219
(913)599-5665

QUALITY CONTROL DATA

Project: FORT SMITH, AR
Pace Project No.: 60218288

QC Batch: WETA/11465 Analysis Method: SM 4500-P E
QC Batch Method: SM4500-P B Analysis Description: SM4500P-E, Total Phosphorus
Associated Lab Samples: 60218288001, 60218288002, 60218288003, 60218288004, 60218288005, 60218288006, 60218288007, 60218288008, 60218288010, 60218288015, 60218288017, 60218288018, 60218288019, 60218288020, 60218288022, 60218288023

METHOD BLANK: 226666 Matrix: Water
Associated Lab Samples: 60218288001, 60218288002, 60218288003, 60218288004, 60218288005, 60218288006, 60218288007, 60218288008, 60218288010, 60218288015, 60218288017, 60218288018, 60218288019, 60218288020, 60218288022, 60218288023

Parameter	Units	Blank Result	Reporting Limit	MDL	Analyzed	Qualifiers
Phosphate as P04	mg/L	ND	0.030	0.010	05/12/16 11:04	

LABORATORY CONTROL SAMPLE: 226667

Parameter	Units	Spike Conc.	LCS Result	LCS % Rec	% Rec Limits	Qualifiers
Phosphate as P04	mg/L	1.5	1.4	90	80-120	

MATRIX SPIKE & MATRIX SPIKE DUPLICATE: 226668 226669

Parameter	Units	60218294001 Result	MS Spike Conc.	MSD Spike Conc.	MS Result	MSD Result	MS % Rec	MSD % Rec	% Rec Limits	RPD	Max RPD	Qual
Phosphate as P04	mg/L	0.17	1.5	1.5	1.6	1.6	91	92	80-120	1	20	

MATRIX SPIKE & MATRIX SPIKE DUPLICATE: 226670 226671

Parameter	Units	60218294002 Result	MS Spike Conc.	MSD Spike Conc.	MS Result	MSD Result	MS % Rec	MSD % Rec	% Rec Limits	RPD	Max RPD	Qual
Phosphate as P04	mg/L	0.11	1.5	1.5	1.5	1.5	92	91	80-120	0	20	

Results presented on this page are in the units indicated by the "Units" column except where an alternate unit is presented to the right of the result.

REPORT OF LABORATORY ANALYSIS

This report shall not be reproduced, except in full,
without the written consent of Pace Analytical Services, Inc..

Pace Analytical Services, Inc.
9608 Loiret Blvd.
Lenexa, KS 66219
(913)599-5665

QUALITY CONTROL DATA

Project: FORT SMITH, AR
Pace Project No.: 60218288

QC Batch: WETA/11490 Analysis Method: SM 4500-P E
QC Batch Method: SM4500-P B Analysis Description: SM4500P-E, Total Phosphorus
Associated Lab Samples: 60218288025, 60218288026

METHOD BLANK: 227155 Matrix: Water
Associated Lab Samples: 60218288025, 60218288026

Parameter	Units	Blank Result	Reporting Limit	MDL	Analyzed	Qualifiers
Phosphate as P04	mg/L	0.014J	0.030	0.010	05/13/16 12:50	

LABORATORY CONTROL SAMPLE: 227156

Parameter	Units	Spike Conc.	LCS Result	LCS % Rec	% Rec Limits	Qualifiers
Phosphate as P04	mg/L	1.5	1.4	94	80-120	

MATRIX SPIKE & MATRIX SPIKE DUPLICATE: 227157 227158

Parameter	Units	60218288025 Result	MS Spike Conc.	MSD Spike Conc.	MS Result	MSD Result	MS % Rec	MSD % Rec	% Rec Limits	RPD	Max RPD	Qual
Phosphate as P04	mg/L	0.036	1.5	1.5	1.4	1.3	87	85	80-120	3	20	

MATRIX SPIKE & MATRIX SPIKE DUPLICATE: 227159 227160

Parameter	Units	60218387002 Result	MS Spike Conc.	MSD Spike Conc.	MS Result	MSD Result	MS % Rec	MSD % Rec	% Rec Limits	RPD	Max RPD	Qual
Phosphate as P04	mg/L	0.066	1.5	1.5	1.4	1.4	87	84	80-120	2	20	

Results presented on this page are in the units indicated by the "Units" column except where an alternate unit is presented to the right of the result.

REPORT OF LABORATORY ANALYSIS

This report shall not be reproduced, except in full,
without the written consent of Pace Analytical Services, Inc..

Pace Analytical Services, Inc.
9608 Loiret Blvd.
Lenexa, KS 66219
(913)599-5665

QUALIFIERS

Project: FORT SMITH, AR
Pace Project No.: 60218288

DEFINITIONS

DF - Dilution Factor, if reported, represents the factor applied to the reported data due to dilution of the sample aliquot.

ND - Not Detected at or above adjusted reporting limit.

J - Estimated concentration above the adjusted method detection limit and below the adjusted reporting limit.

MDL - Adjusted Method Detection Limit.

PQL - Practical Quantitation Limit.

RL - Reporting Limit.

S - Surrogate

1,2-Diphenylhydrazine decomposes to and cannot be separated from Azobenzene using Method 8270. The result for each analyte is a combined concentration.

Consistent with EPA guidelines, unrounded data are displayed and have been used to calculate % recovery and RPD values.

LCS(D) - Laboratory Control Sample (Duplicate)

MS(D) - Matrix Spike (Duplicate)

DUP - Sample Duplicate

RPD - Relative Percent Difference

NC - Not Calculable.

SG - Silica Gel - Clean-Up

U - Indicates the compound was analyzed for, but not detected.

N-Nitrosodiphenylamine decomposes and cannot be separated from Diphenylamine using Method 8270. The result reported for each analyte is a combined concentration.

Pace Analytical is TNI accredited. Contact your Pace PM for the current list of accredited analytes.

TNI - The NELAC Institute.

LABORATORIES

PASI-D	Pace Analytical Services - Dallas
PASI-K	Pace Analytical Services - Kansas City

BATCH QUALIFIERS

Batch: MSV/75619
[M5] A matrix spike/matrix spike duplicate was not performed for this batch due to insufficient sample volume.
Batch: MSV/75661
[M5] A matrix spike/matrix spike duplicate was not performed for this batch due to insufficient sample volume.
Batch: MSV/75668
[M5] A matrix spike/matrix spike duplicate was not performed for this batch due to insufficient sample volume.
Batch: MSV/75701
[M5] A matrix spike/matrix spike duplicate was not performed for this batch due to insufficient sample volume.
Batch: MSV/75745
[M5] A matrix spike/matrix spike duplicate was not performed for this batch due to insufficient sample volume.
Batch: WET/61811
[1] Ferrous Fe performed in the field
Batch: WET/61818
[1] Field pH
Batch: WET/61838
[1] Ferrous Fe performed in the field

This report shall not be reproduced, except in full,
without the written consent of Pace Analytical Services, Inc..

Pace Analytical Services, Inc.
9608 Loiret Blvd.
Lenexa, KS 66219
(913)599-5665

QUALIFIERS

Project: FORT SMITH, AR
Pace Project No.: 60218288

BATCH QUALIFIERS

Batch: WET/61849

[1] Ferrous fe performed in the field

ANALYTE QUALIFIERS

1e Total iron was confirmed.
B Analyte was detected in the associated method blank.
H6 Analysis initiated outside of the 15 minute EPA required holding time.
M1 Matrix spike recovery exceeded QC limits. Batch accepted based on laboratory control sample (LCS) recovery.

This report shall not be reproduced, except in full,
without the written consent of Pace Analytical Services, Inc..

Pace Analytical Services, Inc.
9608 Loiret Blvd.
Lenexa, KS 66219
(913)599-5665

QUALITY CONTROL DATA CROSS REFERENCE TABLE

Project: FORT SMITH, AR
Pace Project No.: 60218288

Lab ID	Sample ID	QC Batch Method	QC Batch	Analytical Method	Analytical Batch
60218288001	**MW-29-201605**	EPA 8015 - Alcohol	GCSV/5416		
60218288002	**RW-69-201605**	EPA 8015 - Alcohol	GCSV/5416		
60218288003	**MW-71-201605**	EPA 8015 - Alcohol	GCSV/5416		
60218288004	**IW-80-201605**	EPA 8015 - Alcohol	GCSV/5416		
60218288005	**MW-57R-201605**	EPA 8015 - Alcohol	GCSV/5417		
60218288006	**MW-62R-201605**	EPA 8015 - Alcohol	GCSV/5417		
60218288007	**TMW-11-201605**	EPA 8015 - Alcohol	GCSV/5417		
60218288008	**MW-61R-201605**	EPA 8015 - Alcohol	GCSV/5417		
60218288010	**MW-46R-201605**	EPA 8015 - Alcohol	GCSV/5417		
60218288015	**MW-56R-201605**	EPA 8015 - Alcohol	GCSV/5417		
60218288017	**MW-65-201605**	EPA 8015 - Alcohol	GCSV/5417		
60218288018	**IW-72-201605**	EPA 8015 - Alcohol	GCSV/5417		
60218288019	**MW-35R-201605**	EPA 8015 - Alcohol	GCSV/5417		
60218288020	**MW-41R-201605**	EPA 8015 - Alcohol	GCSV/5417		
60218288022	**MW-34R-201605**	EPA 8015 - Alcohol	GCSV/5417		
60218288023	**MW-188-201605**	EPA 8015 - Alcohol	GCSV/5417		
60218288025	**MW-89-201605**	EPA 8015 - Alcohol	GCSV/5417		
60218288026	**MW-36R-201605**	EPA 8015 - Alcohol	GCSV/5417		
60218288001	**MW-29-201605**	EPA 3010	MPRP/35769	EPA 6010	ICP/26142
60218288002	**RW-69-201605**	EPA 3010	MPRP/35769	EPA 6010	ICP/26142
60218288003	**MW-71-201605**	EPA 3010	MPRP/35769	EPA 6010	ICP/26142
60218288004	**IW-80-201605**	EPA 3010	MPRP/35769	EPA 6010	ICP/26142
60218288005	**MW-57R-201605**	EPA 3010	MPRP/35769	EPA 6010	ICP/26142
60218288006	**MW-62R-201605**	EPA 3010	MPRP/35769	EPA 6010	ICP/26142
60218288007	**TMW-11-201605**	EPA 3010	MPRP/35769	EPA 6010	ICP/26142
60218288008	**MW-61R-201605**	EPA 3010	MPRP/35769	EPA 6010	ICP/26142
60218288010	**MW-46R-201605**	EPA 3010	MPRP/35769	EPA 6010	ICP/26142
60218288015	**MW-56R-201605**	EPA 3010	MPRP/35769	EPA 6010	ICP/26142
60218288017	**MW-65-201605**	EPA 3010	MPRP/35769	EPA 6010	ICP/26142
60218288018	**IW-72-201605**	EPA 3010	MPRP/35769	EPA 6010	ICP/26142
60218288019	**MW-35R-201605**	EPA 3010	MPRP/35769	EPA 6010	ICP/26142
60218288020	**MW-41R-201605**	EPA 3010	MPRP/35769	EPA 6010	ICP/26142
60218288022	**MW-34R-201605**	EPA 3010	MPRP/35769	EPA 6010	ICP/26142
60218288023	**MW-188-201605**	EPA 3010	MPRP/35769	EPA 6010	ICP/26142
60218288025	**MW-89-201605**	EPA 3010	MPRP/35769	EPA 6010	ICP/26142
60218288026	**MW-36R-201605**	EPA 3010	MPRP/35784	EPA 6010	ICP/26155
60218288001	**MW-29-201605**	EPA 5030B/8260	MSV/75656		
60218288002	**RW-69-201605**	EPA 5030B/8260	MSV/75656		
60218288003	**MW-71-201605**	EPA 5030B/8260	MSV/75656		
60218288004	**IW-80-201605**	EPA 5030B/8260	MSV/75656		
60218288005	**MW-57R-201605**	EPA 5030B/8260	MSV/75656		
60218288006	**MW-62R-201605**	EPA 5030B/8260	MSV/75656		
60218288007	**TMW-11-201605**	EPA 5030B/8260	MSV/75656		
60218288008	**MW-61R-201605**	EPA 5030B/8260	MSV/75661		
60218288009	**TB-04-201605**	EPA 5030B/8260	MSV/75661		
60218288010	**MW-46R-201605**	EPA 5030B/8260	MSV/75661		

This report shall not be reproduced, except in full,
without the written consent of Pace Analytical Services, Inc..

Pace Analytical Services, Inc.
9608 Loiret Blvd.
Lenexa, KS 66219
(913)599-5665

QUALITY CONTROL DATA CROSS REFERENCE TABLE

Project: FORT SMITH, AR
Pace Project No.: 60218288

Lab ID	Sample ID	QC Batch Method	QC Batch	Analytical Method	Analytical Batch
60218288011	DUP-10-201605	EPA 5030B/8260	MSV/75701		
60218288011	DUP-10-201605	EPA 5030B/8260	MSV/75745		
60218288012	TB-05-201605	EPA 5030B/8260	MSV/75661		
60218288013	EB-04-201605	EPA 5030B/8260	MSV/75661		
60218288014	EB-03-201605	EPA 5030B/8260	MSV/75661		
60218288015	MW-56R-201605	EPA 5030B/8260	MSV/75661		
60218288016	TB-06-201605	EPA 5030B/8260	MSV/75661		
60218288017	MW-65-201605	EPA 5030B/8260	MSV/75661		
60218288018	IW-72-201605	EPA 5030B/8260	MSV/75661		
60218288019	MW-35R-201605	EPA 5030B/8260	MSV/75661		
60218288020	MW-41R-201605	EPA 5030B/8260	MSV/75661		
60218288021	DUP-03-201605	EPA 5030B/8260	MSV/75701		
60218288022	MW-34R-201605	EPA 5030B/8260	MSV/75661		
60218288023	MW-188-201605	EPA 5030B/8260	MSV/75701		
60218288024	TB-07-201605	EPA 5030B/8260	MSV/75668		
60218288025	MW-89-201605	EPA 5030B/8260	MSV/75668		
60218288026	MW-36R-201605	EPA 5030B/8260	MSV/75619		
60218288001	MW-29-201605	SM 2320B	WET/61628		
60218288002	RW-69-201605	SM 2320B	WET/61628		
60218288003	MW-71-201605	SM 2320B	WET/61628		
60218288004	IW-80-201605	SM 2320B	WET/61628		
60218288005	MW-57R-201605	SM 2320B	WET/61628		
60218288006	MW-62R-201605	SM 2320B	WET/61628		
60218288007	TMW-11-201605	SM 2320B	WET/61628		
60218288008	MW-61R-201605	SM 2320B	WET/61678		
60218288010	MW-46R-201605	SM 2320B	WET/61678		
60218288015	MW-56R-201605	SM 2320B	WET/61678		
60218288017	MW-65-201605	SM 2320B	WET/61678		
60218288018	IW-72-201605	SM 2320B	WET/61678		
60218288019	MW-35R-201605	SM 2320B	WET/61678		
60218288020	MW-41R-201605	SM 2320B	WET/61678		
60218288022	MW-34R-201605	SM 2320B	WET/61678		
60218288023	MW-188-201605	SM 2320B	WET/61678		
60218288025	MW-89-201605	SM 2320B	WET/61678		
60218288026	MW-36R-201605	SM 2320B	WET/61742		
60218288001	MW-29-201605	SM 3500-Fe B#4	WET/61811		
60218288002	RW-69-201605	SM 3500-Fe B#4	WET/61811		
60218288003	MW-71-201605	SM 3500-Fe B#4	WET/61811		
60218288004	IW-80-201605	SM 3500-Fe B#4	WET/61811		
60218288005	MW-57R-201605	SM 3500-Fe B#4	WET/61811		
60218288006	MW-62R-201605	SM 3500-Fe B#4	WET/61849		
60218288007	TMW-11-201605	SM 3500-Fe B#4	WET/61811		

This report shall not be reproduced, except in full,
without the written consent of Pace Analytical Services, Inc..

Pace Analytical Services, Inc.
9608 Loiret Blvd.
Lenexa, KS 66219
(913)599-5665

QUALITY CONTROL DATA CROSS REFERENCE TABLE

Project: FORT SMITH, AR
Pace Project No.: 60218288

Lab ID	Sample ID	QC Batch Method	QC Batch	Analytical Method	Analytical Batch
60218288008	MW-61R-201605	SM 3500-Fe B#4	WET/61838		
60218288010	MW-46R-201605	SM 3500-Fe B#4	WET/61811		
60218288015	MW-56R-201605	SM 3500-Fe B#4	WET/61811		
60218288017	MW-65-201605	SM 3500-Fe B#4	WET/61811		
60218288018	IW-72-201605	SM 3500-Fe B#4	WET/61811		
60218288019	MW-35R-201605	SM 3500-Fe B#4	WET/61811		
60218288020	MW-41R-201605	SM 3500-Fe B#4	WET/61838		
60218288022	MW-34R-201605	SM 3500-Fe B#4	WET/61838		
60218288023	MW-188-201605	SM 3500-Fe B#4	WET/61811		
60218288025	MW-89-201605	SM 3500-Fe B#4	WET/61811		
60218288026	MW-36R-201605	SM 3500-Fe B#4	WET/61811		
60218288001	MW-29-201605	SM 4500-H+B	WET/61818		
60218288002	RW-69-201605	SM 4500-H+B	WET/61818		
60218288003	MW-71-201605	SM 4500-H+B	WET/61818		
60218288004	IW-80-201605	SM 4500-H+B	WET/61818		
60218288005	MW-57R-201605	SM 4500-H+B	WET/61818		
60218288006	MW-62R-201605	SM 4500-H+B	WET/61818		
60218288007	TMW-11-201605	SM 4500-H+B	WET/61818		
60218288008	MW-61R-201605	SM 4500-H+B	WET/61818		
60218288010	MW-46R-201605	SM 4500-H+B	WET/61818		
60218288015	MW-56R-201605	SM 4500-H+B	WET/61818		
60218288017	MW-65-201605	SM 4500-H+B	WET/61818		
60218288018	IW-72-201605	SM 4500-H+B	WET/61818		
60218288019	MW-35R-201605	SM 4500-H+B	WET/61818		
60218288020	MW-41R-201605	SM 4500-H+B	WET/61818		
60218288022	MW-34R-201605	SM 4500-H+B	WET/61818		
60218288023	MW-188-201605	SM 4500-H+B	WET/61818		
60218288025	MW-89-201605	SM 4500-H+B	WET/61818		
60218288026	MW-36R-201605	SM 4500-H+B	WET/61818		
60218288001	MW-29-201605	SM 4500-S-2 D	WET/61613		
60218288002	RW-69-201605	SM 4500-S-2 D	WET/61613		
60218288003	MW-71-201605	SM 4500-S-2 D	WET/61613		
60218288004	IW-80-201605	SM 4500-S-2 D	WET/61613		
60218288005	MW-57R-201605	SM 4500-S-2 D	WET/61613		
60218288006	MW-62R-201605	SM 4500-S-2 D	WET/61613		
60218288007	TMW-11-201605	SM 4500-S-2 D	WET/61613		
60218288008	MW-61R-201605	SM 4500-S-2 D	WET/61613		
60218288010	MW-46R-201605	SM 4500-S-2 D	WET/61613		
60218288015	MW-56R-201605	SM 4500-S-2 D	WET/61627		
60218288017	MW-65-201605	SM 4500-S-2 D	WET/61627		
60218288018	IW-72-201605	SM 4500-S-2 D	WET/61627		
60218288019	MW-35R-201605	SM 4500-S-2 D	WET/61627		
60218288020	MW-41R-201605	SM 4500-S-2 D	WET/61627		
60218288022	MW-34R-201605	SM 4500-S-2 D	WET/61627		
60218288023	MW-188-201605	SM 4500-S-2 D	WET/61627		
60218288025	MW-89-201605	SM 4500-S-2 D	WET/61627		

REPORT OF LABORATORY ANALYSIS

This report shall not be reproduced, except in full,
without the written consent of Pace Analytical Services, Inc..

Pace Analytical Services, Inc.
9608 Loiret Blvd.
Lenexa, KS 66219
(913)599-5665

QUALITY CONTROL DATA CROSS REFERENCE TABLE

Project: FORT SMITH, AR
Pace Project No.: 60218288

Lab ID	Sample ID	QC Batch Method	QC Batch	Analytical Method	Analytical Batch
60218288026	MW-36R-201605	SM 4500-S-2 D	WET/61671		
60218288001	MW-29-201605	EPA 300.0	WETA/39341		
60218288002	RW-69-201605	EPA 300.0	WETA/39333		
60218288002	RW-69-201605	EPA 300.0	WETA/39341		
60218288003	MW-71-201605	EPA 300.0	WETA/39333		
60218288003	MW-71-201605	EPA 300.0	WETA/39341		
60218288004	IW-80-201605	EPA 300.0	WETA/39341		
60218288005	MW-57R-201605	EPA 300.0	WETA/39333		
60218288005	MW-57R-201605	EPA 300.0	WETA/39341		
60218288006	MW-62R-201605	EPA 300.0	WETA/39333		
60218288006	MW-62R-201605	EPA 300.0	WETA/39341		
60218288007	TMW-11-201605	EPA 300.0	WETA/39333		
60218288007	TMW-11-201605	EPA 300.0	WETA/39341		
60218288008	MW-61R-201605	EPA 300.0	WETA/39333		
60218288008	MW-61R-201605	EPA 300.0	WETA/39341		
60218288010	MW-46R-201605	EPA 300.0	WETA/39341		
60218288015	MW-56R-201605	EPA 300.0	WETA/39341		
60218288017	MW-65-201605	EPA 300.0	WETA/39341		
60218288018	IW-72-201605	EPA 300.0	WETA/39341		
60218288019	MW-35R-201605	EPA 300.0	WETA/39344		
60218288020	MW-41R-201605	EPA 300.0	WETA/39341		
60218288022	MW-34R-201605	EPA 300.0	WETA/39341		
60218288023	MW-188-201605	EPA 300.0	WETA/39341		
60218288025	MW-89-201605	EPA 300.0	WETA/39341		
60218288026	MW-36R-201605	EPA 300.0	WETA/39350		
60218288001	MW-29-201605	EPA 350.1	WETA/39374		
60218288002	RW-69-201605	EPA 350.1	WETA/39374		
60218288003	MW-71-201605	EPA 350.1	WETA/39374		
60218288004	IW-80-201605	EPA 350.1	WETA/39374		
60218288005	MW-57R-201605	EPA 350.1	WETA/39374		
60218288006	MW-62R-201605	EPA 350.1	WETA/39374		
60218288007	TMW-11-201605	EPA 350.1	WETA/39374		
60218288008	MW-61R-201605	EPA 350.1	WETA/39374		
60218288010	MW-46R-201605	EPA 350.1	WETA/39374		
60218288015	MW-56R-201605	EPA 350.1	WETA/39374		
60218288017	MW-65-201605	EPA 350.1	WETA/39374		
60218288018	IW-72-201605	EPA 350.1	WETA/39374		
60218288019	MW-35R-201605	EPA 350.1	WETA/39374		
60218288020	MW-41R-201605	EPA 350.1	WETA/39374		
60218288022	MW-34R-201605	EPA 350.1	WETA/39374		

REPORT OF LABORATORY ANALYSIS

This report shall not be reproduced, except in full,
without the written consent of Pace Analytical Services, Inc..

Pace Analytical Services, Inc.
9608 Loiret Blvd.
Lenexa, KS 66219
(913)599-5665

QUALITY CONTROL DATA CROSS REFERENCE TABLE

Project: FORT SMITH, AR
Pace Project No.: 60218288

Lab ID	Sample ID	QC Batch Method	QC Batch	Analytical Method	Analytical Batch
60218288023	MW-188-201605	EPA 350.1	WETA/39374		
60218288025	MW-89-201605	EPA 350.1	WETA/39374		
60218288026	MW-36R-201605	EPA 350.1	WETA/39374		
60218288001	MW-29-201605	EPA 353.2	WETA/39308		
60218288002	RW-69-201605	EPA 353.2	WETA/39308		
60218288003	MW-71-201605	EPA 353.2	WETA/39314		
60218288004	IW-80-201605	EPA 353.2	WETA/39314		
60218288005	MW-57R-201605	EPA 353.2	WETA/39314		
60218288006	MW-62R-201605	EPA 353.2	WETA/39308		
60218288007	TMW-11-201605	EPA 353.2	WETA/39318		
60218288008	MW-61R-201605	EPA 353.2	WETA/39314		
60218288010	MW-46R-201605	EPA 353.2	WETA/39314		
60218288015	MW-56R-201605	EPA 353.2	WETA/39314		
60218288017	MW-65-201605	EPA 353.2	WETA/39314		
60218288018	IW-72-201605	EPA 353.2	WETA/39314		
60218288019	MW-35R-201605	EPA 353.2	WETA/39314		
60218288020	MW-41R-201605	EPA 353.2	WETA/39314		
60218288022	MW-34R-201605	EPA 353.2	WETA/39314		
60218288023	MW-188-201605	EPA 353.2	WETA/39314		
60218288025	MW-89-201605	EPA 353.2	WETA/39318		
60218288026	MW-36R-201605	EPA 353.2	WETA/39318		
60218288001	MW-29-201605	SM 4500-CO2 D	WETA/39517		
60218288002	RW-69-201605	SM 4500-CO2 D	WETA/39517		
60218288003	MW-71-201605	SM 4500-CO2 D	WETA/39517		
60218288004	IW-80-201605	SM 4500-CO2 D	WETA/39517		
60218288005	MW-57R-201605	SM 4500-CO2 D	WETA/39517		
60218288006	MW-62R-201605	SM 4500-CO2 D	WETA/39517		
60218288007	TMW-11-201605	SM 4500-CO2 D	WETA/39517		
60218288008	MW-61R-201605	SM 4500-CO2 D	WETA/39517		
60218288010	MW-46R-201605	SM 4500-CO2 D	WETA/39517		
60218288015	MW-56R-201605	SM 4500-CO2 D	WETA/39517		
60218288017	MW-65-201605	SM 4500-CO2 D	WETA/39517		
60218288018	IW-72-201605	SM 4500-CO2 D	WETA/39517		
60218288019	MW-35R-201605	SM 4500-CO2 D	WETA/39517		
60218288020	MW-41R-201605	SM 4500-CO2 D	WETA/39517		
60218288022	MW-34R-201605	SM 4500-CO2 D	WETA/39517		
60218288023	MW-188-201605	SM 4500-CO2 D	WETA/39517		
60218288025	MW-89-201605	SM 4500-CO2 D	WETA/39517		
60218288026	MW-36R-201605	SM 4500-CO2 D	WETA/39518		
60218288001	MW-29-201605	SM 5310C	WETA/39368		
60218288002	RW-69-201605	SM 5310C	WETA/39368		
60218288003	MW-71-201605	SM 5310C	WETA/39388		
60218288004	IW-80-201605	SM 5310C	WETA/39388		
60218288005	MW-57R-201605	SM 5310C	WETA/39388		

REPORT OF LABORATORY ANALYSIS

This report shall not be reproduced, except in full,
without the written consent of Pace Analytical Services, Inc..

Pace Analytical Services, Inc.
9608 Loiret Blvd.
Lenexa, KS 66219
(913)599-5665

QUALITY CONTROL DATA CROSS REFERENCE TABLE

Project: FORT SMITH, AR
Pace Project No.: 60218288

Lab ID	Sample ID	QC Batch Method	QC Batch	Analytical Method	Analytical Batch
60218288006	**MW-62R-201605**	SM 5310C	WETA/39388		
60218288007	**TMW-11-201605**	SM 5310C	WETA/39388		
60218288008	**MW-61R-201605**	SM 5310C	WETA/39388		
60218288010	**MW-46R-201605**	SM 5310C	WETA/39388		
60218288015	**MW-56R-201605**	SM 5310C	WETA/39388		
60218288017	**MW-65-201605**	SM 5310C	WETA/39388		
60218288018	**IW-72-201605**	SM 5310C	WETA/39388		
60218288019	**MW-35R-201605**	SM 5310C	WETA/39388		
60218288020	**MW-41R-201605**	SM 5310C	WETA/39388		
60218288022	**MW-34R-201605**	SM 5310C	WETA/39388		
60218288023	**MW-188-201605**	SM 5310C	WETA/39388		
60218288025	**MW-89-201605**	SM 5310C	WETA/39388		
60218288026	**MW-36R-201605**	SM 5310C	WETA/39414		
60218288007	**TMW-11-201605**	SM 5310C	WETA/39438		
60218288008	**MW-61R-201605**	SM 5310C	WETA/39438		
60218288001	**MW-29-201605**	SM4500-P B	WETA/11465	SM 4500-P E	WETA/11474
60218288002	**RW-69-201605**	SM4500-P B	WETA/11465	SM 4500-P E	WETA/11474
60218288003	**MW-71-201605**	SM4500-P B	WETA/11465	SM 4500-P E	WETA/11474
60218288004	**IW-80-201605**	SM4500-P B	WETA/11465	SM 4500-P E	WETA/11474
60218288005	**MW-57R-201605**	SM4500-P B	WETA/11465	SM 4500-P E	WETA/11474
60218288006	**MW-62R-201605**	SM4500-P B	WETA/11465	SM 4500-P E	WETA/11474
60218288007	**TMW-11-201605**	SM4500-P B	WETA/11465	SM 4500-P E	WETA/11474
60218288008	**MW-61R-201605**	SM4500-P B	WETA/11465	SM 4500-P E	WETA/11474
60218288010	**MW-46R-201605**	SM4500-P B	WETA/11465	SM 4500-P E	WETA/11474
60218288015	**MW-56R-201605**	SM4500-P B	WETA/11465	SM 4500-P E	WETA/11474
60218288017	**MW-65-201605**	SM4500-P B	WETA/11465	SM 4500-P E	WETA/11474
60218288018	**IW-72-201605**	SM4500-P B	WETA/11465	SM 4500-P E	WETA/11474
60218288019	**MW-35R-201605**	SM4500-P B	WETA/11465	SM 4500-P E	WETA/11474
60218288020	**MW-41R-201605**	SM4500-P B	WETA/11465	SM 4500-P E	WETA/11474
60218288022	**MW-34R-201605**	SM4500-P B	WETA/11465	SM 4500-P E	WETA/11474
60218288023	**MW-188-201605**	SM4500-P B	WETA/11465	SM 4500-P E	WETA/11474
60218288025	**MW-89-201605**	SM4500-P B	WETA/11490	SM 4500-P E	WETA/11498
60218288026	**MW-36R-201605**	SM4500-P B	WETA/11490	SM 4500-P E	WETA/11498

This report shall not be reproduced, except in full,
without the written consent of Pace Analytical Services, Inc..

Pace Analytical
www.pacelabs.com

Sample Condition Upon Receipt

WO# : 60218288

60218288

CBK

Client Name: Environ

Optional
Proj Due Date:
Proj Name:

Courier: FedEx ☐ UPS ☐ VIA ☑ Clay ☐ PEX ☐ ECI ☐ Pace ☐ Other ☐ Client ☐

Tracking #: _____ Pace Shipping Label Used? Yes ☐ No ☑

Custody Seal on Cooler/Box Present: Yes ☑ No ☐ Seals intact: Yes ☑ No ☐

Packing Material: Bubble Wrap ☐ Bubble Bags ☑ Foam ☐ None ☐ Other ☐

Thermometer Used: CF +1.0 T-239 / CF 0.0 T-262 **Type of Ice:** (Wet) Blue None ☐ Samples received on ice, cooling process has begun. (circle one)

Cooler Temperature: 2.2/2.9/3.7/2.8/2.3

Date and initials of person examining contents: pw 5/4/16

Temperature should be above freezing to 6°C

Chain of Custody present:	☑Yes ☐No ☐N/A	1. Did not receive sample MW-36R-20160505.
Chain of Custody filled out:	☑Yes ☐No ☐N/A	2.
Chain of Custody relinquished:	☑Yes ☐No ☐N/A	3. Only vials receive for DUP-03.
Sampler name & signature on COC:	☑Yes ☐No ☐N/A	4. TWO sets of TB6 receive
Samples arrived within holding time:	☑Yes ☐No ☐N/A	5.
Short Hold Time analyses (<72hr):	☑Yes ☐No ☐N/A	6. NO3 NOT Field PH
Rush Turn Around Time requested:	☐Yes ☑No ☐N/A	7.
Sufficient volume:	☑Yes ☐No ☐N/A	8.
Correct containers used:	☑Yes ☐No ☐N/A	
Pace containers used:	☑Yes ☐No ☐N/A	9. Receive with TB
Containers intact:	☑Yes ☐No ☐N/A	10. TB-04 = 1
Unpreserved 5035A soils frozen w/in 48hrs?	☐Yes ☐No ☑N/A	11. TB-05 = 11
Filtered volume received for dissolved tests?	☐Yes ☐No ☑N/A	12. TB-06-1 = 1111
Sample labels match COC:	☑Yes ☐No ☐N/A	TB-06-2 = 1111
Includes date/time/ID/analyses Matrix: WT		13.
All containers needing preservation have been checked.	☑Yes ☐No ☐N/A	
All containers needing preservation are found to be in compliance with EPA recommendation.	☑Yes ☐No ☐N/A	14.
Exceptions: VOA, Coliform, O&G, WI-DRO (water)	☑Yes ☐No	Initial when completed / Lot # of added preservative
Trip Blank present:	☑Yes ☐No ☐N/A	
Pace Trip Blank lot # (if purchased): Cover		15.
Headspace in VOA vials (>6mm):	☐Yes ☑No ☐N/A	16.
Project sampled in USDA Regulated Area:	☐Yes ☐No ☑N/A	17. List State:
Additional labels attached to 5035A vials in the field?	☐Yes ☐No ☑N/A	18.

Client Notification/ Resolution: Copy COC to Client? Y / (N) Field Data Required? Y / (N)

Person Contacted: _____ Date/Time: _____

Comments/ Resolution: Emailed Wendy about COC discrepancies. CBC 5/4/16
Per Wendy - will send MW-36R tonight. DUP-03 for VOCs only. 1 trip blank should be TB-07. CBC 5/4/16

Project Manager Review: CBC Date: 5/4/16

Pace Analytical
www.pacelabs.com

CHAIN-OF-CUSTODY / Analytical Request Document

The Chain-of-Custody is a LEGAL DOCUMENT. All relevant fields must be completed accurately.

Section A — Required Client Information:

Company:	Environ
Address:	7500 College Blvd., Ste. 925
	Overland Park, KS 66210
Email To:	wstonestreet@environcorp.com
Phone: 913-553-5926	Fax:
Requested Due Date/TAT:	

Section B — Required Project Information:

Report To:	Wendy Stonestreet
Copy To:	Tammy Gleason
Purchase Order No.:	NA
Project Name:	Fort Smith, AR
Project Number:	

Section C — Invoice Information:

Attention:	Tammy Gleason
Company Name:	Environ
Address:	250 Monroe Ave. NW Grand Rapids
Pace Quote Reference:	Michigan, 49503
Pace Project Manager:	Colleen Clyne
Pace Profile #:	7444, line 1

REGULATORY AGENCY

☐ NPDES ☐ GROUND WATER ☐ DRINKING WATER
☐ UST ☐ RCRA ☑ OTHER ADEQ

Site Location STATE: AR

Section D — Required Client Information

SAMPLE ID (A-Z, 0-9 / ,-) Sample IDs MUST BE UNIQUE

Valid Matrix Codes: DRINKING WATER DW; WATER WT; WASTE WATER WW; PRODUCT P; SOIL/SOLID SL; OIL OL; WIPE WP; AIR AR; OTHER OT; TISSUE TS

Requested Analysis Filtered (Y/N)

ITEM #	SAMPLE ID	MATRIX CODE (see valid codes to left)	SAMPLE TYPE (G=GRAB C=COMP)	COLLECTED COMPOSITE START DATE	COLLECTED COMPOSITE START TIME	COLLECTED COMPOSITE END/GRAB DATE	COLLECTED COMPOSITE END/GRAB TIME	SAMPLE TEMP AT COLLECTION	# OF CONTAINERS	Preservatives: Unpreserved	H_2SO_4	HNO_3	HCl	NaOH + Zn Acetate	$Na_2S_2O_3$	Methanol	Other	Analysis Test: 8260 VOCs	Alkalinity	TOC	Chloride, Sulfate	8015 Chloroethanol (Pace Dallas)	6010-Iron/Mn	Ferric Iron calc. (send field Ferrous)	Ammonia	Nitrate+Nitrite	Total Phosphate (Pace Dallas)	Sulfide	CO2 Calc (Alkalinity + field pH)	Residual Chlorine (Y/N)	DX	Pace Project No./ Lab I.D. 60218288
1	MW-29-201605	WT	G	5/3/16	0855				11																						001
2	RW-69-201605	WT	G	5/3/16	1108				11																						002
3	MW-71-201605	WT	G	5/3/16	1324				11																						003
4	MW-36R-201605	WT	G	5/3/16	1045				11																						004
5	IW-80-201605	WT	G	5/3/16	1255				11																						005
6	MW-57R-201605	WT	G	5/3/16	1440				11																						006
7	MW-62R-201605	WT	G	5/3/16	0945				11																						007
8	TMW-11-201605	WT	G	5/3/16	1510				9																						008
9	MW-61R-201605	WT	G	5/3/16	1210				12																						009
10	TB-04-201605	WT	G	—	—				2																						010
11	MW-46R-201605	WT	G	5/3/16	1544				11																						011
12	DUP-10-201605	WT	G	5/3/16	1544				3																						

ADDITIONAL COMMENTS	RELINQUISHED BY / AFFILIATION	DATE	TIME	ACCEPTED BY / AFFILIATION	DATE	TIME
	Nick Zurmeller / Ramboll Environ	5/3/16	1830		5/4/16	0505

SAMPLE CONDITIONS

Temp in °C	Received on Ice (Y/N)	Custody Sealed Cooler (Y/N)	Samples Intact (Y/N)
2-2	Y	Y	Y
2-9			
3-7			
2-8			
2-3			

SAMPLER NAME AND SIGNATURE

PRINT Name of SAMPLER: Nick Zurmeller

SIGNATURE of SAMPLER: [signature] DATE Signed (MM/DD/YY): 5/3/16

*Important Note: By signing this form you are accepting Pace's NET 30 day payment terms and agreeing to late charges of 1.5% per month for any invoices not paid within 30 days.

Pace Analytical
www.pacelabs.com

CHAIN-OF-CUSTODY / Analytical Request Document

The Chain-of-Custody is a LEGAL DOCUMENT. All relevant fields must be completed accurately.

Section A Required Client Information:

Company:	Environ
Address:	7500 College Blvd., Ste. 925
	Overland Park, KS 66210
Email To:	wstonestreet@environcorp.com
Phone: 913-553-5926	Fax:
Requested Due Date/TAT:	

Section B Required Project Information:

Report To:	Wendy Stonestreet
Copy To:	Tammy Gleason
Purchase Order No.:	NA
Project Name:	Fort Smith, AR
Project Number:	

Section C Invoice Information:

Attention:	Tammy Gleason
Company Name:	Environ
Address:	250 Monroe Ave. NW Grand Rapids
Pace Quote Reference:	Michigan, 49503
Pace Project Manager:	Colleen Clyne
Pace Profile #:	7444, line 1

REGULATORY AGENCY

☐ NPDES ☐ GROUND WATER ☐ DRINKING WATER
☐ UST ☐ RCRA ☑ OTHER ADEQ

Site Location STATE: AR

Section D Required Client Information

SAMPLE ID (A-Z, 0-9 / ,-) Sample IDs MUST BE UNIQUE

Valid Matrix Codes

MATRIX	CODE
DRINKING WATER	DW
WATER	WT
WASTE WATER	WW
PRODUCT	P
SOIL/SOLID	SL
OIL	OL
WIPE	WP
AIR	AR
OTHER	OT
TISSUE	TS

Requested Analysis Filtered (Y/N)

ITEM #	SAMPLE ID	MATRIX CODE (see valid codes to left)	SAMPLE TYPE (G=GRAB C=COMP)	COLLECTED COMPOSITE START DATE	COLLECTED COMPOSITE START TIME	COLLECTED COMPOSITE END/GRAB DATE	COLLECTED COMPOSITE END/GRAB TIME	SAMPLE TEMP AT COLLECTION	# OF CONTAINERS	Preservatives: Unpreserved	H_2SO_4	HNO_3	HCl	NaOH + Zn Acetate	$Na_2S_2O_3$	Methanol	Other	Analysis Test Y/N	8260 VOCs	Alkalinity	TOC	Chloride, Sulfate	9015 Chloroethanol (Pace Dallas)	6010-Iron/Mn	Ferric Iron calc. (send field Ferrous)	Ammonia	Nitrate+Nitrite	Total Phosphate (Pace Dallas)	Sulfide	CO2 Calc (Alkalinity + field pH)	Residual Chlorine (Y/N)	Pace Project No./ Lab I.D.
																														60218288
1	TB-05-201605	WT	G	5/3/16	—				2				X						X											2DGYH 012
2	EB-04-201605	WT	G	5/3/16	1715				3				X						X											3DGYH 013
3	EB-03-201605	WT	G	5/3/16	1700				3				X						X											↓ 014
4	~~MW-18H-201605~~	WT	G	5/3/16	1220				11	X	X	X	X	X					X	X	X	X	X	X	X	X	X	X	X		
5	MW-56R-201605	WT	G	5/3/16	1620				11	X	X	X	X	X					X	X	X	X	X	X	X	X	X	X	X	↓	3DGYU 015
6	TB-06-201605	WT	G	5/3/16	—				2				X						X											2DGYH 016
7	MW-65-201605	WT	G	5/3/16	1650				11	X	X	X	X	X					X	X	X	X	X	X	✓	X	X	X	X		3OTHR 017
8	MW-72-201605	WT	G	5/3/16	1420				11	X	X	X	X	X					X	X	X	X	X	X	X	X	X	X	X		3DGYH 018
9	MW-35R-201605	WT	G	5/3/16	1505				11	X	X	X	X	X					X	X	X	X	X	X	X	X	X	X	X		3OTHR 019
10	MW-41R-201605	WT	G	5/3/16	1605				11	X	X	X	X	X					X	X	X	X	X	X	X	X	X	X	X		3DGYH 020
11	DUP-03-201605	WT	G	5/3/16	1605				11	X	X	X	X	X					X	X	X	X	X	X	X	X	X	X	X		021
12	MW-34R-201605	WT	G	5/3/16	1145				11	X	X	X	X	X					X	X	X	X	X	X	X	X	X	X	X	↓	022

ADDITIONAL COMMENTS	RELINQUISHED BY / AFFILIATION	DATE	TIME	ACCEPTED BY / AFFILIATION	DATE	TIME
	Nick Zurweller / Ramboll Environ	5/3/16	0625 (1230)		5/4/16	0505

SAMPLE CONDITIONS

	Temp in °C	Received on Ice (Y/N)	Custody Sealed Cooler (Y/N)	Samples Intact (Y/N)
2-2		Y	Y	Y
2-9				
3-7				
2-8				
2-3				

SAMPLER NAME AND SIGNATURE

PRINT Name of SAMPLER: Nick Zurweller

SIGNATURE of SAMPLER: [signature] DATE Signed (MM/DD/YY): 5/3/16

*Important Note: By signing this form you are accepting Pace's NET 30 day payment terms and agreeing to late charges of 1.5% per month for any invoices not paid within 30 days.

CHAIN-OF-CUSTODY / Analytical Request Document

The Chain-of-Custody is a LEGAL DOCUMENT. All relevant fields must be completed accurately.

Pace Analytical
www.pacelabs.com

Section A Required Client Information:

Company:	Environ
Address:	7500 College Blvd., Ste. 925
	Overland Park, KS 66210
Email To:	wstonestreet@environcorp.com
Phone: 913-553-5926	Fax:
Requested Due Date/TAT:	

Section B Required Project Information:

Report To:	Wendy Stonestreet
Copy To:	Tammy Gleason
Purchase Order No.:	NA
Project Name:	Fort Smith, AR
Project Number:	

Section C Invoice Information:

Attention:	Tammy Gleason
Company Name:	Environ
Address:	250 Monroe Ave. NW Grand Rapids
Pace Quote Reference:	Michigan, 49503
Pace Project Manager:	Colleen Clyne
Pace Profile #:	7444, line 1

REGULATORY AGENCY

☐ NPDES ☐ GROUND WATER ☐ DRINKING WATER
☐ UST ☐ RCRA ☑ OTHER ADEQ

Site Location STATE: AR

Section D Required Client Information

SAMPLE ID (A-Z, 0-9 / ,-) Sample IDs MUST BE UNIQUE

Valid Matrix Codes

MATRIX	CODE
DRINKING WATER	DW
WATER	WT
WASTE WATER	WW
PRODUCT	P
SOIL/SOLID	SL
OIL	OL
WIPE	WP
AIR	AR
OTHER	OT
TISSUE	TS

ITEM #	SAMPLE ID	MATRIX CODE (see valid codes to left)	SAMPLE TYPE (G=GRAB C=COMP)	COLLECTED COMPOSITE START DATE	COLLECTED COMPOSITE START TIME	COLLECTED COMPOSITE END/GRAB DATE	COLLECTED COMPOSITE END/GRAB TIME	SAMPLE TEMP AT COLLECTION	# OF CONTAINERS	Preservatives: Unpreserved	H_2SO_4	HNO_3	HCl	NaOH Zn + Acetate	$Na_2S_2O_3$	Methanol	Other	Analysis Test Y/N	8260 VOCs	Alkalinity	TOC	Chloride, Sulfate	8015 Chloroethanol (Pace Dallas)	6010-Iron/Mn	Ferric Iron calc. (send field Ferrous)	Ammonia	Nitrate+Nitrite	Total Phosphate (Pace Dallas)	Sulfide	CO2 Calc (Alkalinity + field pH)	Residual Chlorine (Y/N)	Pace Project No./ Lab I.D.
1	MW-188-201605 1BP3U 1A935-0	WT	G	5/3/16	1725	1BP3S-0	1BP3W-0		11	X	X	X	X	X	X	X		X	X	X	X	X	X	X	X	X	X	N	1A932-0 3D694 3D694 023
2	TB-06-201605	WT	G	5/3/16	—				2				X					X										N	20 694 024
3	MW-89-201605 ↓ ↓	WT	G	5/3/16	1735	↓	↓		11	X	X	X	X					X	X	X	X	X	X	X	X	X	X	X	N	↓ ↓ ↓ 025
4																														
5																														
6																														
7																														
8																														
9																														
10																														
11																														
12																														

ADDITIONAL COMMENTS	RELINQUISHED BY / AFFILIATION	DATE	TIME	ACCEPTED BY / AFFILIATION	DATE	TIME	SAMPLE CONDITIONS
	Nick Zurmeller / Ramboll Environ	5/3/16	1830	[signature]	5/4/16	0505	2-2 Y Y Y
							2-9
							3-7
							2-8
							2-3

Temp in °C | Received on Ice (Y/N) | Custody Seals Cooler (Y/N) | Samples Intact (Y/N)

SAMPLER NAME AND SIGNATURE

PRINT Name of SAMPLER: Nick Zurmeller

SIGNATURE of SAMPLER: [signature] DATE Signed (MM/DD/YY): 5/3/16

*Important Note: By signing this form you are accepting Pace's NET 30 day payment terms and agreeing to late charges of 1.5% per month for any invoices not paid within 30 days.

Pace Analytical
www.pacelabs.com

Sample Condition Upon Receipt

WO# : 60218288

60218288

COC#2

CRK

Client Name: Environ

Optional
Proj Due Date:
Proj Name:

Courier: FedEx ☐ UPS ☐ VIA ☑ Clay ☐ PEX ☐ ECI ☐ Pace ☐ Other ☐ Client ☐

Tracking #: Pace Shipping Label Used? Yes ☐ No ☑

Custody Seal on Cooler/Box Present: Yes ☑ No ☐ Seals intact: Yes ☑ No ☐

Packing Material: Bubble Wrap ☐ Bubble Bags ☑ Foam ☐ None ☐ Other ☐

Thermometer Used: CF +1.0 T-239 / CF 0.0 T-262 **Type of Ice:** Wet Blue None ☐ Samples received on ice, cooling process has begun. (circle one)

Cooler Temperature: 2.2/2.9/3.7/2.8/2.3

Temperature should be above freezing to 6°C

Date and Initials of person examining contents: pv 5/4/16

Chain of Custody present:	☑Yes	☐No	☐N/A	1. Did not receive sample MW-36R-20160
Chain of Custody filled out:	☑Yes	☐No	☐N/A	2. MW-36R received 5/5/16 @ 0506 - arrived with samples in Project (60218387)
Chain of Custody relinquished:	☑Yes	☐No	☐N/A	3. Only vials receive for DUP-03.
Sampler name & signature on COC:	☑Yes	☐No	☐N/A	4. TWO sets of TB6 receive
Samples arrived within holding time:	☑Yes	☐No	☐N/A	5.
Short Hold Time analyses (<72hr):	☑Yes	☐No	☐N/A	6. NO3 NOT Field PH
Rush Turn Around Time requested:	☐Yes	☑No	☐N/A	7.
Sufficient volume:	☑Yes	☐No	☐N/A	8.
Correct containers used:	☑Yes	☐No	☐N/A	
Pace containers used:	☑Yes	☐No	☐N/A	9. Receive with TB
Containers intact:	☑Yes	☐No	☐N/A	10. TB-04 = 1
Unpreserved 5035A soils frozen w/in 48hrs?	☐Yes	☐No	☑N/A	11. TB-05 = 11
Filtered volume received for dissolved tests?	☐Yes	☐No	☑N/A	12. TB-06-1 = 111
Sample labels match COC:	☑Yes	☐No	☐N/A	TB-06-2 = 1111
Includes date/time/ID/analyses Matrix: WT				13.
All containers needing preservation have been checked.	☑Yes	☐No	☐N/A	
All containers needing preservation are found to be in compliance with EPA recommendation.	☑Yes	☐No	☐N/A	14.
Exceptions: VOA, Coliform, O&G, WI-DRO (water)	☑Yes	☐No		Initial when completed / Lot # of added preservative
Trip Blank present:	☑Yes	☐No	☐N/A	
Pace Trip Blank lot # (if purchased): Cover				15.
Headspace in VOA vials (>6mm):	☐Yes	☑No	☐N/A	
				16.
Project sampled in USDA Regulated Area:	☐Yes	☐No	☑N/A	17. List State:
Additional labels attached to 5035A vials in the field?	☐Yes	☐No	☑N/A	18.

Client Notification/ Resolution: Copy COC to Client? Y / (N) Field Data Required? Y / (N)

Person Contacted: Date/Time:

Comments/ Resolution: Emailed Wendy about COC discrepancies. CBC 5/4/16
Per Wendy - will send MW-36R tonight. DUP-03 for VOCs only. 1 trip blank should be TB-07. CBC 5/4/16

Project Manager Review: CBC Date: 5/4/16

Pace Analytical
www.pacelabs.com

CHAIN-OF-CUSTODY / Analytical Request Document

The Chain-of-Custody is a LEGAL DOCUMENT. All relevant fields must be completed accurately.

Page: 1 of 3

Section A — Required Client Information:

Company:	Environ
Address:	7500 College Blvd., Ste. 925
	Overland Park, KS 66210
Email To:	wstonestreet@environcorp.com
Phone:	913-553-5926 Fax:
Requested Due Date/TAT:	

Section B — Required Project Information:

Report To:	Wendy Stonestreet
Copy To:	Tammy Gleason
Purchase Order No.:	NA
Project Name:	Fort Smith, AR
Project Number:	

Section C — Invoice Information:

Attention:	Tammy Gleason
Company Name:	Environ
Address:	250 Monroe Ave. NW Grand Rapids
Pace Quote Reference:	Michigan, 49503
Pace Project Manager:	Colleen Clyne
Pace Profile #:	7444, line 1

REGULATORY AGENCY

☐ NPDES ☐ GROUND WATER ☐ DRINKING WATER
☐ UST ☐ RCRA ☑ OTHER ADEQ

Site Location STATE: AR

Section D — Required Client Information

Valid Matrix Codes

MATRIX	CODE
DRINKING WATER	DW
WATER	WT
WASTE WATER	WW
PRODUCT	P
SOIL/SOLID	SL
OIL	OL
WIPE	WP
AIR	AR
OTHER	OT
TISSUE	TS

SAMPLE ID (A-Z, 0-9 / ,-) Sample IDs MUST BE UNIQUE

SAMPLE ID	MATRIX CODE (see valid codes to left)	SAMPLE TYPE (G=GRAB C=COMP)	COLLECTED COMPOSITE START DATE	COLLECTED COMPOSITE START TIME	COLLECTED COMPOSITE END/GRAB DATE	COLLECTED COMPOSITE END/GRAB TIME	SAMPLE TEMP AT COLLECTION	# OF CONTAINERS	Preservatives: Unpreserved	H_2SO_4	HNO_3	HCl	NaOH + Zn Acetate	$Na_2S_2O_3$	Methanol	Other	Analysis Test: 8260 VOCs	Alkalinity	TOC	Chloride, Sulfate	8015 Chloroethanol (Pace Dallas)	6010-Iron/Mn	Ferric Iron calc. (send field Ferrous)	Ammonia	Nitrate+Nitrite	Total Phosphate (Pace Dallas)	Sulfide	CO2 Calc (Alkalinity + field pH)	Residual Chlorine (Y/N)	DX	Pace Project No./ Lab I.D.
MW-29-201605	WT	G	5/3/16	0855				11	X	X	X	X	X			X	X	X	X	X	X	X	X	X	X	X	N		60218288	001
RW-69-201605	WT	G	5/3/16	1108				11	X	X	X	X	X			X	X	X	X	X	X	X	X	X	X	X	N			002
MW-71-201605	WT	G	5/3/16	1324				11	X	X	X	X	X			X	X	X	X	X	X	X	X	X	X	X	N			003
MW-36R-201605	WT	G	5/3/16	1045				11	X	X	X	X	X			X	X	X	X	X	X	X	X	X	X	X	N			006
MW-80-201605	WT	G	5/3/16	1255				11	X	X	X	X	X			X	X	X	X	X	X	X	X	X	X	X	N			004
MW-57R-201605	WT	G	5/3/16	1440				11	X	X	X	X	X			X	X	X	X	X	X	X	X	X	X	X	N			005
MW-62R-201605	WT	G	5/3/16	0945				11	X	X	X	X	X			X	X	X	X	X	X	X	X	X	X	X	N			006
TMW-11-201605	WT	G	5/3/16	1510				VL	X	X	X	X	X			X	X	X	X	X	X	X	X	X	X	X	N	X		007
MW-61R-201605	WT	G	5/3/16	1210				12	X	X	X	X	X			X	X	X	X	X	X	X	X	X	X	X	N	X		008
TB-04-201605	WT	G	—	—				2				X				X														009
MW-46R-201605	WT	G	5/3/16	1544				11	X	X	X	X	X			X	X	X	X	X	X	X	X	X	X	X	N			010
DUP-10-201605	WT	G	5/3/16	1544				3				X				X														011

ADDITIONAL COMMENTS	RELINQUISHED BY / AFFILIATION	DATE	TIME	ACCEPTED BY / AFFILIATION	DATE	TIME	SAMPLE CONDITIONS
	Nick Zurmeller / Ramboll Environ	5/3/16	1830		5/4/16	0505	2-2
					05/05/16	05:06	2-9
							2-7
							2-8
							2-3

SAMPLER NAME AND SIGNATURE

PRINT Name of SAMPLER: Nick Zurmeller

Temp in °C | Received on Ice (Y/N) | Custody Sealed Cooler (Y/N) | Samples Intact (Y/N)

CHAIN-OF-CUSTODY / Analytical Request Document

The Chain-of-Custody is a LEGAL DOCUMENT. All relevant fields must be completed accurately.

Pace Analytical
www.pacelabs.com

Section A — Required Client Information:
- Company: Environ
- Address: 7500 College Blvd., Ste. 925; Overland Park, KS 66210
- Email To: wstonestreet@environcorp.com
- Phone: 913-553-5926 Fax:
- Requested Due Date/TAT:

Section B — Required Project Information:
- Report To: Wendy Stonestreet
- Copy To: Tammy Gleason
- Purchase Order No.: NA
- Project Name: Fort Smith, AR
- Project Number:

Section C — Invoice Information:
- Attention: Tammy Gleason
- Company Name: Environ
- Address: 250 Monroe Ave. NW Grand Rapids, Michigan, 49503
- Pace Quote Reference:
- Pace Project Manager: Colleen Clyne
- Pace Profile #: 7444, line 1

REGULATORY AGENCY: ☐ NPDES ☐ GROUND WATER ☐ DRINKING WATER ☐ UST ☐ RCRA ☑ OTHER ADEQ

Site Location STATE: AR

Section D — Required Client Information

SAMPLE ID (A-Z, 0-9 / ,-) Sample IDs MUST BE UNIQUE

Valid Matrix Codes

MATRIX	CODE
DRINKING WATER	DW
WATER	WT
WASTE WATER	WW
PRODUCT	P
SOIL/SOLID	SL
OIL	OL
WIPE	WP
AIR	AR
OTHER	OT
TISSUE	TS

SAMPLE ID	MATRIX CODE (see valid codes to left)	SAMPLE TYPE (G=GRAB C=COMP)	COLLECTED COMPOSITE START DATE	COLLECTED COMPOSITE START TIME	COLLECTED COMPOSITE END/GRAB DATE	COLLECTED COMPOSITE END/GRAB TIME	SAMPLE TEMP AT COLLECTION	# OF CONTAINERS	Preservatives: Unpreserved	H_2SO_4	HNO_3	HCl	NaOH + Zn Acetate	$Na_2S_2O_3$	Methanol	Other	Analysis Test Y/N	8260 VOCs	Alkalinity	TOC	Chloride, Sulfate	8015 Chloroethanol (Pace Dallas)	6010-Iron/Mn	Ferric Iron calc. (send field Ferrous)	Ammonia	Nitrate+Nitrite	Total Phosphate (Pace Dallas)	Sulfide	CO2 Calc (Alkalinity + field pH)	Residual Chlorine (Y/N)	Pace Project No./ Lab I.D.
TB-05-201605	WT	G	5/3/16	—				2				X						X											60218288
EB-04-201605	WT	G	5/3/16	1715				3				X						X											2DG9H 012
EB-03-201605	WT	G	5/3/16	1700				3				X						X											3DG9H 013
~~MW-18H-201605~~	~~WT~~	~~G~~	~~5/3/16~~	~~1220~~				~~11~~	~~X~~	~~X~~	~~X~~	~~X~~	~~X~~					~~X~~	~~X~~	~~X~~	~~X~~	~~X~~	~~X~~	~~X~~	~~X~~	~~X~~	~~X~~	~~X~~	~~X~~	~~X~~	↓ 014
MW-56R-201605 1BBU 1AG3S$^{2-0}$	WT	G	5/3/16	1120	1BPS$^{2-0}$	1BPN$^{2-0}$		11	X	X	X	X	X	1Q/1BZ$^{1-0}$				X	X	X	X	X	X	X	X	X	X	X	X	↓ 3DG9U 015
TB-06-201605	WT	G	5/3/16	—				2				X						X											2DG9H 016
MW-65-201605	WT	G	5/3/16	1650				11	X	X	X	X	X					X	X	X	X	X	X	✓	X	X	X	X	X	3DTHR 017
MW-72-201605	WT	G	5/3/16	1420				11	X	X	X	X	X					X	X	X	X	X	X	X	X	X	X	X	X	3DG9H 018
MW-35R-201605	WT	G	5/3/16	1505				11	X	X	X	X	X					X	X	X	X	X	X	X	X	X	X	X	X	3DTHR 019
MW-41R-201605	WT	G	5/3/16	1605				11	X	X	X	X	X		↓			X	X	X	X	X	X	X	X	X	X	X	X	3DG9H 020
DUP-08-201605	WT	G	5/3/16	1605				11	X	X	X	X	X					X	X	X	X	X	X	X	X	X	X	X	X	021
MW-34R-201605	WT	G	5/3/16	1145				11	X	X	X	X	X					X	X	X	X	X	X	X	X	X	X	X	X	022

ADDITIONAL COMMENTS	RELINQUISHED BY / AFFILIATION	DATE	TIME	ACCEPTED BY / AFFILIATION	DATE	TIME
	Nick Zurmeller / Rambull Environ	5/3/16	0625 (1230)	[signature] PACE	5/4/16	0505

SAMPLE CONDITIONS

	Temp In °C	Received on Ice (Y/N)	Custody Sealed Cooler (Y/N)	Samples Intact (Y/N)
	2.2	Y	Y	Y
	2.9			
	3.7			
	2.8			
	2.3			

SAMPLER NAME AND SIGNATURE

PRINT Name of SAMPLER: Nick Zurmeller

DATE Signed 5/4/16

CHAIN-OF-CUSTODY / Analytical Request Document

The Chain-of-Custody is a LEGAL DOCUMENT. All relevant fields must be completed accurately.

Pace Analytical
www.pacelabs.com

Page: 3 of 3

Section A
Required Client Information:
Company: Environ
Address: 7500 College Blvd., Ste. 925
Overland Park, KS 66210
Email To: wstonestreet@environcorp.com
Phone: 913-553-5926 Fax:
Requested Due Date/TAT:

Section B
Required Project Information:
Report To: Wendy Stonestreet
Copy To: Tammy Gleason
Purchase Order No.: NA
Project Name: Fort Smith, AR
Project Number:

Section C
Invoice Information:
Attention: Tammy Gleason
Company Name: Environ
Address: 250 Monroe Ave. NW Grand Rapids
Pace Quote Reference: Michigan, 49503
Pace Project Manager: Colleen Clyne
Pace Profile #: 7444, line 1

REGULATORY AGENCY
☐ NPDES ☐ GROUND WATER ☐ DRINKING WATER
☐ UST ☐ RCRA ☑ OTHER ADEQ
Site Location STATE: AR

Section D
Required Client Information

Valid Matrix Codes

MATRIX	CODE
DRINKING WATER	DW
WATER	WT
WASTE WATER	WW
PRODUCT	P
SOIL/SOLID	SL
OIL	OL
WIPE	WP
AIR	AR
OTHER	OT
TISSUE	TS

SAMPLE ID (A-Z, 0-9 / ,-) Sample IDs MUST BE UNIQUE	MATRIX CODE (see valid codes to left)	SAMPLE TYPE (G=GRAB C=COMP)	COLLECTED COMPOSITE START DATE	COLLECTED COMPOSITE START TIME	COLLECTED COMPOSITE END/GRAB DATE	COLLECTED COMPOSITE END/GRAB TIME	SAMPLE TEMP AT COLLECTION	# OF CONTAINERS	Preservatives: Unpreserved	H_2SO_4	HNO_3	HCl	NaOH Zn + Acetate	$Na_2S_2O_3$	Methanol	Other	Analysis Test Y/N: 8260 VOCs	Alkalinity	TOC	Chloride, Sulfate	8015 Chloroethanol (Pace Dallas)	8010-Iron/Mn	Ferric Iron calc. (send field Ferrous)	Ammonia	Nitrate+Nitrite	Total Phosphate (Pace Dallas)	Sulfide	CO2 Calc (Alkalinity + field pH)	Residual Chlorine (Y/N)	Pace Project No./ Lab I.D.
MW-188-201605	WT	G	5/3/16	1725				11	X	X	X	X	X	X	X	X	X	X	X	X	X	X	X	X	X	X	N	60218288
TB-06-201605	WT	G	5/3/16	—				2				X					X												
MW-89-201605	WT	G	5/3/16	1735				11	X	X	X	X					X	X	X	X	X	X	X	X	X	X	X	N	

ADDITIONAL COMMENTS	RELINQUISHED BY / AFFILIATION	DATE	TIME	ACCEPTED BY / AFFILIATION	DATE	TIME
	Nick Zurmeller / Ramboll Environ	5/3/16	1830		5/4/16	0505

SAMPLE CONDITIONS

Temp In °C	Received on Ice (Y/N)	Custody Sealed Cooler (Y/N)	Samples Intact (Y/N)
2-2	Y	Y	Y
2-9			
3-7			
2-8			
2-3			

SAMPLER NAME AND SIGNATURE
PRINT Name of SAMPLER: Nick Zurmeller

Chain of Custody

Pace Analytical®
www.pacelabs.com

Workorder: 60218288 **Workorder Name:** FORT SMITH, AR **Owner Received Date:** 5/4/2016 **Results Requested By:** 5/16/2016

Report To	Subcontract To
Colleen Clyne Pace Analytical Kansas 9608 Loiret Blvd. Lenexa, KS 66219 Phone (913)599-5665	Pace Analytical Dallas 400 West Bethany Drive Suite 190 Allen, TX 75013 Phone (972)727-1123

WO# : 7543729

7543729

						Preserved Containers						Requested Analysis												
Item	Sample ID	Sample Type	Collect Date/Time	Lab ID	Matrix	BP3S	DG9U					8015 Chloroethanol	Total phosphate											LAB USE ONLY
1	MW-29-201605	PS	5/3/2016 08:55	60218288001	Water	1	3					X	X											001
2	RW-69-201605	PS	5/3/2016 11:08	60218288002	Water	1	3					X	X											002
3	MW-71-201605	PS	5/3/2016 13:24	60218288003	Water	1	3					X	X											003
4	IW-80-201605	PS	5/3/2016 12:55	60218288004	Water	1	3					X	X											004
5	MW-57R-201605	PS	5/3/2016 14:40	60218288005	Water	1	3					X	X											005
6	MW-62R-201605	PS	5/3/2016 09:45	60218288006	Water	1	3					X	X											006
7	TMW-11-201605	PS	5/3/2016 15:10	60218288007	Water	1	3					X	X											007
8	MW-61R-201605	PS	5/3/2016 12:10	60218288008	Water	1	3					X	X											008
9	MW-46R-201605	PS	5/3/2016 15:44	60218288010	Water	1	3					X	X											009
10	MW-56R-201605	PS	5/3/2016 16:20	60218288015	Water	1	3					X	X											010
11	MW-65-201605	PS	5/3/2016 16:50	60218288017	Water	1	3					X	X											011
12	IW-72-201605	PS	5/3/2016 14:20	60218288018	Water	1	3					X	X											012
13	MW-35R-201605	PS	5/3/2016 15:05	60218288019	Water	1	3					X	X											013
14	MW-41R-201605	PS	5/3/2016 16:05	60218288020	Water	1	3					X	X											014
15	MW-34R-201605	PS	5/3/2016 11:45	60218288022	Water	1	3					X	X											015
16	MW-188-201605	PS	5/3/2016 17:25	60218288023	Water	1	3					X	X											016
17	MW-89-201605	PS	5/3/2016 17:35	60218288025	Water	1	3					X	X											017

Page 229 of 258

Chain of Custody

Pace Analytical®
www.pacelabs.com

Workorder: 60218288 **Workorder Name:** FORT SMITH, AR **Owner Received Date:** 5/4/2016 **Results Requested By:** 5/16/2016

Report To	Subcontract To
Colleen Clyne Pace Analytical Kansas 9608 Loiret Blvd. Lenexa, KS 66219 Phone (913)599-5665	Pace Analytical Dallas 400 West Bethany Drive Suite 190 Allen, TX 75013 Phone (972)727-1123

WO# 7543729

Item	Sample ID	Sample Type	Collect Date/Time	Lab ID	Matrix	Preserved Containers						Requested Analysis											LAB USE ONLY
						BP3S	DG9U					EPA 8015 Chloroethanol/PCBs	Total Phosphate										
01	MW-36R-201605	PS	5/3/2016 10:45	60218288026	Water	1	3					X	X										D18

Transfers	Released By	Date/Time	Received	Date/Time
1		5/5/16 1700	Pace	5/6/16 0905
2				
3				

Comments

Cooler Temperature on Receipt 1.6 °C IR02 **Custody Seal** (Y) or N **Received on Ice** (Y) or N **Samples Intact** (Y) or N

					Comments
Transfers	Released By	Date/Time	Received	Date/Time	WO# 7543729
1	[illegible]	5/4 1600	Kathy Weems IP		
2					
3	IDS				

Cooler Temperature on Receipt 1.4 °C **Custody Seal** Y or N **Received on Ice** Y or N **Samples Intact** Y or N

****In order to maintain client confidentiality, location/name of the sampling site, sampler's name and signature may not be provided on this COC document. This chain of custody is considered complete as is since this information is available in the owner laboratory.*

Pace Analytical

Sample Condition Upon Receipt

☑Dallas ☐Ft Worth ☐San Angelo

Client Name: Pace-Kansas Project Work order: 7543729

Courier: FedEX ☑ UPS ☐ USPS ☐ Client ☐ Courier ☐ LSO ☐ PACE ☐ Other:_____

Tracking#: 6703 1642 5946

Custody Seal on Cooler/Box: Yes ☑ No ☐ **Seals Intact:** Yes ☑ No ☐ NA ☐

Packing Material: Bubble Wrap ☐ Bubble Bags ☐ Foam ☐ None ☐ Other ☐

Thermometer Used: IR-05 Type of Ice: Wet ☐ Blue ☐ None ☐ Sample Received on ice, cooling process has begun ☑

Cooler Temp: 1.4°C (Temp should be above freezing to 6°C)

Chain of Custody Present	Yes ☑ No ☐ NA ☐	1
Chain of Custody filled out	Yes ☑ No ☐ NA ☐	2
Chain of Custody relinquished	Yes ☑ No ☐ NA ☐	3
Sampler name & signature on COC	Yes ☑ No ☐ NA ☐	4
Sample received within HT	Yes ☑ No ☐ NA ☐	5
Short HT analyses (<72 hrs)	Yes ☐ No ☑ NA ☐	6
Rush TAT requested	Yes ☐ No ☑ NA ☐	7
Sufficient Volume received	Yes ☐ No ☑ NA ☐	8 Did not receive the 8015 samples for -010, -022, -023
Correct Container used Pace Container used	Yes ☑ No ☐ NA ☐ Yes ☑ No ☐ NA ☐	9
Container Intact	Yes ☑ No ☐ NA ☐	10
Unpreserved 5035A soil frozen within 48 hrs	Yes ☐ No ☐ NA ☑	11
Filtered volume received for Dissolved tests	Yes ☐ No ☐ NA ☑	12
Sample labels match COC Include date/time/ID/analyses Matrix: Water	Yes ☑ No ☐ NA ☐	13
All containers needing preservation have been checked	Yes ☑ No ☐ NA ☐	14a. Lot# of pH strip: 4715CF pH checked Yes ☑ No ☐ pH<2 ☑ pH>9 ☐ pH>12 ☐ Lot# of Iodine strip:_____ Lot# of Lead Acetate strip:_____
Do containers require preservation at the lab	Yes ☐ No ☑ NA ☐	14b. Preservation: / Lot#:
All containers needing preservation are found to be in Compliance with EPA recommendation **Exception:** VOA, coliform, O&G	Yes ☑ No ☐ NA ☐ Yes ☐ No ☑	14c.
Are soil samples (volatiles) received in Bulk ☐ Terracore ☐ EnCore ☐	NA ☑	15.
Trip Blank present Trip Blank Custody Seals Intact Pace Trip Blank Lot# (if purchased):_____	Yes ☐ No ☐ NA ☑ Yes ☐ No ☐ NA ☑	16.
Headspace in VOA (>6mm)	Yes ☐ No ☐ NA ☑	17.
Project sampled in USDA Regulated Area:	Yes ☐ No ☐ NA ☑	18. List State _____

Client Notification/Resolution/Comments:

Person Contacted:_____ Date:_____

Comments/Resolution:_____

Person Examining Contents: mm Date: 5-5-14

Pace Analytical

Sample Condition Upon Receipt

☑Dallas ☐Ft Worth ☐San Angelo

Client Name: Pace KS Project Work order: 7543729

Courier: FedEX ☑ UPS ☐ USPS ☐ Client ☐ Courier ☐ LSO ☐ PACE ☐ Other:

Tracking#: 6703 1644 1642 5895 + 6703 1642 5884 + 6703 5873

Custody Seal on Cooler/Box: Yes ☑ 5/6/16 No ☐ **Seals Intact:** Yes ☑ 1642 No ☐ NA ☐

Packing Material: Bubble Wrap ☐ Bubble Bags ☐ Foam ☑ None ☐ Other ☐

Thermometer Used: IR-02 Type of Ice: Wet ☑ Blue ☐ None ☐ Sample Received on ice, cooling process has begun ☑

Cooler Temp: 1.6°c (Temp should be above freezing to 6°C)

Chain of Custody Present	Yes ☑ No ☐ NA ☐	1
Chain of Custody filled out	Yes ☑ No ☐ NA ☐	2
Chain of Custody relinquished	Yes ☑ No ☐ NA ☐	3
Sampler name & signature on COC	5-6-16 Yes ☒ No ☑ NA ☐ MM	4
Sample received within HT	Yes ☑ No ☐ NA ☐	5
Short HT analyses (<72 hrs)	Yes ☐ No ☑ NA ☐	6
Rush TAT requested	Yes ☐ No ☑ NA ☐	7
Sufficient Volume received	Yes ☑ No ☐ NA ☐	8
Correct Container used Pace Container used	Yes ☑ No ☐ NA ☐ Yes ☑ No ☐ NA ☐	9
Container Intact	Yes ☑ No ☐ NA ☐	10
Unpreserved 5035A soil frozen within 48 hrs	Yes ☐ No ☐ NA ☑	11
Filtered volume received for Dissolved tests	Yes ☐ No ☐ NA ☑	12
Sample labels match COC Include date/time/ID/analyses Matrix: Water	Yes ☑ No ☐ NA ☐	13
All containers needing preservation have been checked	Yes ☑ No ☐ NA ☐	14a. Lot# of pH strip: 471546 pH checked Yes ☑ No ☐ pH<2 ☑ pH>9 ☐ pH>12 ☐ Lot# of Iodine strip: Lot# of Lead Acetate strip:
Do containers require preservation at the lab	Yes ☐ No ☑ NA ☐	14b. Preservation: / Lot#:
All containers needing preservation are found to be in Compliance with EPA recommendation **Exception**: VOA, coliform, O&G	Yes ☑ No ☐ NA ☐ Yes ☐ No ☑	14c.
Are soil samples (volatiles) received in Bulk ☐ Terracore ☐ EnCore ☐ NA ☑		15.
Trip Blank present Trip Blank Custody Seals Intact Pace Trip Blank Lot# (if purchased):	Yes ☐ No ☐ NA ☑ Yes ☐ No ☐ NA ☑	16.
Headspace in VOA (>6mm)	Yes ☐ No ☐ NA ☑	17.
Project sampled in USDA Regulated Area:	Yes ☐ No ☐ NA ☑	18. List State

Client Notification/Resolution/Comments:

Person Contacted: Date:

Comments/Resolution:

Person Examining Contents: MM Date: 5-6-16

Pace Analytical Services, Inc.
9608 Loiret Blvd.
Lenexa, KS 66219
(913)599-5665

May 17, 2016

Wendy Stonestreet
Ramboll Environ
7500 College Blvd Ste 925
Overland Park, KS 66210

RE: Project: FORT SMITH, AR
Pace Project No.: 60218294

Dear Wendy Stonestreet:
Enclosed are the analytical results for sample(s) received by the laboratory on May 04, 2016. The results relate only to the samples included in this report. Results reported herein conform to the most current TNI standards and the laboratory's Quality Assurance Manual, where applicable, unless otherwise noted in the body of the report.

If you have any questions concerning this report, please feel free to contact me.

Sincerely,

Colleen Clyne
colleen.clyne@pacelabs.com
Project Manager

Enclosures

cc: Tamara Gleason, Ramboll Environ

This report shall not be reproduced, except in full,
without the written consent of Pace Analytical Services, Inc..

Pace Analytical Services, Inc.
9608 Loiret Blvd.
Lenexa, KS 66219
(913)599-5665

CERTIFICATIONS

Project: FORT SMITH, AR
Pace Project No.: 60218294

Kansas Certification IDs

9608 Loiret Boulevard, Lenexa, KS 66219
WY STR Certification #: 2456.01
Arkansas Certification #: 15-016-0
Illinois Certification #: 003097
Iowa Certification #: 118
Kansas/NELAP Certification #: E-10116
Louisiana Certification #: 03055
Nevada Certification #: KS000212008A
Oklahoma Certification #: 9205/9935
Texas Certification #: T104704407
Utah Certification #: KS00021
Kansas Field Laboratory Accreditation: # E-92587

Dallas Certification IDs:

400 West Bethany Dr Suite 190, Allen, TX 75013
EPA# TX00074
Texas Certification #: T104704232-15-12
Texas Certification #: T104704232-14-8
Kansas Certification #: E-10388
Arkansas Certification #: 88-0647
Oklahoma Certification #: 2014-055
Louisiana Certification #: 02007

This report shall not be reproduced, except in full,
without the written consent of Pace Analytical Services, Inc..

Pace Analytical Services, Inc.
9608 Loiret Blvd.
Lenexa, KS 66219
(913)599-5665

SAMPLE SUMMARY

Project: FORT SMITH, AR
Pace Project No.: 60218294

Lab ID	Sample ID	Matrix	Date Collected	Date Received
60218294001	**MW-99-2016-05**	Water	05/03/16 08:55	05/04/16 05:05
60218294002	**MW-184-2016-05**	Water	05/03/16 12:20	05/04/16 05:05
60218294003	**MW-96-2016-05**	Water	05/03/16 10:07	05/04/16 05:05
60218294004	**MW-98-2016-05**	Water	05/03/16 11:40	05/04/16 05:05

REPORT OF LABORATORY ANALYSIS

This report shall not be reproduced, except in full,
without the written consent of Pace Analytical Services, Inc..

Pace Analytical Services, Inc.
9608 Loiret Blvd.
Lenexa, KS 66219
(913)599-5665

SAMPLE ANALYTE COUNT

Project: FORT SMITH, AR
Pace Project No.: 60218294

Lab ID	Sample ID	Method	Analysts	Analytes Reported	Laboratory
60218294001	**MW-99-2016-05**	EPA 8015 - Alcohol	MS1	1	PASI-D
		EPA 6010	TDS	2	PASI-K
		EPA 5030B/8260	PGH	38	PASI-K
		SM 2320B	HMM	3	PASI-K
		SM 3500-Fe B#4	TJG	1	PASI-K
		SM 4500-H+B	TJG	1	PASI-K
		SM 4500-S-2 D	HMM	1	PASI-K
		EPA 300.0	OL	2	PASI-K
		EPA 350.1	RAB	1	PASI-K
		EPA 353.2	CRS	3	PASI-K
		SM 4500-CO2 D	TJG	1	PASI-K
		SM 5310C	LDB	1	PASI-K
		SM 4500-P E	AR1	1	PASI-D
60218294002	**MW-184-2016-05**	EPA 8015 - Alcohol	MS1	1	PASI-D
		EPA 6010	TDS	2	PASI-K
		EPA 5030B/8260	PGH	38	PASI-K
		SM 2320B	HMM	3	PASI-K
		SM 3500-Fe B#4	TJG	1	PASI-K
		SM 4500-H+B	TJG	1	PASI-K
		SM 4500-S-2 D	HMM	1	PASI-K
		EPA 300.0	OL	2	PASI-K
		EPA 350.1	RAB	1	PASI-K
		EPA 353.2	CRS	3	PASI-K
		SM 4500-CO2 D	TJG	1	PASI-K
		SM 5310C	LDB	1	PASI-K
		SM 4500-P E	AR1	1	PASI-D
60218294003	**MW-96-2016-05**	EPA 8015 - Alcohol	MS1	1	PASI-D
		EPA 6010	TDS	2	PASI-K
		EPA 5030B/8260	PGH	38	PASI-K
		SM 2320B	HMM	3	PASI-K
		SM 3500-Fe B#4	TJG	1	PASI-K
		SM 4500-H+B	TJG	1	PASI-K
		SM 4500-S-2 D	HMM	1	PASI-K
		EPA 300.0	OL	2	PASI-K
		EPA 350.1	RAB	1	PASI-K
		EPA 353.2	CRS	3	PASI-K
		SM 4500-CO2 D	TJG	1	PASI-K

This report shall not be reproduced, except in full,
without the written consent of Pace Analytical Services, Inc..

Pace Analytical Services, Inc.
9608 Loiret Blvd.
Lenexa, KS 66219
(913)599-5665

SAMPLE ANALYTE COUNT

Project: FORT SMITH, AR
Pace Project No.: 60218294

Lab ID	Sample ID	Method	Analysts	Analytes Reported	Laboratory
		SM 5310C	LDB	1	PASI-K
		SM 4500-P E	AR1	1	PASI-D
60218294004	**MW-98-2016-05**	EPA 8015 - Alcohol	MS1	1	PASI-D
		EPA 6010	TDS	2	PASI-K
		EPA 5030B/8260	PGH	38	PASI-K
		SM 2320B	HMM	3	PASI-K
		SM 3500-Fe B#4	TJG	1	PASI-K
		SM 4500-H+B	TJG	1	PASI-K
		SM 4500-S-2 D	HMM	1	PASI-K
		EPA 300.0	OL	2	PASI-K
		EPA 350.1	RAB	1	PASI-K
		EPA 353.2	CRS	3	PASI-K
		SM 4500-CO2 D	TJG	1	PASI-K
		SM 5310C	LDB	1	PASI-K
		SM 4500-P E	AR1	1	PASI-D

This report shall not be reproduced, except in full,
without the written consent of Pace Analytical Services, Inc..

Pace Analytical Services, Inc.
9608 Loiret Blvd.
Lenexa, KS 66219
(913)599-5665

PROJECT NARRATIVE

Project: FORT SMITH, AR
Pace Project No.: 60218294

Method: **EPA 8015 - Alcohol**
Description: Alcohol by Direct Inject GCFID
Client: Ramboll Environ_AR
Date: May 17, 2016

General Information:
4 samples were analyzed for EPA 8015 - Alcohol. All samples were received in acceptable condition with any exceptions noted below or on the chain-of custody and/or the sample condition upon receipt form (SCUR) attached at the end of this report.

Hold Time:
The samples were analyzed within the method required hold times with any exceptions noted below.

Initial Calibrations (including MS Tune as applicable):
All criteria were within method requirements with any exceptions noted below.

Continuing Calibration:
All criteria were within method requirements with any exceptions noted below.

Surrogates:
All surrogates were within QC limits with any exceptions noted below.

Method Blank:
All analytes were below the report limit in the method blank, where applicable, with any exceptions noted below.

Laboratory Control Spike:
All laboratory control spike compounds were within QC limits with any exceptions noted below.

Matrix Spikes:
All percent recoveries and relative percent differences (RPDs) were within acceptance criteria with any exceptions noted below.

Additional Comments:

This report shall not be reproduced, except in full,
without the written consent of Pace Analytical Services, Inc..

Pace Analytical Services, Inc.
9608 Loiret Blvd.
Lenexa, KS 66219
(913)599-5665

PROJECT NARRATIVE

Project: FORT SMITH, AR
Pace Project No.: 60218294

Method: **EPA 6010**
Description: 6010 MET ICP
Client: Ramboll Environ_AR
Date: May 17, 2016

General Information:
4 samples were analyzed for EPA 6010. All samples were received in acceptable condition with any exceptions noted below or on the chain-of custody and/or the sample condition upon receipt form (SCUR) attached at the end of this report.

Hold Time:
The samples were analyzed within the method required hold times with any exceptions noted below.

Sample Preparation:
The samples were prepared in accordance with EPA 3010 with any exceptions noted below.

Initial Calibrations (including MS Tune as applicable):
All criteria were within method requirements with any exceptions noted below.

Continuing Calibration:
All criteria were within method requirements with any exceptions noted below.

Method Blank:
All analytes were below the report limit in the method blank, where applicable, with any exceptions noted below.

Laboratory Control Spike:
All laboratory control spike compounds were within QC limits with any exceptions noted below.

Matrix Spikes:
All percent recoveries and relative percent differences (RPDs) were within acceptance criteria with any exceptions noted below.

Additional Comments:

This report shall not be reproduced, except in full,
without the written consent of Pace Analytical Services, Inc..

Pace Analytical Services, Inc.
9608 Loiret Blvd.
Lenexa, KS 66219
(913)599-5665

PROJECT NARRATIVE

Project: FORT SMITH, AR
Pace Project No.: 60218294

Method: **EPA 5030B/8260**
Description: 8260 MSV
Client: Ramboll Environ_AR
Date: May 17, 2016

General Information:
4 samples were analyzed for EPA 5030B/8260. All samples were received in acceptable condition with any exceptions noted below or on the chain-of custody and/or the sample condition upon receipt form (SCUR) attached at the end of this report.

Hold Time:
The samples were analyzed within the method required hold times with any exceptions noted below.

Initial Calibrations (including MS Tune as applicable):
All criteria were within method requirements with any exceptions noted below.

Continuing Calibration:
All criteria were within method requirements with any exceptions noted below.

Internal Standards:
All internal standards were within QC limits with any exceptions noted below.

Surrogates:
All surrogates were within QC limits with any exceptions noted below.

Method Blank:
All analytes were below the report limit in the method blank, where applicable, with any exceptions noted below.

Laboratory Control Spike:
All laboratory control spike compounds were within QC limits with any exceptions noted below.

Matrix Spikes:
All percent recoveries and relative percent differences (RPDs) were within acceptance criteria with any exceptions noted below.

QC Batch: MSV/75668

A matrix spike/matrix spike duplicate was not performed due to insufficient sample volume.

Additional Comments:

This report shall not be reproduced, except in full,
without the written consent of Pace Analytical Services, Inc..

Pace Analytical Services, Inc.
9608 Loiret Blvd.
Lenexa, KS 66219
(913)599-5665

PROJECT NARRATIVE

Project: FORT SMITH, AR
Pace Project No.: 60218294

Method: **SM 2320B**
Description: 2320B Alkalinity
Client: Ramboll Environ_AR
Date: May 17, 2016

General Information:
4 samples were analyzed for SM 2320B. All samples were received in acceptable condition with any exceptions noted below or on the chain-of custody and/or the sample condition upon receipt form (SCUR) attached at the end of this report.

Hold Time:
The samples were analyzed within the method required hold times with any exceptions noted below.

Method Blank:
All analytes were below the report limit in the method blank, where applicable, with any exceptions noted below.

Laboratory Control Spike:
All laboratory control spike compounds were within QC limits with any exceptions noted below.

Matrix Spikes:
All percent recoveries and relative percent differences (RPDs) were within acceptance criteria with any exceptions noted below.

Duplicate Sample:
All duplicate sample results were within method acceptance criteria with any exceptions noted below.

Additional Comments:

This report shall not be reproduced, except in full,
without the written consent of Pace Analytical Services, Inc..

Pace Analytical Services, Inc.
9608 Loiret Blvd.
Lenexa, KS 66219
(913)599-5665

PROJECT NARRATIVE

Project: FORT SMITH, AR
Pace Project No.: 60218294

Method: **SM 3500-Fe B#4**
Description: Iron, Ferric (Calculation)
Client: Ramboll Environ_AR
Date: May 17, 2016

General Information:
4 samples were analyzed for SM 3500-Fe B#4. All samples were received in acceptable condition with any exceptions noted below or on the chain-of custody and/or the sample condition upon receipt form (SCUR) attached at the end of this report.

Hold Time:
The samples were analyzed within the method required hold times with any exceptions noted below.

Method Blank:
All analytes were below the report limit in the method blank, where applicable, with any exceptions noted below.

Laboratory Control Spike:
All laboratory control spike compounds were within QC limits with any exceptions noted below.

Matrix Spikes:
All percent recoveries and relative percent differences (RPDs) were within acceptance criteria with any exceptions noted below.

Additional Comments:

Batch Comments:

Ferrous Fe perfromed in the field
- QC Batch: WET / 61813

This report shall not be reproduced, except in full,
without the written consent of Pace Analytical Services, Inc..

Pace Analytical Services, Inc.
9608 Loiret Blvd.
Lenexa, KS 66219
(913)599-5665

PROJECT NARRATIVE

Project: FORT SMITH, AR
Pace Project No.: 60218294

Method: **SM 4500-H+B**
Description: 4500H+ pH, Electrometric
Client: Ramboll Environ_AR
Date: May 17, 2016

General Information:
4 samples were analyzed for SM 4500-H+B. All samples were received in acceptable condition with any exceptions noted below or on the chain-of custody and/or the sample condition upon receipt form (SCUR) attached at the end of this report.

Hold Time:
The samples were analyzed within the method required hold times with any exceptions noted below.

H6: Analysis initiated outside of the 15 minute EPA required holding time.
- MW-184-2016-05 (Lab ID: 60218294002)
- MW-96-2016-05 (Lab ID: 60218294003)
- MW-98-2016-05 (Lab ID: 60218294004)
- MW-99-2016-05 (Lab ID: 60218294001)

Method Blank:
All analytes were below the report limit in the method blank, where applicable, with any exceptions noted below.

Laboratory Control Spike:
All laboratory control spike compounds were within QC limits with any exceptions noted below.

Matrix Spikes:
All percent recoveries and relative percent differences (RPDs) were within acceptance criteria with any exceptions noted below.

Additional Comments:

Batch Comments:

Field pH
- QC Batch: WET / 61817

This report shall not be reproduced, except in full,
without the written consent of Pace Analytical Services, Inc..

Pace Analytical Services, Inc.
9608 Loiret Blvd.
Lenexa, KS 66219
(913)599-5665

PROJECT NARRATIVE

Project: FORT SMITH, AR
Pace Project No.: 60218294

Method: **SM 4500-S-2 D**
Description: 4500S2D Sulfide, Total
Client: Ramboll Environ_AR
Date: May 17, 2016

General Information:
4 samples were analyzed for SM 4500-S-2 D. All samples were received in acceptable condition with any exceptions noted below or on the chain-of custody and/or the sample condition upon receipt form (SCUR) attached at the end of this report.

Hold Time:
The samples were analyzed within the method required hold times with any exceptions noted below.

Method Blank:
All analytes were below the report limit in the method blank, where applicable, with any exceptions noted below.

Laboratory Control Spike:
All laboratory control spike compounds were within QC limits with any exceptions noted below.

Matrix Spikes:
All percent recoveries and relative percent differences (RPDs) were within acceptance criteria with any exceptions noted below.

QC Batch: WET/61627

A matrix spike and/or matrix spike duplicate (MS/MSD) were performed on the following sample(s): 60218344001

M1: Matrix spike recovery exceeded QC limits. Batch accepted based on laboratory control sample (LCS) recovery.

- MS (Lab ID: 1752525)
  - Sulfide, Total
- MSD (Lab ID: 1752526)
  - Sulfide, Total

Duplicate Sample:
All duplicate sample results were within method acceptance criteria with any exceptions noted below.

Additional Comments:

This report shall not be reproduced, except in full,
without the written consent of Pace Analytical Services, Inc..

Pace Analytical Services, Inc.
9608 Loiret Blvd.
Lenexa, KS 66219
(913)599-5665

PROJECT NARRATIVE

Project: FORT SMITH, AR
Pace Project No.: 60218294

Method: **EPA 300.0**
Description: 300.0 IC Anions 28 Days
Client: Ramboll Environ_AR
Date: May 17, 2016

General Information:
4 samples were analyzed for EPA 300.0. All samples were received in acceptable condition with any exceptions noted below or on the chain-of custody and/or the sample condition upon receipt form (SCUR) attached at the end of this report.

Hold Time:
The samples were analyzed within the method required hold times with any exceptions noted below.

Initial Calibrations (including MS Tune as applicable):
All criteria were within method requirements with any exceptions noted below.

Continuing Calibration:
All criteria were within method requirements with any exceptions noted below.

Method Blank:
All analytes were below the report limit in the method blank, where applicable, with any exceptions noted below.

Laboratory Control Spike:
All laboratory control spike compounds were within QC limits with any exceptions noted below.

Matrix Spikes:
All percent recoveries and relative percent differences (RPDs) were within acceptance criteria with any exceptions noted below.

Additional Comments:

This report shall not be reproduced, except in full,
without the written consent of Pace Analytical Services, Inc..

Pace Analytical Services, Inc.
9608 Loiret Blvd.
Lenexa, KS 66219
(913)599-5665

PROJECT NARRATIVE

Project: FORT SMITH, AR
Pace Project No.: 60218294

Method: **EPA 350.1**
Description: 350.1 Ammonia
Client: Ramboll Environ_AR
Date: May 17, 2016

General Information:
4 samples were analyzed for EPA 350.1. All samples were received in acceptable condition with any exceptions noted below or on the chain-of custody and/or the sample condition upon receipt form (SCUR) attached at the end of this report.

Hold Time:
The samples were analyzed within the method required hold times with any exceptions noted below.

Initial Calibrations (including MS Tune as applicable):
All criteria were within method requirements with any exceptions noted below.

Continuing Calibration:
All criteria were within method requirements with any exceptions noted below.

Method Blank:
All analytes were below the report limit in the method blank, where applicable, with any exceptions noted below.

Laboratory Control Spike:
All laboratory control spike compounds were within QC limits with any exceptions noted below.

Matrix Spikes:
All percent recoveries and relative percent differences (RPDs) were within acceptance criteria with any exceptions noted below.

Duplicate Sample:
All duplicate sample results were within method acceptance criteria with any exceptions noted below.

Additional Comments:

This report shall not be reproduced, except in full,
without the written consent of Pace Analytical Services, Inc..

Pace Analytical Services, Inc.
9608 Loiret Blvd.
Lenexa, KS 66219
(913)599-5665

PROJECT NARRATIVE

Project: FORT SMITH, AR
Pace Project No.: 60218294

Method: **EPA 353.2**
Description: 353.2 Nitrogen, NO2/NO3 unpres
Client: Ramboll Environ_AR
Date: May 17, 2016

General Information:
4 samples were analyzed for EPA 353.2. All samples were received in acceptable condition with any exceptions noted below or on the chain-of custody and/or the sample condition upon receipt form (SCUR) attached at the end of this report.

Hold Time:
The samples were analyzed within the method required hold times with any exceptions noted below.

Initial Calibrations (including MS Tune as applicable):
All criteria were within method requirements with any exceptions noted below.

Continuing Calibration:
All criteria were within method requirements with any exceptions noted below.

Method Blank:
All analytes were below the report limit in the method blank, where applicable, with any exceptions noted below.

Laboratory Control Spike:
All laboratory control spike compounds were within QC limits with any exceptions noted below.

Matrix Spikes:
All percent recoveries and relative percent differences (RPDs) were within acceptance criteria with any exceptions noted below.

Duplicate Sample:
All duplicate sample results were within method acceptance criteria with any exceptions noted below.

Additional Comments:

This report shall not be reproduced, except in full,
without the written consent of Pace Analytical Services, Inc..

Pace Analytical Services, Inc.
9608 Loiret Blvd.
Lenexa, KS 66219
(913)599-5665

PROJECT NARRATIVE

Project: FORT SMITH, AR
Pace Project No.: 60218294

Method: **SM 4500-CO2 D**
Description: Total Carbon Dioxide Calc
Client: Ramboll Environ_AR
Date: May 17, 2016

General Information:
4 samples were analyzed for SM 4500-CO2 D. All samples were received in acceptable condition with any exceptions noted below or on the chain-of custody and/or the sample condition upon receipt form (SCUR) attached at the end of this report.

Hold Time:
The samples were analyzed within the method required hold times with any exceptions noted below.

Initial Calibrations (including MS Tune as applicable):
All criteria were within method requirements with any exceptions noted below.

Continuing Calibration:
All criteria were within method requirements with any exceptions noted below.

Method Blank:
All analytes were below the report limit in the method blank, where applicable, with any exceptions noted below.

Laboratory Control Spike:
All laboratory control spike compounds were within QC limits with any exceptions noted below.

Matrix Spikes:
All percent recoveries and relative percent differences (RPDs) were within acceptance criteria with any exceptions noted below.

Additional Comments:

This report shall not be reproduced, except in full,
without the written consent of Pace Analytical Services, Inc..

Pace Analytical Services, Inc.
9608 Loiret Blvd.
Lenexa, KS 66219
(913)599-5665

PROJECT NARRATIVE

Project: FORT SMITH, AR
Pace Project No.: 60218294

Method: **SM 5310C**
Description: 5310C TOC
Client: Ramboll Environ_AR
Date: May 17, 2016

General Information:
4 samples were analyzed for SM 5310C. All samples were received in acceptable condition with any exceptions noted below or on the chain-of custody and/or the sample condition upon receipt form (SCUR) attached at the end of this report.

Hold Time:
The samples were analyzed within the method required hold times with any exceptions noted below.

Initial Calibrations (including MS Tune as applicable):
All criteria were within method requirements with any exceptions noted below.

Continuing Calibration:
All criteria were within method requirements with any exceptions noted below.

Method Blank:
All analytes were below the report limit in the method blank, where applicable, with any exceptions noted below.

QC Batch: WETA/39388

B: Analyte was detected in the associated method blank.

- BLANK for HBN 429613 [WETA/393 (Lab ID: 1755250)
  - Total Organic Carbon

Laboratory Control Spike:
All laboratory control spike compounds were within QC limits with any exceptions noted below.

Matrix Spikes:
All percent recoveries and relative percent differences (RPDs) were within acceptance criteria with any exceptions noted below.

QC Batch: WETA/39388

A matrix spike and/or matrix spike duplicate (MS/MSD) were performed on the following sample(s): 60218184009

M1: Matrix spike recovery exceeded QC limits. Batch accepted based on laboratory control sample (LCS) recovery.

- MS (Lab ID: 1755252)
  - Total Organic Carbon

Duplicate Sample:
All duplicate sample results were within method acceptance criteria with any exceptions noted below.

Additional Comments:

This report shall not be reproduced, except in full,
without the written consent of Pace Analytical Services, Inc..

Pace Analytical Services, Inc.
9608 Loiret Blvd.
Lenexa, KS 66219
(913)599-5665

PROJECT NARRATIVE

Project: FORT SMITH, AR
Pace Project No.: 60218294

Method: **SM 4500-P E**
Description: SM4500P-E, Total Phosphorus
Client: Ramboll Environ_AR
Date: May 17, 2016

General Information:
4 samples were analyzed for SM 4500-P E. All samples were received in acceptable condition with any exceptions noted below or on the chain-of custody and/or the sample condition upon receipt form (SCUR) attached at the end of this report.

Hold Time:
The samples were analyzed within the method required hold times with any exceptions noted below.

Sample Preparation:
The samples were prepared in accordance with SM4500-P B with any exceptions noted below.

Initial Calibrations (including MS Tune as applicable):
All criteria were within method requirements with any exceptions noted below.

Continuing Calibration:
All criteria were within method requirements with any exceptions noted below.

Method Blank:
All analytes were below the report limit in the method blank, where applicable, with any exceptions noted below.

Laboratory Control Spike:
All laboratory control spike compounds were within QC limits with any exceptions noted below.

Matrix Spikes:
All percent recoveries and relative percent differences (RPDs) were within acceptance criteria with any exceptions noted below.

Additional Comments:

This data package has been reviewed for quality and completeness and is approved for release.

This report shall not be reproduced, except in full,
without the written consent of Pace Analytical Services, Inc..

Pace Analytical Services, Inc.
9608 Loiret Blvd.
Lenexa, KS 66219
(913)599-5665

ANALYTICAL RESULTS

Project: FORT SMITH, AR
Pace Project No.: 60218294

Sample: MW-99-2016-05 **Lab ID: 60218294001** Collected: 05/03/16 08:55 Received: 05/04/16 05:05 Matrix: Water

Parameters	Results	Units	Report Limit	MDL	DF	Prepared	Analyzed	CAS No.	Qual
Alcohol by Direct Inject GCFID	Analytical Method: EPA 8015 - Alcohol								
2-Chloroethanol	ND	ug/L	10000	1510	1		05/10/16 16:30	107-07-3	
6010 MET ICP	Analytical Method: EPA 6010 Preparation Method: EPA 3010								
Iron	**1590**	ug/L	50.0	8.8	1	05/04/16 14:25	05/05/16 12:09	7439-89-6	
Manganese	**34.5**	ug/L	5.0	0.25	1	05/04/16 14:25	05/05/16 12:09	7439-96-5	
8260 MSV	Analytical Method: EPA 5030B/8260								
Acetone	ND	ug/L	10.0	1.9	1		05/10/16 10:11	67-64-1	
Benzene	ND	ug/L	1.0	0.060	1		05/10/16 10:11	71-43-2	
Bromodichloromethane	ND	ug/L	1.0	0.19	1		05/10/16 10:11	75-27-4	
Bromoform	ND	ug/L	1.0	0.070	1		05/10/16 10:11	75-25-2	
Bromomethane	ND	ug/L	5.0	0.16	1		05/10/16 10:11	74-83-9	
2-Butanone (MEK)	ND	ug/L	10.0	0.59	1		05/10/16 10:11	78-93-3	
Carbon disulfide	ND	ug/L	5.0	0.12	1		05/10/16 10:11	75-15-0	
Carbon tetrachloride	ND	ug/L	1.0	0.18	1		05/10/16 10:11	56-23-5	
Chlorobenzene	ND	ug/L	1.0	0.21	1		05/10/16 10:11	108-90-7	
Chloroethane	ND	ug/L	1.0	0.15	1		05/10/16 10:11	75-00-3	
Chloroform	ND	ug/L	1.0	0.14	1		05/10/16 10:11	67-66-3	
Chloromethane	ND	ug/L	1.0	0.080	1		05/10/16 10:11	74-87-3	
Dibromochloromethane	ND	ug/L	1.0	0.21	1		05/10/16 10:11	124-48-1	
1,1-Dichloroethane	ND	ug/L	1.0	0.050	1		05/10/16 10:11	75-34-3	
1,2-Dichloroethane	ND	ug/L	1.0	0.12	1		05/10/16 10:11	107-06-2	
1,1-Dichloroethene	ND	ug/L	1.0	0.20	1		05/10/16 10:11	75-35-4	
cis-1,2-Dichloroethene	ND	ug/L	1.0	0.080	1		05/10/16 10:11	156-59-2	
trans-1,2-Dichloroethene	ND	ug/L	1.0	0.20	1		05/10/16 10:11	156-60-5	
1,2-Dichloropropane	ND	ug/L	1.0	0.16	1		05/10/16 10:11	78-87-5	
cis-1,3-Dichloropropene	ND	ug/L	1.0	0.14	1		05/10/16 10:11	10061-01-5	
trans-1,3-Dichloropropene	ND	ug/L	1.0	0.12	1		05/10/16 10:11	10061-02-6	
Ethylbenzene	ND	ug/L	1.0	0.18	1		05/10/16 10:11	100-41-4	
2-Hexanone	ND	ug/L	10.0	1.2	1		05/10/16 10:11	591-78-6	
Methylene chloride	ND	ug/L	1.0	0.15	1		05/10/16 10:11	75-09-2	
4-Methyl-2-pentanone (MIBK)	ND	ug/L	10.0	0.42	1		05/10/16 10:11	108-10-1	
Styrene	ND	ug/L	1.0	0.12	1		05/10/16 10:11	100-42-5	
1,1,2,2-Tetrachloroethane	ND	ug/L	1.0	0.15	1		05/10/16 10:11	79-34-5	
Tetrachloroethene	ND	ug/L	1.0	0.10	1		05/10/16 10:11	127-18-4	
Toluene	ND	ug/L	1.0	0.17	1		05/10/16 10:11	108-88-3	
1,1,1-Trichloroethane	ND	ug/L	1.0	0.11	1		05/10/16 10:11	71-55-6	
1,1,2-Trichloroethane	ND	ug/L	1.0	0.20	1		05/10/16 10:11	79-00-5	
Trichloroethene	ND	ug/L	1.0	0.17	1		05/10/16 10:11	79-01-6	
Vinyl chloride	ND	ug/L	1.0	0.13	1		05/10/16 10:11	75-01-4	
Xylene (Total)	ND	ug/L	3.0	0.42	1		05/10/16 10:11	1330-20-7	
Surrogates									
4-Bromofluorobenzene (S)	99	%	77-130		1		05/10/16 10:11	460-00-4	
1,2-Dichloroethane-d4 (S)	96	%	81-127		1		05/10/16 10:11	17060-07-0	
Toluene-d8 (S)	97	%	80-120		1		05/10/16 10:11	2037-26-5	
Preservation pH	**1.0**		0.10	0.10	1		05/10/16 10:11		

REPORT OF LABORATORY ANALYSIS

This report shall not be reproduced, except in full,
without the written consent of Pace Analytical Services, Inc..

Pace Analytical Services, Inc.
9608 Loiret Blvd.
Lenexa, KS 66219
(913)599-5665

ANALYTICAL RESULTS

Project: FORT SMITH, AR
Pace Project No.: 60218294

Sample: MW-99-2016-05 **Lab ID: 60218294001** Collected: 05/03/16 08:55 Received: 05/04/16 05:05 Matrix: Water

Parameters	Results	Units	Report Limit	MDL	DF	Prepared	Analyzed	CAS No.	Qual
2320B Alkalinity	Analytical Method: SM 2320B								
Alkalinity,Bicarbonate (CaCO3)	**57.3**	mg/L	20.0	2.0	1		05/10/16 15:19		
Alkalinity, Carbonate (CaCO3)	ND	mg/L	20.0	2.0	1		05/10/16 15:19		
Alkalinity, Total as CaCO3	**57.3**	mg/L	20.0	2.0	1		05/10/16 15:19		
Iron, Ferric (Calculation)	Analytical Method: SM 3500-Fe B#4								
Iron, Ferric	**1.5**	mg/L	0.20		1		05/16/16 00:00	7439-89-6	
4500H+ pH, Electrometric	Analytical Method: SM 4500-H+B								
pH at 25 Degrees C	**6.3**	Std. Units	0.10	0.10	1		05/03/16 17:00		H6
4500S2D Sulfide, Total	Analytical Method: SM 4500-S-2 D								
Sulfide, Total	ND	mg/L	0.050	0.012	1		05/06/16 17:37	18496-25-8	
300.0 IC Anions 28 Days	Analytical Method: EPA 300.0								
Chloride	**5.7**	mg/L	1.0	0.50	1		05/08/16 18:44	16887-00-6	
Sulfate	**7.1**	mg/L	1.0	0.25	1		05/08/16 18:44	14808-79-8	
350.1 Ammonia	Analytical Method: EPA 350.1								
Nitrogen, Ammonia	ND	mg/L	0.10	0.046	1		05/09/16 18:26	7664-41-7	
353.2 Nitrogen, NO2/NO3 unpres	Analytical Method: EPA 353.2								
Nitrogen, Nitrate	**0.70**	mg/L	0.10	0.012	1		05/04/16 14:49		
Nitrogen, Nitrite	ND	mg/L	0.10	0.010	1		05/04/16 14:49		
Nitrogen, NO2 plus NO3	**0.70**	mg/L	0.10	0.012	1		05/04/16 14:49		
Total Carbon Dioxide Calc	Analytical Method: SM 4500-CO2 D								
Carbon Dioxide Calculation	**112**	mg/L	20.0	20.0	1		05/17/16 11:50		
5310C TOC	Analytical Method: SM 5310C								
Total Organic Carbon	**0.36J**	mg/L	1.0	0.054	1		05/10/16 14:52	7440-44-0	B
SM4500P-E, Total Phosphorus	Analytical Method: SM 4500-P E Preparation Method: SM4500-P B								
Phosphate as P04	**0.17**	mg/L	0.030	0.010	1	05/12/16 06:21	05/12/16 11:05		

REPORT OF LABORATORY ANALYSIS

This report shall not be reproduced, except in full,
without the written consent of Pace Analytical Services, Inc..

Pace Analytical Services, Inc.
9608 Loiret Blvd.
Lenexa, KS 66219
(913)599-5665

ANALYTICAL RESULTS

Project: FORT SMITH, AR
Pace Project No.: 60218294

Sample: MW-184-2016-05 **Lab ID: 60218294002** Collected: 05/03/16 12:20 Received: 05/04/16 05:05 Matrix: Water

Parameters	Results	Units	Report Limit	MDL	DF	Prepared	Analyzed	CAS No.	Qual
Alcohol by Direct Inject GCFID	Analytical Method: EPA 8015 - Alcohol								
2-Chloroethanol	ND	ug/L	10000	1510	1		05/10/16 16:42	107-07-3	
6010 MET ICP	Analytical Method: EPA 6010 Preparation Method: EPA 3010								
Iron	**1480**	ug/L	50.0	8.8	1	05/04/16 14:25	05/05/16 12:12	7439-89-6	
Manganese	**292**	ug/L	5.0	0.25	1	05/04/16 14:25	05/05/16 12:12	7439-96-5	
8260 MSV	Analytical Method: EPA 5030B/8260								
Acetone	ND	ug/L	10.0	1.9	1		05/10/16 10:26	67-64-1	
Benzene	ND	ug/L	1.0	0.060	1		05/10/16 10:26	71-43-2	
Bromodichloromethane	ND	ug/L	1.0	0.19	1		05/10/16 10:26	75-27-4	
Bromoform	ND	ug/L	1.0	0.070	1		05/10/16 10:26	75-25-2	
Bromomethane	ND	ug/L	5.0	0.16	1		05/10/16 10:26	74-83-9	
2-Butanone (MEK)	ND	ug/L	10.0	0.59	1		05/10/16 10:26	78-93-3	
Carbon disulfide	ND	ug/L	5.0	0.12	1		05/10/16 10:26	75-15-0	
Carbon tetrachloride	ND	ug/L	1.0	0.18	1		05/10/16 10:26	56-23-5	
Chlorobenzene	ND	ug/L	1.0	0.21	1		05/10/16 10:26	108-90-7	
Chloroethane	ND	ug/L	1.0	0.15	1		05/10/16 10:26	75-00-3	
Chloroform	ND	ug/L	1.0	0.14	1		05/10/16 10:26	67-66-3	
Chloromethane	ND	ug/L	1.0	0.080	1		05/10/16 10:26	74-87-3	
Dibromochloromethane	ND	ug/L	1.0	0.21	1		05/10/16 10:26	124-48-1	
1,1-Dichloroethane	ND	ug/L	1.0	0.050	1		05/10/16 10:26	75-34-3	
1,2-Dichloroethane	ND	ug/L	1.0	0.12	1		05/10/16 10:26	107-06-2	
1,1-Dichloroethene	ND	ug/L	1.0	0.20	1		05/10/16 10:26	75-35-4	
cis-1,2-Dichloroethene	ND	ug/L	1.0	0.080	1		05/10/16 10:26	156-59-2	
trans-1,2-Dichloroethene	ND	ug/L	1.0	0.20	1		05/10/16 10:26	156-60-5	
1,2-Dichloropropane	ND	ug/L	1.0	0.16	1		05/10/16 10:26	78-87-5	
cis-1,3-Dichloropropene	ND	ug/L	1.0	0.14	1		05/10/16 10:26	10061-01-5	
trans-1,3-Dichloropropene	ND	ug/L	1.0	0.12	1		05/10/16 10:26	10061-02-6	
Ethylbenzene	ND	ug/L	1.0	0.18	1		05/10/16 10:26	100-41-4	
2-Hexanone	ND	ug/L	10.0	1.2	1		05/10/16 10:26	591-78-6	
Methylene chloride	ND	ug/L	1.0	0.15	1		05/10/16 10:26	75-09-2	
4-Methyl-2-pentanone (MIBK)	ND	ug/L	10.0	0.42	1		05/10/16 10:26	108-10-1	
Styrene	ND	ug/L	1.0	0.12	1		05/10/16 10:26	100-42-5	
1,1,2,2-Tetrachloroethane	ND	ug/L	1.0	0.15	1		05/10/16 10:26	79-34-5	
Tetrachloroethene	ND	ug/L	1.0	0.10	1		05/10/16 10:26	127-18-4	
Toluene	ND	ug/L	1.0	0.17	1		05/10/16 10:26	108-88-3	
1,1,1-Trichloroethane	ND	ug/L	1.0	0.11	1		05/10/16 10:26	71-55-6	
1,1,2-Trichloroethane	ND	ug/L	1.0	0.20	1		05/10/16 10:26	79-00-5	
Trichloroethene	ND	ug/L	1.0	0.17	1		05/10/16 10:26	79-01-6	
Vinyl chloride	ND	ug/L	1.0	0.13	1		05/10/16 10:26	75-01-4	
Xylene (Total)	ND	ug/L	3.0	0.42	1		05/10/16 10:26	1330-20-7	
Surrogates									
4-Bromofluorobenzene (S)	101	%	77-130		1		05/10/16 10:26	460-00-4	
1,2-Dichloroethane-d4 (S)	96	%	81-127		1		05/10/16 10:26	17060-07-0	
Toluene-d8 (S)	97	%	80-120		1		05/10/16 10:26	2037-26-5	
Preservation pH	**1.0**		0.10	0.10	1		05/10/16 10:26		

REPORT OF LABORATORY ANALYSIS

This report shall not be reproduced, except in full,
without the written consent of Pace Analytical Services, Inc..

Pace Analytical Services, Inc.
9608 Loiret Blvd.
Lenexa, KS 66219
(913)599-5665

ANALYTICAL RESULTS

Project: FORT SMITH, AR
Pace Project No.: 60218294

Sample: MW-184-2016-05 **Lab ID: 60218294002** Collected: 05/03/16 12:20 Received: 05/04/16 05:05 Matrix: Water

Parameters	Results	Units	Report Limit	MDL	DF	Prepared	Analyzed	CAS No.	Qual
2320B Alkalinity	Analytical Method: SM 2320B								
Alkalinity,Bicarbonate (CaCO3)	**51.7**	mg/L	20.0	2.0	1		05/11/16 10:06		
Alkalinity, Carbonate (CaCO3)	ND	mg/L	20.0	2.0	1		05/11/16 10:06		
Alkalinity, Total as CaCO3	**51.7**	mg/L	20.0	2.0	1		05/11/16 10:06		
Iron, Ferric (Calculation)	Analytical Method: SM 3500-Fe B#4								
Iron, Ferric	**1.4**	mg/L	0.20		1		05/16/16 00:00	7439-89-6	
4500H+ pH, Electrometric	Analytical Method: SM 4500-H+B								
pH at 25 Degrees C	**6.2**	Std. Units	0.10	0.10	1		05/03/16 17:00		H6
4500S2D Sulfide, Total	Analytical Method: SM 4500-S-2 D								
Sulfide, Total	ND	mg/L	0.050	0.012	1		05/06/16 17:37	18496-25-8	
300.0 IC Anions 28 Days	Analytical Method: EPA 300.0								
Chloride	**7.2**	mg/L	1.0	0.50	1		05/08/16 19:28	16887-00-6	
Sulfate	**3.1**	mg/L	1.0	0.25	1		05/08/16 19:28	14808-79-8	
350.1 Ammonia	Analytical Method: EPA 350.1								
Nitrogen, Ammonia	**0.60**	mg/L	0.10	0.046	1		05/09/16 18:29	7664-41-7	
353.2 Nitrogen, NO2/NO3 unpres	Analytical Method: EPA 353.2								
Nitrogen, Nitrate	**0.54**	mg/L	0.10	0.012	1		05/04/16 16:23		
Nitrogen, Nitrite	ND	mg/L	0.10	0.010	1		05/04/16 16:23		
Nitrogen, NO2 plus NO3	**0.54**	mg/L	0.10	0.012	1		05/04/16 16:23		
Total Carbon Dioxide Calc	Analytical Method: SM 4500-CO2 D								
Carbon Dioxide Calculation	**105**	mg/L	20.0	20.0	1		05/17/16 11:50		
5310C TOC	Analytical Method: SM 5310C								
Total Organic Carbon	**0.38J**	mg/L	1.0	0.054	1		05/10/16 15:05	7440-44-0	B
SM4500P-E, Total Phosphorus	Analytical Method: SM 4500-P E Preparation Method: SM4500-P B								
Phosphate as P04	**0.11**	mg/L	0.030	0.010	1	05/12/16 06:21	05/12/16 11:06		

REPORT OF LABORATORY ANALYSIS

This report shall not be reproduced, except in full,
without the written consent of Pace Analytical Services, Inc..

Pace Analytical Services, Inc.
9608 Loiret Blvd.
Lenexa, KS 66219
(913)599-5665

ANALYTICAL RESULTS

Project: FORT SMITH, AR
Pace Project No.: 60218294

Sample: MW-96-2016-05 **Lab ID: 60218294003** Collected: 05/03/16 10:07 Received: 05/04/16 05:05 Matrix: Water

Parameters	Results	Units	Report Limit	MDL	DF	Prepared	Analyzed	CAS No.	Qual
Alcohol by Direct Inject GCFID	Analytical Method: EPA 8015 - Alcohol								
2-Chloroethanol	ND	ug/L	10000	1510	1		05/10/16 16:53	107-07-3	
6010 MET ICP	Analytical Method: EPA 6010 Preparation Method: EPA 3010								
Iron	**2000**	ug/L	50.0	8.8	1	05/04/16 14:25	05/05/16 12:14	7439-89-6	
Manganese	**536**	ug/L	5.0	0.25	1	05/04/16 14:25	05/05/16 12:14	7439-96-5	
8260 MSV	Analytical Method: EPA 5030B/8260								
Acetone	ND	ug/L	10.0	1.9	1		05/10/16 10:40	67-64-1	
Benzene	ND	ug/L	1.0	0.060	1		05/10/16 10:40	71-43-2	
Bromodichloromethane	ND	ug/L	1.0	0.19	1		05/10/16 10:40	75-27-4	
Bromoform	ND	ug/L	1.0	0.070	1		05/10/16 10:40	75-25-2	
Bromomethane	ND	ug/L	5.0	0.16	1		05/10/16 10:40	74-83-9	
2-Butanone (MEK)	ND	ug/L	10.0	0.59	1		05/10/16 10:40	78-93-3	
Carbon disulfide	ND	ug/L	5.0	0.12	1		05/10/16 10:40	75-15-0	
Carbon tetrachloride	ND	ug/L	1.0	0.18	1		05/10/16 10:40	56-23-5	
Chlorobenzene	ND	ug/L	1.0	0.21	1		05/10/16 10:40	108-90-7	
Chloroethane	ND	ug/L	1.0	0.15	1		05/10/16 10:40	75-00-3	
Chloroform	ND	ug/L	1.0	0.14	1		05/10/16 10:40	67-66-3	
Chloromethane	ND	ug/L	1.0	0.080	1		05/10/16 10:40	74-87-3	
Dibromochloromethane	ND	ug/L	1.0	0.21	1		05/10/16 10:40	124-48-1	
1,1-Dichloroethane	ND	ug/L	1.0	0.050	1		05/10/16 10:40	75-34-3	
1,2-Dichloroethane	ND	ug/L	1.0	0.12	1		05/10/16 10:40	107-06-2	
1,1-Dichloroethene	ND	ug/L	1.0	0.20	1		05/10/16 10:40	75-35-4	
cis-1,2-Dichloroethene	ND	ug/L	1.0	0.080	1		05/10/16 10:40	156-59-2	
trans-1,2-Dichloroethene	ND	ug/L	1.0	0.20	1		05/10/16 10:40	156-60-5	
1,2-Dichloropropane	ND	ug/L	1.0	0.16	1		05/10/16 10:40	78-87-5	
cis-1,3-Dichloropropene	ND	ug/L	1.0	0.14	1		05/10/16 10:40	10061-01-5	
trans-1,3-Dichloropropene	ND	ug/L	1.0	0.12	1		05/10/16 10:40	10061-02-6	
Ethylbenzene	ND	ug/L	1.0	0.18	1		05/10/16 10:40	100-41-4	
2-Hexanone	ND	ug/L	10.0	1.2	1		05/10/16 10:40	591-78-6	
Methylene chloride	ND	ug/L	1.0	0.15	1		05/10/16 10:40	75-09-2	
4-Methyl-2-pentanone (MIBK)	ND	ug/L	10.0	0.42	1		05/10/16 10:40	108-10-1	
Styrene	ND	ug/L	1.0	0.12	1		05/10/16 10:40	100-42-5	
1,1,2,2-Tetrachloroethane	ND	ug/L	1.0	0.15	1		05/10/16 10:40	79-34-5	
Tetrachloroethene	ND	ug/L	1.0	0.10	1		05/10/16 10:40	127-18-4	
Toluene	ND	ug/L	1.0	0.17	1		05/10/16 10:40	108-88-3	
1,1,1-Trichloroethane	ND	ug/L	1.0	0.11	1		05/10/16 10:40	71-55-6	
1,1,2-Trichloroethane	ND	ug/L	1.0	0.20	1		05/10/16 10:40	79-00-5	
Trichloroethene	ND	ug/L	1.0	0.17	1		05/10/16 10:40	79-01-6	
Vinyl chloride	ND	ug/L	1.0	0.13	1		05/10/16 10:40	75-01-4	
Xylene (Total)	ND	ug/L	3.0	0.42	1		05/10/16 10:40	1330-20-7	
Surrogates									
4-Bromofluorobenzene (S)	102	%	77-130		1		05/10/16 10:40	460-00-4	
1,2-Dichloroethane-d4 (S)	96	%	81-127		1		05/10/16 10:40	17060-07-0	
Toluene-d8 (S)	96	%	80-120		1		05/10/16 10:40	2037-26-5	
Preservation pH	**1.0**		0.10	0.10	1		05/10/16 10:40		

REPORT OF LABORATORY ANALYSIS

This report shall not be reproduced, except in full,
without the written consent of Pace Analytical Services, Inc..

Pace Analytical Services, Inc.
9608 Loiret Blvd.
Lenexa, KS 66219
(913)599-5665

ANALYTICAL RESULTS

Project: FORT SMITH, AR
Pace Project No.: 60218294

Sample: MW-96-2016-05 **Lab ID: 60218294003** Collected: 05/03/16 10:07 Received: 05/04/16 05:05 Matrix: Water

Parameters	Results	Units	Report Limit	MDL	DF	Prepared	Analyzed	CAS No.	Qual
2320B Alkalinity	Analytical Method: SM 2320B								
Alkalinity,Bicarbonate (CaCO3)	**21.2**	mg/L	20.0	2.0	1		05/11/16 00:00		
Alkalinity, Carbonate (CaCO3)	ND	mg/L	20.0	2.0	1		05/11/16 00:00		
Alkalinity, Total as CaCO3	**21.2**	mg/L	20.0	2.0	1		05/11/16 00:00		
Iron, Ferric (Calculation)	Analytical Method: SM 3500-Fe B#4								
Iron, Ferric	**0.83**	mg/L	0.20		1		05/16/16 00:00	7439-89-6	
4500H+ pH, Electrometric	Analytical Method: SM 4500-H+B								
pH at 25 Degrees C	**5.4**	Std. Units	0.10	0.10	1		05/03/16 17:00		H6
4500S2D Sulfide, Total	Analytical Method: SM 4500-S-2 D								
Sulfide, Total	ND	mg/L	0.050	0.012	1		05/06/16 17:38	18496-25-8	
300.0 IC Anions 28 Days	Analytical Method: EPA 300.0								
Chloride	**31.6**	mg/L	5.0	2.5	5		05/11/16 03:02	16887-00-6	
Sulfate	**9.3**	mg/L	1.0	0.25	1		05/11/16 02:48	14808-79-8	
350.1 Ammonia	Analytical Method: EPA 350.1								
Nitrogen, Ammonia	ND	mg/L	0.10	0.046	1		05/09/16 18:33	7664-41-7	
353.2 Nitrogen, NO2/NO3 unpres	Analytical Method: EPA 353.2								
Nitrogen, Nitrate	**0.062J**	mg/L	0.10	0.012	1		05/04/16 14:53		
Nitrogen, Nitrite	ND	mg/L	0.10	0.010	1		05/04/16 14:53		
Nitrogen, NO2 plus NO3	**0.062J**	mg/L	0.10	0.012	1		05/04/16 14:53		
Total Carbon Dioxide Calc	Analytical Method: SM 4500-CO2 D								
Carbon Dioxide Calculation	**208**	mg/L	20.0	20.0	1		05/17/16 11:50		
5310C TOC	Analytical Method: SM 5310C								
Total Organic Carbon	**0.41J**	mg/L	1.0	0.054	1		05/10/16 15:17	7440-44-0	B
SM4500P-E, Total Phosphorus	Analytical Method: SM 4500-P E Preparation Method: SM4500-P B								
Phosphate as P04	**0.043**	mg/L	0.030	0.010	1	05/12/16 06:21	05/12/16 11:07		

REPORT OF LABORATORY ANALYSIS

This report shall not be reproduced, except in full,
without the written consent of Pace Analytical Services, Inc..

Pace Analytical Services, Inc.
9608 Loiret Blvd.
Lenexa, KS 66219
(913)599-5665

ANALYTICAL RESULTS

Project: FORT SMITH, AR
Pace Project No.: 60218294

Sample: MW-98-2016-05 **Lab ID: 60218294004** Collected: 05/03/16 11:40 Received: 05/04/16 05:05 Matrix: Water

Parameters	Results	Units	Report Limit	MDL	DF	Prepared	Analyzed	CAS No.	Qual
Alcohol by Direct Inject GCFID	Analytical Method: EPA 8015 - Alcohol								
2-Chloroethanol	ND	ug/L	10000	1510	1		05/10/16 17:04	107-07-3	
6010 MET ICP	Analytical Method: EPA 6010 Preparation Method: EPA 3010								
Iron	**470**	ug/L	50.0	8.8	1	05/04/16 14:25	05/05/16 12:16	7439-89-6	
Manganese	**303**	ug/L	5.0	0.25	1	05/04/16 14:25	05/05/16 12:16	7439-96-5	
8260 MSV	Analytical Method: EPA 5030B/8260								
Acetone	ND	ug/L	10.0	1.9	1		05/10/16 10:55	67-64-1	
Benzene	ND	ug/L	1.0	0.060	1		05/10/16 10:55	71-43-2	
Bromodichloromethane	ND	ug/L	1.0	0.19	1		05/10/16 10:55	75-27-4	
Bromoform	ND	ug/L	1.0	0.070	1		05/10/16 10:55	75-25-2	
Bromomethane	ND	ug/L	5.0	0.16	1		05/10/16 10:55	74-83-9	
2-Butanone (MEK)	**3.5J**	ug/L	10.0	0.59	1		05/10/16 10:55	78-93-3	
Carbon disulfide	ND	ug/L	5.0	0.12	1		05/10/16 10:55	75-15-0	
Carbon tetrachloride	ND	ug/L	1.0	0.18	1		05/10/16 10:55	56-23-5	
Chlorobenzene	ND	ug/L	1.0	0.21	1		05/10/16 10:55	108-90-7	
Chloroethane	ND	ug/L	1.0	0.15	1		05/10/16 10:55	75-00-3	
Chloroform	ND	ug/L	1.0	0.14	1		05/10/16 10:55	67-66-3	
Chloromethane	ND	ug/L	1.0	0.080	1		05/10/16 10:55	74-87-3	
Dibromochloromethane	ND	ug/L	1.0	0.21	1		05/10/16 10:55	124-48-1	
1,1-Dichloroethane	ND	ug/L	1.0	0.050	1		05/10/16 10:55	75-34-3	
1,2-Dichloroethane	ND	ug/L	1.0	0.12	1		05/10/16 10:55	107-06-2	
1,1-Dichloroethene	ND	ug/L	1.0	0.20	1		05/10/16 10:55	75-35-4	
cis-1,2-Dichloroethene	ND	ug/L	1.0	0.080	1		05/10/16 10:55	156-59-2	
trans-1,2-Dichloroethene	ND	ug/L	1.0	0.20	1		05/10/16 10:55	156-60-5	
1,2-Dichloropropane	ND	ug/L	1.0	0.16	1		05/10/16 10:55	78-87-5	
cis-1,3-Dichloropropene	ND	ug/L	1.0	0.14	1		05/10/16 10:55	10061-01-5	
trans-1,3-Dichloropropene	ND	ug/L	1.0	0.12	1		05/10/16 10:55	10061-02-6	
Ethylbenzene	ND	ug/L	1.0	0.18	1		05/10/16 10:55	100-41-4	
2-Hexanone	ND	ug/L	10.0	1.2	1		05/10/16 10:55	591-78-6	
Methylene chloride	ND	ug/L	1.0	0.15	1		05/10/16 10:55	75-09-2	
4-Methyl-2-pentanone (MIBK)	ND	ug/L	10.0	0.42	1		05/10/16 10:55	108-10-1	
Styrene	ND	ug/L	1.0	0.12	1		05/10/16 10:55	100-42-5	
1,1,2,2-Tetrachloroethane	ND	ug/L	1.0	0.15	1		05/10/16 10:55	79-34-5	
Tetrachloroethene	ND	ug/L	1.0	0.10	1		05/10/16 10:55	127-18-4	
Toluene	ND	ug/L	1.0	0.17	1		05/10/16 10:55	108-88-3	
1,1,1-Trichloroethane	ND	ug/L	1.0	0.11	1		05/10/16 10:55	71-55-6	
1,1,2-Trichloroethane	ND	ug/L	1.0	0.20	1		05/10/16 10:55	79-00-5	
Trichloroethene	ND	ug/L	1.0	0.17	1		05/10/16 10:55	79-01-6	
Vinyl chloride	ND	ug/L	1.0	0.13	1		05/10/16 10:55	75-01-4	
Xylene (Total)	ND	ug/L	3.0	0.42	1		05/10/16 10:55	1330-20-7	
Surrogates									
4-Bromofluorobenzene (S)	101	%	77-130		1		05/10/16 10:55	460-00-4	
1,2-Dichloroethane-d4 (S)	101	%	81-127		1		05/10/16 10:55	17060-07-0	
Toluene-d8 (S)	98	%	80-120		1		05/10/16 10:55	2037-26-5	
Preservation pH	**1.0**		0.10	0.10	1		05/10/16 10:55		

REPORT OF LABORATORY ANALYSIS

This report shall not be reproduced, except in full,
without the written consent of Pace Analytical Services, Inc..

Pace Analytical Services, Inc.
9608 Loiret Blvd.
Lenexa, KS 66219
(913)599-5665

ANALYTICAL RESULTS

Project: FORT SMITH, AR
Pace Project No.: 60218294

Sample: MW-98-2016-05 **Lab ID: 60218294004** Collected: 05/03/16 11:40 Received: 05/04/16 05:05 Matrix: Water

Parameters	Results	Units	Report Limit	MDL	DF	Prepared	Analyzed	CAS No.	Qual
2320B Alkalinity	Analytical Method: SM 2320B								
Alkalinity,Bicarbonate (CaCO3)	**107**	mg/L	20.0	2.0	1		05/11/16 10:15		
Alkalinity, Carbonate (CaCO3)	ND	mg/L	20.0	2.0	1		05/11/16 10:15		
Alkalinity, Total as CaCO3	**107**	mg/L	20.0	2.0	1		05/11/16 10:15		
Iron, Ferric (Calculation)	Analytical Method: SM 3500-Fe B#4								
Iron, Ferric	**0.42**	mg/L	0.20		1		05/16/16 00:00	7439-89-6	
4500H+ pH, Electrometric	Analytical Method: SM 4500-H+B								
pH at 25 Degrees C	**6.4**	Std. Units	0.10	0.10	1		05/03/16 17:00		H6
4500S2D Sulfide, Total	Analytical Method: SM 4500-S-2 D								
Sulfide, Total	ND	mg/L	0.050	0.012	1		05/06/16 17:38	18496-25-8	
300.0 IC Anions 28 Days	Analytical Method: EPA 300.0								
Chloride	**7.8**	mg/L	1.0	0.50	1		05/08/16 19:57	16887-00-6	
Sulfate	**12.7**	mg/L	1.0	0.25	1		05/08/16 19:57	14808-79-8	
350.1 Ammonia	Analytical Method: EPA 350.1								
Nitrogen, Ammonia	ND	mg/L	0.10	0.046	1		05/09/16 18:39	7664-41-7	
353.2 Nitrogen, NO2/NO3 unpres	Analytical Method: EPA 353.2								
Nitrogen, Nitrate	**0.21**	mg/L	0.10	0.012	1		05/04/16 15:02		
Nitrogen, Nitrite	ND	mg/L	0.10	0.010	1		05/04/16 15:02		
Nitrogen, NO2 plus NO3	**0.21**	mg/L	0.10	0.012	1		05/04/16 15:02		
Total Carbon Dioxide Calc	Analytical Method: SM 4500-CO2 D								
Carbon Dioxide Calculation	**171**	mg/L	20.0	20.0	1		05/17/16 00:00		
5310C TOC	Analytical Method: SM 5310C								
Total Organic Carbon	**0.76J**	mg/L	1.0	0.054	1		05/11/16 10:01	7440-44-0	
SM4500P-E, Total Phosphorus	Analytical Method: SM 4500-P E Preparation Method: SM4500-P B								
Phosphate as P04	**0.088**	mg/L	0.030	0.010	1	05/12/16 06:21	05/12/16 11:07		

REPORT OF LABORATORY ANALYSIS

This report shall not be reproduced, except in full,
without the written consent of Pace Analytical Services, Inc..

Pace Analytical Services, Inc.
9608 Loiret Blvd.
Lenexa, KS 66219
(913)599-5665

QUALITY CONTROL DATA

Project: FORT SMITH, AR
Pace Project No.: 60218294

QC Batch: GCSV/5416 Analysis Method: EPA 8015 - Alcohol
QC Batch Method: EPA 8015 - Alcohol Analysis Description: Alcohol by Direct Inject GCFID
Associated Lab Samples: 60218294001, 60218294002, 60218294003, 60218294004

METHOD BLANK: 225181 Matrix: Water
Associated Lab Samples:

Parameter	Units	Blank Result	Reporting Limit	MDL	Analyzed	Qualifiers
2-Chloroethanol	ug/L	ND	10000	1510	05/06/16 10:20	

LABORATORY CONTROL SAMPLE: 225182

Parameter	Units	Spike Conc.	LCS Result	LCS % Rec	% Rec Limits	Qualifiers
2-Chloroethanol	ug/L	100000	91600	92	40-140	

MATRIX SPIKE & MATRIX SPIKE DUPLICATE: 225183 225184

Parameter	Units	60218184006 Result	MS Spike Conc.	MSD Spike Conc.	MS Result	MSD Result	MS % Rec	MSD % Rec	% Rec Limits	RPD	Max RPD	Qual
2-Chloroethanol	ug/L	ND	100000	100000	92100	80900	92	81	40-140	13	40	

Results presented on this page are in the units indicated by the "Units" column except where an alternate unit is presented to the right of the result.

REPORT OF LABORATORY ANALYSIS

This report shall not be reproduced, except in full,
without the written consent of Pace Analytical Services, Inc..

Pace Analytical Services, Inc.
9608 Loiret Blvd.
Lenexa, KS 66219
(913)599-5665

QUALITY CONTROL DATA

Project: FORT SMITH, AR
Pace Project No.: 60218294

QC Batch: MPRP/35770 Analysis Method: EPA 6010
QC Batch Method: EPA 3010 Analysis Description: 6010 MET
Associated Lab Samples: 60218294001, 60218294002, 60218294003, 60218294004

METHOD BLANK: 1751700 Matrix: Water
Associated Lab Samples: 60218294001, 60218294002, 60218294003, 60218294004

Parameter	Units	Blank Result	Reporting Limit	MDL	Analyzed	Qualifiers
Iron	ug/L	19.8J	50.0	8.8	05/05/16 11:40	
Manganese	ug/L	ND	5.0	0.25	05/05/16 11:40	

LABORATORY CONTROL SAMPLE: 1751701

Parameter	Units	Spike Conc.	LCS Result	LCS % Rec	% Rec Limits	Qualifiers
Iron	ug/L	10000	10200	102	80-120	
Manganese	ug/L	1000	995	100	80-120	

MATRIX SPIKE & MATRIX SPIKE DUPLICATE: 1751702 1751703

Parameter	Units	60218281001 Result	MS Spike Conc.	MSD Spike Conc.	MS Result	MSD Result	MS % Rec	MSD % Rec	% Rec Limits	RPD	Max RPD	Qual
Iron	ug/L	19500	10000	10000	30500	30400	110	109	75-125	0	20	
Manganese	ug/L	4570	1000	1000	5650	5640	108	107	75-125	0	20	

Results presented on this page are in the units indicated by the "Units" column except where an alternate unit is presented to the right of the result.

REPORT OF LABORATORY ANALYSIS

This report shall not be reproduced, except in full,
without the written consent of Pace Analytical Services, Inc..

Pace Analytical Services, Inc.
9608 Loiret Blvd.
Lenexa, KS 66219
(913)599-5665

QUALITY CONTROL DATA

Project: FORT SMITH, AR
Pace Project No.: 60218294

QC Batch: MSV/75668 Analysis Method: EPA 5030B/8260
QC Batch Method: EPA 5030B/8260 Analysis Description: 8260 MSV Water 10 mL Purge
Associated Lab Samples: 60218294001, 60218294002, 60218294003, 60218294004

METHOD BLANK: 1754870 Matrix: Water
Associated Lab Samples: 60218294001, 60218294002, 60218294003, 60218294004

Parameter	Units	Blank Result	Reporting Limit	MDL	Analyzed	Qualifiers
1,1,1-Trichloroethane	ug/L	ND	1.0	0.11	05/10/16 08:16	
1,1,2,2-Tetrachloroethane	ug/L	ND	1.0	0.15	05/10/16 08:16	
1,1,2-Trichloroethane	ug/L	ND	1.0	0.20	05/10/16 08:16	
1,1-Dichloroethane	ug/L	ND	1.0	0.050	05/10/16 08:16	
1,1-Dichloroethene	ug/L	ND	1.0	0.20	05/10/16 08:16	
1,2-Dichloroethane	ug/L	ND	1.0	0.12	05/10/16 08:16	
1,2-Dichloropropane	ug/L	ND	1.0	0.16	05/10/16 08:16	
2-Butanone (MEK)	ug/L	ND	10.0	0.59	05/10/16 08:16	
2-Hexanone	ug/L	ND	10.0	1.2	05/10/16 08:16	
4-Methyl-2-pentanone (MIBK)	ug/L	ND	10.0	0.42	05/10/16 08:16	
Acetone	ug/L	ND	10.0	1.9	05/10/16 08:16	
Benzene	ug/L	ND	1.0	0.060	05/10/16 08:16	
Bromodichloromethane	ug/L	ND	1.0	0.19	05/10/16 08:16	
Bromoform	ug/L	ND	1.0	0.070	05/10/16 08:16	
Bromomethane	ug/L	ND	5.0	0.16	05/10/16 08:16	
Carbon disulfide	ug/L	ND	5.0	0.12	05/10/16 08:16	
Carbon tetrachloride	ug/L	ND	1.0	0.18	05/10/16 08:16	
Chlorobenzene	ug/L	ND	1.0	0.21	05/10/16 08:16	
Chloroethane	ug/L	ND	1.0	0.15	05/10/16 08:16	
Chloroform	ug/L	ND	1.0	0.14	05/10/16 08:16	
Chloromethane	ug/L	ND	1.0	0.080	05/10/16 08:16	
cis-1,2-Dichloroethene	ug/L	ND	1.0	0.080	05/10/16 08:16	
cis-1,3-Dichloropropene	ug/L	ND	1.0	0.14	05/10/16 08:16	
Dibromochloromethane	ug/L	ND	1.0	0.21	05/10/16 08:16	
Ethylbenzene	ug/L	ND	1.0	0.18	05/10/16 08:16	
Methylene chloride	ug/L	ND	1.0	0.15	05/10/16 08:16	
Styrene	ug/L	ND	1.0	0.12	05/10/16 08:16	
Tetrachloroethene	ug/L	ND	1.0	0.10	05/10/16 08:16	
Toluene	ug/L	ND	1.0	0.17	05/10/16 08:16	
trans-1,2-Dichloroethene	ug/L	ND	1.0	0.20	05/10/16 08:16	
trans-1,3-Dichloropropene	ug/L	ND	1.0	0.12	05/10/16 08:16	
Trichloroethene	ug/L	ND	1.0	0.17	05/10/16 08:16	
Vinyl chloride	ug/L	ND	1.0	0.13	05/10/16 08:16	
Xylene (Total)	ug/L	ND	3.0	0.42	05/10/16 08:16	
1,2-Dichloroethane-d4 (S)	%	105	81-127		05/10/16 08:16	
4-Bromofluorobenzene (S)	%	97	77-130		05/10/16 08:16	
Toluene-d8 (S)	%	99	80-120		05/10/16 08:16	

Results presented on this page are in the units indicated by the "Units" column except where an alternate unit is presented to the right of the result.

REPORT OF LABORATORY ANALYSIS

This report shall not be reproduced, except in full,
without the written consent of Pace Analytical Services, Inc..

Pace Analytical Services, Inc.
9608 Loiret Blvd.
Lenexa, KS 66219
(913)599-5665

QUALITY CONTROL DATA

Project: FORT SMITH, AR
Pace Project No.: 60218294

LABORATORY CONTROL SAMPLE: 1754871

Parameter	Units	Spike Conc.	LCS Result	LCS % Rec	% Rec Limits	Qualifiers
1,1,1-Trichloroethane	ug/L	20	19.3	97	81-116	
1,1,2,2-Tetrachloroethane	ug/L	20	18.1	90	72-117	
1,1,2-Trichloroethane	ug/L	20	18.6	93	79-108	
1,1-Dichloroethane	ug/L	20	19.1	95	83-117	
1,1-Dichloroethene	ug/L	20	19.6	98	74-114	
1,2-Dichloroethane	ug/L	20	19.1	96	72-116	
1,2-Dichloropropane	ug/L	20	19.6	98	80-120	
2-Butanone (MEK)	ug/L	100	93.1	93	67-129	
2-Hexanone	ug/L	100	94.4	94	70-128	
4-Methyl-2-pentanone (MIBK)	ug/L	100	97.6	98	80-120	
Acetone	ug/L	100	101	101	56-142	
Benzene	ug/L	20	20.1	101	79-116	
Bromodichloromethane	ug/L	20	19.0	95	80-120	
Bromoform	ug/L	20	18.8	94	73-114	
Bromomethane	ug/L	20	22.1	111	49-153	
Carbon disulfide	ug/L	20	19.4	97	82-121	
Carbon tetrachloride	ug/L	20	18.6	93	80-116	
Chlorobenzene	ug/L	20	19.5	97	80-120	
Chloroethane	ug/L	20	19.5	97	67-124	
Chloroform	ug/L	20	19.5	98	79-120	
Chloromethane	ug/L	20	25.2	126	10-192	
cis-1,2-Dichloroethene	ug/L	20	18.7	93	80-120	
cis-1,3-Dichloropropene	ug/L	20	18.9	95	80-120	
Dibromochloromethane	ug/L	20	19.0	95	80-120	
Ethylbenzene	ug/L	20	19.3	96	80-120	
Methylene chloride	ug/L	20	20.2	101	80-120	
Styrene	ug/L	20	19.9	100	80-120	
Tetrachloroethene	ug/L	20	19.0	95	80-120	
Toluene	ug/L	20	19.5	97	80-120	
trans-1,2-Dichloroethene	ug/L	20	18.2	91	78-108	
trans-1,3-Dichloropropene	ug/L	20	19.1	96	85-120	
Trichloroethene	ug/L	20	19.0	95	76-114	
Vinyl chloride	ug/L	20	19.0	95	69-129	
Xylene (Total)	ug/L	60	59.4	99	80-120	
1,2-Dichloroethane-d4 (S)	%			96	81-127	
4-Bromofluorobenzene (S)	%			98	77-130	
Toluene-d8 (S)	%			99	80-120	

Results presented on this page are in the units indicated by the "Units" column except where an alternate unit is presented to the right of the result.

REPORT OF LABORATORY ANALYSIS

This report shall not be reproduced, except in full,
without the written consent of Pace Analytical Services, Inc..

Pace Analytical Services, Inc.
9608 Loiret Blvd.
Lenexa, KS 66219
(913)599-5665

QUALITY CONTROL DATA

Project: FORT SMITH, AR
Pace Project No.: 60218294

QC Batch: WET/61678 — Analysis Method: SM 2320B
QC Batch Method: SM 2320B — Analysis Description: 2320B Alkalinity
Associated Lab Samples: 60218294001

METHOD BLANK: 1755010 — Matrix: Water
Associated Lab Samples: 60218294001

Parameter	Units	Blank Result	Reporting Limit	MDL	Analyzed	Qualifiers
Alkalinity, Carbonate (CaCO3)	mg/L	ND	20.0	2.0	05/10/16 13:37	
Alkalinity, Total as CaCO3	mg/L	ND	20.0	2.0	05/10/16 13:37	
Alkalinity,Bicarbonate (CaCO3)	mg/L	ND	20.0	2.0	05/10/16 13:37	

LABORATORY CONTROL SAMPLE: 1755011

Parameter	Units	Spike Conc.	LCS Result	LCS % Rec	% Rec Limits	Qualifiers
Alkalinity, Total as CaCO3	mg/L	500	475	95	90-110	

SAMPLE DUPLICATE: 1755012

Parameter	Units	60218511002 Result	Dup Result	RPD	Max RPD	Qualifiers
Alkalinity, Carbonate (CaCO3)	mg/L	ND	ND		10	
Alkalinity, Total as CaCO3	mg/L	ND	13.9J		10	
Alkalinity,Bicarbonate (CaCO3)	mg/L	ND	13.9J		10	

SAMPLE DUPLICATE: 1755013

Parameter	Units	60218511009 Result	Dup Result	RPD	Max RPD	Qualifiers
Alkalinity, Carbonate (CaCO3)	mg/L	ND	ND		10	
Alkalinity, Total as CaCO3	mg/L	73.0	74.2	2	10	
Alkalinity,Bicarbonate (CaCO3)	mg/L	73.0	74.2	2	10	

Results presented on this page are in the units indicated by the "Units" column except where an alternate unit is presented to the right of the result.

REPORT OF LABORATORY ANALYSIS

This report shall not be reproduced, except in full,
without the written consent of Pace Analytical Services, Inc..

Pace Analytical Services, Inc.
9608 Loiret Blvd.
Lenexa, KS 66219
(913)599-5665

QUALITY CONTROL DATA

Project: FORT SMITH, AR
Pace Project No.: 60218294

QC Batch: WET/61716 Analysis Method: SM 2320B
QC Batch Method: SM 2320B Analysis Description: 2320B Alkalinity
Associated Lab Samples: 60218294002, 60218294003, 60218294004

METHOD BLANK: 1756205 Matrix: Water
Associated Lab Samples: 60218294002, 60218294003, 60218294004

Parameter	Units	Blank Result	Reporting Limit	MDL	Analyzed	Qualifiers
Alkalinity, Carbonate (CaCO3)	mg/L	ND	20.0	2.0	05/11/16 10:02	
Alkalinity, Total as CaCO3	mg/L	ND	20.0	2.0	05/11/16 10:02	
Alkalinity,Bicarbonate (CaCO3)	mg/L	ND	20.0	2.0	05/11/16 10:02	

LABORATORY CONTROL SAMPLE: 1756206

Parameter	Units	Spike Conc.	LCS Result	LCS % Rec	% Rec Limits	Qualifiers
Alkalinity, Total as CaCO3	mg/L	500	473	95	90-110	

SAMPLE DUPLICATE: 1756207

Parameter	Units	60218294003 Result	Dup Result	RPD	Max RPD	Qualifiers
Alkalinity, Carbonate (CaCO3)	mg/L	ND	ND		10	
Alkalinity, Total as CaCO3	mg/L	21.2	22.2	5	10	
Alkalinity,Bicarbonate (CaCO3)	mg/L	21.2	22.2	5	10	

SAMPLE DUPLICATE: 1756208

Parameter	Units	60218298004 Result	Dup Result	RPD	Max RPD	Qualifiers
Alkalinity, Carbonate (CaCO3)	mg/L	ND	ND		10	
Alkalinity, Total as CaCO3	mg/L	97.2	99.1	2	10	
Alkalinity,Bicarbonate (CaCO3)	mg/L	97.2	99.1	2	10	

Results presented on this page are in the units indicated by the "Units" column except where an alternate unit is presented to the right of the result.

REPORT OF LABORATORY ANALYSIS

This report shall not be reproduced, except in full,
without the written consent of Pace Analytical Services, Inc..

Pace Analytical Services, Inc.
9608 Loiret Blvd.
Lenexa, KS 66219
(913)599-5665

QUALITY CONTROL DATA

Project: FORT SMITH, AR
Pace Project No.: 60218294

QC Batch: WET/61627 Analysis Method: SM 4500-S-2 D
QC Batch Method: SM 4500-S-2 D Analysis Description: 4500S2D Sulfide, Total
Associated Lab Samples: 60218294001, 60218294002, 60218294003, 60218294004

METHOD BLANK: 1752523 Matrix: Water
Associated Lab Samples: 60218294001, 60218294002, 60218294003, 60218294004

Parameter	Units	Blank Result	Reporting Limit	MDL	Analyzed	Qualifiers
Sulfide, Total	mg/L	ND	0.050	0.012	05/06/16 17:32	

LABORATORY CONTROL SAMPLE: 1752524

Parameter	Units	Spike Conc.	LCS Result	LCS % Rec	% Rec Limits	Qualifiers
Sulfide, Total	mg/L	.5	0.50	99	80-120	

MATRIX SPIKE & MATRIX SPIKE DUPLICATE: 1752525 1752526

Parameter	Units	60218344001 Result	MS Spike Conc.	MSD Spike Conc.	MS Result	MSD Result	MS % Rec	MSD % Rec	% Rec Limits	RPD	Max RPD	Qual
Sulfide, Total	mg/L	ND	.5	.5	0.033J	0.041J	7	8	75-125		20	M1

SAMPLE DUPLICATE: 1752527

Parameter	Units	60218288015 Result	Dup Result	RPD	Max RPD	Qualifiers
Sulfide, Total	mg/L	ND	ND		20	

SAMPLE DUPLICATE: 1752528

Parameter	Units	60218298004 Result	Dup Result	RPD	Max RPD	Qualifiers
Sulfide, Total	mg/L	ND	ND		20	

Results presented on this page are in the units indicated by the "Units" column except where an alternate unit is presented to the right of the result.

REPORT OF LABORATORY ANALYSIS

This report shall not be reproduced, except in full,
without the written consent of Pace Analytical Services, Inc..

Pace Analytical Services, Inc.
9608 Loiret Blvd.
Lenexa, KS 66219
(913)599-5665

QUALITY CONTROL DATA

Project: FORT SMITH, AR
Pace Project No.: 60218294

QC Batch: WETA/39344 Analysis Method: EPA 300.0
QC Batch Method: EPA 300.0 Analysis Description: 300.0 IC Anions
Associated Lab Samples: 60218294001, 60218294002, 60218294004

METHOD BLANK: 1754339 Matrix: Water
Associated Lab Samples: 60218294001, 60218294002, 60218294004

Parameter	Units	Blank Result	Reporting Limit	MDL	Analyzed	Qualifiers
Chloride	mg/L	ND	1.0	0.50	05/08/16 09:50	
Sulfate	mg/L	ND	1.0	0.25	05/08/16 09:50	

LABORATORY CONTROL SAMPLE: 1754340

Parameter	Units	Spike Conc.	LCS Result	LCS % Rec	% Rec Limits	Qualifiers
Chloride	mg/L	5	4.6	92	90-110	
Sulfate	mg/L	5	4.8	96	90-110	

MATRIX SPIKE SAMPLE: 1754341

Parameter	Units	60218194001 Result	Spike Conc.	MS Result	MS % Rec	% Rec Limits	Qualifiers
Chloride	mg/L	352	250	604	101	80-120	
Sulfate	mg/L	131	50	185	108	80-120	

MATRIX SPIKE SAMPLE: 1754342

Parameter	Units	60218288019 Result	Spike Conc.	MS Result	MS % Rec	% Rec Limits	Qualifiers
Chloride	mg/L	94.5	100	193	99	80-120	
Sulfate	mg/L	6380	2500	9050	107	80-120	

Results presented on this page are in the units indicated by the "Units" column except where an alternate unit is presented to the right of the result.

REPORT OF LABORATORY ANALYSIS

This report shall not be reproduced, except in full,
without the written consent of Pace Analytical Services, Inc..

Pace Analytical Services, Inc.
9608 Loiret Blvd.
Lenexa, KS 66219
(913)599-5665

QUALITY CONTROL DATA

Project: FORT SMITH, AR
Pace Project No.: 60218294

QC Batch: WETA/39395
QC Batch Method: EPA 300.0
Analysis Method: EPA 300.0
Analysis Description: 300.0 IC Anions
Associated Lab Samples: 60218294003

METHOD BLANK: 1755418 Matrix: Water
Associated Lab Samples: 60218294003

Parameter	Units	Blank Result	Reporting Limit	MDL	Analyzed	Qualifiers
Chloride	mg/L	ND	1.0	0.50	05/10/16 23:47	
Sulfate	mg/L	ND	1.0	0.25	05/10/16 23:47	

LABORATORY CONTROL SAMPLE: 1755419

Parameter	Units	Spike Conc.	LCS Result	LCS % Rec	% Rec Limits	Qualifiers
Chloride	mg/L	5	4.7	94	90-110	
Sulfate	mg/L	5	4.5	90	90-110	

MATRIX SPIKE & MATRIX SPIKE DUPLICATE: 1755420 1755421

Parameter	Units	60218506001 Result	MS Spike Conc.	MSD Spike Conc.	MS Result	MSD Result	MS % Rec	MSD % Rec	% Rec Limits	RPD	Max RPD	Qual
Chloride	mg/L	6.2	25	25	28.4	28.4	89	89	80-120	0	15	
Sulfate	mg/L	55.6	25	25	79.5	79.4	96	95	80-120	0	15	

Results presented on this page are in the units indicated by the "Units" column except where an alternate unit is presented to the right of the result.

REPORT OF LABORATORY ANALYSIS

This report shall not be reproduced, except in full,
without the written consent of Pace Analytical Services, Inc..

Pace Analytical Services, Inc.
9608 Loiret Blvd.
Lenexa, KS 66219
(913)599-5665

QUALITY CONTROL DATA

Project: FORT SMITH, AR
Pace Project No.: 60218294

QC Batch: WETA/39374 Analysis Method: EPA 350.1
QC Batch Method: EPA 350.1 Analysis Description: 350.1 Ammonia
Associated Lab Samples: 60218294001, 60218294002

METHOD BLANK: 1754832 Matrix: Water
Associated Lab Samples: 60218294001, 60218294002

Parameter	Units	Blank Result	Reporting Limit	MDL	Analyzed	Qualifiers
Nitrogen, Ammonia	mg/L	ND	0.10	0.046	05/09/16 17:48	

LABORATORY CONTROL SAMPLE: 1754833

Parameter	Units	Spike Conc.	LCS Result	LCS % Rec	% Rec Limits	Qualifiers
Nitrogen, Ammonia	mg/L	5	5.1	102	90-110	

MATRIX SPIKE SAMPLE: 1754834

Parameter	Units	60218288001 Result	Spike Conc.	MS Result	MS % Rec	% Rec Limits	Qualifiers
Nitrogen, Ammonia	mg/L	ND	5	5.0	100	90-110	

MATRIX SPIKE SAMPLE: 1754836

Parameter	Units	60218294001 Result	Spike Conc.	MS Result	MS % Rec	% Rec Limits	Qualifiers
Nitrogen, Ammonia	mg/L	ND	5	5.2	104	90-110	

SAMPLE DUPLICATE: 1754835

Parameter	Units	60218288002 Result	Dup Result	RPD	Max RPD	Qualifiers
Nitrogen, Ammonia	mg/L	ND	ND		18	

Results presented on this page are in the units indicated by the "Units" column except where an alternate unit is presented to the right of the result.

REPORT OF LABORATORY ANALYSIS

This report shall not be reproduced, except in full,
without the written consent of Pace Analytical Services, Inc..

Pace Analytical Services, Inc.
9608 Loiret Blvd.
Lenexa, KS 66219
(913)599-5665

QUALITY CONTROL DATA

Project: FORT SMITH, AR
Pace Project No.: 60218294

QC Batch: WETA/39375 Analysis Method: EPA 350.1
QC Batch Method: EPA 350.1 Analysis Description: 350.1 Ammonia
Associated Lab Samples: 60218294003, 60218294004

METHOD BLANK: 1754837 Matrix: Water
Associated Lab Samples: 60218294003, 60218294004

Parameter	Units	Blank Result	Reporting Limit	MDL	Analyzed	Qualifiers
Nitrogen, Ammonia	mg/L	ND	0.10	0.046	05/09/16 18:30	

LABORATORY CONTROL SAMPLE: 1754838

Parameter	Units	Spike Conc.	LCS Result	LCS % Rec	% Rec Limits	Qualifiers
Nitrogen, Ammonia	mg/L	5	5.3	105	90-110	

MATRIX SPIKE SAMPLE: 1754839

Parameter	Units	60218294003 Result	Spike Conc.	MS Result	MS % Rec	% Rec Limits	Qualifiers
Nitrogen, Ammonia	mg/L	ND	5	5.2	104	90-110	

MATRIX SPIKE SAMPLE: 1754841

Parameter	Units	60218387021 Result	Spike Conc.	MS Result	MS % Rec	% Rec Limits	Qualifiers
Nitrogen, Ammonia	mg/L	ND	5	5.3	106	90-110	

SAMPLE DUPLICATE: 1754840

Parameter	Units	60218387002 Result	Dup Result	RPD	Max RPD	Qualifiers
Nitrogen, Ammonia	mg/L	ND	ND		18	

Results presented on this page are in the units indicated by the "Units" column except where an alternate unit is presented to the right of the result.

REPORT OF LABORATORY ANALYSIS

This report shall not be reproduced, except in full,
without the written consent of Pace Analytical Services, Inc..

Pace Analytical Services, Inc.
9608 Loiret Blvd.
Lenexa, KS 66219
(913)599-5665

QUALITY CONTROL DATA

Project: FORT SMITH, AR
Pace Project No.: 60218294

QC Batch: WETA/39308 Analysis Method: EPA 353.2
QC Batch Method: EPA 353.2 Analysis Description: 353.2 Nitrate + Nitrite, Unpres.
Associated Lab Samples: 60218294001, 60218294003, 60218294004

METHOD BLANK: 1751672 Matrix: Water
Associated Lab Samples: 60218294001, 60218294003, 60218294004

Parameter	Units	Blank Result	Reporting Limit	MDL	Analyzed	Qualifiers
Nitrogen, Nitrate	mg/L	ND	0.10	0.012	05/04/16 14:39	
Nitrogen, Nitrite	mg/L	ND	0.10	0.010	05/04/16 14:39	
Nitrogen, NO2 plus NO3	mg/L	ND	0.10	0.012	05/04/16 14:39	

LABORATORY CONTROL SAMPLE: 1751673

Parameter	Units	Spike Conc.	LCS Result	LCS % Rec	% Rec Limits	Qualifiers
Nitrogen, Nitrate	mg/L	1.6	1.5	96	85-115	
Nitrogen, Nitrite	mg/L	.4	0.38	96	90-110	
Nitrogen, NO2 plus NO3	mg/L	2	1.9	96	90-110	

MATRIX SPIKE SAMPLE: 1751674

Parameter	Units	60218184008 Result	Spike Conc.	MS Result	MS % Rec	% Rec Limits	Qualifiers
Nitrogen, Nitrate	mg/L	0.31	1.6	1.9	100	85-115	
Nitrogen, Nitrite	mg/L	ND	.4	0.43	107	90-110	
Nitrogen, NO2 plus NO3	mg/L	0.31	2	2.3	101	90-110	

MATRIX SPIKE SAMPLE: 1751676

Parameter	Units	60218294003 Result	Spike Conc.	MS Result	MS % Rec	% Rec Limits	Qualifiers
Nitrogen, Nitrate	mg/L	0.062J	1.6	1.6	97	85-115	
Nitrogen, Nitrite	mg/L	ND	.4	0.41	102	90-110	
Nitrogen, NO2 plus NO3	mg/L	0.062J	2	2.0	98	90-110	

SAMPLE DUPLICATE: 1751675

Parameter	Units	60218254002 Result	Dup Result	RPD	Max RPD	Qualifiers
Nitrogen, Nitrate	mg/L	<0.10	ND		20	
Nitrogen, Nitrite	mg/L	<0.10	ND		20	
Nitrogen, NO2 plus NO3	mg/L	<0.10	ND		20	

Results presented on this page are in the units indicated by the "Units" column except where an alternate unit is presented to the right of the result.

REPORT OF LABORATORY ANALYSIS

This report shall not be reproduced, except in full,
without the written consent of Pace Analytical Services, Inc..

Pace Analytical Services, Inc.
9608 Loiret Blvd.
Lenexa, KS 66219
(913)599-5665

QUALITY CONTROL DATA

Project: FORT SMITH, AR
Pace Project No.: 60218294

QC Batch: WETA/39314
QC Batch Method: EPA 353.2
Analysis Method: EPA 353.2
Analysis Description: 353.2 Nitrate + Nitrite, Unpres.
Associated Lab Samples: 60218294002

METHOD BLANK: 1751935 Matrix: Water
Associated Lab Samples: 60218294002

Parameter	Units	Blank Result	Reporting Limit	MDL	Analyzed	Qualifiers
Nitrogen, Nitrate	mg/L	ND	0.10	0.012	05/04/16 16:19	
Nitrogen, Nitrite	mg/L	ND	0.10	0.010	05/04/16 16:19	
Nitrogen, NO2 plus NO3	mg/L	ND	0.10	0.012	05/04/16 16:19	

LABORATORY CONTROL SAMPLE: 1751936

Parameter	Units	Spike Conc.	LCS Result	LCS % Rec	% Rec Limits	Qualifiers
Nitrogen, Nitrate	mg/L	1.6	1.6	97	85-115	
Nitrogen, Nitrite	mg/L	.4	0.38	96	90-110	
Nitrogen, NO2 plus NO3	mg/L	2	1.9	97	90-110	

MATRIX SPIKE SAMPLE: 1751937

Parameter	Units	60218288022 Result	Spike Conc.	MS Result	MS % Rec	% Rec Limits	Qualifiers
Nitrogen, Nitrate	mg/L	0.019J	1.6	1.5	93	85-115	
Nitrogen, Nitrite	mg/L	ND	.4	0.37	92	90-110	
Nitrogen, NO2 plus NO3	mg/L	0.019J	2	1.9	93	90-110	

MATRIX SPIKE SAMPLE: 1751939

Parameter	Units	60218288010 Result	Spike Conc.	MS Result	MS % Rec	% Rec Limits	Qualifiers
Nitrogen, Nitrate	mg/L	ND	1.6	1.6	99	85-115	
Nitrogen, Nitrite	mg/L	ND	.4	0.39	96	90-110	
Nitrogen, NO2 plus NO3	mg/L	ND	2	2.0	98	90-110	

SAMPLE DUPLICATE: 1751938

Parameter	Units	60218294002 Result	Dup Result	RPD	Max RPD	Qualifiers
Nitrogen, Nitrate	mg/L	0.54	0.56	2	20	
Nitrogen, Nitrite	mg/L	ND	ND		20	
Nitrogen, NO2 plus NO3	mg/L	0.54	0.56	2	20	

Results presented on this page are in the units indicated by the "Units" column except where an alternate unit is presented to the right of the result.

REPORT OF LABORATORY ANALYSIS

This report shall not be reproduced, except in full,
without the written consent of Pace Analytical Services, Inc..

Pace Analytical Services, Inc.
9608 Loiret Blvd.
Lenexa, KS 66219
(913)599-5665

QUALITY CONTROL DATA

Project: FORT SMITH, AR
Pace Project No.: 60218294

QC Batch: WETA/39388 Analysis Method: SM 5310C
QC Batch Method: SM 5310C Analysis Description: 5310C Total Organic Carbon
Associated Lab Samples: 60218294001, 60218294002, 60218294003

METHOD BLANK: 1755250 Matrix: Water
Associated Lab Samples: 60218294001, 60218294002, 60218294003

Parameter	Units	Blank Result	Reporting Limit	MDL	Analyzed	Qualifiers
Total Organic Carbon	mg/L	0.15J	1.0	0.054	05/10/16 09:49	

LABORATORY CONTROL SAMPLE: 1755251

Parameter	Units	Spike Conc.	LCS Result	LCS % Rec	% Rec Limits	Qualifiers
Total Organic Carbon	mg/L	5	4.6	92	80-120	

MATRIX SPIKE SAMPLE: 1755252

Parameter	Units	60218184009 Result	Spike Conc.	MS Result	MS % Rec	% Rec Limits	Qualifiers
Total Organic Carbon	mg/L	0.51J	5	3.7	64	80-120	M1

SAMPLE DUPLICATE: 1755253

Parameter	Units	60218350001 Result	Dup Result	RPD	Max RPD	Qualifiers
Total Organic Carbon	mg/L	8.8	8.5	3	25	

Results presented on this page are in the units indicated by the "Units" column except where an alternate unit is presented to the right of the result.

REPORT OF LABORATORY ANALYSIS

This report shall not be reproduced, except in full,
without the written consent of Pace Analytical Services, Inc..

Pace Analytical Services, Inc.
9608 Loiret Blvd.
Lenexa, KS 66219
(913)599-5665

QUALITY CONTROL DATA

Project: FORT SMITH, AR
Pace Project No.: 60218294

QC Batch: WETA/39414 Analysis Method: SM 5310C
QC Batch Method: SM 5310C Analysis Description: 5310C Total Organic Carbon
Associated Lab Samples: 60218294004

METHOD BLANK: 1756062 Matrix: Water
Associated Lab Samples: 60218294004

Parameter	Units	Blank Result	Reporting Limit	MDL	Analyzed	Qualifiers
Total Organic Carbon	mg/L	ND	1.0	0.054	05/11/16 09:36	

LABORATORY CONTROL SAMPLE: 1756063

Parameter	Units	Spike Conc.	LCS Result	LCS % Rec	% Rec Limits	Qualifiers
Total Organic Carbon	mg/L	5	4.2	84	80-120	

MATRIX SPIKE SAMPLE: 1756064

Parameter	Units	60218294004 Result	Spike Conc.	MS Result	MS % Rec	% Rec Limits	Qualifiers
Total Organic Carbon	mg/L	0.76J	5	5.3	92	80-120	

SAMPLE DUPLICATE: 1756065

Parameter	Units	60218294004 Result	Dup Result	RPD	Max RPD	Qualifiers
Total Organic Carbon	mg/L	0.76J	0.49J		25	

Results presented on this page are in the units indicated by the "Units" column except where an alternate unit is presented to the right of the result.

REPORT OF LABORATORY ANALYSIS

This report shall not be reproduced, except in full,
without the written consent of Pace Analytical Services, Inc..

Pace Analytical Services, Inc.
9608 Loiret Blvd.
Lenexa, KS 66219
(913)599-5665

QUALITY CONTROL DATA

Project: FORT SMITH, AR
Pace Project No.: 60218294

QC Batch: WETA/11465 Analysis Method: SM 4500-P E
QC Batch Method: SM4500-P B Analysis Description: SM4500P-E, Total Phosphorus
Associated Lab Samples: 60218294001, 60218294002, 60218294003, 60218294004

METHOD BLANK: 226666 Matrix: Water
Associated Lab Samples: 60218294001, 60218294002, 60218294003, 60218294004

Parameter	Units	Blank Result	Reporting Limit	MDL	Analyzed	Qualifiers
Phosphate as P04	mg/L	ND	0.030	0.010	05/12/16 11:04	

LABORATORY CONTROL SAMPLE: 226667

Parameter	Units	Spike Conc.	LCS Result	LCS % Rec	% Rec Limits	Qualifiers
Phosphate as P04	mg/L	1.5	1.4	90	80-120	

MATRIX SPIKE & MATRIX SPIKE DUPLICATE: 226668 226669

Parameter	Units	60218294001 Result	MS Spike Conc.	MSD Spike Conc.	MS Result	MSD Result	MS % Rec	MSD % Rec	% Rec Limits	RPD	Max RPD	Qual
Phosphate as P04	mg/L	0.17	1.5	1.5	1.6	1.6	91	92	80-120	1	20	

MATRIX SPIKE & MATRIX SPIKE DUPLICATE: 226670 226671

Parameter	Units	60218294002 Result	MS Spike Conc.	MSD Spike Conc.	MS Result	MSD Result	MS % Rec	MSD % Rec	% Rec Limits	RPD	Max RPD	Qual
Phosphate as P04	mg/L	0.11	1.5	1.5	1.5	1.5	92	91	80-120	0	20	

Results presented on this page are in the units indicated by the "Units" column except where an alternate unit is presented to the right of the result.

REPORT OF LABORATORY ANALYSIS

This report shall not be reproduced, except in full,
without the written consent of Pace Analytical Services, Inc..

Pace Analytical Services, Inc.
9608 Loiret Blvd.
Lenexa, KS 66219
(913)599-5665

QUALIFIERS

Project: FORT SMITH, AR
Pace Project No.: 60218294

DEFINITIONS

DF - Dilution Factor, if reported, represents the factor applied to the reported data due to dilution of the sample aliquot.

ND - Not Detected at or above adjusted reporting limit.

J - Estimated concentration above the adjusted method detection limit and below the adjusted reporting limit.

MDL - Adjusted Method Detection Limit.

PQL - Practical Quantitation Limit.

RL - Reporting Limit.

S - Surrogate

1,2-Diphenylhydrazine decomposes to and cannot be separated from Azobenzene using Method 8270. The result for each analyte is a combined concentration.

Consistent with EPA guidelines, unrounded data are displayed and have been used to calculate % recovery and RPD values.

LCS(D) - Laboratory Control Sample (Duplicate)

MS(D) - Matrix Spike (Duplicate)

DUP - Sample Duplicate

RPD - Relative Percent Difference

NC - Not Calculable.

SG - Silica Gel - Clean-Up

U - Indicates the compound was analyzed for, but not detected.

N-Nitrosodiphenylamine decomposes and cannot be separated from Diphenylamine using Method 8270. The result reported for each analyte is a combined concentration.

Pace Analytical is TNI accredited. Contact your Pace PM for the current list of accredited analytes.

TNI - The NELAC Institute.

LABORATORIES

PASI-D	Pace Analytical Services - Dallas
PASI-K	Pace Analytical Services - Kansas City

BATCH QUALIFIERS

Batch: MSV/75668

[M5] A matrix spike/matrix spike duplicate was not performed for this batch due to insufficient sample volume.

Batch: WET/61813

[1] Ferrous Fe perfromed in the field

Batch: WET/61817

[1] Field pH

ANALYTE QUALIFIERS

B	Analyte was detected in the associated method blank.
H6	Analysis initiated outside of the 15 minute EPA required holding time.
M1	Matrix spike recovery exceeded QC limits. Batch accepted based on laboratory control sample (LCS) recovery.

This report shall not be reproduced, except in full,
without the written consent of Pace Analytical Services, Inc..

Pace Analytical Services, Inc.
9608 Loiret Blvd.
Lenexa, KS 66219
(913)599-5665

QUALITY CONTROL DATA CROSS REFERENCE TABLE

Project: FORT SMITH, AR
Pace Project No.: 60218294

Lab ID	Sample ID	QC Batch Method	QC Batch	Analytical Method	Analytical Batch
60218294001	MW-99-2016-05	EPA 8015 - Alcohol	GCSV/5416		
60218294002	MW-184-2016-05	EPA 8015 - Alcohol	GCSV/5416		
60218294003	MW-96-2016-05	EPA 8015 - Alcohol	GCSV/5416		
60218294004	MW-98-2016-05	EPA 8015 - Alcohol	GCSV/5416		
60218294001	MW-99-2016-05	EPA 3010	MPRP/35770	EPA 6010	ICP/26140
60218294002	MW-184-2016-05	EPA 3010	MPRP/35770	EPA 6010	ICP/26140
60218294003	MW-96-2016-05	EPA 3010	MPRP/35770	EPA 6010	ICP/26140
60218294004	MW-98-2016-05	EPA 3010	MPRP/35770	EPA 6010	ICP/26140
60218294001	MW-99-2016-05	EPA 5030B/8260	MSV/75668		
60218294002	MW-184-2016-05	EPA 5030B/8260	MSV/75668		
60218294003	MW-96-2016-05	EPA 5030B/8260	MSV/75668		
60218294004	MW-98-2016-05	EPA 5030B/8260	MSV/75668		
60218294001	MW-99-2016-05	SM 2320B	WET/61678		
60218294002	MW-184-2016-05	SM 2320B	WET/61716		
60218294003	MW-96-2016-05	SM 2320B	WET/61716		
60218294004	MW-98-2016-05	SM 2320B	WET/61716		
60218294001	MW-99-2016-05	SM 3500-Fe B#4	WET/61813		
60218294002	MW-184-2016-05	SM 3500-Fe B#4	WET/61813		
60218294003	MW-96-2016-05	SM 3500-Fe B#4	WET/61813		
60218294004	MW-98-2016-05	SM 3500-Fe B#4	WET/61813		
60218294001	MW-99-2016-05	SM 4500-H+B	WET/61817		
60218294002	MW-184-2016-05	SM 4500-H+B	WET/61817		
60218294003	MW-96-2016-05	SM 4500-H+B	WET/61817		
60218294004	MW-98-2016-05	SM 4500-H+B	WET/61817		
60218294001	MW-99-2016-05	SM 4500-S-2 D	WET/61627		
60218294002	MW-184-2016-05	SM 4500-S-2 D	WET/61627		
60218294003	MW-96-2016-05	SM 4500-S-2 D	WET/61627		
60218294004	MW-98-2016-05	SM 4500-S-2 D	WET/61627		
60218294001	MW-99-2016-05	EPA 300.0	WETA/39344		
60218294002	MW-184-2016-05	EPA 300.0	WETA/39344		
60218294003	MW-96-2016-05	EPA 300.0	WETA/39395		
60218294004	MW-98-2016-05	EPA 300.0	WETA/39344		
60218294001	MW-99-2016-05	EPA 350.1	WETA/39374		
60218294002	MW-184-2016-05	EPA 350.1	WETA/39374		
60218294003	MW-96-2016-05	EPA 350.1	WETA/39375		
60218294004	MW-98-2016-05	EPA 350.1	WETA/39375		
60218294001	MW-99-2016-05	EPA 353.2	WETA/39308		
60218294002	MW-184-2016-05	EPA 353.2	WETA/39314		
60218294003	MW-96-2016-05	EPA 353.2	WETA/39308		
60218294004	MW-98-2016-05	EPA 353.2	WETA/39308		
60218294001	MW-99-2016-05	SM 4500-CO2 D	WETA/39517		

This report shall not be reproduced, except in full,
without the written consent of Pace Analytical Services, Inc..

Pace Analytical Services, Inc.
9608 Loiret Blvd.
Lenexa, KS 66219
(913)599-5665

QUALITY CONTROL DATA CROSS REFERENCE TABLE

Project: FORT SMITH, AR
Pace Project No.: 60218294

Lab ID	Sample ID	QC Batch Method	QC Batch	Analytical Method	Analytical Batch
60218294002	**MW-184-2016-05**	SM 4500-CO2 D	WETA/39517		
60218294003	**MW-96-2016-05**	SM 4500-CO2 D	WETA/39517		
60218294004	**MW-98-2016-05**	SM 4500-CO2 D	WETA/39518		
60218294001	**MW-99-2016-05**	SM 5310C	WETA/39388		
60218294002	**MW-184-2016-05**	SM 5310C	WETA/39388		
60218294003	**MW-96-2016-05**	SM 5310C	WETA/39388		
60218294004	**MW-98-2016-05**	SM 5310C	WETA/39414		
60218294001	**MW-99-2016-05**	SM4500-P B	WETA/11465	SM 4500-P E	WETA/11474
60218294002	**MW-184-2016-05**	SM4500-P B	WETA/11465	SM 4500-P E	WETA/11474
60218294003	**MW-96-2016-05**	SM4500-P B	WETA/11465	SM 4500-P E	WETA/11474
60218294004	**MW-98-2016-05**	SM4500-P B	WETA/11465	SM 4500-P E	WETA/11474

This report shall not be reproduced, except in full,
without the written consent of Pace Analytical Services, Inc..

Pace Analytical
www.pacelabs.com

Sample Condition Upon Receipt

WO# : 60218294

60218294

CBK

Client Name: Environ

Optional
Proj Due Date:
Proj Name:

Courier: FedEx ☐ UPS ☐ VIA ☑ Clay ☐ PEX ☐ ECI ☐ Pace ☐ Other ☐ Client ☐

Tracking #: _____ Pace Shipping Label Used? Yes ☐ No ☑

Custody Seal on Cooler/Box Present: Yes ☑ No ☐ Seals intact: Yes ☑ No ☐

Packing Material: Bubble Wrap ☐ Bubble Bags ☑ Foam ☐ None ☐ Other ☐

Thermometer Used: CF +1.0 T-239 / CF 0.0 T-262

Type of Ice: Wet Blue None ☐ Samples received on ice, cooling process has begun. (circle one)

Cooler Temperature: 2.3/3.7

Date and initials of person examining contents: CBK 5/4/16

Temperature should be above freezing to 6°C

Chain of Custody present:	☑Yes ☐No ☐N/A	1.
Chain of Custody filled out:	☑Yes ☐No ☐N/A	2.
Chain of Custody relinquished:	☑Yes ☐No ☐N/A	3.
Sampler name & signature on COC:	☑Yes ☐No ☐N/A	4.
Samples arrived within holding time:	☑Yes ☐No ☐N/A	5.
Short Hold Time analyses (<72hr):	☑Yes ☐No ☐N/A	6. NO2 NO3 Ecst pH
Rush Turn Around Time requested:	☐Yes ☑No ☐N/A	7.
Sufficient volume:	☑Yes ☐No ☐N/A	8. Extra samples receive.
Correct containers used:	☑Yes ☐No ☐N/A	9. MW-175-201605 5/3/16 1050 3DRPH 005; -176- ↓ 1320 006
Pace containers used:	☑Yes ☐No ☐N/A	
Containers intact:	☑Yes ☐No ☐N/A	10. VP-07-201605 1120 007
Unpreserved 5035A soils frozen w/in 48hrs?	☐Yes ☐No ☑N/A	11. -08- 1130 008
Filtered volume received for dissolved tests?	☐Yes ☐No ☑N/A	12. -10- 1335 009
Sample labels match COC:	☑Yes ☐No ☐N/A	
Includes date/time/ID/analyses Matrix: WT		13.
All containers needing preservation have been checked.	☑Yes ☐No ☐N/A	
All containers needing preservation are found to be in compliance with EPA recommendation.	☑Yes ☐No ☐N/A	14.
Exceptions: VOA, Coliform, O&G, WI-DRO (water)	☑Yes ☐No	Initial when completed / Lot # of added preservative
Trip Blank present:	☐Yes ☑No ☐N/A	
Pace Trip Blank lot # (if purchased): _____		15.
Headspace in VOA vials (>6mm):	☐Yes ☑No ☐N/A	16.
Project sampled in USDA Regulated Area:	☐Yes ☐No ☑N/A	17. List State:
Additional labels attached to 5035A vials in the field?	☐Yes ☐No ☑N/A	18.

Client Notification/ Resolution: Copy COC to Client? Y / (N) Field Data Required? Y / (N)

Person Contacted: _____ Date/Time: _____

Comments/ Resolution: Emailed Wendy about extra samples. CBC 5/4/16

Per Wendy - will send missing COC tonight. CBC 5/4/16

Project Manager Review: CBC Date: 5/4/16

Pace Analytical
www.pacelabs.com

CHAIN-OF-CUSTODY / Analytical Request Document

The Chain-of-Custody is a LEGAL DOCUMENT. All relevant fields must be completed accurately.

Page: 1 of 1

Section A Required Client Information:

Company:	Environ
Address:	7500 College Blvd., Ste. 925
	Overland Park, KS 66210
Email To:	wstonestreet@environcorp.com
Phone: 913-553-5926	Fax:
Requested Due Date/TAT:	

Section B Required Project Information:

Report To:	Wendy Stonestreet
Copy To:	Tammy Gleason
Purchase Order No.:	NA
Project Name:	Fort Smith, AR
Project Number:	

Section C Invoice Information:

Attention:	Tammy Gleason
Company Name:	Environ
Address:	250 Monroe Ave. NW Grand Rapids
Pace Quote Reference:	Michigan, 49503
Pace Project Manager:	Colleen Clyne
Pace Profile #:	7444, line 1

REGULATORY AGENCY

☐ NPDES ☐ GROUND WATER ☐ DRINKING WATER
☐ UST ☐ RCRA ☑ OTHER ADEQ

Site Location STATE: AR

Section D Required Client Information

SAMPLE ID (A-Z, 0-9 / ,-) Sample IDs MUST BE UNIQUE

Valid Matrix Codes

MATRIX	CODE
DRINKING WATER	DW
WATER	WT
WASTE WATER	WW
PRODUCT	P
SOIL/SOLID	SL
OIL	OL
WIPE	WP
AIR	AR
OTHER	OT
TISSUE	TS

ITEM #	SAMPLE ID	MATRIX CODE (see valid codes to left)	SAMPLE TYPE (G=GRAB C=COMP)	COLLECTED COMPOSITE START DATE	COLLECTED COMPOSITE START TIME	COLLECTED COMPOSITE END/GRAB DATE	COLLECTED COMPOSITE END/GRAB TIME	SAMPLE TEMP AT COLLECTION	# OF CONTAINERS	Preservatives: Unpreserved	H_2SO_4	HNO_3	HCl	NaOH + Zn Acetate	$Na_2S_2O_3$	Methanol	Other
1	MW-99-201605	WT	G	5/3/16	0845				11	X	X	X	X	X			
2	MW-184-201605	WT	G	5/3/16	1220				11	X	X	X	X	X			
3	MW-96-201605	WT	G	5/3/16	1007				11	X	X	X	X	X			
4	MW-98-201605	WT	G	5/3/16	1140				11	X	X	X	X	X			
5																	
6																	
7																	
8																	
9																	
10																	
11																	
12																	

Requested Analysis Filtered (Y/N)

Y/N	Analysis Test	8260 VOCs	Alkalinity	TOC	Chloride, Sulfate	8015 Chloroethanol (Pace Dallas)	6010-Iron/Mn	Ferric Iron calc. (send field Ferrous)	Ammonia	Nitrate+Nitrite	Total Phosphate (Pace Dallas)	Sulfide	CO2 Calc (Alkalinity + field pH)
Y		X	X	X	X	X	X	X	X	X	X	X	X
Y		X	X	X	X	X	X	X	X	X	X	X	X
Y		X	X	X	X	X	X	X	X	X	X	X	X
Y		X	X	X	X	X	X	X	X	X	X	X	X

ITEM #	Residual Chlorine (Y/N)	Pace Project No./ Lab I.D.
1	N	60218294 001
2	N	002
3	N	003
4	N	004

ADDITIONAL COMMENTS	RELINQUISHED BY / AFFILIATION	DATE	TIME	ACCEPTED BY / AFFILIATION	DATE	TIME
	Wendy Stonestreet RE	5/3/16	1830		5/4/16	0505

SAMPLE CONDITIONS				
Temp in °C	Received on Ice (Y/N)	Custody Sealed Cooler (Y/N)	Samples Intact (Y/N)
3.7	Y	Y	Y
2.3	Y	Y	Y

SAMPLER NAME AND SIGNATURE

PRINT Name of SAMPLER: Wendy Stonestreet

SIGNATURE of SAMPLER: [signature] DATE Signed (MM/DD/YY): 5/3/16

*Important Note: By signing this form you are accepting Pace's NET 30 day payment terms and agreeing to late charges of 1.5% per month for any invoices not paid within 30 days.

Chain of Custody

Pace Analytical®
www.pacelabs.com

Workorder: 60218294 **Workorder Name:** FORT SMITH, AR **Owner Received Date:** 5/4/2016 **Results Requested By:** 5/16/2016

Report To	Subcontract To
Colleen Clyne Pace Analytical Kansas 9608 Loiret Blvd. Lenexa, KS 66219 Phone (913)599-5665	Pace Analytical Dallas 400 West Bethany Drive Suite 190 Allen, TX 75013 Phone (972)727-1123

Item	Sample ID	Sample Type	Collect Date/Time	Lab ID	Matrix	Preserved Containers: BP3S	DG9U					Requested Analysis: 8015 Chloroethanol	Total Phosphate										LAB USE ONLY
1	MW-99-2016-05	PS	5/3/2016 08:55	60218294001	Water	1	3					X	X										001
2	MW-184-2016-05	PS	5/3/2016 12:20	60218294002	Water	1	3					X	X										002
3	MW-96-2016-05	PS	5/3/2016 10:07	60218294003	Water	1	3					X	X										003
4	MW-98-2016-05	PS	5/3/2016 11:40	60218294004	Water	1	3					X	X										004
5																							

Transfers	Released By	Date/Time	Received	Date/Time
1	[illegible] 5/4/16	1600	[illegible]	5/5/16 0850
2				
3	JRC			

Comments

Cooler Temperature on Receipt 1°C °C Custody Seal (Y) or N Received on Ice (Y) or N Samples Intact (Y) or N

***In order to maintain client confidentiality, location/name of the sampling site, sampler's name and signature may not be provided on this COC document. This chain of custody is considered complete as is since this information is available in the owner laboratory.

WO# : 7543725

7543725

Pace Analytical

Sample Condition Upon Receipt

☑Dallas ☐Ft Worth ☐San Angelo

Client Name: Pace-Kansas Project Work order: 75437 25

Courier: FedEX ☑ UPS ☐ USPS ☐ Client ☐ Courier ☐ LSO ☐ PACE ☐ Other:_____

Tracking#: 6703 1642 5916

Custody Seal on Cooler/Box: Yes ☑ No ☐ **Seals Intact:** Yes ☑ No ☐ NA ☐

Packing Material: Bubble Wrap ☑ Bubble Bags ☐ Foam ☐ None ☑ Other ☐

Thermometer Used: IR-05 Type of Ice: Wet ☑ Blue ☐ None ☐ Sample Received on ice, cooling process has begun ☑

Cooler Temp: 1.4°C (Temp should be above freezing to 6°C)

Chain of Custody Present	Yes ☑ No ☐ NA ☐	1
Chain of Custody filled out	Yes ☑ No ☐ NA ☐	2
Chain of Custody relinquished	Yes ☑ No ☐ NA ☐	3
Sampler name & signature on COC	Yes ☐ No ☑ NA ☐	4
Sample received within HT	Yes ☑ No ☐ NA ☐	5
Short HT analyses (<72 hrs)	Yes ☐ No ☑ NA ☐	6
Rush TAT requested	Yes ☐ No ☑ NA ☐	7
Sufficient Volume received	Yes ☑ No ☐ NA ☐	8
Correct Container used Pace Container used	Yes ☑ No ☐ NA ☐ Yes ☑ No ☐ NA ☐	9
Container Intact	Yes ☑ No ☐ NA ☐	10
Unpreserved 5035A soil frozen within 48 hrs	Yes ☐ No ☐ NA ☑	11
Filtered volume received for Dissolved tests	Yes ☐ No ☐ NA ☑	12
Sample labels match COC Include date/time/ID/analyses Matrix: Water	Yes ☑ No ☐ NA ☐	13
All containers needing preservation have been checked	Yes ☑ No ☐ NA ☐	14a. Lot# of pH strip: 47154 pH checked Yes ☑ No ☐ pH<2 ☑ pH>9 ☐ pH>12 ☐ Lot# of Iodine strip:_____ Lot# of Lead Acetate strip:_____
Do containers require preservation at the lab	Yes ☐ No ☑ NA ☐	14b. Preservation: / Lot#:
All containers needing preservation are found to be in Compliance with EPA recommendation **Exception**: VOA, coliform, O&G	Yes ☑ No ☐ NA ☐ Yes ☐ No ☑	14c.
Are soil samples (volatiles) received in Bulk ☐ Terracore ☐ EnCore ☐	NA ☑	15.
Trip Blank present Trip Blank Custody Seals Intact Pace Trip Blank Lot# (if purchased):_____	Yes ☐ No ☐ NA ☑ Yes ☐ No ☐ NA ☑	16.
Headspace in VOA (>6mm)	Yes ☐ No ☐ NA ☑	17.
Project sampled in USDA Regulated Area:	Yes ☐ No ☐ NA ☑	18. List State _____

Client Notification/Resolution/Comments:

Person Contacted:_____ Date:_____

Comments/Resolution:_____

Person Examining Contents: MM Date: 5814

Pace Analytical Services, Inc.
9608 Loiret Blvd.
Lenexa, KS 66219
(913)599-5665

May 17, 2016

Wendy Stonestreet
Ramboll Environ
7500 College Blvd Ste 925
Overland Park, KS 66210

RE: Project: FORT SMITH, AR
Pace Project No.: 60218387

Dear Wendy Stonestreet:
Enclosed are the analytical results for sample(s) received by the laboratory on May 05, 2016. The results relate only to the samples included in this report. Results reported herein conform to the most current TNI standards and the laboratory's Quality Assurance Manual, where applicable, unless otherwise noted in the body of the report.

If you have any questions concerning this report, please feel free to contact me.

Sincerely,

Colleen Clyne
colleen.clyne@pacelabs.com
Project Manager

Enclosures

cc: Tamara Gleason, Ramboll Environ

This report shall not be reproduced, except in full,
without the written consent of Pace Analytical Services, Inc..

Pace Analytical Services, Inc.
9608 Loiret Blvd.
Lenexa, KS 66219
(913)599-5665

CERTIFICATIONS

Project: FORT SMITH, AR
Pace Project No.: 60218387

Kansas Certification IDs

9608 Loiret Boulevard, Lenexa, KS 66219
WY STR Certification #: 2456.01
Arkansas Certification #: 15-016-0
Illinois Certification #: 003097
Iowa Certification #: 118
Kansas/NELAP Certification #: E-10116
Louisiana Certification #: 03055
Nevada Certification #: KS000212008A
Oklahoma Certification #: 9205/9935
Texas Certification #: T104704407
Utah Certification #: KS00021
Kansas Field Laboratory Accreditation: # E-92587

Dallas Certification IDs:

400 West Bethany Dr Suite 190, Allen, TX 75013
EPA# TX00074
Texas Certification #: T104704232-15-12
Texas Certification #: T104704232-14-8
Kansas Certification #: E-10388
Arkansas Certification #: 88-0647
Oklahoma Certification #: 2014-055
Louisiana Certification #: 02007

REPORT OF LABORATORY ANALYSIS

This report shall not be reproduced, except in full,
without the written consent of Pace Analytical Services, Inc..

Pace Analytical Services, Inc.
9608 Loiret Blvd.
Lenexa, KS 66219
(913)599-5665

SAMPLE SUMMARY

Project: FORT SMITH, AR
Pace Project No.: 60218387

Lab ID	Sample ID	Matrix	Date Collected	Date Received
60218387001	IW-78-201605	Water	05/03/16 10:00	05/05/16 05:06
60218387002	MW-88-201605	Water	05/04/16 14:25	05/05/16 05:06
60218387003	MW-22-201605	Water	05/04/16 12:45	05/05/16 05:06
60218387004	TMW-10-201605	Water	05/04/16 10:10	05/05/16 05:06
60218387005	IW-73-201605	Water	05/04/16 13:25	05/05/16 05:06
60218387006	MW-81-201605	Water	05/04/16 17:25	05/05/16 05:06
60218387007	IW-74-201605	Water	05/04/16 13:10	05/05/16 05:06
60218387008	MW-187-201605	Water	05/04/16 09:40	05/05/16 05:06
60218387009	MW-189-201605	Water	05/04/16 11:40	05/05/16 05:06
60218387010	MW-83-201605	Water	05/04/16 10:26	05/05/16 05:06
60218387011	MW-92-201605	Water	05/04/16 16:20	05/05/16 05:06
60218387012	MW-58R-201605	Water	05/04/16 13:15	05/05/16 05:06
60218387013	MW-183-201605	Water	05/04/16 08:45	05/05/16 05:06
60218387014	MW-82-201605	Water	05/04/16 09:15	05/05/16 05:06
60218387015	IW-77-201605	Water	05/04/16 10:55	05/05/16 05:06
60218387016	IW-76-201605	Water	05/04/16 09:15	05/05/16 05:06
60218387017	MW-185-201605	Water	05/04/16 08:44	05/05/16 05:06
60218387018	MW-27-201605	Water	05/04/16 10:30	05/05/16 05:06
60218387019	MW-91-201605	Water	05/04/16 16:30	05/05/16 05:06
60218387020	MW-90-201605	Water	05/04/16 16:25	05/05/16 05:06
60218387021	MW-28-201605	Water	05/04/16 13:50	05/05/16 05:06
60218387022	MW-186-201605	Water	05/04/16 13:45	05/05/16 05:06
60218387023	MW-24-201605	Water	05/04/16 17:00	05/05/16 05:06
60218387024	MW-190-201605	Water	05/04/16 16:42	05/05/16 05:06
60218387025	MW-191-201605	Water	05/04/16 13:50	05/05/16 05:06
60218387026	MW-192-201605	Water	05/04/16 11:20	05/05/16 05:06
60218387027	MW-182-201605	Water	05/04/16 17:15	05/05/16 05:06
60218387028	TB-08-201605	Water	05/04/16 08:44	05/05/16 05:06
60218387029	DUP-07-201605	Water	05/04/16 13:10	05/05/16 05:06
60218387030	IW-115-201605	Water	05/04/16 15:30	05/05/16 05:06
60218387031	TB-09-201605	Water	05/04/16 08:44	05/05/16 05:06
60218387032	DUP-08-201605	Water	05/04/16 16:20	05/05/16 05:06
60218387033	DUP-04-201605	Water	05/04/16 13:15	05/05/16 05:06
60218387034	TB-10-201605	Water	05/04/16 08:44	05/05/16 05:06
60218387035	TB-11-201605	Water	05/04/16 08:44	05/05/16 05:06
60218387036	IW-79-201605	Water	05/04/16 11:25	05/05/16 05:06
60218387037	DUP-02-201605	Water	05/04/16 16:30	05/05/16 05:06

This report shall not be reproduced, except in full,
without the written consent of Pace Analytical Services, Inc..

Pace Analytical Services, Inc.
9608 Loiret Blvd.
Lenexa, KS 66219
(913)599-5665

SAMPLE SUMMARY

Project: FORT SMITH, AR
Pace Project No.: 60218387

Lab ID	Sample ID	Matrix	Date Collected	Date Received
60218387038	**TB-12-201605**	Water	05/04/16 08:44	05/05/16 05:06
60218387039	**TB-13-201605**	Water	05/04/16 08:44	05/05/16 05:06
60218387040	**MW-181-201605**	Water	05/04/16 16:35	05/05/16 05:06
60218387041	**MW-179-201605**	Water	05/04/16 13:00	05/05/16 05:06
60218387042	**VP-14-201605**	Water	05/04/16 11:50	05/05/16 05:06
60218387043	**DUP-09-201605**	Water	05/04/16 17:15	05/05/16 05:06
60218387044	**TB-14-201605**	Water	05/04/16 08:44	05/05/16 05:06

This report shall not be reproduced, except in full,
without the written consent of Pace Analytical Services, Inc..

Pace Analytical Services, Inc.
9608 Loiret Blvd.
Lenexa, KS 66219
(913)599-5665

SAMPLE ANALYTE COUNT

Project: FORT SMITH, AR
Pace Project No.: 60218387

Lab ID	Sample ID	Method	Analysts	Analytes Reported	Laboratory
60218387001	**IW-78-201605**	EPA 5030B/8260	PGH	38	PASI-K
60218387002	**MW-88-201605**	EPA 8015 - Alcohol	MS1	1	PASI-D
		EPA 6010	TDS	2	PASI-K
		EPA 5030B/8260	PGH	38	PASI-K
		SM 2320B	HMM	3	PASI-K
		SM 3500-Fe B#4	TJG	1	PASI-K
		SM 4500-H+B	TJG	1	PASI-K
		SM 4500-S-2 D	HMM	1	PASI-K
		EPA 300.0	OL	2	PASI-K
		EPA 350.1	RAB	1	PASI-K
		EPA 353.2	CRS	3	PASI-K
		SM 4500-CO2 D	TJG	1	PASI-K
		SM 5310C	LDB	1	PASI-K
		SM 4500-P E	AR1	1	PASI-D
60218387003	**MW-22-201605**	EPA 8015 - Alcohol	MS1	1	PASI-D
		EPA 6010	TDS	2	PASI-K
		EPA 5030B/8260	PGH	38	PASI-K
		SM 2320B	HMM	3	PASI-K
		SM 3500-Fe B#4	TJG	1	PASI-K
		SM 4500-H+B	TJG	1	PASI-K
		SM 4500-S-2 D	HMM	1	PASI-K
		EPA 300.0	OL	2	PASI-K
		EPA 350.1	RAB	1	PASI-K
		EPA 353.2	CRS	3	PASI-K
		SM 4500-CO2 D	TJG	1	PASI-K
		SM 5310C	LDB	1	PASI-K
		SM 4500-P E	AR1	1	PASI-D
60218387004	**TMW-10-201605**	EPA 8015 - Alcohol	MS1	1	PASI-D
		EPA 6010	TDS	2	PASI-K
		EPA 5030B/8260	PGH	38	PASI-K
		SM 2320B	HMM	3	PASI-K
		SM 3500-Fe B#4	TJG	1	PASI-K
		SM 4500-H+B	TJG	1	PASI-K
		SM 4500-S-2 D	HMM	1	PASI-K
		EPA 300.0	OL	2	PASI-K
		EPA 350.1	RAB	1	PASI-K
		EPA 353.2	CRS	3	PASI-K

This report shall not be reproduced, except in full,
without the written consent of Pace Analytical Services, Inc..

Pace Analytical Services, Inc.
9608 Loiret Blvd.
Lenexa, KS 66219
(913)599-5665

SAMPLE ANALYTE COUNT

Project: FORT SMITH, AR
Pace Project No.: 60218387

Lab ID	Sample ID	Method	Analysts	Analytes Reported	Laboratory
		SM 4500-CO2 D	TJG	1	PASI-K
		SM 5310C	LDB	1	PASI-K
		SM 5310C	LDB	1	PASI-K
		SM 4500-P E	AR1	1	PASI-D
60218387005	**IW-73-201605**	EPA 8015 - Alcohol	MS1	1	PASI-D
		EPA 6010	TDS	2	PASI-K
		EPA 5030B/8260	PGH	38	PASI-K
		SM 2320B	HMM	3	PASI-K
		SM 3500-Fe B#4	TJG	1	PASI-K
		SM 4500-H+B	TJG	1	PASI-K
		SM 4500-S-2 D	HMM	1	PASI-K
		EPA 300.0	OL	2	PASI-K
		EPA 350.1	RAB	1	PASI-K
		EPA 353.2	CRS	3	PASI-K
		SM 4500-CO2 D	TJG	1	PASI-K
		SM 5310C	LDB	1	PASI-K
		SM 4500-P E	AR1	1	PASI-D
60218387006	**MW-81-201605**	EPA 8015 - Alcohol	MS1	1	PASI-D
		EPA 6010	TDS	2	PASI-K
		EPA 5030B/8260	PGH	38	PASI-K
		SM 2320B	HMM	3	PASI-K
		SM 3500-Fe B#4	TJG	1	PASI-K
		SM 4500-H+B	TJG	1	PASI-K
		SM 4500-S-2 D	HMM	1	PASI-K
		EPA 300.0	OL	2	PASI-K
		EPA 350.1	RAB	1	PASI-K
		EPA 353.2	CRS	3	PASI-K
		SM 4500-CO2 D	TJG	1	PASI-K
		SM 5310C	LDB	1	PASI-K
		SM 4500-P E	AR1	1	PASI-D
60218387007	**IW-74-201605**	EPA 8015 - Alcohol	MS1	1	PASI-D
		EPA 6010	TDS	2	PASI-K
		EPA 5030B/8260	PGH	38	PASI-K
		SM 2320B	HMM	3	PASI-K
		SM 3500-Fe B#4	TJG	1	PASI-K
		SM 4500-H+B	TJG	1	PASI-K
		SM 4500-S-2 D	HMM	1	PASI-K

This report shall not be reproduced, except in full,
without the written consent of Pace Analytical Services, Inc..

Pace Analytical Services, Inc.
9608 Loiret Blvd.
Lenexa, KS 66219
(913)599-5665

SAMPLE ANALYTE COUNT

Project: FORT SMITH, AR
Pace Project No.: 60218387

Lab ID	Sample ID	Method	Analysts	Analytes Reported	Laboratory
		EPA 300.0	OL	2	PASI-K
		EPA 350.1	RAB	1	PASI-K
		EPA 353.2	CRS	3	PASI-K
		SM 4500-CO2 D	TJG	1	PASI-K
		SM 5310C	LDB	1	PASI-K
		SM 4500-P E	AR1	1	PASI-D
60218387008	**MW-187-201605**	EPA 8015 - Alcohol	MS1	1	PASI-D
		EPA 6010	TDS	2	PASI-K
		EPA 5030B/8260	PGH	38	PASI-K
		SM 2320B	HMM	3	PASI-K
		SM 3500-Fe B#4	TJG	1	PASI-K
		SM 4500-H+B	TJG	1	PASI-K
		SM 4500-S-2 D	HMM	1	PASI-K
		EPA 300.0	OL	2	PASI-K
		EPA 350.1	RAB	1	PASI-K
		EPA 353.2	CRS	3	PASI-K
		SM 4500-CO2 D	TJG	1	PASI-K
		SM 5310C	LDB	1	PASI-K
		SM 4500-P E	AR1	1	PASI-D
60218387009	**MW-189-201605**	EPA 8015 - Alcohol	MS1	1	PASI-D
		EPA 6010	TDS	2	PASI-K
		EPA 5030B/8260	PGH	38	PASI-K
		SM 2320B	HMM	3	PASI-K
		SM 3500-Fe B#4	TJG	1	PASI-K
		SM 4500-H+B	TJG	1	PASI-K
		SM 4500-S-2 D	HMM	1	PASI-K
		EPA 300.0	OL	2	PASI-K
		EPA 350.1	RAB	1	PASI-K
		EPA 353.2	CRS	3	PASI-K
		SM 4500-CO2 D	TJG	1	PASI-K
		SM 5310C	LDB	1	PASI-K
		SM 4500-P E	AR1	1	PASI-D
60218387010	**MW-83-201605**	EPA 8015 - Alcohol	MS1	1	PASI-D
		EPA 6010	TDS	2	PASI-K
		EPA 5030B/8260	PGH	38	PASI-K
		SM 2320B	HMM	3	PASI-K
		SM 3500-Fe B#4	TJG	1	PASI-K

This report shall not be reproduced, except in full,
without the written consent of Pace Analytical Services, Inc..

Pace Analytical Services, Inc.
9608 Loiret Blvd.
Lenexa, KS 66219
(913)599-5665

SAMPLE ANALYTE COUNT

Project: FORT SMITH, AR
Pace Project No.: 60218387

Lab ID	Sample ID	Method	Analysts	Analytes Reported	Laboratory
		SM 4500-H+B	TJG	1	PASI-K
		SM 4500-S-2 D	HMM	1	PASI-K
		EPA 300.0	OL	2	PASI-K
		EPA 350.1	RAB	1	PASI-K
		EPA 353.2	CRS	3	PASI-K
		SM 4500-CO2 D	TJG	1	PASI-K
		SM 5310C	LDB	1	PASI-K
		SM 4500-P E	AR1	1	PASI-D
60218387011	**MW-92-201605**	EPA 8015 - Alcohol	MS1	1	PASI-D
		EPA 6010	TDS	2	PASI-K
		EPA 5030B/8260	PGH	38	PASI-K
		SM 2320B	HMM	3	PASI-K
		SM 3500-Fe B#4	TJG	1	PASI-K
		SM 4500-H+B	TJG	1	PASI-K
		SM 4500-S-2 D	HMM	1	PASI-K
		EPA 300.0	OL	2	PASI-K
		EPA 350.1	RAB	1	PASI-K
		EPA 353.2	CRS	3	PASI-K
		SM 4500-CO2 D	TJG	1	PASI-K
		SM 5310C	LDB	1	PASI-K
		SM 4500-P E	AR1	1	PASI-D
60218387012	**MW-58R-201605**	EPA 8015 - Alcohol	MS1	1	PASI-D
		EPA 6010	TDS	2	PASI-K
		EPA 5030B/8260	PGH	38	PASI-K
		SM 2320B	HMM	3	PASI-K
		SM 3500-Fe B#4	TJG	1	PASI-K
		SM 4500-H+B	TJG	1	PASI-K
		SM 4500-S-2 D	HMM	1	PASI-K
		EPA 300.0	OL	2	PASI-K
		EPA 350.1	RAB	1	PASI-K
		EPA 353.2	CRS	3	PASI-K
		SM 4500-CO2 D	TJG	1	PASI-K
		SM 5310C	LDB	1	PASI-K
		SM 4500-P E	AR1	1	PASI-D
60218387013	**MW-183-201605**	EPA 8015 - Alcohol	MS1	1	PASI-D
		EPA 6010	TDS	2	PASI-K
		EPA 5030B/8260	PGH	38	PASI-K

This report shall not be reproduced, except in full,
without the written consent of Pace Analytical Services, Inc..

Pace Analytical Services, Inc.
9608 Loiret Blvd.
Lenexa, KS 66219
(913)599-5665

SAMPLE ANALYTE COUNT

Project: FORT SMITH, AR
Pace Project No.: 60218387

Lab ID	Sample ID	Method	Analysts	Analytes Reported	Laboratory
		SM 2320B	HMM	3	PASI-K
		SM 3500-Fe B#4	TJG	1	PASI-K
		SM 4500-H+B	TJG	1	PASI-K
		SM 4500-S-2 D	HMM	1	PASI-K
		EPA 300.0	OL	2	PASI-K
		EPA 350.1	RAB	1	PASI-K
		EPA 353.2	CRS	3	PASI-K
		SM 4500-CO2 D	TJG	1	PASI-K
		SM 5310C	LDB	1	PASI-K
		SM 4500-P E	AR1	1	PASI-D
60218387014	**MW-82-201605**	EPA 8015 - Alcohol	MS1	1	PASI-D
		EPA 6010	TDS	2	PASI-K
		EPA 5030B/8260	PGH	38	PASI-K
		SM 2320B	HMM	3	PASI-K
		SM 3500-Fe B#4	TJG	1	PASI-K
		SM 4500-H+B	TJG	1	PASI-K
		SM 4500-S-2 D	HMM	1	PASI-K
		EPA 300.0	OL	2	PASI-K
		EPA 350.1	RAB	1	PASI-K
		EPA 353.2	CRS	3	PASI-K
		SM 4500-CO2 D	TJG	1	PASI-K
		SM 5310C	LDB	1	PASI-K
		SM 4500-P E	AR1	1	PASI-D
60218387015	**IW-77-201605**	EPA 8015 - Alcohol	MS1	1	PASI-D
		EPA 6010	TDS	2	PASI-K
		EPA 5030B/8260	PGH	38	PASI-K
		SM 2320B	HMM	3	PASI-K
		SM 3500-Fe B#4	TJG	1	PASI-K
		SM 4500-H+B	TJG	1	PASI-K
		SM 4500-S-2 D	HMM	1	PASI-K
		EPA 300.0	OL	2	PASI-K
		EPA 350.1	RAB	1	PASI-K
		EPA 353.2	CRS	3	PASI-K
		SM 4500-CO2 D	TJG	1	PASI-K
		SM 5310C	LDB	1	PASI-K
		SM 4500-P E	AR1	1	PASI-D
60218387016	**IW-76-201605**	EPA 8015 - Alcohol	MS1	1	PASI-D

This report shall not be reproduced, except in full,
without the written consent of Pace Analytical Services, Inc..

Pace Analytical Services, Inc.
9608 Loiret Blvd.
Lenexa, KS 66219
(913)599-5665

SAMPLE ANALYTE COUNT

Project: FORT SMITH, AR
Pace Project No.: 60218387

Lab ID	Sample ID	Method	Analysts	Analytes Reported	Laboratory
		EPA 6010	TDS	2	PASI-K
		EPA 5030B/8260	PGH	38	PASI-K
		SM 2320B	HMM	3	PASI-K
		SM 3500-Fe B#4	TJG	1	PASI-K
		SM 4500-H+B	TJG	1	PASI-K
		SM 4500-S-2 D	HMM	1	PASI-K
		EPA 300.0	OL	2	PASI-K
		EPA 350.1	RAB	1	PASI-K
		EPA 353.2	CRS	3	PASI-K
		SM 4500-CO2 D	TJG	1	PASI-K
		SM 5310C	LDB	1	PASI-K
		SM 4500-P E	AR1	1	PASI-D
60218387017	**MW-185-201605**	EPA 8015 - Alcohol	MS1	1	PASI-D
		EPA 6010	TDS	2	PASI-K
		EPA 5030B/8260	PGH	38	PASI-K
		SM 2320B	HMM	3	PASI-K
		SM 3500-Fe B#4	TJG	1	PASI-K
		SM 4500-H+B	TJG	1	PASI-K
		SM 4500-S-2 D	HMM	1	PASI-K
		EPA 300.0	OL	2	PASI-K
		EPA 350.1	RAB	1	PASI-K
		EPA 353.2	CRS	3	PASI-K
		SM 4500-CO2 D	TJG	1	PASI-K
		SM 5310C	LDB	1	PASI-K
		SM 4500-P E	AR1	1	PASI-D
60218387018	**MW-27-201605**	EPA 8015 - Alcohol	MS1	1	PASI-D
		EPA 6010	TDS	2	PASI-K
		EPA 5030B/8260	PGH	38	PASI-K
		SM 2320B	HMM	3	PASI-K
		SM 3500-Fe B#4	TJG	1	PASI-K
		SM 4500-H+B	TJG	1	PASI-K
		SM 4500-S-2 D	HMM	1	PASI-K
		EPA 300.0	OL	2	PASI-K
		EPA 350.1	RAB	1	PASI-K
		EPA 353.2	CRS	3	PASI-K
		SM 4500-CO2 D	TJG	1	PASI-K
		SM 5310C	LDB	1	PASI-K

This report shall not be reproduced, except in full,
without the written consent of Pace Analytical Services, Inc..

Pace Analytical Services, Inc.
9608 Loiret Blvd.
Lenexa, KS 66219
(913)599-5665

SAMPLE ANALYTE COUNT

Project: FORT SMITH, AR
Pace Project No.: 60218387

Lab ID	Sample ID	Method	Analysts	Analytes Reported	Laboratory
		SM 4500-P E	AR1	1	PASI-D
60218387019	**MW-91-201605**	EPA 8015 - Alcohol	MS1	1	PASI-D
		EPA 6010	TDS	2	PASI-K
		EPA 5030B/8260	PGH	38	PASI-K
		SM 2320B	HMM	3	PASI-K
		SM 3500-Fe B#4	TJG	1	PASI-K
		SM 4500-H+B	TJG	1	PASI-K
		SM 4500-S-2 D	HMM	1	PASI-K
		EPA 300.0	OL	2	PASI-K
		EPA 350.1	RAB	1	PASI-K
		EPA 353.2	CRS	3	PASI-K
		SM 4500-CO2 D	TJG	1	PASI-K
		SM 5310C	LDB	1	PASI-K
		SM 4500-P E	AR1	1	PASI-D
60218387020	**MW-90-201605**	EPA 8015 - Alcohol	MS1	1	PASI-D
		EPA 6010	TDS	2	PASI-K
		EPA 5030B/8260	PGH	38	PASI-K
		SM 2320B	HMM	3	PASI-K
		SM 3500-Fe B#4	TJG	1	PASI-K
		SM 4500-H+B	TJG	1	PASI-K
		SM 4500-S-2 D	HMM	1	PASI-K
		EPA 300.0	OL	2	PASI-K
		EPA 350.1	RAB	1	PASI-K
		EPA 353.2	CRS	3	PASI-K
		SM 4500-CO2 D	TJG	1	PASI-K
		SM 5310C	LDB	1	PASI-K
		SM 4500-P E	AR1	1	PASI-D
60218387021	**MW-28-201605**	EPA 8015 - Alcohol	MS1	1	PASI-D
		EPA 6010	SMW	2	PASI-K
		EPA 5030B/8260	PGH	38	PASI-K
		SM 2320B	HMM	3	PASI-K
		SM 3500-Fe B#4	TJG	1	PASI-K
		SM 4500-H+B	TJG	1	PASI-K
		SM 4500-S-2 D	HMM	1	PASI-K
		EPA 300.0	OL	2	PASI-K
		EPA 350.1	RAB	1	PASI-K
		EPA 353.2	CRS	3	PASI-K

This report shall not be reproduced, except in full,
without the written consent of Pace Analytical Services, Inc..

Pace Analytical Services, Inc.
9608 Loiret Blvd.
Lenexa, KS 66219
(913)599-5665

SAMPLE ANALYTE COUNT

Project: FORT SMITH, AR
Pace Project No.: 60218387

Lab ID	Sample ID	Method	Analysts	Analytes Reported	Laboratory
		SM 4500-CO2 D	TJG	1	PASI-K
		SM 5310C	LDB	1	PASI-K
		SM 4500-P E	AR1	1	PASI-D
60218387022	**MW-186-201605**	EPA 8015 - Alcohol	MS1	1	PASI-D
		EPA 6010	SMW	2	PASI-K
		EPA 5030B/8260	PGH	38	PASI-K
		SM 2320B	HMM	3	PASI-K
		SM 3500-Fe B#4	TJG	1	PASI-K
		SM 4500-H+B	TJG	1	PASI-K
		SM 4500-S-2 D	HMM	1	PASI-K
		EPA 300.0	OL	2	PASI-K
		EPA 350.1	RAB	1	PASI-K
		EPA 353.2	CRS	3	PASI-K
		SM 4500-CO2 D	TJG	1	PASI-K
		SM 5310C	LDB	1	PASI-K
		SM 4500-P E	AR1	1	PASI-D
60218387023	**MW-24-201605**	EPA 8015 - Alcohol	MS1	1	PASI-D
		EPA 6010	SMW	2	PASI-K
		EPA 5030B/8260	PGH	38	PASI-K
		SM 2320B	HMM	3	PASI-K
		SM 3500-Fe B#4	TJG	1	PASI-K
		SM 4500-H+B	TJG	1	PASI-K
		SM 4500-S-2 D	HMM	1	PASI-K
		EPA 300.0	OL	2	PASI-K
		EPA 350.1	RAB	1	PASI-K
		EPA 353.2	CRS	3	PASI-K
		SM 4500-CO2 D	TJG	1	PASI-K
		SM 5310C	LDB	1	PASI-K
		SM 4500-P E	AR1	1	PASI-D
60218387024	**MW-190-201605**	EPA 8015 - Alcohol	MS1	1	PASI-D
		EPA 6010	SMW	2	PASI-K
		EPA 5030B/8260	PGH	38	PASI-K
		SM 2320B	HMM	3	PASI-K
		SM 3500-Fe B#4	TJG	1	PASI-K
		SM 4500-H+B	TJG	1	PASI-K
		SM 4500-S-2 D	HMM	1	PASI-K
		EPA 300.0	OL	2	PASI-K

This report shall not be reproduced, except in full,
without the written consent of Pace Analytical Services, Inc..

Pace Analytical Services, Inc.
9608 Loiret Blvd.
Lenexa, KS 66219
(913)599-5665

SAMPLE ANALYTE COUNT

Project: FORT SMITH, AR
Pace Project No.: 60218387

Lab ID	Sample ID	Method	Analysts	Analytes Reported	Laboratory
		EPA 350.1	RAB	1	PASI-K
		EPA 353.2	CRS	3	PASI-K
		SM 4500-CO2 D	TJG	1	PASI-K
		SM 5310C	LDB	1	PASI-K
		SM 4500-P E	AR1	1	PASI-D
60218387025	**MW-191-201605**	EPA 8015 - Alcohol	MS1	1	PASI-D
		EPA 6010	SMW	2	PASI-K
		EPA 5030B/8260	PGH	38	PASI-K
		SM 2320B	HMM	3	PASI-K
		SM 3500-Fe B#4	TJG	1	PASI-K
		SM 4500-H+B	TJG	1	PASI-K
		SM 4500-S-2 D	HMM	1	PASI-K
		EPA 300.0	OL	2	PASI-K
		EPA 350.1	RAB	1	PASI-K
		EPA 353.2	CRS	3	PASI-K
		SM 4500-CO2 D	TJG	1	PASI-K
		SM 5310C	LDB	1	PASI-K
		SM 4500-P E	AR1	1	PASI-D
60218387026	**MW-192-201605**	EPA 8015 - Alcohol	MS1	1	PASI-D
		EPA 6010	SMW	2	PASI-K
		EPA 5030B/8260	PGH	38	PASI-K
		SM 2320B	HMM	3	PASI-K
		SM 3500-Fe B#4	TJG	1	PASI-K
		SM 4500-H+B	TJG	1	PASI-K
		SM 4500-S-2 D	HMM	1	PASI-K
		EPA 300.0	OL	2	PASI-K
		EPA 350.1	RAB	1	PASI-K
		EPA 353.2	CRS	3	PASI-K
		SM 4500-CO2 D	TJG	1	PASI-K
		SM 5310C	LDB	1	PASI-K
		SM 4500-P E	AR1	1	PASI-D
60218387027	**MW-182-201605**	EPA 8015 - Alcohol	MS1	1	PASI-D
		EPA 6010	SMW	2	PASI-K
		EPA 5030B/8260	PGH	38	PASI-K
		SM 2320B	HMM	3	PASI-K
		SM 3500-Fe B#4	TJG	1	PASI-K
		SM 4500-H+B	TJG	1	PASI-K

This report shall not be reproduced, except in full,
without the written consent of Pace Analytical Services, Inc..

Pace Analytical Services, Inc.
9608 Loiret Blvd.
Lenexa, KS 66219
(913)599-5665

SAMPLE ANALYTE COUNT

Project: FORT SMITH, AR
Pace Project No.: 60218387

Lab ID	Sample ID	Method	Analysts	Analytes Reported	Laboratory
		SM 4500-S-2 D	HMM	1	PASI-K
		EPA 300.0	OL	2	PASI-K
		EPA 350.1	RAB	1	PASI-K
		EPA 353.2	CRS	3	PASI-K
		SM 4500-CO2 D	TJG	1	PASI-K
		SM 5310C	LDB	1	PASI-K
		SM 4500-P E	AR1	1	PASI-D
60218387028	**TB-08-201605**	EPA 5030B/8260	PGH	38	PASI-K
60218387029	**DUP-07-201605**	EPA 5030B/8260	PGH	38	PASI-K
60218387030	**IW-115-201605**	EPA 5030B/8260	PGH	38	PASI-K
60218387031	**TB-09-201605**	EPA 5030B/8260	PGH	38	PASI-K
60218387032	**DUP-08-201605**	EPA 5030B/8260	PGH	38	PASI-K
60218387033	**DUP-04-201605**	EPA 5030B/8260	PGH	38	PASI-K
60218387034	**TB-10-201605**	EPA 5030B/8260	PGH	38	PASI-K
60218387035	**TB-11-201605**	EPA 5030B/8260	PGH	38	PASI-K
60218387036	**IW-79-201605**	EPA 5030B/8260	PGH	38	PASI-K
60218387037	**DUP-02-201605**	EPA 5030B/8260	PGH	38	PASI-K
60218387038	**TB-12-201605**	EPA 5030B/8260	PGH	38	PASI-K
60218387039	**TB-13-201605**	EPA 5030B/8260	PGH	38	PASI-K
60218387040	**MW-181-201605**	EPA 5030B/8260	PGH	38	PASI-K
60218387041	**MW-179-201605**	EPA 5030B/8260	PGH	38	PASI-K
60218387042	**VP-14-201605**	EPA 5030B/8260	PGH	38	PASI-K
60218387043	**DUP-09-201605**	EPA 5030B/8260	PGH	38	PASI-K
60218387044	**TB-14-201605**	EPA 5030B/8260	PGH	38	PASI-K

This report shall not be reproduced, except in full,
without the written consent of Pace Analytical Services, Inc..

Pace Analytical Services, Inc.
9608 Loiret Blvd.
Lenexa, KS 66219
(913)599-5665

PROJECT NARRATIVE

Project: FORT SMITH, AR
Pace Project No.: 60218387

Method: **EPA 8015 - Alcohol**
Description: Alcohol by Direct Inject GCFID
Client: Ramboll Environ_AR
Date: May 17, 2016

General Information:
26 samples were analyzed for EPA 8015 - Alcohol. All samples were received in acceptable condition with any exceptions noted below or on the chain-of custody and/or the sample condition upon receipt form (SCUR) attached at the end of this report.

Hold Time:
The samples were analyzed within the method required hold times with any exceptions noted below.

Initial Calibrations (including MS Tune as applicable):
All criteria were within method requirements with any exceptions noted below.

Continuing Calibration:
All criteria were within method requirements with any exceptions noted below.

Surrogates:
All surrogates were within QC limits with any exceptions noted below.

Method Blank:
All analytes were below the report limit in the method blank, where applicable, with any exceptions noted below.

Laboratory Control Spike:
All laboratory control spike compounds were within QC limits with any exceptions noted below.

Matrix Spikes:
All percent recoveries and relative percent differences (RPDs) were within acceptance criteria with any exceptions noted below.

Additional Comments:

This report shall not be reproduced, except in full,
without the written consent of Pace Analytical Services, Inc..

Pace Analytical Services, Inc.
9608 Loiret Blvd.
Lenexa, KS 66219
(913)599-5665

PROJECT NARRATIVE

Project: FORT SMITH, AR
Pace Project No.: 60218387

Method: **EPA 6010**
Description: 6010 MET ICP
Client: Ramboll Environ_AR
Date: May 17, 2016

General Information:
26 samples were analyzed for EPA 6010. All samples were received in acceptable condition with any exceptions noted below or on the chain-of custody and/or the sample condition upon receipt form (SCUR) attached at the end of this report.

Hold Time:
The samples were analyzed within the method required hold times with any exceptions noted below.

Sample Preparation:
The samples were prepared in accordance with EPA 3010 with any exceptions noted below.

Initial Calibrations (including MS Tune as applicable):
All criteria were within method requirements with any exceptions noted below.

Continuing Calibration:
All criteria were within method requirements with any exceptions noted below.

Method Blank:
All analytes were below the report limit in the method blank, where applicable, with any exceptions noted below.

QC Batch: MPRP/35784

B: Analyte was detected in the associated method blank.
- BLANK for HBN 429138 [MPRP/357 (Lab ID: 1752464)
  - Iron

Laboratory Control Spike:
All laboratory control spike compounds were within QC limits with any exceptions noted below.

Matrix Spikes:
All percent recoveries and relative percent differences (RPDs) were within acceptance criteria with any exceptions noted below.

Additional Comments:

This report shall not be reproduced, except in full,
without the written consent of Pace Analytical Services, Inc..

Pace Analytical Services, Inc.
9608 Loiret Blvd.
Lenexa, KS 66219
(913)599-5665

PROJECT NARRATIVE

Project: FORT SMITH, AR
Pace Project No.: 60218387

Method: **EPA 5030B/8260**
Description: 8260 MSV
Client: Ramboll Environ_AR
Date: May 17, 2016

General Information:
44 samples were analyzed for EPA 5030B/8260. All samples were received in acceptable condition with any exceptions noted below or on the chain-of custody and/or the sample condition upon receipt form (SCUR) attached at the end of this report.

Hold Time:
The samples were analyzed within the method required hold times with any exceptions noted below.

Initial Calibrations (including MS Tune as applicable):
All criteria were within method requirements with any exceptions noted below.

Continuing Calibration:
All criteria were within method requirements with any exceptions noted below.

Internal Standards:
All internal standards were within QC limits with any exceptions noted below.

Surrogates:
All surrogates were within QC limits with any exceptions noted below.

QC Batch: MSV/75679

S0: Surrogate recovery outside laboratory control limits.
- MW-24-201605 (Lab ID: 60218387023)
  - Toluene-d8 (S)

QC Batch: MSV/75721

S0: Surrogate recovery outside laboratory control limits.
- IW-76-201605 (Lab ID: 60218387016)
  - Toluene-d8 (S)

Method Blank:
All analytes were below the report limit in the method blank, where applicable, with any exceptions noted below.

QC Batch: MSV/75679

B: Analyte was detected in the associated method blank.
- BLANK for HBN 429656 [MSV/7567 (Lab ID: 1755407)
  - Chloroform

Laboratory Control Spike:
All laboratory control spike compounds were within QC limits with any exceptions noted below.

Matrix Spikes:
All percent recoveries and relative percent differences (RPDs) were within acceptance criteria with any exceptions noted below.

QC Batch: MSV/75619

A matrix spike/matrix spike duplicate was not performed due to insufficient sample volume.

This report shall not be reproduced, except in full,
without the written consent of Pace Analytical Services, Inc..

Pace Analytical Services, Inc.
9608 Loiret Blvd.
Lenexa, KS 66219
(913)599-5665

PROJECT NARRATIVE

Project: FORT SMITH, AR
Pace Project No.: 60218387

Method: **EPA 5030B/8260**
Description: 8260 MSV
Client: Ramboll Environ_AR
Date: May 17, 2016

QC Batch: MSV/75654

A matrix spike/matrix spike duplicate was not performed due to insufficient sample volume.

QC Batch: MSV/75668

A matrix spike/matrix spike duplicate was not performed due to insufficient sample volume.

QC Batch: MSV/75679

A matrix spike and/or matrix spike duplicate (MS/MSD) were performed on the following sample(s): 60218387020,60218387021

M1: Matrix spike recovery exceeded QC limits. Batch accepted based on laboratory control sample (LCS) recovery.

- MSD (Lab ID: 1755410)
  - Acetone

R1: RPD value was outside control limits.

- MSD (Lab ID: 1755410)
  - Acetone
- MSD (Lab ID: 1755412)
  - 1,1-Dichloroethane
  - Chloroform

QC Batch: MSV/75701

A matrix spike/matrix spike duplicate was not performed due to insufficient sample volume.

QC Batch: MSV/75721

A matrix spike and/or matrix spike duplicate (MS/MSD) were performed on the following sample(s): 60218544005

M1: Matrix spike recovery exceeded QC limits. Batch accepted based on laboratory control sample (LCS) recovery.

- MS (Lab ID: 1756183)
  - Styrene
- MSD (Lab ID: 1756184)
  - Styrene

QC Batch: MSV/75745

A matrix spike/matrix spike duplicate was not performed due to insufficient sample volume.

Additional Comments:

This report shall not be reproduced, except in full,
without the written consent of Pace Analytical Services, Inc..

Pace Analytical Services, Inc.
9608 Loiret Blvd.
Lenexa, KS 66219
(913)599-5665

PROJECT NARRATIVE

Project: FORT SMITH, AR
Pace Project No.: 60218387

Method: **SM 2320B**
Description: 2320B Alkalinity
Client: Ramboll Environ_AR
Date: May 17, 2016

General Information:
26 samples were analyzed for SM 2320B. All samples were received in acceptable condition with any exceptions noted below or on the chain-of custody and/or the sample condition upon receipt form (SCUR) attached at the end of this report.

Hold Time:
The samples were analyzed within the method required hold times with any exceptions noted below.

Method Blank:
All analytes were below the report limit in the method blank, where applicable, with any exceptions noted below.

Laboratory Control Spike:
All laboratory control spike compounds were within QC limits with any exceptions noted below.

Matrix Spikes:
All percent recoveries and relative percent differences (RPDs) were within acceptance criteria with any exceptions noted below.

Duplicate Sample:
All duplicate sample results were within method acceptance criteria with any exceptions noted below.

Additional Comments:

This report shall not be reproduced, except in full,
without the written consent of Pace Analytical Services, Inc..

Pace Analytical Services, Inc.
9608 Loiret Blvd.
Lenexa, KS 66219
(913)599-5665

PROJECT NARRATIVE

Project: FORT SMITH, AR
Pace Project No.: 60218387

Method: **SM 3500-Fe B#4**
Description: Iron, Ferric (Calculation)
Client: Ramboll Environ_AR
Date: May 17, 2016

General Information:
26 samples were analyzed for SM 3500-Fe B#4. All samples were received in acceptable condition with any exceptions noted below or on the chain-of custody and/or the sample condition upon receipt form (SCUR) attached at the end of this report.

Hold Time:
The samples were analyzed within the method required hold times with any exceptions noted below.

Method Blank:
All analytes were below the report limit in the method blank, where applicable, with any exceptions noted below.

Laboratory Control Spike:
All laboratory control spike compounds were within QC limits with any exceptions noted below.

Matrix Spikes:
All percent recoveries and relative percent differences (RPDs) were within acceptance criteria with any exceptions noted below.

Additional Comments:

Batch Comments:

Ferrous Fe performed in the field
- QC Batch: WET / 61823
- QC Batch: WET / 61824

This report shall not be reproduced, except in full,
without the written consent of Pace Analytical Services, Inc..

Pace Analytical Services, Inc.
9608 Loiret Blvd.
Lenexa, KS 66219
(913)599-5665

PROJECT NARRATIVE

Project: FORT SMITH, AR
Pace Project No.: 60218387

Method: **SM 4500-H+B**
Description: 4500H+ pH, Electrometric
Client: Ramboll Environ_AR
Date: May 17, 2016

General Information:
26 samples were analyzed for SM 4500-H+B. All samples were received in acceptable condition with any exceptions noted below or on the chain-of custody and/or the sample condition upon receipt form (SCUR) attached at the end of this report.

Hold Time:
The samples were analyzed within the method required hold times with any exceptions noted below.

H6: Analysis initiated outside of the 15 minute EPA required holding time.
- IW-73-201605 (Lab ID: 60218387005)
- IW-74-201605 (Lab ID: 60218387007)
- IW-76-201605 (Lab ID: 60218387016)
- IW-77-201605 (Lab ID: 60218387015)
- MW-182-201605 (Lab ID: 60218387027)
- MW-183-201605 (Lab ID: 60218387013)
- MW-185-201605 (Lab ID: 60218387017)
- MW-186-201605 (Lab ID: 60218387022)
- MW-187-201605 (Lab ID: 60218387008)
- MW-189-201605 (Lab ID: 60218387009)
- MW-190-201605 (Lab ID: 60218387024)
- MW-191-201605 (Lab ID: 60218387025)
- MW-192-201605 (Lab ID: 60218387026)
- MW-22-201605 (Lab ID: 60218387003)
- MW-24-201605 (Lab ID: 60218387023)
- MW-27-201605 (Lab ID: 60218387018)
- MW-28-201605 (Lab ID: 60218387021)
- MW-58R-201605 (Lab ID: 60218387012)
- MW-81-201605 (Lab ID: 60218387006)
- MW-82-201605 (Lab ID: 60218387014)
- MW-83-201605 (Lab ID: 60218387010)
- MW-88-201605 (Lab ID: 60218387002)
- MW-90-201605 (Lab ID: 60218387020)
- MW-91-201605 (Lab ID: 60218387019)
- MW-92-201605 (Lab ID: 60218387011)
- TMW-10-201605 (Lab ID: 60218387004)

Method Blank:
All analytes were below the report limit in the method blank, where applicable, with any exceptions noted below.

Laboratory Control Spike:
All laboratory control spike compounds were within QC limits with any exceptions noted below.

Matrix Spikes:
All percent recoveries and relative percent differences (RPDs) were within acceptance criteria with any exceptions noted below.

Additional Comments:

This report shall not be reproduced, except in full,
without the written consent of Pace Analytical Services, Inc..

Pace Analytical Services, Inc.
9608 Loiret Blvd.
Lenexa, KS 66219
(913)599-5665

PROJECT NARRATIVE

Project: FORT SMITH, AR
Pace Project No.: 60218387

Method: **SM 4500-H+B**
Description: 4500H+ pH, Electrometric
Client: Ramboll Environ_AR
Date: May 17, 2016

Batch Comments:

Field pH
- QC Batch: WET / 61835
- QC Batch: WET / 61836

This report shall not be reproduced, except in full,
without the written consent of Pace Analytical Services, Inc..

Pace Analytical Services, Inc.
9608 Loiret Blvd.
Lenexa, KS 66219
(913)599-5665

PROJECT NARRATIVE

Project: FORT SMITH, AR
Pace Project No.: 60218387

Method: **SM 4500-S-2 D**
Description: 4500S2D Sulfide, Total
Client: Ramboll Environ_AR
Date: May 17, 2016

General Information:
26 samples were analyzed for SM 4500-S-2 D. All samples were received in acceptable condition with any exceptions noted below or on the chain-of custody and/or the sample condition upon receipt form (SCUR) attached at the end of this report.

Hold Time:
The samples were analyzed within the method required hold times with any exceptions noted below.

Method Blank:
All analytes were below the report limit in the method blank, where applicable, with any exceptions noted below.

Laboratory Control Spike:
All laboratory control spike compounds were within QC limits with any exceptions noted below.

Matrix Spikes:
All percent recoveries and relative percent differences (RPDs) were within acceptance criteria with any exceptions noted below.

Duplicate Sample:
All duplicate sample results were within method acceptance criteria with any exceptions noted below.

Additional Comments:

This report shall not be reproduced, except in full,
without the written consent of Pace Analytical Services, Inc..

Pace Analytical Services, Inc.
9608 Loiret Blvd.
Lenexa, KS 66219
(913)599-5665

PROJECT NARRATIVE

Project: FORT SMITH, AR
Pace Project No.: 60218387

Method: **EPA 300.0**
Description: 300.0 IC Anions 28 Days
Client: Ramboll Environ_AR
Date: May 17, 2016

General Information:
26 samples were analyzed for EPA 300.0. All samples were received in acceptable condition with any exceptions noted below or on the chain-of custody and/or the sample condition upon receipt form (SCUR) attached at the end of this report.

Hold Time:
The samples were analyzed within the method required hold times with any exceptions noted below.

Initial Calibrations (including MS Tune as applicable):
All criteria were within method requirements with any exceptions noted below.

Continuing Calibration:
All criteria were within method requirements with any exceptions noted below.

Method Blank:
All analytes were below the report limit in the method blank, where applicable, with any exceptions noted below.

Laboratory Control Spike:
All laboratory control spike compounds were within QC limits with any exceptions noted below.

Matrix Spikes:
All percent recoveries and relative percent differences (RPDs) were within acceptance criteria with any exceptions noted below.

Additional Comments:

This report shall not be reproduced, except in full,
without the written consent of Pace Analytical Services, Inc..

Pace Analytical Services, Inc.
9608 Loiret Blvd.
Lenexa, KS 66219
(913)599-5665

PROJECT NARRATIVE

Project: FORT SMITH, AR
Pace Project No.: 60218387

Method: **EPA 350.1**
Description: 350.1 Ammonia
Client: Ramboll Environ_AR
Date: May 17, 2016

General Information:
26 samples were analyzed for EPA 350.1. All samples were received in acceptable condition with any exceptions noted below or on the chain-of custody and/or the sample condition upon receipt form (SCUR) attached at the end of this report.

Hold Time:
The samples were analyzed within the method required hold times with any exceptions noted below.

Initial Calibrations (including MS Tune as applicable):
All criteria were within method requirements with any exceptions noted below.

Continuing Calibration:
All criteria were within method requirements with any exceptions noted below.

Method Blank:
All analytes were below the report limit in the method blank, where applicable, with any exceptions noted below.

Laboratory Control Spike:
All laboratory control spike compounds were within QC limits with any exceptions noted below.

Matrix Spikes:
All percent recoveries and relative percent differences (RPDs) were within acceptance criteria with any exceptions noted below.

Duplicate Sample:
All duplicate sample results were within method acceptance criteria with any exceptions noted below.

Additional Comments:

This report shall not be reproduced, except in full,
without the written consent of Pace Analytical Services, Inc..

Pace Analytical Services, Inc.
9608 Loiret Blvd.
Lenexa, KS 66219
(913)599-5665

PROJECT NARRATIVE

Project: FORT SMITH, AR
Pace Project No.: 60218387

Method: **EPA 353.2**
Description: 353.2 Nitrogen, NO2/NO3 unpres
Client: Ramboll Environ_AR
Date: May 17, 2016

General Information:
26 samples were analyzed for EPA 353.2. All samples were received in acceptable condition with any exceptions noted below or on the chain-of custody and/or the sample condition upon receipt form (SCUR) attached at the end of this report.

Hold Time:
The samples were analyzed within the method required hold times with any exceptions noted below.

Initial Calibrations (including MS Tune as applicable):
All criteria were within method requirements with any exceptions noted below.

Continuing Calibration:
All criteria were within method requirements with any exceptions noted below.

Method Blank:
All analytes were below the report limit in the method blank, where applicable, with any exceptions noted below.

Laboratory Control Spike:
All laboratory control spike compounds were within QC limits with any exceptions noted below.

Matrix Spikes:
All percent recoveries and relative percent differences (RPDs) were within acceptance criteria with any exceptions noted below.

QC Batch: WETA/39320

A matrix spike and/or matrix spike duplicate (MS/MSD) were performed on the following sample(s): 60218387017,60218387021

M1: Matrix spike recovery exceeded QC limits. Batch accepted based on laboratory control sample (LCS) recovery.

- MS (Lab ID: 1752383)
  - Nitrogen, NO2 plus NO3

QC Batch: WETA/39325

A matrix spike and/or matrix spike duplicate (MS/MSD) were performed on the following sample(s): 60218402001

M1: Matrix spike recovery exceeded QC limits. Batch accepted based on laboratory control sample (LCS) recovery.

- MS (Lab ID: 1752805)
  - Nitrogen, Nitrite

Duplicate Sample:
All duplicate sample results were within method acceptance criteria with any exceptions noted below.

Additional Comments:

This report shall not be reproduced, except in full,
without the written consent of Pace Analytical Services, Inc..

Pace Analytical Services, Inc.
9608 Loiret Blvd.
Lenexa, KS 66219
(913)599-5665

PROJECT NARRATIVE

Project: FORT SMITH, AR
Pace Project No.: 60218387

Method: **SM 4500-CO2 D**
Description: Total Carbon Dioxide Calc
Client: Ramboll Environ_AR
Date: May 17, 2016

General Information:
26 samples were analyzed for SM 4500-CO2 D. All samples were received in acceptable condition with any exceptions noted below or on the chain-of custody and/or the sample condition upon receipt form (SCUR) attached at the end of this report.

Hold Time:
The samples were analyzed within the method required hold times with any exceptions noted below.

Initial Calibrations (including MS Tune as applicable):
All criteria were within method requirements with any exceptions noted below.

Continuing Calibration:
All criteria were within method requirements with any exceptions noted below.

Method Blank:
All analytes were below the report limit in the method blank, where applicable, with any exceptions noted below.

Laboratory Control Spike:
All laboratory control spike compounds were within QC limits with any exceptions noted below.

Matrix Spikes:
All percent recoveries and relative percent differences (RPDs) were within acceptance criteria with any exceptions noted below.

Additional Comments:

This report shall not be reproduced, except in full,
without the written consent of Pace Analytical Services, Inc..

Pace Analytical Services, Inc.
9608 Loiret Blvd.
Lenexa, KS 66219
(913)599-5665

PROJECT NARRATIVE

Project: FORT SMITH, AR
Pace Project No.: 60218387

Method: **SM 5310C**
Description: 5310C TOC
Client: Ramboll Environ_AR
Date: May 17, 2016

General Information:
26 samples were analyzed for SM 5310C. All samples were received in acceptable condition with any exceptions noted below or on the chain-of custody and/or the sample condition upon receipt form (SCUR) attached at the end of this report.

Hold Time:
The samples were analyzed within the method required hold times with any exceptions noted below.

Initial Calibrations (including MS Tune as applicable):
All criteria were within method requirements with any exceptions noted below.

Continuing Calibration:
All criteria were within method requirements with any exceptions noted below.

Method Blank:
All analytes were below the report limit in the method blank, where applicable, with any exceptions noted below.

QC Batch: WETA/39430

B: Analyte was detected in the associated method blank.

- BLANK for HBN 429938 [WETA/394 (Lab ID: 1756634)
  - Total Organic Carbon

QC Batch: WETA/39439

B: Analyte was detected in the associated method blank.

- BLANK for HBN 429986 [WETA/394 (Lab ID: 1756867)
  - Total Organic Carbon

Laboratory Control Spike:
All laboratory control spike compounds were within QC limits with any exceptions noted below.

Matrix Spikes:
All percent recoveries and relative percent differences (RPDs) were within acceptance criteria with any exceptions noted below.

Duplicate Sample:
All duplicate sample results were within method acceptance criteria with any exceptions noted below.

Additional Comments:

This report shall not be reproduced, except in full,
without the written consent of Pace Analytical Services, Inc..

Pace Analytical Services, Inc.
9608 Loiret Blvd.
Lenexa, KS 66219
(913)599-5665

PROJECT NARRATIVE

Project: FORT SMITH, AR
Pace Project No.: 60218387

Method: **SM 5310C**
Description: 5310C Dissolved Organic Carbon
Client: Ramboll Environ_AR
Date: May 17, 2016

General Information:
1 sample was analyzed for SM 5310C. All samples were received in acceptable condition with any exceptions noted below or on the chain-of custody and/or the sample condition upon receipt form (SCUR) attached at the end of this report.

Hold Time:
The samples were analyzed within the method required hold times with any exceptions noted below.

Initial Calibrations (including MS Tune as applicable):
All criteria were within method requirements with any exceptions noted below.

Continuing Calibration:
All criteria were within method requirements with any exceptions noted below.

Method Blank:
All analytes were below the report limit in the method blank, where applicable, with any exceptions noted below.

Laboratory Control Spike:
All laboratory control spike compounds were within QC limits with any exceptions noted below.

Matrix Spikes:
All percent recoveries and relative percent differences (RPDs) were within acceptance criteria with any exceptions noted below.

QC Batch: WETA/39438

A matrix spike and/or matrix spike duplicate (MS/MSD) were performed on the following sample(s): 60218387004

M1: Matrix spike recovery exceeded QC limits. Batch accepted based on laboratory control sample (LCS) recovery.

- MS (Lab ID: 1756860)
  - Dissolved Organic Carbon

Duplicate Sample:
All duplicate sample results were within method acceptance criteria with any exceptions noted below.

Additional Comments:

This report shall not be reproduced, except in full,
without the written consent of Pace Analytical Services, Inc..

Pace Analytical Services, Inc.
9608 Loiret Blvd.
Lenexa, KS 66219
(913)599-5665

PROJECT NARRATIVE

Project: FORT SMITH, AR
Pace Project No.: 60218387

Method: **SM 4500-P E**
Description: SM4500P-E, Total Phosphorus
Client: Ramboll Environ_AR
Date: May 17, 2016

General Information:
26 samples were analyzed for SM 4500-P E. All samples were received in acceptable condition with any exceptions noted below or on the chain-of custody and/or the sample condition upon receipt form (SCUR) attached at the end of this report.

Hold Time:
The samples were analyzed within the method required hold times with any exceptions noted below.

Sample Preparation:
The samples were prepared in accordance with SM4500-P B with any exceptions noted below.

Initial Calibrations (including MS Tune as applicable):
All criteria were within method requirements with any exceptions noted below.

Continuing Calibration:
All criteria were within method requirements with any exceptions noted below.

Method Blank:
All analytes were below the report limit in the method blank, where applicable, with any exceptions noted below.

Laboratory Control Spike:
All laboratory control spike compounds were within QC limits with any exceptions noted below.

Matrix Spikes:
All percent recoveries and relative percent differences (RPDs) were within acceptance criteria with any exceptions noted below.

Additional Comments:

This data package has been reviewed for quality and completeness and is approved for release.

This report shall not be reproduced, except in full,
without the written consent of Pace Analytical Services, Inc..

Pace Analytical Services, Inc.
9608 Loiret Blvd.
Lenexa, KS 66219
(913)599-5665

ANALYTICAL RESULTS

Project: FORT SMITH, AR
Pace Project No.: 60218387

Sample: IW-78-201605 **Lab ID: 60218387001** Collected: 05/03/16 10:00 Received: 05/05/16 05:06 Matrix: Water

Parameters	Results	Units	Report Limit	MDL	DF	Prepared	Analyzed	CAS No.	Qual
8260 MSV	Analytical Method: EPA 5030B/8260								
Acetone	**19.2**	ug/L	10.0	1.9	1		05/06/16 11:25	67-64-1	
Benzene	ND	ug/L	1.0	0.060	1		05/06/16 11:25	71-43-2	
Bromodichloromethane	ND	ug/L	1.0	0.19	1		05/06/16 11:25	75-27-4	
Bromoform	**0.86J**	ug/L	1.0	0.070	1		05/06/16 11:25	75-25-2	
Bromomethane	**2.2J**	ug/L	5.0	0.16	1		05/06/16 11:25	74-83-9	
2-Butanone (MEK)	ND	ug/L	10.0	0.59	1		05/06/16 11:25	78-93-3	
Carbon disulfide	ND	ug/L	5.0	0.12	1		05/06/16 11:25	75-15-0	
Carbon tetrachloride	ND	ug/L	1.0	0.18	1		05/06/16 11:25	56-23-5	
Chlorobenzene	ND	ug/L	1.0	0.21	1		05/06/16 11:25	108-90-7	
Chloroethane	ND	ug/L	1.0	0.15	1		05/06/16 11:25	75-00-3	
Chloroform	ND	ug/L	1.0	0.14	1		05/06/16 11:25	67-66-3	
Chloromethane	**1.4**	ug/L	1.0	0.080	1		05/06/16 11:25	74-87-3	
Dibromochloromethane	ND	ug/L	1.0	0.21	1		05/06/16 11:25	124-48-1	
1,1-Dichloroethane	ND	ug/L	1.0	0.050	1		05/06/16 11:25	75-34-3	
1,2-Dichloroethane	ND	ug/L	1.0	0.12	1		05/06/16 11:25	107-06-2	
1,1-Dichloroethene	ND	ug/L	1.0	0.20	1		05/06/16 11:25	75-35-4	
cis-1,2-Dichloroethene	ND	ug/L	1.0	0.080	1		05/06/16 11:25	156-59-2	
trans-1,2-Dichloroethene	ND	ug/L	1.0	0.20	1		05/06/16 11:25	156-60-5	
1,2-Dichloropropane	ND	ug/L	1.0	0.16	1		05/06/16 11:25	78-87-5	
cis-1,3-Dichloropropene	ND	ug/L	1.0	0.14	1		05/06/16 11:25	10061-01-5	
trans-1,3-Dichloropropene	ND	ug/L	1.0	0.12	1		05/06/16 11:25	10061-02-6	
Ethylbenzene	ND	ug/L	1.0	0.18	1		05/06/16 11:25	100-41-4	
2-Hexanone	ND	ug/L	10.0	1.2	1		05/06/16 11:25	591-78-6	
Methylene chloride	ND	ug/L	1.0	0.15	1		05/06/16 11:25	75-09-2	
4-Methyl-2-pentanone (MIBK)	ND	ug/L	10.0	0.42	1		05/06/16 11:25	108-10-1	
Styrene	ND	ug/L	1.0	0.12	1		05/06/16 11:25	100-42-5	
1,1,2,2-Tetrachloroethane	ND	ug/L	1.0	0.15	1		05/06/16 11:25	79-34-5	
Tetrachloroethene	ND	ug/L	1.0	0.10	1		05/06/16 11:25	127-18-4	
Toluene	ND	ug/L	1.0	0.17	1		05/06/16 11:25	108-88-3	
1,1,1-Trichloroethane	ND	ug/L	1.0	0.11	1		05/06/16 11:25	71-55-6	
1,1,2-Trichloroethane	ND	ug/L	1.0	0.20	1		05/06/16 11:25	79-00-5	
Trichloroethene	**1.3**	ug/L	1.0	0.17	1		05/06/16 11:25	79-01-6	
Vinyl chloride	ND	ug/L	1.0	0.13	1		05/06/16 11:25	75-01-4	
Xylene (Total)	ND	ug/L	3.0	0.42	1		05/06/16 11:25	1330-20-7	
Surrogates									
4-Bromofluorobenzene (S)	99	%	77-130		1		05/06/16 11:25	460-00-4	
1,2-Dichloroethane-d4 (S)	102	%	81-127		1		05/06/16 11:25	17060-07-0	
Toluene-d8 (S)	96	%	80-120		1		05/06/16 11:25	2037-26-5	
Preservation pH	**3.0**		0.10	0.10	1		05/06/16 11:25		

REPORT OF LABORATORY ANALYSIS

This report shall not be reproduced, except in full,
without the written consent of Pace Analytical Services, Inc..

Pace Analytical Services, Inc.
9608 Loiret Blvd.
Lenexa, KS 66219
(913)599-5665

ANALYTICAL RESULTS

Project: FORT SMITH, AR
Pace Project No.: 60218387

Sample: MW-88-201605 **Lab ID: 60218387002** Collected: 05/04/16 14:25 Received: 05/05/16 05:06 Matrix: Water

Parameters	Results	Units	Report Limit	MDL	DF	Prepared	Analyzed	CAS No.	Qual
Alcohol by Direct Inject GCFID	Analytical Method: EPA 8015 - Alcohol								
2-Chloroethanol	ND	ug/L	10000	1510	1		05/10/16 20:50	107-07-3	
6010 MET ICP	Analytical Method: EPA 6010 Preparation Method: EPA 3010								
Iron	**485**	ug/L	50.0	8.8	1	05/05/16 15:40	05/06/16 12:41	7439-89-6	
Manganese	**375**	ug/L	5.0	0.25	1	05/05/16 15:40	05/06/16 12:41	7439-96-5	
8260 MSV	Analytical Method: EPA 5030B/8260								
Acetone	ND	ug/L	10.0	1.9	1		05/10/16 08:59	67-64-1	
Benzene	ND	ug/L	1.0	0.060	1		05/10/16 08:59	71-43-2	
Bromodichloromethane	ND	ug/L	1.0	0.19	1		05/10/16 08:59	75-27-4	
Bromoform	ND	ug/L	1.0	0.070	1		05/10/16 08:59	75-25-2	
Bromomethane	ND	ug/L	5.0	0.16	1		05/10/16 08:59	74-83-9	
2-Butanone (MEK)	ND	ug/L	10.0	0.59	1		05/10/16 08:59	78-93-3	
Carbon disulfide	ND	ug/L	5.0	0.12	1		05/10/16 08:59	75-15-0	
Carbon tetrachloride	ND	ug/L	1.0	0.18	1		05/10/16 08:59	56-23-5	
Chlorobenzene	ND	ug/L	1.0	0.21	1		05/10/16 08:59	108-90-7	
Chloroethane	ND	ug/L	1.0	0.15	1		05/10/16 08:59	75-00-3	
Chloroform	ND	ug/L	1.0	0.14	1		05/10/16 08:59	67-66-3	
Chloromethane	ND	ug/L	1.0	0.080	1		05/10/16 08:59	74-87-3	
Dibromochloromethane	ND	ug/L	1.0	0.21	1		05/10/16 08:59	124-48-1	
1,1-Dichloroethane	ND	ug/L	1.0	0.050	1		05/10/16 08:59	75-34-3	
1,2-Dichloroethane	ND	ug/L	1.0	0.12	1		05/10/16 08:59	107-06-2	
1,1-Dichloroethene	ND	ug/L	1.0	0.20	1		05/10/16 08:59	75-35-4	
cis-1,2-Dichloroethene	ND	ug/L	1.0	0.080	1		05/10/16 08:59	156-59-2	
trans-1,2-Dichloroethene	ND	ug/L	1.0	0.20	1		05/10/16 08:59	156-60-5	
1,2-Dichloropropane	ND	ug/L	1.0	0.16	1		05/10/16 08:59	78-87-5	
cis-1,3-Dichloropropene	ND	ug/L	1.0	0.14	1		05/10/16 08:59	10061-01-5	
trans-1,3-Dichloropropene	ND	ug/L	1.0	0.12	1		05/10/16 08:59	10061-02-6	
Ethylbenzene	ND	ug/L	1.0	0.18	1		05/10/16 08:59	100-41-4	
2-Hexanone	ND	ug/L	10.0	1.2	1		05/10/16 08:59	591-78-6	
Methylene chloride	ND	ug/L	1.0	0.15	1		05/10/16 08:59	75-09-2	
4-Methyl-2-pentanone (MIBK)	ND	ug/L	10.0	0.42	1		05/10/16 08:59	108-10-1	
Styrene	ND	ug/L	1.0	0.12	1		05/10/16 08:59	100-42-5	
1,1,2,2-Tetrachloroethane	ND	ug/L	1.0	0.15	1		05/10/16 08:59	79-34-5	
Tetrachloroethene	ND	ug/L	1.0	0.10	1		05/10/16 08:59	127-18-4	
Toluene	ND	ug/L	1.0	0.17	1		05/10/16 08:59	108-88-3	
1,1,1-Trichloroethane	ND	ug/L	1.0	0.11	1		05/10/16 08:59	71-55-6	
1,1,2-Trichloroethane	ND	ug/L	1.0	0.20	1		05/10/16 08:59	79-00-5	
Trichloroethene	**0.25J**	ug/L	1.0	0.17	1		05/10/16 08:59	79-01-6	
Vinyl chloride	ND	ug/L	1.0	0.13	1		05/10/16 08:59	75-01-4	
Xylene (Total)	ND	ug/L	3.0	0.42	1		05/10/16 08:59	1330-20-7	
Surrogates									
4-Bromofluorobenzene (S)	100	%	77-130		1		05/10/16 08:59	460-00-4	
1,2-Dichloroethane-d4 (S)	102	%	81-127		1		05/10/16 08:59	17060-07-0	
Toluene-d8 (S)	98	%	80-120		1		05/10/16 08:59	2037-26-5	
Preservation pH	**1.0**		0.10	0.10	1		05/10/16 08:59		

REPORT OF LABORATORY ANALYSIS

This report shall not be reproduced, except in full,
without the written consent of Pace Analytical Services, Inc..

Pace Analytical Services, Inc.
9608 Loiret Blvd.
Lenexa, KS 66219
(913)599-5665

ANALYTICAL RESULTS

Project: FORT SMITH, AR
Pace Project No.: 60218387

Sample: MW-88-201605 **Lab ID: 60218387002** Collected: 05/04/16 14:25 Received: 05/05/16 05:06 Matrix: Water

Parameters	Results	Units	Report Limit	MDL	DF	Prepared	Analyzed	CAS No.	Qual
2320B Alkalinity	Analytical Method: SM 2320B								
Alkalinity,Bicarbonate (CaCO3)	**92.9**	mg/L	20.0	2.0	1		05/13/16 16:23		
Alkalinity, Carbonate (CaCO3)	ND	mg/L	20.0	2.0	1		05/13/16 16:23		
Alkalinity, Total as CaCO3	**92.9**	mg/L	20.0	2.0	1		05/13/16 16:23		
Iron, Ferric (Calculation)	Analytical Method: SM 3500-Fe B#4								
Iron, Ferric	**0.48**	mg/L	0.20		1		05/17/16 00:00	7439-89-6	
4500H+ pH, Electrometric	Analytical Method: SM 4500-H+B								
pH at 25 Degrees C	**6.0**	Std. Units	0.10	0.10	1		05/17/16 00:00		H6
4500S2D Sulfide, Total	Analytical Method: SM 4500-S-2 D								
Sulfide, Total	ND	mg/L	0.050	0.012	1		05/11/16 11:00	18496-25-8	
300.0 IC Anions 28 Days	Analytical Method: EPA 300.0								
Chloride	**40.2**	mg/L	5.0	2.5	5		05/10/16 13:02	16887-00-6	
Sulfate	**3.6**	mg/L	1.0	0.25	1		05/10/16 12:46	14808-79-8	
350.1 Ammonia	Analytical Method: EPA 350.1								
Nitrogen, Ammonia	ND	mg/L	0.10	0.046	1		05/09/16 18:41	7664-41-7	
353.2 Nitrogen, NO2/NO3 unpres	Analytical Method: EPA 353.2								
Nitrogen, Nitrate	ND	mg/L	0.10	0.012	1		05/05/16 12:17		
Nitrogen, Nitrite	ND	mg/L	0.10	0.010	1		05/05/16 12:17		
Nitrogen, NO2 plus NO3	ND	mg/L	0.10	0.012	1		05/05/16 12:17		
Total Carbon Dioxide Calc	Analytical Method: SM 4500-CO2 D								
Carbon Dioxide Calculation	**263**	mg/L	20.0	20.0	1		05/17/16 00:00		
5310C TOC	Analytical Method: SM 5310C								
Total Organic Carbon	**0.94J**	mg/L	1.0	0.054	1		05/11/16 12:08	7440-44-0	
SM4500P-E, Total Phosphorus	Analytical Method: SM 4500-P E Preparation Method: SM4500-P B								
Phosphate as P04	**0.066**	mg/L	0.030	0.010	1	05/13/16 07:15	05/13/16 12:53		

REPORT OF LABORATORY ANALYSIS

This report shall not be reproduced, except in full,
without the written consent of Pace Analytical Services, Inc..

Pace Analytical Services, Inc.
9608 Loiret Blvd.
Lenexa, KS 66219
(913)599-5665

ANALYTICAL RESULTS

Project: FORT SMITH, AR
Pace Project No.: 60218387

Sample: MW-22-201605 **Lab ID: 60218387003** Collected: 05/04/16 12:45 Received: 05/05/16 05:06 Matrix: Water

Parameters	Results	Units	Report Limit	MDL	DF	Prepared	Analyzed	CAS No.	Qual
Alcohol by Direct Inject GCFID	Analytical Method: EPA 8015 - Alcohol								
2-Chloroethanol	ND	ug/L	10000	1510	1		05/10/16 21:01	107-07-3	
6010 MET ICP	Analytical Method: EPA 6010 Preparation Method: EPA 3010								
Iron	**18.0J**	ug/L	50.0	8.8	1	05/05/16 15:40	05/06/16 12:43	7439-89-6	B
Manganese	**95.4**	ug/L	5.0	0.25	1	05/05/16 15:40	05/06/16 12:43	7439-96-5	
8260 MSV	Analytical Method: EPA 5030B/8260								
Acetone	ND	ug/L	10.0	1.9	1		05/10/16 09:14	67-64-1	
Benzene	ND	ug/L	1.0	0.060	1		05/10/16 09:14	71-43-2	
Bromodichloromethane	ND	ug/L	1.0	0.19	1		05/10/16 09:14	75-27-4	
Bromoform	ND	ug/L	1.0	0.070	1		05/10/16 09:14	75-25-2	
Bromomethane	ND	ug/L	5.0	0.16	1		05/10/16 09:14	74-83-9	
2-Butanone (MEK)	ND	ug/L	10.0	0.59	1		05/10/16 09:14	78-93-3	
Carbon disulfide	ND	ug/L	5.0	0.12	1		05/10/16 09:14	75-15-0	
Carbon tetrachloride	ND	ug/L	1.0	0.18	1		05/10/16 09:14	56-23-5	
Chlorobenzene	ND	ug/L	1.0	0.21	1		05/10/16 09:14	108-90-7	
Chloroethane	ND	ug/L	1.0	0.15	1		05/10/16 09:14	75-00-3	
Chloroform	ND	ug/L	1.0	0.14	1		05/10/16 09:14	67-66-3	
Chloromethane	ND	ug/L	1.0	0.080	1		05/10/16 09:14	74-87-3	
Dibromochloromethane	ND	ug/L	1.0	0.21	1		05/10/16 09:14	124-48-1	
1,1-Dichloroethane	ND	ug/L	1.0	0.050	1		05/10/16 09:14	75-34-3	
1,2-Dichloroethane	ND	ug/L	1.0	0.12	1		05/10/16 09:14	107-06-2	
1,1-Dichloroethene	ND	ug/L	1.0	0.20	1		05/10/16 09:14	75-35-4	
cis-1,2-Dichloroethene	ND	ug/L	1.0	0.080	1		05/10/16 09:14	156-59-2	
trans-1,2-Dichloroethene	ND	ug/L	1.0	0.20	1		05/10/16 09:14	156-60-5	
1,2-Dichloropropane	ND	ug/L	1.0	0.16	1		05/10/16 09:14	78-87-5	
cis-1,3-Dichloropropene	ND	ug/L	1.0	0.14	1		05/10/16 09:14	10061-01-5	
trans-1,3-Dichloropropene	ND	ug/L	1.0	0.12	1		05/10/16 09:14	10061-02-6	
Ethylbenzene	ND	ug/L	1.0	0.18	1		05/10/16 09:14	100-41-4	
2-Hexanone	ND	ug/L	10.0	1.2	1		05/10/16 09:14	591-78-6	
Methylene chloride	ND	ug/L	1.0	0.15	1		05/10/16 09:14	75-09-2	
4-Methyl-2-pentanone (MIBK)	ND	ug/L	10.0	0.42	1		05/10/16 09:14	108-10-1	
Styrene	ND	ug/L	1.0	0.12	1		05/10/16 09:14	100-42-5	
1,1,2,2-Tetrachloroethane	ND	ug/L	1.0	0.15	1		05/10/16 09:14	79-34-5	
Tetrachloroethene	ND	ug/L	1.0	0.10	1		05/10/16 09:14	127-18-4	
Toluene	ND	ug/L	1.0	0.17	1		05/10/16 09:14	108-88-3	
1,1,1-Trichloroethane	ND	ug/L	1.0	0.11	1		05/10/16 09:14	71-55-6	
1,1,2-Trichloroethane	ND	ug/L	1.0	0.20	1		05/10/16 09:14	79-00-5	
Trichloroethene	ND	ug/L	1.0	0.17	1		05/10/16 09:14	79-01-6	
Vinyl chloride	ND	ug/L	1.0	0.13	1		05/10/16 09:14	75-01-4	
Xylene (Total)	ND	ug/L	3.0	0.42	1		05/10/16 09:14	1330-20-7	
Surrogates									
4-Bromofluorobenzene (S)	103	%	77-130		1		05/10/16 09:14	460-00-4	
1,2-Dichloroethane-d4 (S)	106	%	81-127		1		05/10/16 09:14	17060-07-0	
Toluene-d8 (S)	97	%	80-120		1		05/10/16 09:14	2037-26-5	
Preservation pH	**1.0**		0.10	0.10	1		05/10/16 09:14		

REPORT OF LABORATORY ANALYSIS

This report shall not be reproduced, except in full,
without the written consent of Pace Analytical Services, Inc..

Pace Analytical Services, Inc.
9608 Loiret Blvd.
Lenexa, KS 66219
(913)599-5665

ANALYTICAL RESULTS

Project: FORT SMITH, AR
Pace Project No.: 60218387

Sample: MW-22-201605 **Lab ID: 60218387003** Collected: 05/04/16 12:45 Received: 05/05/16 05:06 Matrix: Water

Parameters	Results	Units	Report Limit	MDL	DF	Prepared	Analyzed	CAS No.	Qual
2320B Alkalinity	Analytical Method: SM 2320B								
Alkalinity,Bicarbonate (CaCO3)	**43.7**	mg/L	20.0	2.0	1		05/13/16 16:23		
Alkalinity, Carbonate (CaCO3)	ND	mg/L	20.0	2.0	1		05/13/16 16:23		
Alkalinity, Total as CaCO3	**43.7**	mg/L	20.0	2.0	1		05/13/16 16:23		
Iron, Ferric (Calculation)	Analytical Method: SM 3500-Fe B#4								
Iron, Ferric	ND	mg/L	0.20		1		05/17/16 00:00	7439-89-6	
4500H+ pH, Electrometric	Analytical Method: SM 4500-H+B								
pH at 25 Degrees C	**5.6**	Std. Units	0.10	0.10	1		05/17/16 00:00		H6
4500S2D Sulfide, Total	Analytical Method: SM 4500-S-2 D								
Sulfide, Total	ND	mg/L	0.050	0.012	1		05/11/16 11:02	18496-25-8	
300.0 IC Anions 28 Days	Analytical Method: EPA 300.0								
Chloride	**11.8**	mg/L	1.0	0.50	1		05/10/16 13:18	16887-00-6	
Sulfate	**11.6**	mg/L	1.0	0.25	1		05/10/16 13:18	14808-79-8	
350.1 Ammonia	Analytical Method: EPA 350.1								
Nitrogen, Ammonia	ND	mg/L	0.10	0.046	1		05/09/16 18:43	7664-41-7	
353.2 Nitrogen, NO2/NO3 unpres	Analytical Method: EPA 353.2								
Nitrogen, Nitrate	ND	mg/L	0.10	0.012	1		05/05/16 12:08		
Nitrogen, Nitrite	ND	mg/L	0.10	0.010	1		05/05/16 12:08		
Nitrogen, NO2 plus NO3	ND	mg/L	0.10	0.012	1		05/05/16 12:08		
Total Carbon Dioxide Calc	Analytical Method: SM 4500-CO2 D								
Carbon Dioxide Calculation	**243**	mg/L	20.0	20.0	1		05/17/16 00:00		
5310C TOC	Analytical Method: SM 5310C								
Total Organic Carbon	**0.53J**	mg/L	1.0	0.054	1		05/11/16 12:20	7440-44-0	
SM4500P-E, Total Phosphorus	Analytical Method: SM 4500-P E Preparation Method: SM4500-P B								
Phosphate as P04	**0.043**	mg/L	0.030	0.010	1	05/13/16 07:15	05/13/16 12:53		

REPORT OF LABORATORY ANALYSIS

This report shall not be reproduced, except in full,
without the written consent of Pace Analytical Services, Inc..

Pace Analytical Services, Inc.
9608 Loiret Blvd.
Lenexa, KS 66219
(913)599-5665

ANALYTICAL RESULTS

Project: FORT SMITH, AR
Pace Project No.: 60218387

Sample: TMW-10-201605 **Lab ID: 60218387004** Collected: 05/04/16 10:10 Received: 05/05/16 05:06 Matrix: Water

Parameters	Results	Units	Report Limit	MDL	DF	Prepared	Analyzed	CAS No.	Qual
Alcohol by Direct Inject GCFID	Analytical Method: EPA 8015 - Alcohol								
2-Chloroethanol	ND	ug/L	10000	1510	1		05/10/16 21:12	107-07-3	
6010 MET ICP	Analytical Method: EPA 6010 Preparation Method: EPA 3010								
Iron	**2160**	ug/L	50.0	8.8	1	05/05/16 15:40	05/06/16 12:45	7439-89-6	
Manganese	**20.6**	ug/L	5.0	0.25	1	05/05/16 15:40	05/06/16 12:45	7439-96-5	
8260 MSV	Analytical Method: EPA 5030B/8260								
Acetone	ND	ug/L	10.0	1.9	1		05/10/16 12:50	67-64-1	
Benzene	ND	ug/L	1.0	0.060	1		05/10/16 12:50	71-43-2	
Bromodichloromethane	ND	ug/L	1.0	0.19	1		05/10/16 12:50	75-27-4	
Bromoform	ND	ug/L	1.0	0.070	1		05/10/16 12:50	75-25-2	
Bromomethane	ND	ug/L	5.0	0.16	1		05/10/16 12:50	74-83-9	
2-Butanone (MEK)	ND	ug/L	10.0	0.59	1		05/10/16 12:50	78-93-3	
Carbon disulfide	ND	ug/L	5.0	0.12	1		05/10/16 12:50	75-15-0	
Carbon tetrachloride	ND	ug/L	1.0	0.18	1		05/10/16 12:50	56-23-5	
Chlorobenzene	ND	ug/L	1.0	0.21	1		05/10/16 12:50	108-90-7	
Chloroethane	ND	ug/L	1.0	0.15	1		05/10/16 12:50	75-00-3	
Chloroform	ND	ug/L	1.0	0.14	1		05/10/16 12:50	67-66-3	
Chloromethane	ND	ug/L	1.0	0.080	1		05/10/16 12:50	74-87-3	
Dibromochloromethane	ND	ug/L	1.0	0.21	1		05/10/16 12:50	124-48-1	
1,1-Dichloroethane	ND	ug/L	1.0	0.050	1		05/10/16 12:50	75-34-3	
1,2-Dichloroethane	ND	ug/L	1.0	0.12	1		05/10/16 12:50	107-06-2	
1,1-Dichloroethene	**0.23J**	ug/L	1.0	0.20	1		05/10/16 12:50	75-35-4	
cis-1,2-Dichloroethene	**12.9**	ug/L	1.0	0.080	1		05/10/16 12:50	156-59-2	
trans-1,2-Dichloroethene	ND	ug/L	1.0	0.20	1		05/10/16 12:50	156-60-5	
1,2-Dichloropropane	ND	ug/L	1.0	0.16	1		05/10/16 12:50	78-87-5	
cis-1,3-Dichloropropene	ND	ug/L	1.0	0.14	1		05/10/16 12:50	10061-01-5	
trans-1,3-Dichloropropene	ND	ug/L	1.0	0.12	1		05/10/16 12:50	10061-02-6	
Ethylbenzene	ND	ug/L	1.0	0.18	1		05/10/16 12:50	100-41-4	
2-Hexanone	ND	ug/L	10.0	1.2	1		05/10/16 12:50	591-78-6	
Methylene chloride	ND	ug/L	1.0	0.15	1		05/10/16 12:50	75-09-2	
4-Methyl-2-pentanone (MIBK)	ND	ug/L	10.0	0.42	1		05/10/16 12:50	108-10-1	
Styrene	ND	ug/L	1.0	0.12	1		05/10/16 12:50	100-42-5	
1,1,2,2-Tetrachloroethane	ND	ug/L	1.0	0.15	1		05/10/16 12:50	79-34-5	
Tetrachloroethene	ND	ug/L	1.0	0.10	1		05/10/16 12:50	127-18-4	
Toluene	ND	ug/L	1.0	0.17	1		05/10/16 12:50	108-88-3	
1,1,1-Trichloroethane	ND	ug/L	1.0	0.11	1		05/10/16 12:50	71-55-6	
1,1,2-Trichloroethane	ND	ug/L	1.0	0.20	1		05/10/16 12:50	79-00-5	
Trichloroethene	**123**	ug/L	1.0	0.17	1		05/10/16 12:50	79-01-6	
Vinyl chloride	ND	ug/L	1.0	0.13	1		05/10/16 12:50	75-01-4	
Xylene (Total)	ND	ug/L	3.0	0.42	1		05/10/16 12:50	1330-20-7	
Surrogates									
4-Bromofluorobenzene (S)	100	%	77-130		1		05/10/16 12:50	460-00-4	
1,2-Dichloroethane-d4 (S)	99	%	81-127		1		05/10/16 12:50	17060-07-0	
Toluene-d8 (S)	98	%	80-120		1		05/10/16 12:50	2037-26-5	
Preservation pH	**1.0**		0.10	0.10	1		05/10/16 12:50		

REPORT OF LABORATORY ANALYSIS

This report shall not be reproduced, except in full,
without the written consent of Pace Analytical Services, Inc..

Pace Analytical Services, Inc.
9608 Loiret Blvd.
Lenexa, KS 66219
(913)599-5665

ANALYTICAL RESULTS

Project: FORT SMITH, AR
Pace Project No.: 60218387

Sample: TMW-10-201605 **Lab ID: 60218387004** Collected: 05/04/16 10:10 Received: 05/05/16 05:06 Matrix: Water

Parameters	Results	Units	Report Limit	MDL	DF	Prepared	Analyzed	CAS No.	Qual
2320B Alkalinity	Analytical Method: SM 2320B								
Alkalinity,Bicarbonate (CaCO3)	**171**	mg/L	20.0	2.0	1		05/13/16 16:23		
Alkalinity, Carbonate (CaCO3)	ND	mg/L	20.0	2.0	1		05/13/16 16:23		
Alkalinity, Total as CaCO3	**171**	mg/L	20.0	2.0	1		05/13/16 16:23		
Iron, Ferric (Calculation)	Analytical Method: SM 3500-Fe B#4								
Iron, Ferric	**2.0**	mg/L	0.20		1		05/17/16 00:00	7439-89-6	
4500H+ pH, Electrometric	Analytical Method: SM 4500-H+B								
pH at 25 Degrees C	**6.4**	Std. Units	0.10	0.10	1		05/17/16 00:00		H6
4500S2D Sulfide, Total	Analytical Method: SM 4500-S-2 D								
Sulfide, Total	ND	mg/L	0.050	0.012	1		05/11/16 11:03	18496-25-8	
300.0 IC Anions 28 Days	Analytical Method: EPA 300.0								
Chloride	**154**	mg/L	20.0	10.0	20		05/10/16 15:09	16887-00-6	
Sulfate	**2.3**	mg/L	1.0	0.25	1		05/10/16 13:34	14808-79-8	
350.1 Ammonia	Analytical Method: EPA 350.1								
Nitrogen, Ammonia	ND	mg/L	0.10	0.046	1		05/09/16 18:45	7664-41-7	
353.2 Nitrogen, NO2/NO3 unpres	Analytical Method: EPA 353.2								
Nitrogen, Nitrate	**0.14**	mg/L	0.10	0.012	1		05/05/16 12:01		
Nitrogen, Nitrite	ND	mg/L	0.10	0.010	1		05/05/16 12:01		
Nitrogen, NO2 plus NO3	**0.14**	mg/L	0.10	0.012	1		05/05/16 12:01		
Total Carbon Dioxide Calc	Analytical Method: SM 4500-CO2 D								
Carbon Dioxide Calculation	**287**	mg/L	20.0	20.0	1		05/17/16 00:00		
5310C TOC	Analytical Method: SM 5310C								
Total Organic Carbon	**0.51J**	mg/L	1.0	0.054	1		05/11/16 12:33	7440-44-0	
5310C Dissolved Organic Carbon	Analytical Method: SM 5310C								
Dissolved Organic Carbon	**0.57J**	mg/L	1.0	0.054	1		05/12/16 11:42	7440-44-0	M1
SM4500P-E, Total Phosphorus	Analytical Method: SM 4500-P E Preparation Method: SM4500-P B								
Phosphate as P04	**0.21**	mg/L	0.030	0.010	1	05/13/16 07:15	05/13/16 12:54		

REPORT OF LABORATORY ANALYSIS

This report shall not be reproduced, except in full,
without the written consent of Pace Analytical Services, Inc..

Pace Analytical Services, Inc.
9608 Loiret Blvd.
Lenexa, KS 66219
(913)599-5665

ANALYTICAL RESULTS

Project: FORT SMITH, AR
Pace Project No.: 60218387

Sample: IW-73-201605 **Lab ID: 60218387005** Collected: 05/04/16 13:25 Received: 05/05/16 05:06 Matrix: Water

Parameters	Results	Units	Report Limit	MDL	DF	Prepared	Analyzed	CAS No.	Qual
Alcohol by Direct Inject GCFID	Analytical Method: EPA 8015 - Alcohol								
2-Chloroethanol	ND	ug/L	10000	1510	1		05/10/16 21:23	107-07-3	
6010 MET ICP	Analytical Method: EPA 6010 Preparation Method: EPA 3010								
Iron	**2520**	ug/L	50.0	8.8	1	05/05/16 15:40	05/06/16 12:48	7439-89-6	
Manganese	**3160**	ug/L	5.0	0.25	1	05/05/16 15:40	05/06/16 12:48	7439-96-5	
8260 MSV	Analytical Method: EPA 5030B/8260								
Acetone	ND	ug/L	10.0	1.9	1		05/10/16 13:05	67-64-1	
Benzene	ND	ug/L	1.0	0.060	1		05/10/16 13:05	71-43-2	
Bromodichloromethane	ND	ug/L	1.0	0.19	1		05/10/16 13:05	75-27-4	
Bromoform	ND	ug/L	1.0	0.070	1		05/10/16 13:05	75-25-2	
Bromomethane	ND	ug/L	5.0	0.16	1		05/10/16 13:05	74-83-9	
2-Butanone (MEK)	ND	ug/L	10.0	0.59	1		05/10/16 13:05	78-93-3	
Carbon disulfide	ND	ug/L	5.0	0.12	1		05/10/16 13:05	75-15-0	
Carbon tetrachloride	ND	ug/L	1.0	0.18	1		05/10/16 13:05	56-23-5	
Chlorobenzene	ND	ug/L	1.0	0.21	1		05/10/16 13:05	108-90-7	
Chloroethane	ND	ug/L	1.0	0.15	1		05/10/16 13:05	75-00-3	
Chloroform	**0.15J**	ug/L	1.0	0.14	1		05/10/16 13:05	67-66-3	
Chloromethane	ND	ug/L	1.0	0.080	1		05/10/16 13:05	74-87-3	
Dibromochloromethane	ND	ug/L	1.0	0.21	1		05/10/16 13:05	124-48-1	
1,1-Dichloroethane	ND	ug/L	1.0	0.050	1		05/10/16 13:05	75-34-3	
1,2-Dichloroethane	ND	ug/L	1.0	0.12	1		05/10/16 13:05	107-06-2	
1,1-Dichloroethene	**0.87J**	ug/L	1.0	0.20	1		05/10/16 13:05	75-35-4	
cis-1,2-Dichloroethene	**4.9**	ug/L	1.0	0.080	1		05/10/16 13:05	156-59-2	
trans-1,2-Dichloroethene	ND	ug/L	1.0	0.20	1		05/10/16 13:05	156-60-5	
1,2-Dichloropropane	ND	ug/L	1.0	0.16	1		05/10/16 13:05	78-87-5	
cis-1,3-Dichloropropene	ND	ug/L	1.0	0.14	1		05/10/16 13:05	10061-01-5	
trans-1,3-Dichloropropene	ND	ug/L	1.0	0.12	1		05/10/16 13:05	10061-02-6	
Ethylbenzene	ND	ug/L	1.0	0.18	1		05/10/16 13:05	100-41-4	
2-Hexanone	ND	ug/L	10.0	1.2	1		05/10/16 13:05	591-78-6	
Methylene chloride	ND	ug/L	1.0	0.15	1		05/10/16 13:05	75-09-2	
4-Methyl-2-pentanone (MIBK)	ND	ug/L	10.0	0.42	1		05/10/16 13:05	108-10-1	
Styrene	ND	ug/L	1.0	0.12	1		05/10/16 13:05	100-42-5	
1,1,2,2-Tetrachloroethane	ND	ug/L	1.0	0.15	1		05/10/16 13:05	79-34-5	
Tetrachloroethene	ND	ug/L	1.0	0.10	1		05/10/16 13:05	127-18-4	
Toluene	ND	ug/L	1.0	0.17	1		05/10/16 13:05	108-88-3	
1,1,1-Trichloroethane	ND	ug/L	1.0	0.11	1		05/10/16 13:05	71-55-6	
1,1,2-Trichloroethane	ND	ug/L	1.0	0.20	1		05/10/16 13:05	79-00-5	
Trichloroethene	**125**	ug/L	1.0	0.17	1		05/10/16 13:05	79-01-6	
Vinyl chloride	**0.35J**	ug/L	1.0	0.13	1		05/10/16 13:05	75-01-4	
Xylene (Total)	ND	ug/L	3.0	0.42	1		05/10/16 13:05	1330-20-7	
Surrogates									
4-Bromofluorobenzene (S)	101	%	77-130		1		05/10/16 13:05	460-00-4	
1,2-Dichloroethane-d4 (S)	104	%	81-127		1		05/10/16 13:05	17060-07-0	
Toluene-d8 (S)	96	%	80-120		1		05/10/16 13:05	2037-26-5	
Preservation pH	**1.0**		0.10	0.10	1		05/10/16 13:05		

REPORT OF LABORATORY ANALYSIS

This report shall not be reproduced, except in full,
without the written consent of Pace Analytical Services, Inc..

Pace Analytical Services, Inc.
9608 Loiret Blvd.
Lenexa, KS 66219
(913)599-5665

ANALYTICAL RESULTS

Project: FORT SMITH, AR
Pace Project No.: 60218387

Sample: IW-73-201605 **Lab ID: 60218387005** Collected: 05/04/16 13:25 Received: 05/05/16 05:06 Matrix: Water

Parameters	Results	Units	Report Limit	MDL	DF	Prepared	Analyzed	CAS No.	Qual
2320B Alkalinity	Analytical Method: SM 2320B								
Alkalinity,Bicarbonate (CaCO3)	**71.2**	mg/L	20.0	2.0	1		05/13/16 16:23		
Alkalinity, Carbonate (CaCO3)	ND	mg/L	20.0	2.0	1		05/13/16 16:23		
Alkalinity, Total as CaCO3	**71.2**	mg/L	20.0	2.0	1		05/13/16 16:23		
Iron, Ferric (Calculation)	Analytical Method: SM 3500-Fe B#4								
Iron, Ferric	**1.7**	mg/L	0.20		1		05/17/16 00:00	7439-89-6	
4500H+ pH, Electrometric	Analytical Method: SM 4500-H+B								
pH at 25 Degrees C	**5.9**	Std. Units	0.10	0.10	1		05/17/16 00:00		H6
4500S2D Sulfide, Total	Analytical Method: SM 4500-S-2 D								
Sulfide, Total	ND	mg/L	0.050	0.012	1		05/11/16 11:04	18496-25-8	
300.0 IC Anions 28 Days	Analytical Method: EPA 300.0								
Chloride	**246**	mg/L	20.0	10.0	20		05/10/16 15:41	16887-00-6	
Sulfate	**4.2**	mg/L	1.0	0.25	1		05/10/16 15:25	14808-79-8	
350.1 Ammonia	Analytical Method: EPA 350.1								
Nitrogen, Ammonia	**0.49**	mg/L	0.10	0.046	1		05/09/16 18:46	7664-41-7	
353.2 Nitrogen, NO2/NO3 unpres	Analytical Method: EPA 353.2								
Nitrogen, Nitrate	**0.081J**	mg/L	0.10	0.012	1		05/05/16 12:10		
Nitrogen, Nitrite	ND	mg/L	0.10	0.010	1		05/05/16 12:10		
Nitrogen, NO2 plus NO3	**0.081J**	mg/L	0.10	0.012	1		05/05/16 12:10		
Total Carbon Dioxide Calc	Analytical Method: SM 4500-CO2 D								
Carbon Dioxide Calculation	**251**	mg/L	20.0	20.0	1		05/17/16 00:00		
5310C TOC	Analytical Method: SM 5310C								
Total Organic Carbon	**0.73J**	mg/L	1.0	0.054	1		05/11/16 12:46	7440-44-0	
SM4500P-E, Total Phosphorus	Analytical Method: SM 4500-P E Preparation Method: SM4500-P B								
Phosphate as P04	**0.24**	mg/L	0.030	0.010	1	05/13/16 07:15	05/13/16 12:54		

REPORT OF LABORATORY ANALYSIS

This report shall not be reproduced, except in full,
without the written consent of Pace Analytical Services, Inc..

Pace Analytical Services, Inc.
9608 Loiret Blvd.
Lenexa, KS 66219
(913)599-5665

ANALYTICAL RESULTS

Project: FORT SMITH, AR
Pace Project No.: 60218387

Sample: MW-81-201605 **Lab ID: 60218387006** Collected: 05/04/16 17:25 Received: 05/05/16 05:06 Matrix: Water

Parameters	Results	Units	Report Limit	MDL	DF	Prepared	Analyzed	CAS No.	Qual
Alcohol by Direct Inject GCFID	Analytical Method: EPA 8015 - Alcohol								
2-Chloroethanol	ND	ug/L	10000	1510	1		05/10/16 21:34	107-07-3	
6010 MET ICP	Analytical Method: EPA 6010 Preparation Method: EPA 3010								
Iron	**102**	ug/L	50.0	8.8	1	05/05/16 15:40	05/06/16 12:50	7439-89-6	B
Manganese	**225**	ug/L	5.0	0.25	1	05/05/16 15:40	05/06/16 12:50	7439-96-5	
8260 MSV	Analytical Method: EPA 5030B/8260								
Acetone	**21.9**	ug/L	10.0	1.9	1		05/06/16 12:38	67-64-1	
Benzene	**0.11J**	ug/L	1.0	0.060	1		05/06/16 12:38	71-43-2	
Bromodichloromethane	ND	ug/L	1.0	0.19	1		05/06/16 12:38	75-27-4	
Bromoform	**0.47J**	ug/L	1.0	0.070	1		05/06/16 12:38	75-25-2	
Bromomethane	**4.2J**	ug/L	5.0	0.16	1		05/06/16 12:38	74-83-9	
2-Butanone (MEK)	ND	ug/L	10.0	0.59	1		05/06/16 12:38	78-93-3	
Carbon disulfide	ND	ug/L	5.0	0.12	1		05/06/16 12:38	75-15-0	
Carbon tetrachloride	ND	ug/L	1.0	0.18	1		05/06/16 12:38	56-23-5	
Chlorobenzene	ND	ug/L	1.0	0.21	1		05/06/16 12:38	108-90-7	
Chloroethane	ND	ug/L	1.0	0.15	1		05/06/16 12:38	75-00-3	
Chloroform	**0.26J**	ug/L	1.0	0.14	1		05/06/16 12:38	67-66-3	
Chloromethane	**0.54J**	ug/L	1.0	0.080	1		05/06/16 12:38	74-87-3	
Dibromochloromethane	ND	ug/L	1.0	0.21	1		05/06/16 12:38	124-48-1	
1,1-Dichloroethane	ND	ug/L	1.0	0.050	1		05/06/16 12:38	75-34-3	
1,2-Dichloroethane	ND	ug/L	1.0	0.12	1		05/06/16 12:38	107-06-2	
1,1-Dichloroethene	**0.55J**	ug/L	1.0	0.20	1		05/06/16 12:38	75-35-4	
cis-1,2-Dichloroethene	**8.3**	ug/L	1.0	0.080	1		05/06/16 12:38	156-59-2	
trans-1,2-Dichloroethene	**1.1**	ug/L	1.0	0.20	1		05/06/16 12:38	156-60-5	
1,2-Dichloropropane	ND	ug/L	1.0	0.16	1		05/06/16 12:38	78-87-5	
cis-1,3-Dichloropropene	ND	ug/L	1.0	0.14	1		05/06/16 12:38	10061-01-5	
trans-1,3-Dichloropropene	ND	ug/L	1.0	0.12	1		05/06/16 12:38	10061-02-6	
Ethylbenzene	ND	ug/L	1.0	0.18	1		05/06/16 12:38	100-41-4	
2-Hexanone	ND	ug/L	10.0	1.2	1		05/06/16 12:38	591-78-6	
Methylene chloride	**0.26J**	ug/L	1.0	0.15	1		05/06/16 12:38	75-09-2	
4-Methyl-2-pentanone (MIBK)	ND	ug/L	10.0	0.42	1		05/06/16 12:38	108-10-1	
Styrene	ND	ug/L	1.0	0.12	1		05/06/16 12:38	100-42-5	
1,1,2,2-Tetrachloroethane	ND	ug/L	1.0	0.15	1		05/06/16 12:38	79-34-5	
Tetrachloroethene	ND	ug/L	1.0	0.10	1		05/06/16 12:38	127-18-4	
Toluene	ND	ug/L	1.0	0.17	1		05/06/16 12:38	108-88-3	
1,1,1-Trichloroethane	ND	ug/L	1.0	0.11	1		05/06/16 12:38	71-55-6	
1,1,2-Trichloroethane	ND	ug/L	1.0	0.20	1		05/06/16 12:38	79-00-5	
Trichloroethene	**256**	ug/L	5.0	0.85	5		05/09/16 15:04	79-01-6	
Vinyl chloride	ND	ug/L	1.0	0.13	1		05/06/16 12:38	75-01-4	
Xylene (Total)	ND	ug/L	3.0	0.42	1		05/06/16 12:38	1330-20-7	
Surrogates									
4-Bromofluorobenzene (S)	103	%	77-130		1		05/06/16 12:38	460-00-4	
1,2-Dichloroethane-d4 (S)	112	%	81-127		1		05/06/16 12:38	17060-07-0	
Toluene-d8 (S)	101	%	80-120		1		05/06/16 12:38	2037-26-5	
Preservation pH	**4.0**		0.10	0.10	1		05/06/16 12:38		

REPORT OF LABORATORY ANALYSIS

This report shall not be reproduced, except in full,
without the written consent of Pace Analytical Services, Inc..

Pace Analytical Services, Inc.
9608 Loiret Blvd.
Lenexa, KS 66219
(913)599-5665

ANALYTICAL RESULTS

Project: FORT SMITH, AR
Pace Project No.: 60218387

Sample: MW-81-201605 **Lab ID: 60218387006** Collected: 05/04/16 17:25 Received: 05/05/16 05:06 Matrix: Water

Parameters	Results	Units	Report Limit	MDL	DF	Prepared	Analyzed	CAS No.	Qual
2320B Alkalinity	Analytical Method: SM 2320B								
Alkalinity,Bicarbonate (CaCO3)	**129**	mg/L	20.0	2.0	1		05/13/16 16:23		
Alkalinity, Carbonate (CaCO3)	ND	mg/L	20.0	2.0	1		05/13/16 16:23		
Alkalinity, Total as CaCO3	**129**	mg/L	20.0	2.0	1		05/13/16 16:23		
Iron, Ferric (Calculation)	Analytical Method: SM 3500-Fe B#4								
Iron, Ferric	ND	mg/L	0.20		1		05/17/16 00:00	7439-89-6	
4500H+ pH, Electrometric	Analytical Method: SM 4500-H+B								
pH at 25 Degrees C	**6.1**	Std. Units	0.10	0.10	1		05/17/16 00:00		H6
4500S2D Sulfide, Total	Analytical Method: SM 4500-S-2 D								
Sulfide, Total	ND	mg/L	0.050	0.012	1		05/11/16 11:04	18496-25-8	
300.0 IC Anions 28 Days	Analytical Method: EPA 300.0								
Chloride	**386**	mg/L	50.0	25.0	50		05/10/16 15:57	16887-00-6	
Sulfate	**579**	mg/L	50.0	12.4	50		05/10/16 15:57	14808-79-8	
350.1 Ammonia	Analytical Method: EPA 350.1								
Nitrogen, Ammonia	**0.14**	mg/L	0.10	0.046	1		05/09/16 18:48	7664-41-7	
353.2 Nitrogen, NO2/NO3 unpres	Analytical Method: EPA 353.2								
Nitrogen, Nitrate	**1.0**	mg/L	0.10	0.012	1		05/05/16 16:51		
Nitrogen, Nitrite	ND	mg/L	0.10	0.010	1		05/05/16 16:51		
Nitrogen, NO2 plus NO3	**1.0**	mg/L	0.10	0.012	1		05/05/16 16:51		
Total Carbon Dioxide Calc	Analytical Method: SM 4500-CO2 D								
Carbon Dioxide Calculation	**315**	mg/L	20.0	20.0	1		05/17/16 00:00		
5310C TOC	Analytical Method: SM 5310C								
Total Organic Carbon	**0.80J**	mg/L	1.0	0.054	1		05/11/16 12:58	7440-44-0	
SM4500P-E, Total Phosphorus	Analytical Method: SM 4500-P E Preparation Method: SM4500-P B								
Phosphate as P04	**1.7**	mg/L	0.030	0.010	1	05/13/16 07:15	05/13/16 12:54		

REPORT OF LABORATORY ANALYSIS

This report shall not be reproduced, except in full,
without the written consent of Pace Analytical Services, Inc..

Pace Analytical Services, Inc.
9608 Loiret Blvd.
Lenexa, KS 66219
(913)599-5665

ANALYTICAL RESULTS

Project: FORT SMITH, AR
Pace Project No.: 60218387

Sample: IW-74-201605 **Lab ID: 60218387007** Collected: 05/04/16 13:10 Received: 05/05/16 05:06 Matrix: Water

Parameters	Results	Units	Report Limit	MDL	DF	Prepared	Analyzed	CAS No.	Qual
Alcohol by Direct Inject GCFID	Analytical Method: EPA 8015 - Alcohol								
2-Chloroethanol	ND	ug/L	10000	1510	1		05/10/16 21:46	107-07-3	
6010 MET ICP	Analytical Method: EPA 6010 Preparation Method: EPA 3010								
Iron	**531**	ug/L	50.0	8.8	1	05/05/16 15:40	05/06/16 12:52	7439-89-6	
Manganese	**930**	ug/L	5.0	0.25	1	05/05/16 15:40	05/06/16 12:52	7439-96-5	
8260 MSV	Analytical Method: EPA 5030B/8260								
Acetone	ND	ug/L	10.0	1.9	1		05/10/16 13:19	67-64-1	
Benzene	**0.25J**	ug/L	1.0	0.060	1		05/10/16 13:19	71-43-2	
Bromodichloromethane	ND	ug/L	1.0	0.19	1		05/10/16 13:19	75-27-4	
Bromoform	ND	ug/L	1.0	0.070	1		05/10/16 13:19	75-25-2	
Bromomethane	ND	ug/L	5.0	0.16	1		05/10/16 13:19	74-83-9	
2-Butanone (MEK)	ND	ug/L	10.0	0.59	1		05/10/16 13:19	78-93-3	
Carbon disulfide	ND	ug/L	5.0	0.12	1		05/10/16 13:19	75-15-0	
Carbon tetrachloride	ND	ug/L	1.0	0.18	1		05/10/16 13:19	56-23-5	
Chlorobenzene	ND	ug/L	1.0	0.21	1		05/10/16 13:19	108-90-7	
Chloroethane	ND	ug/L	1.0	0.15	1		05/10/16 13:19	75-00-3	
Chloroform	ND	ug/L	1.0	0.14	1		05/10/16 13:19	67-66-3	
Chloromethane	ND	ug/L	1.0	0.080	1		05/10/16 13:19	74-87-3	
Dibromochloromethane	ND	ug/L	1.0	0.21	1		05/10/16 13:19	124-48-1	
1,1-Dichloroethane	ND	ug/L	1.0	0.050	1		05/10/16 13:19	75-34-3	
1,2-Dichloroethane	ND	ug/L	1.0	0.12	1		05/10/16 13:19	107-06-2	
1,1-Dichloroethene	**0.32J**	ug/L	1.0	0.20	1		05/10/16 13:19	75-35-4	
cis-1,2-Dichloroethene	**3.5**	ug/L	1.0	0.080	1		05/10/16 13:19	156-59-2	
trans-1,2-Dichloroethene	ND	ug/L	1.0	0.20	1		05/10/16 13:19	156-60-5	
1,2-Dichloropropane	ND	ug/L	1.0	0.16	1		05/10/16 13:19	78-87-5	
cis-1,3-Dichloropropene	ND	ug/L	1.0	0.14	1		05/10/16 13:19	10061-01-5	
trans-1,3-Dichloropropene	ND	ug/L	1.0	0.12	1		05/10/16 13:19	10061-02-6	
Ethylbenzene	ND	ug/L	1.0	0.18	1		05/10/16 13:19	100-41-4	
2-Hexanone	ND	ug/L	10.0	1.2	1		05/10/16 13:19	591-78-6	
Methylene chloride	ND	ug/L	1.0	0.15	1		05/10/16 13:19	75-09-2	
4-Methyl-2-pentanone (MIBK)	ND	ug/L	10.0	0.42	1		05/10/16 13:19	108-10-1	
Styrene	ND	ug/L	1.0	0.12	1		05/10/16 13:19	100-42-5	
1,1,2,2-Tetrachloroethane	ND	ug/L	1.0	0.15	1		05/10/16 13:19	79-34-5	
Tetrachloroethene	ND	ug/L	1.0	0.10	1		05/10/16 13:19	127-18-4	
Toluene	ND	ug/L	1.0	0.17	1		05/10/16 13:19	108-88-3	
1,1,1-Trichloroethane	ND	ug/L	1.0	0.11	1		05/10/16 13:19	71-55-6	
1,1,2-Trichloroethane	ND	ug/L	1.0	0.20	1		05/10/16 13:19	79-00-5	
Trichloroethene	**122**	ug/L	1.0	0.17	1		05/10/16 13:19	79-01-6	
Vinyl chloride	**0.44J**	ug/L	1.0	0.13	1		05/10/16 13:19	75-01-4	
Xylene (Total)	ND	ug/L	3.0	0.42	1		05/10/16 13:19	1330-20-7	
Surrogates									
4-Bromofluorobenzene (S)	98	%	77-130		1		05/10/16 13:19	460-00-4	
1,2-Dichloroethane-d4 (S)	96	%	81-127		1		05/10/16 13:19	17060-07-0	
Toluene-d8 (S)	97	%	80-120		1		05/10/16 13:19	2037-26-5	
Preservation pH	**1.0**		0.10	0.10	1		05/10/16 13:19		

REPORT OF LABORATORY ANALYSIS

This report shall not be reproduced, except in full,
without the written consent of Pace Analytical Services, Inc..

Pace Analytical Services, Inc.
9608 Loiret Blvd.
Lenexa, KS 66219
(913)599-5665

ANALYTICAL RESULTS

Project: FORT SMITH, AR
Pace Project No.: 60218387

Sample: IW-74-201605 **Lab ID: 60218387007** Collected: 05/04/16 13:10 Received: 05/05/16 05:06 Matrix: Water

Parameters	Results	Units	Report Limit	MDL	DF	Prepared	Analyzed	CAS No.	Qual
2320B Alkalinity	Analytical Method: SM 2320B								
Alkalinity,Bicarbonate (CaCO3)	**71.6**	mg/L	20.0	2.0	1		05/13/16 16:23		
Alkalinity, Carbonate (CaCO3)	ND	mg/L	20.0	2.0	1		05/13/16 16:23		
Alkalinity, Total as CaCO3	**71.6**	mg/L	20.0	2.0	1		05/13/16 16:23		
Iron, Ferric (Calculation)	Analytical Method: SM 3500-Fe B#4								
Iron, Ferric	**0.51**	mg/L	0.20		1		05/17/16 00:00	7439-89-6	
4500H+ pH, Electrometric	Analytical Method: SM 4500-H+B								
pH at 25 Degrees C	**5.7**	Std. Units	0.10	0.10	1		05/17/16 00:00		H6
4500S2D Sulfide, Total	Analytical Method: SM 4500-S-2 D								
Sulfide, Total	ND	mg/L	0.050	0.012	1		05/11/16 11:04	18496-25-8	
300.0 IC Anions 28 Days	Analytical Method: EPA 300.0								
Chloride	**257**	mg/L	20.0	10.0	20		05/10/16 17:01	16887-00-6	
Sulfate	**3.5**	mg/L	1.0	0.25	1		05/10/16 16:45	14808-79-8	
350.1 Ammonia	Analytical Method: EPA 350.1								
Nitrogen, Ammonia	ND	mg/L	0.10	0.046	1		05/09/16 18:49	7664-41-7	
353.2 Nitrogen, NO2/NO3 unpres	Analytical Method: EPA 353.2								
Nitrogen, Nitrate	**0.61**	mg/L	0.10	0.012	1		05/05/16 12:09		
Nitrogen, Nitrite	ND	mg/L	0.10	0.010	1		05/05/16 12:09		
Nitrogen, NO2 plus NO3	**0.61**	mg/L	0.10	0.012	1		05/05/16 12:09		
Total Carbon Dioxide Calc	Analytical Method: SM 4500-CO2 D								
Carbon Dioxide Calculation	**336**	mg/L	20.0	20.0	1		05/17/16 00:00		
5310C TOC	Analytical Method: SM 5310C								
Total Organic Carbon	**0.50J**	mg/L	1.0	0.054	1		05/11/16 13:11	7440-44-0	
SM4500P-E, Total Phosphorus	Analytical Method: SM 4500-P E Preparation Method: SM4500-P B								
Phosphate as P04	**0.21**	mg/L	0.030	0.010	1	05/13/16 07:15	05/13/16 12:55		

REPORT OF LABORATORY ANALYSIS

This report shall not be reproduced, except in full,
without the written consent of Pace Analytical Services, Inc..

Pace Analytical Services, Inc.
9608 Loiret Blvd.
Lenexa, KS 66219
(913)599-5665

ANALYTICAL RESULTS

Project: FORT SMITH, AR
Pace Project No.: 60218387

Sample: MW-187-201605 **Lab ID: 60218387008** Collected: 05/04/16 09:40 Received: 05/05/16 05:06 Matrix: Water

Parameters	Results	Units	Report Limit	MDL	DF	Prepared	Analyzed	CAS No.	Qual
Alcohol by Direct Inject GCFID	Analytical Method: EPA 8015 - Alcohol								
2-Chloroethanol	ND	ug/L	10000	1530	1		05/11/16 18:48	107-07-3	
6010 MET ICP	Analytical Method: EPA 6010 Preparation Method: EPA 3010								
Iron	**2840**	ug/L	50.0	8.8	1	05/05/16 15:40	05/06/16 12:55	7439-89-6	
Manganese	**209**	ug/L	5.0	0.25	1	05/05/16 15:40	05/06/16 12:55	7439-96-5	
8260 MSV	Analytical Method: EPA 5030B/8260								
Acetone	ND	ug/L	10.0	1.9	1		05/10/16 09:28	67-64-1	
Benzene	ND	ug/L	1.0	0.060	1		05/10/16 09:28	71-43-2	
Bromodichloromethane	ND	ug/L	1.0	0.19	1		05/10/16 09:28	75-27-4	
Bromoform	ND	ug/L	1.0	0.070	1		05/10/16 09:28	75-25-2	
Bromomethane	ND	ug/L	5.0	0.16	1		05/10/16 09:28	74-83-9	
2-Butanone (MEK)	ND	ug/L	10.0	0.59	1		05/10/16 09:28	78-93-3	
Carbon disulfide	ND	ug/L	5.0	0.12	1		05/10/16 09:28	75-15-0	
Carbon tetrachloride	ND	ug/L	1.0	0.18	1		05/10/16 09:28	56-23-5	
Chlorobenzene	ND	ug/L	1.0	0.21	1		05/10/16 09:28	108-90-7	
Chloroethane	ND	ug/L	1.0	0.15	1		05/10/16 09:28	75-00-3	
Chloroform	ND	ug/L	1.0	0.14	1		05/10/16 09:28	67-66-3	
Chloromethane	ND	ug/L	1.0	0.080	1		05/10/16 09:28	74-87-3	
Dibromochloromethane	ND	ug/L	1.0	0.21	1		05/10/16 09:28	124-48-1	
1,1-Dichloroethane	ND	ug/L	1.0	0.050	1		05/10/16 09:28	75-34-3	
1,2-Dichloroethane	ND	ug/L	1.0	0.12	1		05/10/16 09:28	107-06-2	
1,1-Dichloroethene	ND	ug/L	1.0	0.20	1		05/10/16 09:28	75-35-4	
cis-1,2-Dichloroethene	**0.59J**	ug/L	1.0	0.080	1		05/10/16 09:28	156-59-2	
trans-1,2-Dichloroethene	ND	ug/L	1.0	0.20	1		05/10/16 09:28	156-60-5	
1,2-Dichloropropane	ND	ug/L	1.0	0.16	1		05/10/16 09:28	78-87-5	
cis-1,3-Dichloropropene	ND	ug/L	1.0	0.14	1		05/10/16 09:28	10061-01-5	
trans-1,3-Dichloropropene	ND	ug/L	1.0	0.12	1		05/10/16 09:28	10061-02-6	
Ethylbenzene	ND	ug/L	1.0	0.18	1		05/10/16 09:28	100-41-4	
2-Hexanone	ND	ug/L	10.0	1.2	1		05/10/16 09:28	591-78-6	
Methylene chloride	ND	ug/L	1.0	0.15	1		05/10/16 09:28	75-09-2	
4-Methyl-2-pentanone (MIBK)	ND	ug/L	10.0	0.42	1		05/10/16 09:28	108-10-1	
Styrene	ND	ug/L	1.0	0.12	1		05/10/16 09:28	100-42-5	
1,1,2,2-Tetrachloroethane	ND	ug/L	1.0	0.15	1		05/10/16 09:28	79-34-5	
Tetrachloroethene	ND	ug/L	1.0	0.10	1		05/10/16 09:28	127-18-4	
Toluene	ND	ug/L	1.0	0.17	1		05/10/16 09:28	108-88-3	
1,1,1-Trichloroethane	ND	ug/L	1.0	0.11	1		05/10/16 09:28	71-55-6	
1,1,2-Trichloroethane	ND	ug/L	1.0	0.20	1		05/10/16 09:28	79-00-5	
Trichloroethene	**0.56J**	ug/L	1.0	0.17	1		05/10/16 09:28	79-01-6	
Vinyl chloride	ND	ug/L	1.0	0.13	1		05/10/16 09:28	75-01-4	
Xylene (Total)	ND	ug/L	3.0	0.42	1		05/10/16 09:28	1330-20-7	
Surrogates									
4-Bromofluorobenzene (S)	100	%	77-130		1		05/10/16 09:28	460-00-4	
1,2-Dichloroethane-d4 (S)	103	%	81-127		1		05/10/16 09:28	17060-07-0	
Toluene-d8 (S)	98	%	80-120		1		05/10/16 09:28	2037-26-5	
Preservation pH	**1.0**		0.10	0.10	1		05/10/16 09:28		

REPORT OF LABORATORY ANALYSIS

This report shall not be reproduced, except in full,
without the written consent of Pace Analytical Services, Inc..

Pace Analytical Services, Inc.
9608 Loiret Blvd.
Lenexa, KS 66219
(913)599-5665

ANALYTICAL RESULTS

Project: FORT SMITH, AR
Pace Project No.: 60218387

Sample: MW-187-201605 **Lab ID: 60218387008** Collected: 05/04/16 09:40 Received: 05/05/16 05:06 Matrix: Water

Parameters	Results	Units	Report Limit	MDL	DF	Prepared	Analyzed	CAS No.	Qual
2320B Alkalinity	Analytical Method: SM 2320B								
Alkalinity,Bicarbonate (CaCO3)	**105**	mg/L	20.0	2.0	1		05/13/16 16:23		
Alkalinity, Carbonate (CaCO3)	ND	mg/L	20.0	2.0	1		05/13/16 16:23		
Alkalinity, Total as CaCO3	**105**	mg/L	20.0	2.0	1		05/13/16 16:23		
Iron, Ferric (Calculation)	Analytical Method: SM 3500-Fe B#4								
Iron, Ferric	**2.8**	mg/L	0.20		1		05/17/16 00:00	7439-89-6	
4500H+ pH, Electrometric	Analytical Method: SM 4500-H+B								
pH at 25 Degrees C	**6.8**	Std. Units	0.10	0.10	1		05/17/16 00:00		H6
4500S2D Sulfide, Total	Analytical Method: SM 4500-S-2 D								
Sulfide, Total	ND	mg/L	0.050	0.012	1		05/11/16 11:12	18496-25-8	
300.0 IC Anions 28 Days	Analytical Method: EPA 300.0								
Chloride	**94.8**	mg/L	10.0	5.0	10		05/10/16 17:33	16887-00-6	
Sulfate	**28.9**	mg/L	2.0	0.50	2		05/10/16 17:17	14808-79-8	
350.1 Ammonia	Analytical Method: EPA 350.1								
Nitrogen, Ammonia	**2.2**	mg/L	0.10	0.046	1		05/09/16 18:51	7664-41-7	
353.2 Nitrogen, NO2/NO3 unpres	Analytical Method: EPA 353.2								
Nitrogen, Nitrate	**4.9**	mg/L	0.10	0.012	1		05/05/16 12:00		
Nitrogen, Nitrite	ND	mg/L	0.10	0.010	1		05/05/16 12:00		
Nitrogen, NO2 plus NO3	**4.9**	mg/L	0.10	0.012	1		05/05/16 12:00		
Total Carbon Dioxide Calc	Analytical Method: SM 4500-CO2 D								
Carbon Dioxide Calculation	**130**	mg/L	20.0	20.0	1		05/17/16 00:00		
5310C TOC	Analytical Method: SM 5310C								
Total Organic Carbon	**0.53J**	mg/L	1.0	0.054	1		05/11/16 15:57	7440-44-0	
SM4500P-E, Total Phosphorus	Analytical Method: SM 4500-P E Preparation Method: SM4500-P B								
Phosphate as P04	**0.20**	mg/L	0.030	0.010	1	05/13/16 07:15	05/13/16 12:55		

REPORT OF LABORATORY ANALYSIS

This report shall not be reproduced, except in full,
without the written consent of Pace Analytical Services, Inc..

Pace Analytical Services, Inc.
9608 Loiret Blvd.
Lenexa, KS 66219
(913)599-5665

ANALYTICAL RESULTS

Project: FORT SMITH, AR
Pace Project No.: 60218387

Sample: MW-189-201605 **Lab ID: 60218387009** Collected: 05/04/16 11:40 Received: 05/05/16 05:06 Matrix: Water

Parameters	Results	Units	Report Limit	MDL	DF	Prepared	Analyzed	CAS No.	Qual
Alcohol by Direct Inject GCFID	Analytical Method: EPA 8015 - Alcohol								
2-Chloroethanol	ND	ug/L	10000	1530	1		05/11/16 18:59	107-07-3	
6010 MET ICP	Analytical Method: EPA 6010 Preparation Method: EPA 3010								
Iron	**291**	ug/L	50.0	8.8	1	05/05/16 15:40	05/06/16 13:02	7439-89-6	
Manganese	**62.8**	ug/L	5.0	0.25	1	05/05/16 15:40	05/06/16 13:02	7439-96-5	
8260 MSV	Analytical Method: EPA 5030B/8260								
Acetone	ND	ug/L	10.0	1.9	1		05/10/16 09:43	67-64-1	
Benzene	ND	ug/L	1.0	0.060	1		05/10/16 09:43	71-43-2	
Bromodichloromethane	ND	ug/L	1.0	0.19	1		05/10/16 09:43	75-27-4	
Bromoform	ND	ug/L	1.0	0.070	1		05/10/16 09:43	75-25-2	
Bromomethane	ND	ug/L	5.0	0.16	1		05/10/16 09:43	74-83-9	
2-Butanone (MEK)	ND	ug/L	10.0	0.59	1		05/10/16 09:43	78-93-3	
Carbon disulfide	ND	ug/L	5.0	0.12	1		05/10/16 09:43	75-15-0	
Carbon tetrachloride	ND	ug/L	1.0	0.18	1		05/10/16 09:43	56-23-5	
Chlorobenzene	ND	ug/L	1.0	0.21	1		05/10/16 09:43	108-90-7	
Chloroethane	ND	ug/L	1.0	0.15	1		05/10/16 09:43	75-00-3	
Chloroform	ND	ug/L	1.0	0.14	1		05/10/16 09:43	67-66-3	
Chloromethane	ND	ug/L	1.0	0.080	1		05/10/16 09:43	74-87-3	
Dibromochloromethane	ND	ug/L	1.0	0.21	1		05/10/16 09:43	124-48-1	
1,1-Dichloroethane	**0.31J**	ug/L	1.0	0.050	1		05/10/16 09:43	75-34-3	
1,2-Dichloroethane	ND	ug/L	1.0	0.12	1		05/10/16 09:43	107-06-2	
1,1-Dichloroethene	**1.1**	ug/L	1.0	0.20	1		05/10/16 09:43	75-35-4	
cis-1,2-Dichloroethene	**6.1**	ug/L	1.0	0.080	1		05/10/16 09:43	156-59-2	
trans-1,2-Dichloroethene	ND	ug/L	1.0	0.20	1		05/10/16 09:43	156-60-5	
1,2-Dichloropropane	ND	ug/L	1.0	0.16	1		05/10/16 09:43	78-87-5	
cis-1,3-Dichloropropene	ND	ug/L	1.0	0.14	1		05/10/16 09:43	10061-01-5	
trans-1,3-Dichloropropene	ND	ug/L	1.0	0.12	1		05/10/16 09:43	10061-02-6	
Ethylbenzene	ND	ug/L	1.0	0.18	1		05/10/16 09:43	100-41-4	
2-Hexanone	ND	ug/L	10.0	1.2	1		05/10/16 09:43	591-78-6	
Methylene chloride	ND	ug/L	1.0	0.15	1		05/10/16 09:43	75-09-2	
4-Methyl-2-pentanone (MIBK)	ND	ug/L	10.0	0.42	1		05/10/16 09:43	108-10-1	
Styrene	ND	ug/L	1.0	0.12	1		05/10/16 09:43	100-42-5	
1,1,2,2-Tetrachloroethane	ND	ug/L	1.0	0.15	1		05/10/16 09:43	79-34-5	
Tetrachloroethene	ND	ug/L	1.0	0.10	1		05/10/16 09:43	127-18-4	
Toluene	ND	ug/L	1.0	0.17	1		05/10/16 09:43	108-88-3	
1,1,1-Trichloroethane	ND	ug/L	1.0	0.11	1		05/10/16 09:43	71-55-6	
1,1,2-Trichloroethane	ND	ug/L	1.0	0.20	1		05/10/16 09:43	79-00-5	
Trichloroethene	**5.5**	ug/L	1.0	0.17	1		05/10/16 09:43	79-01-6	
Vinyl chloride	**0.19J**	ug/L	1.0	0.13	1		05/10/16 09:43	75-01-4	
Xylene (Total)	ND	ug/L	3.0	0.42	1		05/10/16 09:43	1330-20-7	
Surrogates									
4-Bromofluorobenzene (S)	100	%	77-130		1		05/10/16 09:43	460-00-4	
1,2-Dichloroethane-d4 (S)	103	%	81-127		1		05/10/16 09:43	17060-07-0	
Toluene-d8 (S)	96	%	80-120		1		05/10/16 09:43	2037-26-5	
Preservation pH	**1.0**		0.10	0.10	1		05/10/16 09:43		

REPORT OF LABORATORY ANALYSIS

This report shall not be reproduced, except in full,
without the written consent of Pace Analytical Services, Inc..

Pace Analytical Services, Inc.
9608 Loiret Blvd.
Lenexa, KS 66219
(913)599-5665

ANALYTICAL RESULTS

Project: FORT SMITH, AR
Pace Project No.: 60218387

Sample: MW-189-201605 **Lab ID: 60218387009** Collected: 05/04/16 11:40 Received: 05/05/16 05:06 Matrix: Water

Parameters	Results	Units	Report Limit	MDL	DF	Prepared	Analyzed	CAS No.	Qual
2320B Alkalinity	Analytical Method: SM 2320B								
Alkalinity,Bicarbonate (CaCO3)	**68.5**	mg/L	20.0	2.0	1		05/13/16 16:23		
Alkalinity, Carbonate (CaCO3)	ND	mg/L	20.0	2.0	1		05/13/16 16:23		
Alkalinity, Total as CaCO3	**68.5**	mg/L	20.0	2.0	1		05/13/16 16:23		
Iron, Ferric (Calculation)	Analytical Method: SM 3500-Fe B#4								
Iron, Ferric	**0.29**	mg/L	0.20		1		05/17/16 00:00	7439-89-6	
4500H+ pH, Electrometric	Analytical Method: SM 4500-H+B								
pH at 25 Degrees C	**6.2**	Std. Units	0.10	0.10	1		05/17/16 00:00		H6
4500S2D Sulfide, Total	Analytical Method: SM 4500-S-2 D								
Sulfide, Total	ND	mg/L	0.050	0.012	1		05/11/16 11:12	18496-25-8	
300.0 IC Anions 28 Days	Analytical Method: EPA 300.0								
Chloride	**61.5**	mg/L	5.0	2.5	5		05/10/16 18:04	16887-00-6	
Sulfate	**10**	mg/L	1.0	0.25	1		05/10/16 17:49	14808-79-8	
350.1 Ammonia	Analytical Method: EPA 350.1								
Nitrogen, Ammonia	**1.0**	mg/L	0.10	0.046	1		05/09/16 18:55	7664-41-7	
353.2 Nitrogen, NO2/NO3 unpres	Analytical Method: EPA 353.2								
Nitrogen, Nitrate	**3.6**	mg/L	0.10	0.012	1		05/05/16 12:07		
Nitrogen, Nitrite	ND	mg/L	0.10	0.010	1		05/05/16 12:07		
Nitrogen, NO2 plus NO3	**3.6**	mg/L	0.10	0.012	1		05/05/16 12:07		
Total Carbon Dioxide Calc	Analytical Method: SM 4500-CO2 D								
Carbon Dioxide Calculation	**151**	mg/L	20.0	20.0	1		05/17/16 00:00		
5310C TOC	Analytical Method: SM 5310C								
Total Organic Carbon	**0.51J**	mg/L	1.0	0.054	1		05/11/16 13:36	7440-44-0	
SM4500P-E, Total Phosphorus	Analytical Method: SM 4500-P E Preparation Method: SM4500-P B								
Phosphate as P04	**0.095**	mg/L	0.030	0.010	1	05/13/16 07:15	05/13/16 12:55		

REPORT OF LABORATORY ANALYSIS

This report shall not be reproduced, except in full,
without the written consent of Pace Analytical Services, Inc..

Pace Analytical Services, Inc.
9608 Loiret Blvd.
Lenexa, KS 66219
(913)599-5665

ANALYTICAL RESULTS

Project: FORT SMITH, AR
Pace Project No.: 60218387

Sample: MW-83-201605 **Lab ID: 60218387010** Collected: 05/04/16 10:26 Received: 05/05/16 05:06 Matrix: Water

Parameters	Results	Units	Report Limit	MDL	DF	Prepared	Analyzed	CAS No.	Qual
Alcohol by Direct Inject GCFID	Analytical Method: EPA 8015 - Alcohol								
2-Chloroethanol	ND	ug/L	10000	1530	1		05/11/16 19:10	107-07-3	
6010 MET ICP	Analytical Method: EPA 6010 Preparation Method: EPA 3010								
Iron	**154**	ug/L	50.0	8.8	1	05/05/16 15:40	05/06/16 13:04	7439-89-6	
Manganese	**6.4**	ug/L	5.0	0.25	1	05/05/16 15:40	05/06/16 13:04	7439-96-5	
8260 MSV	Analytical Method: EPA 5030B/8260								
Acetone	**26.9**	ug/L	10.0	1.9	1		05/10/16 09:57	67-64-1	
Benzene	ND	ug/L	1.0	0.060	1		05/10/16 09:57	71-43-2	
Bromodichloromethane	ND	ug/L	1.0	0.19	1		05/10/16 09:57	75-27-4	
Bromoform	**9.2**	ug/L	1.0	0.070	1		05/10/16 09:57	75-25-2	
Bromomethane	**1.6J**	ug/L	5.0	0.16	1		05/10/16 09:57	74-83-9	
2-Butanone (MEK)	ND	ug/L	10.0	0.59	1		05/10/16 09:57	78-93-3	
Carbon disulfide	ND	ug/L	5.0	0.12	1		05/10/16 09:57	75-15-0	
Carbon tetrachloride	ND	ug/L	1.0	0.18	1		05/10/16 09:57	56-23-5	
Chlorobenzene	ND	ug/L	1.0	0.21	1		05/10/16 09:57	108-90-7	
Chloroethane	ND	ug/L	1.0	0.15	1		05/10/16 09:57	75-00-3	
Chloroform	ND	ug/L	1.0	0.14	1		05/10/16 09:57	67-66-3	
Chloromethane	**2.3**	ug/L	1.0	0.080	1		05/10/16 09:57	74-87-3	
Dibromochloromethane	**0.44J**	ug/L	1.0	0.21	1		05/10/16 09:57	124-48-1	
1,1-Dichloroethane	ND	ug/L	1.0	0.050	1		05/10/16 09:57	75-34-3	
1,2-Dichloroethane	ND	ug/L	1.0	0.12	1		05/10/16 09:57	107-06-2	
1,1-Dichloroethene	ND	ug/L	1.0	0.20	1		05/10/16 09:57	75-35-4	
cis-1,2-Dichloroethene	ND	ug/L	1.0	0.080	1		05/10/16 09:57	156-59-2	
trans-1,2-Dichloroethene	ND	ug/L	1.0	0.20	1		05/10/16 09:57	156-60-5	
1,2-Dichloropropane	ND	ug/L	1.0	0.16	1		05/10/16 09:57	78-87-5	
cis-1,3-Dichloropropene	ND	ug/L	1.0	0.14	1		05/10/16 09:57	10061-01-5	
trans-1,3-Dichloropropene	ND	ug/L	1.0	0.12	1		05/10/16 09:57	10061-02-6	
Ethylbenzene	ND	ug/L	1.0	0.18	1		05/10/16 09:57	100-41-4	
2-Hexanone	ND	ug/L	10.0	1.2	1		05/10/16 09:57	591-78-6	
Methylene chloride	ND	ug/L	1.0	0.15	1		05/10/16 09:57	75-09-2	
4-Methyl-2-pentanone (MIBK)	ND	ug/L	10.0	0.42	1		05/10/16 09:57	108-10-1	
Styrene	ND	ug/L	1.0	0.12	1		05/10/16 09:57	100-42-5	
1,1,2,2-Tetrachloroethane	ND	ug/L	1.0	0.15	1		05/10/16 09:57	79-34-5	
Tetrachloroethene	ND	ug/L	1.0	0.10	1		05/10/16 09:57	127-18-4	
Toluene	ND	ug/L	1.0	0.17	1		05/10/16 09:57	108-88-3	
1,1,1-Trichloroethane	ND	ug/L	1.0	0.11	1		05/10/16 09:57	71-55-6	
1,1,2-Trichloroethane	ND	ug/L	1.0	0.20	1		05/10/16 09:57	79-00-5	
Trichloroethene	**3.3**	ug/L	1.0	0.17	1		05/10/16 09:57	79-01-6	
Vinyl chloride	ND	ug/L	1.0	0.13	1		05/10/16 09:57	75-01-4	
Xylene (Total)	ND	ug/L	3.0	0.42	1		05/10/16 09:57	1330-20-7	
Surrogates									
4-Bromofluorobenzene (S)	99	%	77-130		1		05/10/16 09:57	460-00-4	
1,2-Dichloroethane-d4 (S)	98	%	81-127		1		05/10/16 09:57	17060-07-0	
Toluene-d8 (S)	98	%	80-120		1		05/10/16 09:57	2037-26-5	
Preservation pH	**1.0**		0.10	0.10	1		05/10/16 09:57		

REPORT OF LABORATORY ANALYSIS

This report shall not be reproduced, except in full,
without the written consent of Pace Analytical Services, Inc..

Pace Analytical Services, Inc.
9608 Loiret Blvd.
Lenexa, KS 66219
(913)599-5665

ANALYTICAL RESULTS

Project: FORT SMITH, AR
Pace Project No.: 60218387

Sample: MW-83-201605 **Lab ID: 60218387010** Collected: 05/04/16 10:26 Received: 05/05/16 05:06 Matrix: Water

Parameters	Results	Units	Report Limit	MDL	DF	Prepared	Analyzed	CAS No.	Qual
2320B Alkalinity	Analytical Method: SM 2320B								
Alkalinity,Bicarbonate (CaCO3)	**166**	mg/L	20.0	2.0	1		05/16/16 09:24		
Alkalinity, Carbonate (CaCO3)	ND	mg/L	20.0	2.0	1		05/16/16 09:24		
Alkalinity, Total as CaCO3	**166**	mg/L	20.0	2.0	1		05/16/16 09:24		
Iron, Ferric (Calculation)	Analytical Method: SM 3500-Fe B#4								
Iron, Ferric	ND	mg/L	0.20		1		05/17/16 00:00	7439-89-6	
4500H+ pH, Electrometric	Analytical Method: SM 4500-H+B								
pH at 25 Degrees C	**7.1**	Std. Units	0.10	0.10	1		05/17/16 00:00		H6
4500S2D Sulfide, Total	Analytical Method: SM 4500-S-2 D								
Sulfide, Total	ND	mg/L	0.050	0.012	1		05/11/16 11:13	18496-25-8	
300.0 IC Anions 28 Days	Analytical Method: EPA 300.0								
Chloride	**225**	mg/L	20.0	10.0	20		05/10/16 18:20	16887-00-6	
Sulfate	**1600**	mg/L	200	49.5	200		05/10/16 18:36	14808-79-8	
350.1 Ammonia	Analytical Method: EPA 350.1								
Nitrogen, Ammonia	**0.084J**	mg/L	0.10	0.046	1		05/09/16 18:57	7664-41-7	
353.2 Nitrogen, NO2/NO3 unpres	Analytical Method: EPA 353.2								
Nitrogen, Nitrate	**2.2**	mg/L	0.10	0.012	1		05/05/16 12:04		
Nitrogen, Nitrite	ND	mg/L	0.10	0.010	1		05/05/16 12:04		
Nitrogen, NO2 plus NO3	**2.2**	mg/L	0.10	0.012	1		05/05/16 12:04		
Total Carbon Dioxide Calc	Analytical Method: SM 4500-CO2 D								
Carbon Dioxide Calculation	**175**	mg/L	20.0	20.0	1		05/17/16 00:00		
5310C TOC	Analytical Method: SM 5310C								
Total Organic Carbon	**0.32J**	mg/L	1.0	0.054	1		05/11/16 13:49	7440-44-0	
SM4500P-E, Total Phosphorus	Analytical Method: SM 4500-P E Preparation Method: SM4500-P B								
Phosphate as P04	**0.51**	mg/L	0.030	0.010	1	05/16/16 07:17	05/16/16 12:35		

REPORT OF LABORATORY ANALYSIS

This report shall not be reproduced, except in full,
without the written consent of Pace Analytical Services, Inc..

Pace Analytical Services, Inc.
9608 Loiret Blvd.
Lenexa, KS 66219
(913)599-5665

ANALYTICAL RESULTS

Project: FORT SMITH, AR
Pace Project No.: 60218387

Sample: MW-92-201605 **Lab ID: 60218387011** Collected: 05/04/16 16:20 Received: 05/05/16 05:06 Matrix: Water

Parameters	Results	Units	Report Limit	MDL	DF	Prepared	Analyzed	CAS No.	Qual
Alcohol by Direct Inject GCFID	Analytical Method: EPA 8015 - Alcohol								
2-Chloroethanol	ND	ug/L	10000	1530	1		05/11/16 19:21	107-07-3	
6010 MET ICP	Analytical Method: EPA 6010 Preparation Method: EPA 3010								
Iron	**408**	ug/L	50.0	8.8	1	05/05/16 15:40	05/06/16 13:06	7439-89-6	
Manganese	**101**	ug/L	5.0	0.25	1	05/05/16 15:40	05/06/16 13:06	7439-96-5	
8260 MSV	Analytical Method: EPA 5030B/8260								
Acetone	**3.1J**	ug/L	10.0	1.9	1		05/06/16 13:06	67-64-1	
Benzene	**0.18J**	ug/L	1.0	0.060	1		05/06/16 13:06	71-43-2	
Bromodichloromethane	**0.35J**	ug/L	1.0	0.19	1		05/06/16 13:06	75-27-4	
Bromoform	**3.5**	ug/L	1.0	0.070	1		05/06/16 13:06	75-25-2	
Bromomethane	**2.1J**	ug/L	5.0	0.16	1		05/06/16 13:06	74-83-9	
2-Butanone (MEK)	ND	ug/L	10.0	0.59	1		05/06/16 13:06	78-93-3	
Carbon disulfide	**0.16J**	ug/L	5.0	0.12	1		05/06/16 13:06	75-15-0	
Carbon tetrachloride	ND	ug/L	1.0	0.18	1		05/06/16 13:06	56-23-5	
Chlorobenzene	ND	ug/L	1.0	0.21	1		05/06/16 13:06	108-90-7	
Chloroethane	ND	ug/L	1.0	0.15	1		05/06/16 13:06	75-00-3	
Chloroform	**1.8**	ug/L	1.0	0.14	1		05/06/16 13:06	67-66-3	
Chloromethane	**9.7**	ug/L	1.0	0.080	1		05/06/16 13:06	74-87-3	
Dibromochloromethane	**0.34J**	ug/L	1.0	0.21	1		05/06/16 13:06	124-48-1	
1,1-Dichloroethane	**0.23J**	ug/L	1.0	0.050	1		05/06/16 13:06	75-34-3	
1,2-Dichloroethane	ND	ug/L	1.0	0.12	1		05/06/16 13:06	107-06-2	
1,1-Dichloroethene	**0.28J**	ug/L	1.0	0.20	1		05/06/16 13:06	75-35-4	
cis-1,2-Dichloroethene	**25.5**	ug/L	1.0	0.080	1		05/06/16 13:06	156-59-2	
trans-1,2-Dichloroethene	**4.2**	ug/L	1.0	0.20	1		05/06/16 13:06	156-60-5	
1,2-Dichloropropane	ND	ug/L	1.0	0.16	1		05/06/16 13:06	78-87-5	
cis-1,3-Dichloropropene	ND	ug/L	1.0	0.14	1		05/06/16 13:06	10061-01-5	
trans-1,3-Dichloropropene	ND	ug/L	1.0	0.12	1		05/06/16 13:06	10061-02-6	
Ethylbenzene	ND	ug/L	1.0	0.18	1		05/06/16 13:06	100-41-4	
2-Hexanone	ND	ug/L	10.0	1.2	1		05/06/16 13:06	591-78-6	
Methylene chloride	**1.1**	ug/L	1.0	0.15	1		05/06/16 13:06	75-09-2	
4-Methyl-2-pentanone (MIBK)	ND	ug/L	10.0	0.42	1		05/06/16 13:06	108-10-1	
Styrene	ND	ug/L	1.0	0.12	1		05/06/16 13:06	100-42-5	
1,1,2,2-Tetrachloroethane	ND	ug/L	1.0	0.15	1		05/06/16 13:06	79-34-5	
Tetrachloroethene	**1.3**	ug/L	1.0	0.10	1		05/06/16 13:06	127-18-4	
Toluene	ND	ug/L	1.0	0.17	1		05/06/16 13:06	108-88-3	
1,1,1-Trichloroethane	**4.9**	ug/L	1.0	0.11	1		05/06/16 13:06	71-55-6	
1,1,2-Trichloroethane	ND	ug/L	1.0	0.20	1		05/06/16 13:06	79-00-5	
Trichloroethene	**2210**	ug/L	20.0	3.4	20		05/06/16 13:21	79-01-6	
Vinyl chloride	**1.8**	ug/L	1.0	0.13	1		05/06/16 13:06	75-01-4	
Xylene (Total)	ND	ug/L	3.0	0.42	1		05/06/16 13:06	1330-20-7	
Surrogates									
4-Bromofluorobenzene (S)	100	%	77-130		1		05/06/16 13:06	460-00-4	
1,2-Dichloroethane-d4 (S)	101	%	81-127		1		05/06/16 13:06	17060-07-0	
Toluene-d8 (S)	98	%	80-120		1		05/06/16 13:06	2037-26-5	
Preservation pH	**4.0**		0.10	0.10	1		05/06/16 13:06		

REPORT OF LABORATORY ANALYSIS

This report shall not be reproduced, except in full,
without the written consent of Pace Analytical Services, Inc..

Pace Analytical Services, Inc.
9608 Loiret Blvd.
Lenexa, KS 66219
(913)599-5665

ANALYTICAL RESULTS

Project: FORT SMITH, AR
Pace Project No.: 60218387

Sample: MW-92-201605 **Lab ID: 60218387011** Collected: 05/04/16 16:20 Received: 05/05/16 05:06 Matrix: Water

Parameters	Results	Units	Report Limit	MDL	DF	Prepared	Analyzed	CAS No.	Qual
2320B Alkalinity	Analytical Method: SM 2320B								
Alkalinity,Bicarbonate (CaCO3)	**113**	mg/L	20.0	2.0	1		05/16/16 09:24		
Alkalinity, Carbonate (CaCO3)	ND	mg/L	20.0	2.0	1		05/16/16 09:24		
Alkalinity, Total as CaCO3	**113**	mg/L	20.0	2.0	1		05/16/16 09:24		
Iron, Ferric (Calculation)	Analytical Method: SM 3500-Fe B#4								
Iron, Ferric	**0.34**	mg/L	0.20		1		05/17/16 00:00	7439-89-6	
4500H+ pH, Electrometric	Analytical Method: SM 4500-H+B								
pH at 25 Degrees C	**6.1**	Std. Units	0.10	0.10	1		05/17/16 00:00		H6
4500S2D Sulfide, Total	Analytical Method: SM 4500-S-2 D								
Sulfide, Total	ND	mg/L	0.050	0.012	1		05/11/16 11:13	18496-25-8	
300.0 IC Anions 28 Days	Analytical Method: EPA 300.0								
Chloride	**498**	mg/L	50.0	25.0	50		05/10/16 18:52	16887-00-6	
Sulfate	**771**	mg/L	50.0	12.4	50		05/10/16 18:52	14808-79-8	
350.1 Ammonia	Analytical Method: EPA 350.1								
Nitrogen, Ammonia	**0.14**	mg/L	0.10	0.046	1		05/09/16 18:58	7664-41-7	
353.2 Nitrogen, NO2/NO3 unpres	Analytical Method: EPA 353.2								
Nitrogen, Nitrate	**1.1**	mg/L	0.10	0.012	1		05/05/16 12:17		
Nitrogen, Nitrite	ND	mg/L	0.10	0.010	1		05/05/16 12:17		
Nitrogen, NO2 plus NO3	**1.1**	mg/L	0.10	0.012	1		05/05/16 12:17		
Total Carbon Dioxide Calc	Analytical Method: SM 4500-CO2 D								
Carbon Dioxide Calculation	**263**	mg/L	20.0	20.0	1		05/17/16 00:00		
5310C TOC	Analytical Method: SM 5310C								
Total Organic Carbon	**0.33J**	mg/L	1.0	0.054	1		05/11/16 15:18	7440-44-0	
SM4500P-E, Total Phosphorus	Analytical Method: SM 4500-P E Preparation Method: SM4500-P B								
Phosphate as P04	**0.13**	mg/L	0.030	0.010	1	05/16/16 07:17	05/16/16 12:36		

REPORT OF LABORATORY ANALYSIS

This report shall not be reproduced, except in full,
without the written consent of Pace Analytical Services, Inc..

Pace Analytical Services, Inc.
9608 Loiret Blvd.
Lenexa, KS 66219
(913)599-5665

ANALYTICAL RESULTS

Project: FORT SMITH, AR
Pace Project No.: 60218387

Sample: MW-58R-201605 **Lab ID: 60218387012** Collected: 05/04/16 13:15 Received: 05/05/16 05:06 Matrix: Water

Parameters	Results	Units	Report Limit	MDL	DF	Prepared	Analyzed	CAS No.	Qual
Alcohol by Direct Inject GCFID	Analytical Method: EPA 8015 - Alcohol								
2-Chloroethanol	ND	ug/L	10000	1530	1		05/11/16 19:32	107-07-3	
6010 MET ICP	Analytical Method: EPA 6010 Preparation Method: EPA 3010								
Iron	**12000**	ug/L	50.0	8.8	1	05/05/16 15:40	05/06/16 13:09	7439-89-6	
Manganese	**1280**	ug/L	5.0	0.25	1	05/05/16 15:40	05/06/16 13:09	7439-96-5	
8260 MSV	Analytical Method: EPA 5030B/8260								
Acetone	ND	ug/L	10.0	1.9	1		05/10/16 13:33	67-64-1	
Benzene	ND	ug/L	1.0	0.060	1		05/10/16 13:33	71-43-2	
Bromodichloromethane	ND	ug/L	1.0	0.19	1		05/10/16 13:33	75-27-4	
Bromoform	ND	ug/L	1.0	0.070	1		05/10/16 13:33	75-25-2	
Bromomethane	ND	ug/L	5.0	0.16	1		05/10/16 13:33	74-83-9	
2-Butanone (MEK)	ND	ug/L	10.0	0.59	1		05/10/16 13:33	78-93-3	
Carbon disulfide	ND	ug/L	5.0	0.12	1		05/10/16 13:33	75-15-0	
Carbon tetrachloride	ND	ug/L	1.0	0.18	1		05/10/16 13:33	56-23-5	
Chlorobenzene	ND	ug/L	1.0	0.21	1		05/10/16 13:33	108-90-7	
Chloroethane	ND	ug/L	1.0	0.15	1		05/10/16 13:33	75-00-3	
Chloroform	ND	ug/L	1.0	0.14	1		05/10/16 13:33	67-66-3	
Chloromethane	ND	ug/L	1.0	0.080	1		05/10/16 13:33	74-87-3	
Dibromochloromethane	ND	ug/L	1.0	0.21	1		05/10/16 13:33	124-48-1	
1,1-Dichloroethane	ND	ug/L	1.0	0.050	1		05/10/16 13:33	75-34-3	
1,2-Dichloroethane	ND	ug/L	1.0	0.12	1		05/10/16 13:33	107-06-2	
1,1-Dichloroethene	**1.9**	ug/L	1.0	0.20	1		05/10/16 13:33	75-35-4	
cis-1,2-Dichloroethene	**29.7**	ug/L	1.0	0.080	1		05/10/16 13:33	156-59-2	
trans-1,2-Dichloroethene	**0.27J**	ug/L	1.0	0.20	1		05/10/16 13:33	156-60-5	
1,2-Dichloropropane	ND	ug/L	1.0	0.16	1		05/10/16 13:33	78-87-5	
cis-1,3-Dichloropropene	ND	ug/L	1.0	0.14	1		05/10/16 13:33	10061-01-5	
trans-1,3-Dichloropropene	ND	ug/L	1.0	0.12	1		05/10/16 13:33	10061-02-6	
Ethylbenzene	ND	ug/L	1.0	0.18	1		05/10/16 13:33	100-41-4	
2-Hexanone	ND	ug/L	10.0	1.2	1		05/10/16 13:33	591-78-6	
Methylene chloride	ND	ug/L	1.0	0.15	1		05/10/16 13:33	75-09-2	
4-Methyl-2-pentanone (MIBK)	ND	ug/L	10.0	0.42	1		05/10/16 13:33	108-10-1	
Styrene	ND	ug/L	1.0	0.12	1		05/10/16 13:33	100-42-5	
1,1,2,2-Tetrachloroethane	ND	ug/L	1.0	0.15	1		05/10/16 13:33	79-34-5	
Tetrachloroethene	ND	ug/L	1.0	0.10	1		05/10/16 13:33	127-18-4	
Toluene	ND	ug/L	1.0	0.17	1		05/10/16 13:33	108-88-3	
1,1,1-Trichloroethane	ND	ug/L	1.0	0.11	1		05/10/16 13:33	71-55-6	
1,1,2-Trichloroethane	ND	ug/L	1.0	0.20	1		05/10/16 13:33	79-00-5	
Trichloroethene	**352**	ug/L	5.0	0.85	5		05/10/16 13:48	79-01-6	
Vinyl chloride	**0.81J**	ug/L	1.0	0.13	1		05/10/16 13:33	75-01-4	
Xylene (Total)	ND	ug/L	3.0	0.42	1		05/10/16 13:33	1330-20-7	
Surrogates									
4-Bromofluorobenzene (S)	97	%	77-130		1		05/10/16 13:33	460-00-4	
1,2-Dichloroethane-d4 (S)	99	%	81-127		1		05/10/16 13:33	17060-07-0	
Toluene-d8 (S)	98	%	80-120		1		05/10/16 13:33	2037-26-5	
Preservation pH	**1.0**		0.10	0.10	1		05/10/16 13:33		

REPORT OF LABORATORY ANALYSIS

This report shall not be reproduced, except in full,
without the written consent of Pace Analytical Services, Inc..

Pace Analytical Services, Inc.
9608 Loiret Blvd.
Lenexa, KS 66219
(913)599-5665

ANALYTICAL RESULTS

Project: FORT SMITH, AR
Pace Project No.: 60218387

Sample: MW-58R-201605 **Lab ID: 60218387012** Collected: 05/04/16 13:15 Received: 05/05/16 05:06 Matrix: Water

Parameters	Results	Units	Report Limit	MDL	DF	Prepared	Analyzed	CAS No.	Qual
2320B Alkalinity	Analytical Method: SM 2320B								
Alkalinity,Bicarbonate (CaCO3)	**29.8**	mg/L	20.0	2.0	1		05/16/16 09:24		
Alkalinity, Carbonate (CaCO3)	ND	mg/L	20.0	2.0	1		05/16/16 09:24		
Alkalinity, Total as CaCO3	**29.8**	mg/L	20.0	2.0	1		05/16/16 09:24		
Iron, Ferric (Calculation)	Analytical Method: SM 3500-Fe B#4								
Iron, Ferric	**8.7**	mg/L	0.20		1		05/17/16 00:00	7439-89-6	
4500H+ pH, Electrometric	Analytical Method: SM 4500-H+B								
pH at 25 Degrees C	**5.5**	Std. Units	0.10	0.10	1		05/17/16 00:00		H6
4500S2D Sulfide, Total	Analytical Method: SM 4500-S-2 D								
Sulfide, Total	ND	mg/L	0.050	0.012	1		05/11/16 11:14	18496-25-8	
300.0 IC Anions 28 Days	Analytical Method: EPA 300.0								
Chloride	**244**	mg/L	20.0	10.0	20		05/10/16 20:12	16887-00-6	
Sulfate	**0.92J**	mg/L	1.0	0.25	1		05/10/16 19:56	14808-79-8	
350.1 Ammonia	Analytical Method: EPA 350.1								
Nitrogen, Ammonia	**0.054J**	mg/L	0.10	0.046	1		05/09/16 18:59	7664-41-7	
353.2 Nitrogen, NO2/NO3 unpres	Analytical Method: EPA 353.2								
Nitrogen, Nitrate	ND	mg/L	0.10	0.012	1		05/05/16 12:10		
Nitrogen, Nitrite	ND	mg/L	0.10	0.010	1		05/05/16 12:10		
Nitrogen, NO2 plus NO3	ND	mg/L	0.10	0.012	1		05/05/16 12:10		
Total Carbon Dioxide Calc	Analytical Method: SM 4500-CO2 D								
Carbon Dioxide Calculation	**219**	mg/L	20.0	20.0	1		05/17/16 00:00		
5310C TOC	Analytical Method: SM 5310C								
Total Organic Carbon	**0.19J**	mg/L	1.0	0.054	1		05/11/16 16:10	7440-44-0	
SM4500P-E, Total Phosphorus	Analytical Method: SM 4500-P E Preparation Method: SM4500-P B								
Phosphate as P04	**0.18**	mg/L	0.030	0.010	1	05/16/16 07:17	05/16/16 12:36		

REPORT OF LABORATORY ANALYSIS

This report shall not be reproduced, except in full,
without the written consent of Pace Analytical Services, Inc..

Pace Analytical Services, Inc.
9608 Loiret Blvd.
Lenexa, KS 66219
(913)599-5665

ANALYTICAL RESULTS

Project: FORT SMITH, AR
Pace Project No.: 60218387

Sample: MW-183-201605 **Lab ID: 60218387013** Collected: 05/04/16 08:45 Received: 05/05/16 05:06 Matrix: Water

Parameters	Results	Units	Report Limit	MDL	DF	Prepared	Analyzed	CAS No.	Qual
Alcohol by Direct Inject GCFID	Analytical Method: EPA 8015 - Alcohol								
2-Chloroethanol	ND	ug/L	10000	1530	1		05/11/16 19:44	107-07-3	
6010 MET ICP	Analytical Method: EPA 6010 Preparation Method: EPA 3010								
Iron	**225**	ug/L	50.0	8.8	1	05/05/16 15:40	05/06/16 13:11	7439-89-6	
Manganese	**35.4**	ug/L	5.0	0.25	1	05/05/16 15:40	05/06/16 13:11	7439-96-5	
8260 MSV	Analytical Method: EPA 5030B/8260								
Acetone	ND	ug/L	10.0	1.9	1		05/10/16 21:12	67-64-1	
Benzene	ND	ug/L	1.0	0.060	1		05/10/16 21:12	71-43-2	
Bromodichloromethane	ND	ug/L	1.0	0.19	1		05/10/16 21:12	75-27-4	
Bromoform	ND	ug/L	1.0	0.070	1		05/10/16 21:12	75-25-2	
Bromomethane	ND	ug/L	5.0	0.16	1		05/10/16 21:12	74-83-9	
2-Butanone (MEK)	ND	ug/L	10.0	0.59	1		05/10/16 21:12	78-93-3	
Carbon disulfide	ND	ug/L	5.0	0.12	1		05/10/16 21:12	75-15-0	
Carbon tetrachloride	ND	ug/L	1.0	0.18	1		05/10/16 21:12	56-23-5	
Chlorobenzene	ND	ug/L	1.0	0.21	1		05/10/16 21:12	108-90-7	
Chloroethane	ND	ug/L	1.0	0.15	1		05/10/16 21:12	75-00-3	
Chloroform	ND	ug/L	1.0	0.14	1		05/10/16 21:12	67-66-3	
Chloromethane	ND	ug/L	1.0	0.080	1		05/10/16 21:12	74-87-3	
Dibromochloromethane	ND	ug/L	1.0	0.21	1		05/10/16 21:12	124-48-1	
1,1-Dichloroethane	ND	ug/L	1.0	0.050	1		05/10/16 21:12	75-34-3	
1,2-Dichloroethane	ND	ug/L	1.0	0.12	1		05/10/16 21:12	107-06-2	
1,1-Dichloroethene	ND	ug/L	1.0	0.20	1		05/10/16 21:12	75-35-4	
cis-1,2-Dichloroethene	**0.34J**	ug/L	1.0	0.080	1		05/10/16 21:12	156-59-2	
trans-1,2-Dichloroethene	ND	ug/L	1.0	0.20	1		05/10/16 21:12	156-60-5	
1,2-Dichloropropane	ND	ug/L	1.0	0.16	1		05/10/16 21:12	78-87-5	
cis-1,3-Dichloropropene	ND	ug/L	1.0	0.14	1		05/10/16 21:12	10061-01-5	
trans-1,3-Dichloropropene	ND	ug/L	1.0	0.12	1		05/10/16 21:12	10061-02-6	
Ethylbenzene	ND	ug/L	1.0	0.18	1		05/10/16 21:12	100-41-4	
2-Hexanone	ND	ug/L	10.0	1.2	1		05/10/16 21:12	591-78-6	
Methylene chloride	ND	ug/L	1.0	0.15	1		05/10/16 21:12	75-09-2	
4-Methyl-2-pentanone (MIBK)	ND	ug/L	10.0	0.42	1		05/10/16 21:12	108-10-1	
Styrene	ND	ug/L	1.0	0.12	1		05/10/16 21:12	100-42-5	
1,1,2,2-Tetrachloroethane	ND	ug/L	1.0	0.15	1		05/10/16 21:12	79-34-5	
Tetrachloroethene	ND	ug/L	1.0	0.10	1		05/10/16 21:12	127-18-4	
Toluene	ND	ug/L	1.0	0.17	1		05/10/16 21:12	108-88-3	
1,1,1-Trichloroethane	ND	ug/L	1.0	0.11	1		05/10/16 21:12	71-55-6	
1,1,2-Trichloroethane	ND	ug/L	1.0	0.20	1		05/10/16 21:12	79-00-5	
Trichloroethene	**2.8**	ug/L	1.0	0.17	1		05/10/16 21:12	79-01-6	
Vinyl chloride	ND	ug/L	1.0	0.13	1		05/10/16 21:12	75-01-4	
Xylene (Total)	ND	ug/L	3.0	0.42	1		05/10/16 21:12	1330-20-7	
Surrogates									
4-Bromofluorobenzene (S)	99	%	77-130		1		05/10/16 21:12	460-00-4	
1,2-Dichloroethane-d4 (S)	97	%	81-127		1		05/10/16 21:12	17060-07-0	
Toluene-d8 (S)	97	%	80-120		1		05/10/16 21:12	2037-26-5	
Preservation pH	**1.0**		0.10	0.10	1		05/10/16 21:12		

REPORT OF LABORATORY ANALYSIS

This report shall not be reproduced, except in full,
without the written consent of Pace Analytical Services, Inc..

Pace Analytical Services, Inc.
9608 Loiret Blvd.
Lenexa, KS 66219
(913)599-5665

ANALYTICAL RESULTS

Project: FORT SMITH, AR
Pace Project No.: 60218387

Sample: MW-183-201605 **Lab ID: 60218387013** Collected: 05/04/16 08:45 Received: 05/05/16 05:06 Matrix: Water

Parameters	Results	Units	Report Limit	MDL	DF	Prepared	Analyzed	CAS No.	Qual
2320B Alkalinity	Analytical Method: SM 2320B								
Alkalinity,Bicarbonate (CaCO3)	**69.8**	mg/L	20.0	2.0	1		05/16/16 09:24		
Alkalinity, Carbonate (CaCO3)	ND	mg/L	20.0	2.0	1		05/16/16 09:24		
Alkalinity, Total as CaCO3	**69.8**	mg/L	20.0	2.0	1		05/16/16 09:24		
Iron, Ferric (Calculation)	Analytical Method: SM 3500-Fe B#4								
Iron, Ferric	**0.22**	mg/L	0.20		1		05/17/16 00:00	7439-89-6	
4500H+ pH, Electrometric	Analytical Method: SM 4500-H+B								
pH at 25 Degrees C	**6.3**	Std. Units	0.10	0.10	1		05/17/16 00:00		H6
4500S2D Sulfide, Total	Analytical Method: SM 4500-S-2 D								
Sulfide, Total	ND	mg/L	0.050	0.012	1		05/11/16 11:14	18496-25-8	
300.0 IC Anions 28 Days	Analytical Method: EPA 300.0								
Chloride	**5.0**	mg/L	1.0	0.50	1		05/10/16 20:28	16887-00-6	
Sulfate	**24.1**	mg/L	2.0	0.50	2		05/10/16 20:43	14808-79-8	
350.1 Ammonia	Analytical Method: EPA 350.1								
Nitrogen, Ammonia	**0.19**	mg/L	0.10	0.046	1		05/09/16 19:01	7664-41-7	
353.2 Nitrogen, NO2/NO3 unpres	Analytical Method: EPA 353.2								
Nitrogen, Nitrate	**0.43**	mg/L	0.10	0.012	1		05/05/16 11:57		
Nitrogen, Nitrite	ND	mg/L	0.10	0.010	1		05/05/16 11:57		
Nitrogen, NO2 plus NO3	**0.43**	mg/L	0.10	0.012	1		05/05/16 11:57		
Total Carbon Dioxide Calc	Analytical Method: SM 4500-CO2 D								
Carbon Dioxide Calculation	**131**	mg/L	20.0	20.0	1		05/17/16 00:00		
5310C TOC	Analytical Method: SM 5310C								
Total Organic Carbon	**0.40J**	mg/L	1.0	0.054	1		05/11/16 14:40	7440-44-0	
SM4500P-E, Total Phosphorus	Analytical Method: SM 4500-P E Preparation Method: SM4500-P B								
Phosphate as P04	**0.12**	mg/L	0.030	0.010	1	05/16/16 07:17	05/16/16 12:36		

REPORT OF LABORATORY ANALYSIS

This report shall not be reproduced, except in full,
without the written consent of Pace Analytical Services, Inc..

Pace Analytical Services, Inc.
9608 Loiret Blvd.
Lenexa, KS 66219
(913)599-5665

ANALYTICAL RESULTS

Project: FORT SMITH, AR
Pace Project No.: 60218387

Sample: MW-82-201605 **Lab ID: 60218387014** Collected: 05/04/16 09:15 Received: 05/05/16 05:06 Matrix: Water

Parameters	Results	Units	Report Limit	MDL	DF	Prepared	Analyzed	CAS No.	Qual
Alcohol by Direct Inject GCFID	Analytical Method: EPA 8015 - Alcohol								
2-Chloroethanol	ND	ug/L	10000	1530	1		05/11/16 19:55	107-07-3	
6010 MET ICP	Analytical Method: EPA 6010 Preparation Method: EPA 3010								
Iron	**206**	ug/L	50.0	8.8	1	05/05/16 15:40	05/06/16 13:13	7439-89-6	
Manganese	**753**	ug/L	5.0	0.25	1	05/05/16 15:40	05/06/16 13:13	7439-96-5	
8260 MSV	Analytical Method: EPA 5030B/8260								
Acetone	**50.0**	ug/L	10.0	1.9	1		05/06/16 11:39	67-64-1	
Benzene	**0.18J**	ug/L	1.0	0.060	1		05/06/16 11:39	71-43-2	
Bromodichloromethane	ND	ug/L	1.0	0.19	1		05/06/16 11:39	75-27-4	
Bromoform	ND	ug/L	1.0	0.070	1		05/06/16 11:39	75-25-2	
Bromomethane	**5.4**	ug/L	5.0	0.16	1		05/06/16 11:39	74-83-9	
2-Butanone (MEK)	**4.6J**	ug/L	10.0	0.59	1		05/06/16 11:39	78-93-3	
Carbon disulfide	**0.28J**	ug/L	5.0	0.12	1		05/06/16 11:39	75-15-0	
Carbon tetrachloride	ND	ug/L	1.0	0.18	1		05/06/16 11:39	56-23-5	
Chlorobenzene	ND	ug/L	1.0	0.21	1		05/06/16 11:39	108-90-7	
Chloroethane	ND	ug/L	1.0	0.15	1		05/06/16 11:39	75-00-3	
Chloroform	**0.18J**	ug/L	1.0	0.14	1		05/06/16 11:39	67-66-3	
Chloromethane	**2.2**	ug/L	1.0	0.080	1		05/06/16 11:39	74-87-3	
Dibromochloromethane	ND	ug/L	1.0	0.21	1		05/06/16 11:39	124-48-1	
1,1-Dichloroethane	ND	ug/L	1.0	0.050	1		05/06/16 11:39	75-34-3	
1,2-Dichloroethane	ND	ug/L	1.0	0.12	1		05/06/16 11:39	107-06-2	
1,1-Dichloroethene	ND	ug/L	1.0	0.20	1		05/06/16 11:39	75-35-4	
cis-1,2-Dichloroethene	**0.81J**	ug/L	1.0	0.080	1		05/06/16 11:39	156-59-2	
trans-1,2-Dichloroethene	ND	ug/L	1.0	0.20	1		05/06/16 11:39	156-60-5	
1,2-Dichloropropane	ND	ug/L	1.0	0.16	1		05/06/16 11:39	78-87-5	
cis-1,3-Dichloropropene	ND	ug/L	1.0	0.14	1		05/06/16 11:39	10061-01-5	
trans-1,3-Dichloropropene	ND	ug/L	1.0	0.12	1		05/06/16 11:39	10061-02-6	
Ethylbenzene	ND	ug/L	1.0	0.18	1		05/06/16 11:39	100-41-4	
2-Hexanone	ND	ug/L	10.0	1.2	1		05/06/16 11:39	591-78-6	
Methylene chloride	ND	ug/L	1.0	0.15	1		05/06/16 11:39	75-09-2	
4-Methyl-2-pentanone (MIBK)	ND	ug/L	10.0	0.42	1		05/06/16 11:39	108-10-1	
Styrene	ND	ug/L	1.0	0.12	1		05/06/16 11:39	100-42-5	
1,1,2,2-Tetrachloroethane	ND	ug/L	1.0	0.15	1		05/06/16 11:39	79-34-5	
Tetrachloroethene	ND	ug/L	1.0	0.10	1		05/06/16 11:39	127-18-4	
Toluene	ND	ug/L	1.0	0.17	1		05/06/16 11:39	108-88-3	
1,1,1-Trichloroethane	ND	ug/L	1.0	0.11	1		05/06/16 11:39	71-55-6	
1,1,2-Trichloroethane	ND	ug/L	1.0	0.20	1		05/06/16 11:39	79-00-5	
Trichloroethene	**31.7**	ug/L	1.0	0.17	1		05/06/16 11:39	79-01-6	
Vinyl chloride	ND	ug/L	1.0	0.13	1		05/06/16 11:39	75-01-4	
Xylene (Total)	ND	ug/L	3.0	0.42	1		05/06/16 11:39	1330-20-7	
Surrogates									
4-Bromofluorobenzene (S)	104	%	77-130		1		05/06/16 11:39	460-00-4	
1,2-Dichloroethane-d4 (S)	112	%	81-127		1		05/06/16 11:39	17060-07-0	
Toluene-d8 (S)	99	%	80-120		1		05/06/16 11:39	2037-26-5	
Preservation pH	**3.0**		0.10	0.10	1		05/06/16 11:39		

REPORT OF LABORATORY ANALYSIS

This report shall not be reproduced, except in full,
without the written consent of Pace Analytical Services, Inc..

Pace Analytical Services, Inc.
9608 Loiret Blvd.
Lenexa, KS 66219
(913)599-5665

ANALYTICAL RESULTS

Project: FORT SMITH, AR
Pace Project No.: 60218387

Sample: MW-82-201605 **Lab ID: 60218387014** Collected: 05/04/16 09:15 Received: 05/05/16 05:06 Matrix: Water

Parameters	Results	Units	Report Limit	MDL	DF	Prepared	Analyzed	CAS No.	Qual
2320B Alkalinity	Analytical Method: SM 2320B								
Alkalinity,Bicarbonate (CaCO3)	ND	mg/L	20.0	2.0	1		05/16/16 09:24		
Alkalinity, Carbonate (CaCO3)	ND	mg/L	20.0	2.0	1		05/16/16 09:24		
Alkalinity, Total as CaCO3	ND	mg/L	20.0	2.0	1		05/16/16 09:24		
Iron, Ferric (Calculation)	Analytical Method: SM 3500-Fe B#4								
Iron, Ferric	ND	mg/L	0.20		1		05/17/16 00:00	7439-89-6	
4500H+ pH, Electrometric	Analytical Method: SM 4500-H+B								
pH at 25 Degrees C	**4.9**	Std. Units	0.10	0.10	1		05/17/16 00:00		H6
4500S2D Sulfide, Total	Analytical Method: SM 4500-S-2 D								
Sulfide, Total	ND	mg/L	0.050	0.012	1		05/11/16 11:14	18496-25-8	
300.0 IC Anions 28 Days	Analytical Method: EPA 300.0								
Chloride	**261**	mg/L	20.0	10.0	20		05/10/16 20:59	16887-00-6	
Sulfate	**914**	mg/L	100	24.8	100		05/10/16 21:15	14808-79-8	
350.1 Ammonia	Analytical Method: EPA 350.1								
Nitrogen, Ammonia	**0.46**	mg/L	0.10	0.046	1		05/09/16 19:02	7664-41-7	
353.2 Nitrogen, NO2/NO3 unpres	Analytical Method: EPA 353.2								
Nitrogen, Nitrate	**0.93**	mg/L	0.10	0.012	1		05/05/16 11:57		
Nitrogen, Nitrite	ND	mg/L	0.10	0.010	1		05/05/16 11:57		
Nitrogen, NO2 plus NO3	**0.93**	mg/L	0.10	0.012	1		05/05/16 11:57		
Total Carbon Dioxide Calc	Analytical Method: SM 4500-CO2 D								
Carbon Dioxide Calculation	ND	mg/L	20.0	20.0	1		05/17/16 00:00		
5310C TOC	Analytical Method: SM 5310C								
Total Organic Carbon	**1.7**	mg/L	1.0	0.054	1		05/11/16 14:53	7440-44-0	
SM4500P-E, Total Phosphorus	Analytical Method: SM 4500-P E Preparation Method: SM4500-P B								
Phosphate as P04	**0.44**	mg/L	0.030	0.010	1	05/16/16 07:17	05/16/16 12:36		

REPORT OF LABORATORY ANALYSIS

This report shall not be reproduced, except in full,
without the written consent of Pace Analytical Services, Inc..

Pace Analytical Services, Inc.
9608 Loiret Blvd.
Lenexa, KS 66219
(913)599-5665

ANALYTICAL RESULTS

Project: FORT SMITH, AR
Pace Project No.: 60218387

Sample: IW-77-201605 **Lab ID: 60218387015** Collected: 05/04/16 10:55 Received: 05/05/16 05:06 Matrix: Water

Parameters	Results	Units	Report Limit	MDL	DF	Prepared	Analyzed	CAS No.	Qual
Alcohol by Direct Inject GCFID	Analytical Method: EPA 8015 - Alcohol								
2-Chloroethanol	ND	ug/L	10000	1530	1		05/11/16 20:06	107-07-3	
6010 MET ICP	Analytical Method: EPA 6010 Preparation Method: EPA 3010								
Iron	**100**	ug/L	50.0	8.8	1	05/05/16 15:40	05/06/16 13:15	7439-89-6	B
Manganese	**13.4**	ug/L	5.0	0.25	1	05/05/16 15:40	05/06/16 13:15	7439-96-5	
8260 MSV	Analytical Method: EPA 5030B/8260								
Acetone	**35.5**	ug/L	10.0	1.9	1		05/06/16 12:23	67-64-1	
Benzene	**0.15J**	ug/L	1.0	0.060	1		05/06/16 12:23	71-43-2	
Bromodichloromethane	ND	ug/L	1.0	0.19	1		05/06/16 12:23	75-27-4	
Bromoform	**0.23J**	ug/L	1.0	0.070	1		05/06/16 12:23	75-25-2	
Bromomethane	**2.6J**	ug/L	5.0	0.16	1		05/06/16 12:23	74-83-9	
2-Butanone (MEK)	**3.4J**	ug/L	10.0	0.59	1		05/06/16 12:23	78-93-3	
Carbon disulfide	ND	ug/L	5.0	0.12	1		05/06/16 12:23	75-15-0	
Carbon tetrachloride	ND	ug/L	1.0	0.18	1		05/06/16 12:23	56-23-5	
Chlorobenzene	ND	ug/L	1.0	0.21	1		05/06/16 12:23	108-90-7	
Chloroethane	ND	ug/L	1.0	0.15	1		05/06/16 12:23	75-00-3	
Chloroform	**0.27J**	ug/L	1.0	0.14	1		05/06/16 12:23	67-66-3	
Chloromethane	**3.0**	ug/L	1.0	0.080	1		05/06/16 12:23	74-87-3	
Dibromochloromethane	ND	ug/L	1.0	0.21	1		05/06/16 12:23	124-48-1	
1,1-Dichloroethane	ND	ug/L	1.0	0.050	1		05/06/16 12:23	75-34-3	
1,2-Dichloroethane	ND	ug/L	1.0	0.12	1		05/06/16 12:23	107-06-2	
1,1-Dichloroethene	ND	ug/L	1.0	0.20	1		05/06/16 12:23	75-35-4	
cis-1,2-Dichloroethene	**1.7**	ug/L	1.0	0.080	1		05/06/16 12:23	156-59-2	
trans-1,2-Dichloroethene	**0.32J**	ug/L	1.0	0.20	1		05/06/16 12:23	156-60-5	
1,2-Dichloropropane	ND	ug/L	1.0	0.16	1		05/06/16 12:23	78-87-5	
cis-1,3-Dichloropropene	ND	ug/L	1.0	0.14	1		05/06/16 12:23	10061-01-5	
trans-1,3-Dichloropropene	ND	ug/L	1.0	0.12	1		05/06/16 12:23	10061-02-6	
Ethylbenzene	ND	ug/L	1.0	0.18	1		05/06/16 12:23	100-41-4	
2-Hexanone	ND	ug/L	10.0	1.2	1		05/06/16 12:23	591-78-6	
Methylene chloride	ND	ug/L	1.0	0.15	1		05/06/16 12:23	75-09-2	
4-Methyl-2-pentanone (MIBK)	ND	ug/L	10.0	0.42	1		05/06/16 12:23	108-10-1	
Styrene	ND	ug/L	1.0	0.12	1		05/06/16 12:23	100-42-5	
1,1,2,2-Tetrachloroethane	ND	ug/L	1.0	0.15	1		05/06/16 12:23	79-34-5	
Tetrachloroethene	ND	ug/L	1.0	0.10	1		05/06/16 12:23	127-18-4	
Toluene	ND	ug/L	1.0	0.17	1		05/06/16 12:23	108-88-3	
1,1,1-Trichloroethane	ND	ug/L	1.0	0.11	1		05/06/16 12:23	71-55-6	
1,1,2-Trichloroethane	ND	ug/L	1.0	0.20	1		05/06/16 12:23	79-00-5	
Trichloroethene	**101**	ug/L	1.0	0.17	1		05/06/16 12:23	79-01-6	
Vinyl chloride	ND	ug/L	1.0	0.13	1		05/06/16 12:23	75-01-4	
Xylene (Total)	ND	ug/L	3.0	0.42	1		05/06/16 12:23	1330-20-7	
Surrogates									
4-Bromofluorobenzene (S)	103	%	77-130		1		05/06/16 12:23	460-00-4	
1,2-Dichloroethane-d4 (S)	111	%	81-127		1		05/06/16 12:23	17060-07-0	
Toluene-d8 (S)	100	%	80-120		1		05/06/16 12:23	2037-26-5	
Preservation pH	**4.0**		0.10	0.10	1		05/06/16 12:23		

REPORT OF LABORATORY ANALYSIS

This report shall not be reproduced, except in full,
without the written consent of Pace Analytical Services, Inc..

Pace Analytical Services, Inc.
9608 Loiret Blvd.
Lenexa, KS 66219
(913)599-5665

ANALYTICAL RESULTS

Project: FORT SMITH, AR
Pace Project No.: 60218387

Sample: IW-77-201605 **Lab ID: 60218387015** Collected: 05/04/16 10:55 Received: 05/05/16 05:06 Matrix: Water

Parameters	Results	Units	Report Limit	MDL	DF	Prepared	Analyzed	CAS No.	Qual
2320B Alkalinity	Analytical Method: SM 2320B								
Alkalinity,Bicarbonate (CaCO3)	**228**	mg/L	20.0	2.0	1		05/16/16 09:24		
Alkalinity, Carbonate (CaCO3)	**58.7**	mg/L	20.0	2.0	1		05/16/16 09:24		
Alkalinity, Total as CaCO3	**287**	mg/L	20.0	2.0	1		05/16/16 09:24		
Iron, Ferric (Calculation)	Analytical Method: SM 3500-Fe B#4								
Iron, Ferric	ND	mg/L	0.20		1		05/17/16 00:00	7439-89-6	
4500H+ pH, Electrometric	Analytical Method: SM 4500-H+B								
pH at 25 Degrees C	**6.9**	Std. Units	0.10	0.10	1		05/17/16 00:00		H6
4500S2D Sulfide, Total	Analytical Method: SM 4500-S-2 D								
Sulfide, Total	ND	mg/L	0.050	0.012	1		05/11/16 11:14	18496-25-8	
300.0 IC Anions 28 Days	Analytical Method: EPA 300.0								
Chloride	**263**	mg/L	20.0	10.0	20		05/10/16 21:31	16887-00-6	
Sulfate	**1710**	mg/L	200	49.5	200		05/10/16 21:47	14808-79-8	
350.1 Ammonia	Analytical Method: EPA 350.1								
Nitrogen, Ammonia	**0.53**	mg/L	0.10	0.046	1		05/09/16 19:04	7664-41-7	
353.2 Nitrogen, NO2/NO3 unpres	Analytical Method: EPA 353.2								
Nitrogen, Nitrate	**1.8**	mg/L	0.10	0.012	1		05/05/16 12:05		
Nitrogen, Nitrite	ND	mg/L	0.10	0.010	1		05/05/16 12:05		
Nitrogen, NO2 plus NO3	**1.8**	mg/L	0.10	0.012	1		05/05/16 12:05		
Total Carbon Dioxide Calc	Analytical Method: SM 4500-CO2 D								
Carbon Dioxide Calculation	**254**	mg/L	20.0	20.0	1		05/17/16 00:00		
5310C TOC	Analytical Method: SM 5310C								
Total Organic Carbon	**2.1**	mg/L	1.0	0.054	1		05/11/16 15:06	7440-44-0	
SM4500P-E, Total Phosphorus	Analytical Method: SM 4500-P E Preparation Method: SM4500-P B								
Phosphate as P04	**0.90**	mg/L	0.030	0.010	1	05/16/16 07:17	05/16/16 12:36		

REPORT OF LABORATORY ANALYSIS

This report shall not be reproduced, except in full,
without the written consent of Pace Analytical Services, Inc..

Pace Analytical Services, Inc.
9608 Loiret Blvd.
Lenexa, KS 66219
(913)599-5665

ANALYTICAL RESULTS

Project: FORT SMITH, AR
Pace Project No.: 60218387

Sample: IW-76-201605 **Lab ID: 60218387016** Collected: 05/04/16 09:15 Received: 05/05/16 05:06 Matrix: Water

Parameters	Results	Units	Report Limit	MDL	DF	Prepared	Analyzed	CAS No.	Qual
Alcohol by Direct Inject GCFID	Analytical Method: EPA 8015 - Alcohol								
2-Chloroethanol	ND	ug/L	10000	1530	1		05/11/16 20:17	107-07-3	
6010 MET ICP	Analytical Method: EPA 6010 Preparation Method: EPA 3010								
Iron	**219**	ug/L	50.0	8.8	1	05/05/16 15:40	05/06/16 13:18	7439-89-6	
Manganese	**200**	ug/L	5.0	0.25	1	05/05/16 15:40	05/06/16 13:18	7439-96-5	
8260 MSV	Analytical Method: EPA 5030B/8260								
Acetone	**22.9**	ug/L	10.0	1.9	1		05/11/16 20:55	67-64-1	
Benzene	ND	ug/L	1.0	0.060	1		05/11/16 20:55	71-43-2	
Bromodichloromethane	**0.29J**	ug/L	1.0	0.19	1		05/11/16 20:55	75-27-4	
Bromoform	**25.1**	ug/L	1.0	0.070	1		05/11/16 20:55	75-25-2	
Bromomethane	**38.5**	ug/L	5.0	0.16	1		05/11/16 20:55	74-83-9	
2-Butanone (MEK)	ND	ug/L	10.0	0.59	1		05/11/16 20:55	78-93-3	
Carbon disulfide	ND	ug/L	5.0	0.12	1		05/11/16 20:55	75-15-0	
Carbon tetrachloride	ND	ug/L	1.0	0.18	1		05/11/16 20:55	56-23-5	
Chlorobenzene	ND	ug/L	1.0	0.21	1		05/11/16 20:55	108-90-7	
Chloroethane	ND	ug/L	1.0	0.15	1		05/11/16 20:55	75-00-3	
Chloroform	**0.20J**	ug/L	1.0	0.14	1		05/11/16 20:55	67-66-3	
Chloromethane	**17.8**	ug/L	1.0	0.080	1		05/11/16 20:55	74-87-3	
Dibromochloromethane	**1.0**	ug/L	1.0	0.21	1		05/11/16 20:55	124-48-1	
1,1-Dichloroethane	ND	ug/L	1.0	0.050	1		05/11/16 20:55	75-34-3	
1,2-Dichloroethane	ND	ug/L	1.0	0.12	1		05/11/16 20:55	107-06-2	
1,1-Dichloroethene	ND	ug/L	1.0	0.20	1		05/11/16 20:55	75-35-4	
cis-1,2-Dichloroethene	**2.6**	ug/L	1.0	0.080	1		05/11/16 20:55	156-59-2	
trans-1,2-Dichloroethene	**0.59J**	ug/L	1.0	0.20	1		05/11/16 20:55	156-60-5	
1,2-Dichloropropane	ND	ug/L	1.0	0.16	1		05/11/16 20:55	78-87-5	
cis-1,3-Dichloropropene	ND	ug/L	1.0	0.14	1		05/11/16 20:55	10061-01-5	
trans-1,3-Dichloropropene	ND	ug/L	1.0	0.12	1		05/11/16 20:55	10061-02-6	
Ethylbenzene	ND	ug/L	1.0	0.18	1		05/11/16 20:55	100-41-4	
2-Hexanone	ND	ug/L	10.0	1.2	1		05/11/16 20:55	591-78-6	
Methylene chloride	ND	ug/L	1.0	0.15	1		05/11/16 20:55	75-09-2	
4-Methyl-2-pentanone (MIBK)	ND	ug/L	10.0	0.42	1		05/11/16 20:55	108-10-1	
Styrene	ND	ug/L	1.0	0.12	1		05/11/16 20:55	100-42-5	
1,1,2,2-Tetrachloroethane	ND	ug/L	1.0	0.15	1		05/11/16 20:55	79-34-5	
Tetrachloroethene	ND	ug/L	1.0	0.10	1		05/11/16 20:55	127-18-4	
Toluene	ND	ug/L	1.0	0.17	1		05/11/16 20:55	108-88-3	
1,1,1-Trichloroethane	ND	ug/L	1.0	0.11	1		05/11/16 20:55	71-55-6	
1,1,2-Trichloroethane	ND	ug/L	1.0	0.20	1		05/11/16 20:55	79-00-5	
Trichloroethene	**139**	ug/L	1.0	0.17	1		05/11/16 20:55	79-01-6	
Vinyl chloride	ND	ug/L	1.0	0.13	1		05/11/16 20:55	75-01-4	
Xylene (Total)	ND	ug/L	3.0	0.42	1		05/11/16 20:55	1330-20-7	
Surrogates									
4-Bromofluorobenzene (S)	100	%	77-130		1		05/11/16 20:55	460-00-4	
1,2-Dichloroethane-d4 (S)	98	%	81-127		1		05/11/16 20:55	17060-07-0	
Toluene-d8 (S)	54	%	80-120		1		05/11/16 20:55	2037-26-5	S0,S8
Preservation pH	**1.0**		0.10	0.10	1		05/11/16 20:55		

REPORT OF LABORATORY ANALYSIS

This report shall not be reproduced, except in full,
without the written consent of Pace Analytical Services, Inc..

Pace Analytical Services, Inc.
9608 Loiret Blvd.
Lenexa, KS 66219
(913)599-5665

ANALYTICAL RESULTS

Project: FORT SMITH, AR
Pace Project No.: 60218387

Sample: IW-76-201605 **Lab ID: 60218387016** Collected: 05/04/16 09:15 Received: 05/05/16 05:06 Matrix: Water

Parameters	Results	Units	Report Limit	MDL	DF	Prepared	Analyzed	CAS No.	Qual
2320B Alkalinity	Analytical Method: SM 2320B								
Alkalinity,Bicarbonate (CaCO3)	ND	mg/L	20.0	2.0	1		05/16/16 09:24		
Alkalinity, Carbonate (CaCO3)	ND	mg/L	20.0	2.0	1		05/16/16 09:24		
Alkalinity, Total as CaCO3	ND	mg/L	20.0	2.0	1		05/16/16 09:24		
Iron, Ferric (Calculation)	Analytical Method: SM 3500-Fe B#4								
Iron, Ferric	**0.22**	mg/L	0.20		1		05/17/16 00:00	7439-89-6	
4500H+ pH, Electrometric	Analytical Method: SM 4500-H+B								
pH at 25 Degrees C	**5.0**	Std. Units	0.10	0.10	1		05/17/16 00:00		H6
4500S2D Sulfide, Total	Analytical Method: SM 4500-S-2 D								
Sulfide, Total	ND	mg/L	0.050	0.012	1		05/11/16 11:15	18496-25-8	
300.0 IC Anions 28 Days	Analytical Method: EPA 300.0								
Chloride	**353**	mg/L	50.0	25.0	50		05/10/16 22:03	16887-00-6	
Sulfate	**920**	mg/L	100	24.8	100		05/10/16 22:19	14808-79-8	
350.1 Ammonia	Analytical Method: EPA 350.1								
Nitrogen, Ammonia	ND	mg/L	0.10	0.046	1		05/09/16 19:05	7664-41-7	
353.2 Nitrogen, NO2/NO3 unpres	Analytical Method: EPA 353.2								
Nitrogen, Nitrate	**1.3**	mg/L	0.10	0.012	1		05/05/16 11:59		
Nitrogen, Nitrite	ND	mg/L	0.10	0.010	1		05/05/16 11:59		
Nitrogen, NO2 plus NO3	**1.3**	mg/L	0.10	0.012	1		05/05/16 11:59		
Total Carbon Dioxide Calc	Analytical Method: SM 4500-CO2 D								
Carbon Dioxide Calculation	ND	mg/L	20.0	20.0	1		05/17/16 00:00		
5310C TOC	Analytical Method: SM 5310C								
Total Organic Carbon	**0.69J**	mg/L	1.0	0.054	1		05/11/16 17:13	7440-44-0	B
SM4500P-E, Total Phosphorus	Analytical Method: SM 4500-P E Preparation Method: SM4500-P B								
Phosphate as P04	**0.18**	mg/L	0.030	0.010	1	05/16/16 07:17	05/16/16 12:37		

REPORT OF LABORATORY ANALYSIS

This report shall not be reproduced, except in full,
without the written consent of Pace Analytical Services, Inc..

Pace Analytical Services, Inc.
9608 Loiret Blvd.
Lenexa, KS 66219
(913)599-5665

ANALYTICAL RESULTS

Project: FORT SMITH, AR
Pace Project No.: 60218387

Sample: MW-185-201605 **Lab ID: 60218387017** Collected: 05/04/16 08:44 Received: 05/05/16 05:06 Matrix: Water

Parameters	Results	Units	Report Limit	MDL	DF	Prepared	Analyzed	CAS No.	Qual
Alcohol by Direct Inject GCFID	Analytical Method: EPA 8015 - Alcohol								
2-Chloroethanol	ND	ug/L	10000	1530	1		05/11/16 20:29	107-07-3	
6010 MET ICP	Analytical Method: EPA 6010 Preparation Method: EPA 3010								
Iron	**1820**	ug/L	50.0	8.8	1	05/05/16 15:40	05/06/16 13:20	7439-89-6	
Manganese	**62.1**	ug/L	5.0	0.25	1	05/05/16 15:40	05/06/16 13:20	7439-96-5	
8260 MSV	Analytical Method: EPA 5030B/8260								
Acetone	ND	ug/L	10.0	1.9	1		05/10/16 21:27	67-64-1	
Benzene	ND	ug/L	1.0	0.060	1		05/10/16 21:27	71-43-2	
Bromodichloromethane	ND	ug/L	1.0	0.19	1		05/10/16 21:27	75-27-4	
Bromoform	ND	ug/L	1.0	0.070	1		05/10/16 21:27	75-25-2	
Bromomethane	ND	ug/L	5.0	0.16	1		05/10/16 21:27	74-83-9	
2-Butanone (MEK)	ND	ug/L	10.0	0.59	1		05/10/16 21:27	78-93-3	
Carbon disulfide	ND	ug/L	5.0	0.12	1		05/10/16 21:27	75-15-0	
Carbon tetrachloride	ND	ug/L	1.0	0.18	1		05/10/16 21:27	56-23-5	
Chlorobenzene	ND	ug/L	1.0	0.21	1		05/10/16 21:27	108-90-7	
Chloroethane	ND	ug/L	1.0	0.15	1		05/10/16 21:27	75-00-3	
Chloroform	ND	ug/L	1.0	0.14	1		05/10/16 21:27	67-66-3	
Chloromethane	ND	ug/L	1.0	0.080	1		05/10/16 21:27	74-87-3	
Dibromochloromethane	ND	ug/L	1.0	0.21	1		05/10/16 21:27	124-48-1	
1,1-Dichloroethane	ND	ug/L	1.0	0.050	1		05/10/16 21:27	75-34-3	
1,2-Dichloroethane	ND	ug/L	1.0	0.12	1		05/10/16 21:27	107-06-2	
1,1-Dichloroethene	ND	ug/L	1.0	0.20	1		05/10/16 21:27	75-35-4	
cis-1,2-Dichloroethene	ND	ug/L	1.0	0.080	1		05/10/16 21:27	156-59-2	
trans-1,2-Dichloroethene	ND	ug/L	1.0	0.20	1		05/10/16 21:27	156-60-5	
1,2-Dichloropropane	ND	ug/L	1.0	0.16	1		05/10/16 21:27	78-87-5	
cis-1,3-Dichloropropene	ND	ug/L	1.0	0.14	1		05/10/16 21:27	10061-01-5	
trans-1,3-Dichloropropene	ND	ug/L	1.0	0.12	1		05/10/16 21:27	10061-02-6	
Ethylbenzene	ND	ug/L	1.0	0.18	1		05/10/16 21:27	100-41-4	
2-Hexanone	ND	ug/L	10.0	1.2	1		05/10/16 21:27	591-78-6	
Methylene chloride	ND	ug/L	1.0	0.15	1		05/10/16 21:27	75-09-2	
4-Methyl-2-pentanone (MIBK)	ND	ug/L	10.0	0.42	1		05/10/16 21:27	108-10-1	
Styrene	ND	ug/L	1.0	0.12	1		05/10/16 21:27	100-42-5	
1,1,2,2-Tetrachloroethane	ND	ug/L	1.0	0.15	1		05/10/16 21:27	79-34-5	
Tetrachloroethene	ND	ug/L	1.0	0.10	1		05/10/16 21:27	127-18-4	
Toluene	ND	ug/L	1.0	0.17	1		05/10/16 21:27	108-88-3	
1,1,1-Trichloroethane	ND	ug/L	1.0	0.11	1		05/10/16 21:27	71-55-6	
1,1,2-Trichloroethane	ND	ug/L	1.0	0.20	1		05/10/16 21:27	79-00-5	
Trichloroethene	ND	ug/L	1.0	0.17	1		05/10/16 21:27	79-01-6	
Vinyl chloride	ND	ug/L	1.0	0.13	1		05/10/16 21:27	75-01-4	
Xylene (Total)	ND	ug/L	3.0	0.42	1		05/10/16 21:27	1330-20-7	
Surrogates									
4-Bromofluorobenzene (S)	97	%	77-130		1		05/10/16 21:27	460-00-4	
1,2-Dichloroethane-d4 (S)	96	%	81-127		1		05/10/16 21:27	17060-07-0	
Toluene-d8 (S)	96	%	80-120		1		05/10/16 21:27	2037-26-5	
Preservation pH	**1.0**		0.10	0.10	1		05/10/16 21:27		

REPORT OF LABORATORY ANALYSIS

This report shall not be reproduced, except in full,
without the written consent of Pace Analytical Services, Inc..

Pace Analytical Services, Inc.
9608 Loiret Blvd.
Lenexa, KS 66219
(913)599-5665

ANALYTICAL RESULTS

Project: FORT SMITH, AR
Pace Project No.: 60218387

Sample: MW-185-201605 **Lab ID: 60218387017** Collected: 05/04/16 08:44 Received: 05/05/16 05:06 Matrix: Water

Parameters	Results	Units	Report Limit	MDL	DF	Prepared	Analyzed	CAS No.	Qual
2320B Alkalinity	Analytical Method: SM 2320B								
Alkalinity,Bicarbonate (CaCO3)	**52.9**	mg/L	20.0	2.0	1		05/16/16 09:24		
Alkalinity, Carbonate (CaCO3)	ND	mg/L	20.0	2.0	1		05/16/16 09:24		
Alkalinity, Total as CaCO3	**52.9**	mg/L	20.0	2.0	1		05/16/16 09:24		
Iron, Ferric (Calculation)	Analytical Method: SM 3500-Fe B#4								
Iron, Ferric	**1.8**	mg/L	0.20		1		05/17/16 00:00	7439-89-6	
4500H+ pH, Electrometric	Analytical Method: SM 4500-H+B								
pH at 25 Degrees C	**6.6**	Std. Units	0.10	0.10	1		05/17/16 00:00		H6
4500S2D Sulfide, Total	Analytical Method: SM 4500-S-2 D								
Sulfide, Total	ND	mg/L	0.050	0.012	1		05/11/16 11:15	18496-25-8	
300.0 IC Anions 28 Days	Analytical Method: EPA 300.0								
Chloride	**8.0**	mg/L	1.0	0.50	1		05/10/16 23:07	16887-00-6	
Sulfate	**7.9**	mg/L	1.0	0.25	1		05/10/16 23:07	14808-79-8	
350.1 Ammonia	Analytical Method: EPA 350.1								
Nitrogen, Ammonia	ND	mg/L	0.10	0.046	1		05/09/16 19:07	7664-41-7	
353.2 Nitrogen, NO2/NO3 unpres	Analytical Method: EPA 353.2								
Nitrogen, Nitrate	**0.95**	mg/L	0.10	0.012	1		05/05/16 11:55		
Nitrogen, Nitrite	ND	mg/L	0.10	0.010	1		05/05/16 11:55		
Nitrogen, NO2 plus NO3	**0.95**	mg/L	0.10	0.012	1		05/05/16 11:55		
Total Carbon Dioxide Calc	Analytical Method: SM 4500-CO2 D								
Carbon Dioxide Calculation	**71.4**	mg/L	20.0	20.0	1		05/17/16 00:00		
5310C TOC	Analytical Method: SM 5310C								
Total Organic Carbon	**0.43J**	mg/L	1.0	0.054	1		05/13/16 00:23	7440-44-0	B
SM4500P-E, Total Phosphorus	Analytical Method: SM 4500-P E Preparation Method: SM4500-P B								
Phosphate as P04	**0.21**	mg/L	0.030	0.010	1	05/16/16 07:17	05/16/16 12:37		

REPORT OF LABORATORY ANALYSIS

This report shall not be reproduced, except in full,
without the written consent of Pace Analytical Services, Inc..

Pace Analytical Services, Inc.
9608 Loiret Blvd.
Lenexa, KS 66219
(913)599-5665

ANALYTICAL RESULTS

Project: FORT SMITH, AR
Pace Project No.: 60218387

Sample: MW-27-201605 **Lab ID: 60218387018** Collected: 05/04/16 10:30 Received: 05/05/16 05:06 Matrix: Water

Parameters	Results	Units	Report Limit	MDL	DF	Prepared	Analyzed	CAS No.	Qual
Alcohol by Direct Inject GCFID	Analytical Method: EPA 8015 - Alcohol								
2-Chloroethanol	ND	ug/L	10000	1530	1		05/11/16 20:40	107-07-3	
6010 MET ICP	Analytical Method: EPA 6010 Preparation Method: EPA 3010								
Iron	**1780**	ug/L	50.0	8.8	1	05/05/16 15:40	05/06/16 13:22	7439-89-6	
Manganese	**31.0**	ug/L	5.0	0.25	1	05/05/16 15:40	05/06/16 13:22	7439-96-5	
8260 MSV	Analytical Method: EPA 5030B/8260								
Acetone	ND	ug/L	10.0	1.9	1		05/10/16 21:41	67-64-1	
Benzene	ND	ug/L	1.0	0.060	1		05/10/16 21:41	71-43-2	
Bromodichloromethane	ND	ug/L	1.0	0.19	1		05/10/16 21:41	75-27-4	
Bromoform	ND	ug/L	1.0	0.070	1		05/10/16 21:41	75-25-2	
Bromomethane	ND	ug/L	5.0	0.16	1		05/10/16 21:41	74-83-9	
2-Butanone (MEK)	ND	ug/L	10.0	0.59	1		05/10/16 21:41	78-93-3	
Carbon disulfide	ND	ug/L	5.0	0.12	1		05/10/16 21:41	75-15-0	
Carbon tetrachloride	ND	ug/L	1.0	0.18	1		05/10/16 21:41	56-23-5	
Chlorobenzene	ND	ug/L	1.0	0.21	1		05/10/16 21:41	108-90-7	
Chloroethane	ND	ug/L	1.0	0.15	1		05/10/16 21:41	75-00-3	
Chloroform	ND	ug/L	1.0	0.14	1		05/10/16 21:41	67-66-3	
Chloromethane	ND	ug/L	1.0	0.080	1		05/10/16 21:41	74-87-3	
Dibromochloromethane	ND	ug/L	1.0	0.21	1		05/10/16 21:41	124-48-1	
1,1-Dichloroethane	ND	ug/L	1.0	0.050	1		05/10/16 21:41	75-34-3	
1,2-Dichloroethane	ND	ug/L	1.0	0.12	1		05/10/16 21:41	107-06-2	
1,1-Dichloroethene	ND	ug/L	1.0	0.20	1		05/10/16 21:41	75-35-4	
cis-1,2-Dichloroethene	**0.18J**	ug/L	1.0	0.080	1		05/10/16 21:41	156-59-2	
trans-1,2-Dichloroethene	ND	ug/L	1.0	0.20	1		05/10/16 21:41	156-60-5	
1,2-Dichloropropane	ND	ug/L	1.0	0.16	1		05/10/16 21:41	78-87-5	
cis-1,3-Dichloropropene	ND	ug/L	1.0	0.14	1		05/10/16 21:41	10061-01-5	
trans-1,3-Dichloropropene	ND	ug/L	1.0	0.12	1		05/10/16 21:41	10061-02-6	
Ethylbenzene	ND	ug/L	1.0	0.18	1		05/10/16 21:41	100-41-4	
2-Hexanone	ND	ug/L	10.0	1.2	1		05/10/16 21:41	591-78-6	
Methylene chloride	ND	ug/L	1.0	0.15	1		05/10/16 21:41	75-09-2	
4-Methyl-2-pentanone (MIBK)	ND	ug/L	10.0	0.42	1		05/10/16 21:41	108-10-1	
Styrene	ND	ug/L	1.0	0.12	1		05/10/16 21:41	100-42-5	
1,1,2,2-Tetrachloroethane	ND	ug/L	1.0	0.15	1		05/10/16 21:41	79-34-5	
Tetrachloroethene	ND	ug/L	1.0	0.10	1		05/10/16 21:41	127-18-4	
Toluene	ND	ug/L	1.0	0.17	1		05/10/16 21:41	108-88-3	
1,1,1-Trichloroethane	ND	ug/L	1.0	0.11	1		05/10/16 21:41	71-55-6	
1,1,2-Trichloroethane	ND	ug/L	1.0	0.20	1		05/10/16 21:41	79-00-5	
Trichloroethene	**0.35J**	ug/L	1.0	0.17	1		05/10/16 21:41	79-01-6	
Vinyl chloride	ND	ug/L	1.0	0.13	1		05/10/16 21:41	75-01-4	
Xylene (Total)	ND	ug/L	3.0	0.42	1		05/10/16 21:41	1330-20-7	
Surrogates									
4-Bromofluorobenzene (S)	98	%	77-130		1		05/10/16 21:41	460-00-4	
1,2-Dichloroethane-d4 (S)	98	%	81-127		1		05/10/16 21:41	17060-07-0	
Toluene-d8 (S)	96	%	80-120		1		05/10/16 21:41	2037-26-5	
Preservation pH	**1.0**		0.10	0.10	1		05/10/16 21:41		

REPORT OF LABORATORY ANALYSIS

This report shall not be reproduced, except in full,
without the written consent of Pace Analytical Services, Inc..

Pace Analytical Services, Inc.
9608 Loiret Blvd.
Lenexa, KS 66219
(913)599-5665

ANALYTICAL RESULTS

Project: FORT SMITH, AR
Pace Project No.: 60218387

Sample: MW-27-201605 **Lab ID: 60218387018** Collected: 05/04/16 10:30 Received: 05/05/16 05:06 Matrix: Water

Parameters	Results	Units	Report Limit	MDL	DF	Prepared	Analyzed	CAS No.	Qual
2320B Alkalinity	Analytical Method: SM 2320B								
Alkalinity,Bicarbonate (CaCO3)	**39.0**	mg/L	20.0	2.0	1		05/16/16 09:24		
Alkalinity, Carbonate (CaCO3)	ND	mg/L	20.0	2.0	1		05/16/16 09:24		
Alkalinity, Total as CaCO3	**39.0**	mg/L	20.0	2.0	1		05/16/16 09:24		
Iron, Ferric (Calculation)	Analytical Method: SM 3500-Fe B#4								
Iron, Ferric	**1.8**	mg/L	0.20		1		05/17/16 00:00	7439-89-6	
4500H+ pH, Electrometric	Analytical Method: SM 4500-H+B								
pH at 25 Degrees C	**6.4**	Std. Units	0.10	0.10	1		05/17/16 00:00		H6
4500S2D Sulfide, Total	Analytical Method: SM 4500-S-2 D								
Sulfide, Total	ND	mg/L	0.050	0.012	1		05/11/16 11:16	18496-25-8	
300.0 IC Anions 28 Days	Analytical Method: EPA 300.0								
Chloride	**18.4**	mg/L	1.0	0.50	1		05/10/16 23:23	16887-00-6	
Sulfate	**7.9**	mg/L	1.0	0.25	1		05/10/16 23:23	14808-79-8	
350.1 Ammonia	Analytical Method: EPA 350.1								
Nitrogen, Ammonia	ND	mg/L	0.10	0.046	1		05/09/16 19:08	7664-41-7	
353.2 Nitrogen, NO2/NO3 unpres	Analytical Method: EPA 353.2								
Nitrogen, Nitrate	**0.39**	mg/L	0.10	0.012	1		05/05/16 12:04		
Nitrogen, Nitrite	ND	mg/L	0.10	0.010	1		05/05/16 12:04		
Nitrogen, NO2 plus NO3	**0.39**	mg/L	0.10	0.012	1		05/05/16 12:04		
Total Carbon Dioxide Calc	Analytical Method: SM 4500-CO2 D								
Carbon Dioxide Calculation	**69.1**	mg/L	20.0	20.0	1		05/17/16 00:00		
5310C TOC	Analytical Method: SM 5310C								
Total Organic Carbon	**1.7**	mg/L	1.0	0.054	1		05/11/16 17:25	7440-44-0	B
SM4500P-E, Total Phosphorus	Analytical Method: SM 4500-P E Preparation Method: SM4500-P B								
Phosphate as P04	**0.18**	mg/L	0.030	0.010	1	05/16/16 07:17	05/16/16 12:37		

REPORT OF LABORATORY ANALYSIS

This report shall not be reproduced, except in full,
without the written consent of Pace Analytical Services, Inc..

Pace Analytical Services, Inc.
9608 Loiret Blvd.
Lenexa, KS 66219
(913)599-5665

ANALYTICAL RESULTS

Project: FORT SMITH, AR
Pace Project No.: 60218387

Sample: MW-91-201605 **Lab ID: 60218387019** Collected: 05/04/16 16:30 Received: 05/05/16 05:06 Matrix: Water

Parameters	Results	Units	Report Limit	MDL	DF	Prepared	Analyzed	CAS No.	Qual
Alcohol by Direct Inject GCFID	Analytical Method: EPA 8015 - Alcohol								
2-Chloroethanol	ND	ug/L	10000	1530	1		05/11/16 20:51	107-07-3	
6010 MET ICP	Analytical Method: EPA 6010 Preparation Method: EPA 3010								
Iron	**887**	ug/L	50.0	8.8	1	05/05/16 15:40	05/06/16 13:29	7439-89-6	
Manganese	**364**	ug/L	5.0	0.25	1	05/05/16 15:40	05/06/16 13:29	7439-96-5	
8260 MSV	Analytical Method: EPA 5030B/8260								
Acetone	ND	ug/L	10.0	1.9	1		05/11/16 00:19	67-64-1	
Benzene	**0.10J**	ug/L	1.0	0.060	1		05/11/16 00:19	71-43-2	
Bromodichloromethane	ND	ug/L	1.0	0.19	1		05/11/16 00:19	75-27-4	
Bromoform	ND	ug/L	1.0	0.070	1		05/11/16 00:19	75-25-2	
Bromomethane	ND	ug/L	5.0	0.16	1		05/11/16 00:19	74-83-9	
2-Butanone (MEK)	ND	ug/L	10.0	0.59	1		05/11/16 00:19	78-93-3	
Carbon disulfide	ND	ug/L	5.0	0.12	1		05/11/16 00:19	75-15-0	
Carbon tetrachloride	ND	ug/L	1.0	0.18	1		05/11/16 00:19	56-23-5	
Chlorobenzene	ND	ug/L	1.0	0.21	1		05/11/16 00:19	108-90-7	
Chloroethane	ND	ug/L	1.0	0.15	1		05/11/16 00:19	75-00-3	
Chloroform	**0.27J**	ug/L	1.0	0.14	1		05/11/16 00:19	67-66-3	B
Chloromethane	ND	ug/L	1.0	0.080	1		05/11/16 00:19	74-87-3	
Dibromochloromethane	ND	ug/L	1.0	0.21	1		05/11/16 00:19	124-48-1	
1,1-Dichloroethane	**1.5**	ug/L	1.0	0.050	1		05/11/16 00:19	75-34-3	
1,2-Dichloroethane	ND	ug/L	1.0	0.12	1		05/11/16 00:19	107-06-2	
1,1-Dichloroethene	**4.4**	ug/L	1.0	0.20	1		05/11/16 00:19	75-35-4	
cis-1,2-Dichloroethene	**37.8**	ug/L	1.0	0.080	1		05/11/16 00:19	156-59-2	
trans-1,2-Dichloroethene	**0.44J**	ug/L	1.0	0.20	1		05/11/16 00:19	156-60-5	
1,2-Dichloropropane	ND	ug/L	1.0	0.16	1		05/11/16 00:19	78-87-5	
cis-1,3-Dichloropropene	ND	ug/L	1.0	0.14	1		05/11/16 00:19	10061-01-5	
trans-1,3-Dichloropropene	ND	ug/L	1.0	0.12	1		05/11/16 00:19	10061-02-6	
Ethylbenzene	ND	ug/L	1.0	0.18	1		05/11/16 00:19	100-41-4	
2-Hexanone	ND	ug/L	10.0	1.2	1		05/11/16 00:19	591-78-6	
Methylene chloride	ND	ug/L	1.0	0.15	1		05/11/16 00:19	75-09-2	
4-Methyl-2-pentanone (MIBK)	ND	ug/L	10.0	0.42	1		05/11/16 00:19	108-10-1	
Styrene	ND	ug/L	1.0	0.12	1		05/11/16 00:19	100-42-5	
1,1,2,2-Tetrachloroethane	ND	ug/L	1.0	0.15	1		05/11/16 00:19	79-34-5	
Tetrachloroethene	**1.8**	ug/L	1.0	0.10	1		05/11/16 00:19	127-18-4	
Toluene	ND	ug/L	1.0	0.17	1		05/11/16 00:19	108-88-3	
1,1,1-Trichloroethane	ND	ug/L	1.0	0.11	1		05/11/16 00:19	71-55-6	
1,1,2-Trichloroethane	ND	ug/L	1.0	0.20	1		05/11/16 00:19	79-00-5	
Trichloroethene	**530**	ug/L	10.0	1.7	10		05/11/16 00:33	79-01-6	
Vinyl chloride	**0.23J**	ug/L	1.0	0.13	1		05/11/16 00:19	75-01-4	
Xylene (Total)	ND	ug/L	3.0	0.42	1		05/11/16 00:19	1330-20-7	
Surrogates									
4-Bromofluorobenzene (S)	98	%	77-130		1		05/11/16 00:19	460-00-4	
1,2-Dichloroethane-d4 (S)	96	%	81-127		1		05/11/16 00:19	17060-07-0	
Toluene-d8 (S)	94	%	80-120		1		05/11/16 00:19	2037-26-5	
Preservation pH	**1.0**		0.10	0.10	1		05/11/16 00:19		

REPORT OF LABORATORY ANALYSIS

This report shall not be reproduced, except in full,
without the written consent of Pace Analytical Services, Inc..

Pace Analytical Services, Inc.
9608 Loiret Blvd.
Lenexa, KS 66219
(913)599-5665

ANALYTICAL RESULTS

Project: FORT SMITH, AR
Pace Project No.: 60218387

Sample: MW-91-201605 **Lab ID: 60218387019** Collected: 05/04/16 16:30 Received: 05/05/16 05:06 Matrix: Water

Parameters	Results	Units	Report Limit	MDL	DF	Prepared	Analyzed	CAS No.	Qual
2320B Alkalinity	Analytical Method: SM 2320B								
Alkalinity,Bicarbonate (CaCO3)	**39.9**	mg/L	20.0	2.0	1		05/16/16 09:24		
Alkalinity, Carbonate (CaCO3)	ND	mg/L	20.0	2.0	1		05/16/16 09:24		
Alkalinity, Total as CaCO3	**39.9**	mg/L	20.0	2.0	1		05/16/16 09:24		
Iron, Ferric (Calculation)	Analytical Method: SM 3500-Fe B#4								
Iron, Ferric	**0.89**	mg/L	0.20		1		05/17/16 00:00	7439-89-6	
4500H+ pH, Electrometric	Analytical Method: SM 4500-H+B								
pH at 25 Degrees C	**6.0**	Std. Units	0.10	0.10	1		05/17/16 00:00		H6
4500S2D Sulfide, Total	Analytical Method: SM 4500-S-2 D								
Sulfide, Total	ND	mg/L	0.050	0.012	1		05/11/16 11:16	18496-25-8	
300.0 IC Anions 28 Days	Analytical Method: EPA 300.0								
Chloride	**47.4**	mg/L	5.0	2.5	5		05/11/16 00:10	16887-00-6	
Sulfate	**11.2**	mg/L	1.0	0.25	1		05/10/16 23:54	14808-79-8	
350.1 Ammonia	Analytical Method: EPA 350.1								
Nitrogen, Ammonia	**0.057J**	mg/L	0.10	0.046	1		05/09/16 19:18	7664-41-7	
353.2 Nitrogen, NO2/NO3 unpres	Analytical Method: EPA 353.2								
Nitrogen, Nitrate	**3.9**	mg/L	0.10	0.012	1		05/05/16 16:46		
Nitrogen, Nitrite	ND	mg/L	0.10	0.010	1		05/05/16 16:46		
Nitrogen, NO2 plus NO3	**3.9**	mg/L	0.10	0.012	1		05/05/16 16:46		
Total Carbon Dioxide Calc	Analytical Method: SM 4500-CO2 D								
Carbon Dioxide Calculation	**123**	mg/L	20.0	20.0	1		05/17/16 00:00		
5310C TOC	Analytical Method: SM 5310C								
Total Organic Carbon	**0.91J**	mg/L	1.0	0.054	1		05/11/16 17:38	7440-44-0	B
SM4500P-E, Total Phosphorus	Analytical Method: SM 4500-P E Preparation Method: SM4500-P B								
Phosphate as P04	**0.066**	mg/L	0.030	0.010	1	05/16/16 07:17	05/16/16 12:37		

REPORT OF LABORATORY ANALYSIS

This report shall not be reproduced, except in full,
without the written consent of Pace Analytical Services, Inc..

Pace Analytical Services, Inc.
9608 Loiret Blvd.
Lenexa, KS 66219
(913)599-5665

ANALYTICAL RESULTS

Project: FORT SMITH, AR
Pace Project No.: 60218387

Sample: MW-90-201605 **Lab ID: 60218387020** Collected: 05/04/16 16:25 Received: 05/05/16 05:06 Matrix: Water

Parameters	Results	Units	Report Limit	MDL	DF	Prepared	Analyzed	CAS No.	Qual
Alcohol by Direct Inject GCFID	Analytical Method: EPA 8015 - Alcohol								
2-Chloroethanol	ND	ug/L	10000	1530	1		05/11/16 21:02	107-07-3	
6010 MET ICP	Analytical Method: EPA 6010 Preparation Method: EPA 3010								
Iron	**429**	ug/L	50.0	8.8	1	05/05/16 15:40	05/06/16 13:32	7439-89-6	
Manganese	**71.2**	ug/L	5.0	0.25	1	05/05/16 15:40	05/06/16 13:32	7439-96-5	
8260 MSV	Analytical Method: EPA 5030B/8260								
Acetone	**5.0J**	ug/L	10.0	1.9	1		05/10/16 21:55	67-64-1	M1,R1
Benzene	ND	ug/L	1.0	0.060	1		05/10/16 21:55	71-43-2	
Bromodichloromethane	ND	ug/L	1.0	0.19	1		05/10/16 21:55	75-27-4	
Bromoform	ND	ug/L	1.0	0.070	1		05/10/16 21:55	75-25-2	
Bromomethane	ND	ug/L	5.0	0.16	1		05/10/16 21:55	74-83-9	
2-Butanone (MEK)	ND	ug/L	10.0	0.59	1		05/10/16 21:55	78-93-3	
Carbon disulfide	**0.23J**	ug/L	5.0	0.12	1		05/10/16 21:55	75-15-0	
Carbon tetrachloride	ND	ug/L	1.0	0.18	1		05/10/16 21:55	56-23-5	
Chlorobenzene	ND	ug/L	1.0	0.21	1		05/10/16 21:55	108-90-7	
Chloroethane	ND	ug/L	1.0	0.15	1		05/10/16 21:55	75-00-3	
Chloroform	ND	ug/L	1.0	0.14	1		05/10/16 21:55	67-66-3	
Chloromethane	ND	ug/L	1.0	0.080	1		05/10/16 21:55	74-87-3	
Dibromochloromethane	ND	ug/L	1.0	0.21	1		05/10/16 21:55	124-48-1	
1,1-Dichloroethane	ND	ug/L	1.0	0.050	1		05/10/16 21:55	75-34-3	
1,2-Dichloroethane	ND	ug/L	1.0	0.12	1		05/10/16 21:55	107-06-2	
1,1-Dichloroethene	ND	ug/L	1.0	0.20	1		05/10/16 21:55	75-35-4	
cis-1,2-Dichloroethene	ND	ug/L	1.0	0.080	1		05/10/16 21:55	156-59-2	
trans-1,2-Dichloroethene	ND	ug/L	1.0	0.20	1		05/10/16 21:55	156-60-5	
1,2-Dichloropropane	ND	ug/L	1.0	0.16	1		05/10/16 21:55	78-87-5	
cis-1,3-Dichloropropene	ND	ug/L	1.0	0.14	1		05/10/16 21:55	10061-01-5	
trans-1,3-Dichloropropene	ND	ug/L	1.0	0.12	1		05/10/16 21:55	10061-02-6	
Ethylbenzene	ND	ug/L	1.0	0.18	1		05/10/16 21:55	100-41-4	
2-Hexanone	ND	ug/L	10.0	1.2	1		05/10/16 21:55	591-78-6	
Methylene chloride	ND	ug/L	1.0	0.15	1		05/10/16 21:55	75-09-2	
4-Methyl-2-pentanone (MIBK)	ND	ug/L	10.0	0.42	1		05/10/16 21:55	108-10-1	
Styrene	ND	ug/L	1.0	0.12	1		05/10/16 21:55	100-42-5	
1,1,2,2-Tetrachloroethane	ND	ug/L	1.0	0.15	1		05/10/16 21:55	79-34-5	
Tetrachloroethene	ND	ug/L	1.0	0.10	1		05/10/16 21:55	127-18-4	
Toluene	ND	ug/L	1.0	0.17	1		05/10/16 21:55	108-88-3	
1,1,1-Trichloroethane	ND	ug/L	1.0	0.11	1		05/10/16 21:55	71-55-6	
1,1,2-Trichloroethane	ND	ug/L	1.0	0.20	1		05/10/16 21:55	79-00-5	
Trichloroethene	ND	ug/L	1.0	0.17	1		05/10/16 21:55	79-01-6	
Vinyl chloride	ND	ug/L	1.0	0.13	1		05/10/16 21:55	75-01-4	
Xylene (Total)	ND	ug/L	3.0	0.42	1		05/10/16 21:55	1330-20-7	
Surrogates									
4-Bromofluorobenzene (S)	96	%	77-130		1		05/10/16 21:55	460-00-4	
1,2-Dichloroethane-d4 (S)	100	%	81-127		1		05/10/16 21:55	17060-07-0	
Toluene-d8 (S)	96	%	80-120		1		05/10/16 21:55	2037-26-5	
Preservation pH	**1.0**		0.10	0.10	1		05/10/16 21:55		

REPORT OF LABORATORY ANALYSIS

This report shall not be reproduced, except in full,
without the written consent of Pace Analytical Services, Inc..

Pace Analytical Services, Inc.
9608 Loiret Blvd.
Lenexa, KS 66219
(913)599-5665

ANALYTICAL RESULTS

Project: FORT SMITH, AR
Pace Project No.: 60218387

Sample: MW-90-201605 **Lab ID: 60218387020** Collected: 05/04/16 16:25 Received: 05/05/16 05:06 Matrix: Water

Parameters	Results	Units	Report Limit	MDL	DF	Prepared	Analyzed	CAS No.	Qual
2320B Alkalinity	Analytical Method: SM 2320B								
Alkalinity,Bicarbonate (CaCO3)	**117**	mg/L	20.0	2.0	1		05/16/16 09:24		
Alkalinity, Carbonate (CaCO3)	ND	mg/L	20.0	2.0	1		05/16/16 09:24		
Alkalinity, Total as CaCO3	**117**	mg/L	20.0	2.0	1		05/16/16 09:24		
Iron, Ferric (Calculation)	Analytical Method: SM 3500-Fe B#4								
Iron, Ferric	**0.43**	mg/L	0.20		1		05/17/16 00:00	7439-89-6	
4500H+ pH, Electrometric	Analytical Method: SM 4500-H+B								
pH at 25 Degrees C	**6.3**	Std. Units	0.10	0.10	1		05/17/16 00:00		H6
4500S2D Sulfide, Total	Analytical Method: SM 4500-S-2 D								
Sulfide, Total	ND	mg/L	0.050	0.012	1		05/11/16 11:16	18496-25-8	
300.0 IC Anions 28 Days	Analytical Method: EPA 300.0								
Chloride	**105**	mg/L	10.0	5.0	10		05/11/16 00:58	16887-00-6	
Sulfate	**20.7**	mg/L	2.0	0.50	2		05/11/16 00:26	14808-79-8	
350.1 Ammonia	Analytical Method: EPA 350.1								
Nitrogen, Ammonia	ND	mg/L	0.10	0.046	1		05/09/16 19:20	7664-41-7	
353.2 Nitrogen, NO2/NO3 unpres	Analytical Method: EPA 353.2								
Nitrogen, Nitrate	ND	mg/L	0.10	0.012	1		05/05/16 16:44		
Nitrogen, Nitrite	ND	mg/L	0.10	0.010	1		05/05/16 16:44		
Nitrogen, NO2 plus NO3	ND	mg/L	0.10	0.012	1		05/05/16 16:44		
Total Carbon Dioxide Calc	Analytical Method: SM 4500-CO2 D								
Carbon Dioxide Calculation	**224**	mg/L	20.0	20.0	1		05/17/16 00:00		
5310C TOC	Analytical Method: SM 5310C								
Total Organic Carbon	**2.5**	mg/L	1.0	0.054	1		05/11/16 17:51	7440-44-0	B
SM4500P-E, Total Phosphorus	Analytical Method: SM 4500-P E Preparation Method: SM4500-P B								
Phosphate as P04	**0.069**	mg/L	0.030	0.010	1	05/16/16 07:17	05/16/16 12:38		

REPORT OF LABORATORY ANALYSIS

This report shall not be reproduced, except in full,
without the written consent of Pace Analytical Services, Inc..

Pace Analytical Services, Inc.
9608 Loiret Blvd.
Lenexa, KS 66219
(913)599-5665

ANALYTICAL RESULTS

Project: FORT SMITH, AR
Pace Project No.: 60218387

Sample: MW-28-201605 **Lab ID: 60218387021** Collected: 05/04/16 13:50 Received: 05/05/16 05:06 Matrix: Water

Parameters	Results	Units	Report Limit	MDL	DF	Prepared	Analyzed	CAS No.	Qual
Alcohol by Direct Inject GCFID	Analytical Method: EPA 8015 - Alcohol								
2-Chloroethanol	ND	ug/L	10000	1530	1		05/11/16 10:41	107-07-3	
6010 MET ICP	Analytical Method: EPA 6010 Preparation Method: EPA 3010								
Iron	**167**	ug/L	50.0	8.8	1	05/05/16 15:45	05/06/16 13:17	7439-89-6	
Manganese	**43.1**	ug/L	5.0	0.25	1	05/05/16 15:45	05/06/16 13:17	7439-96-5	
8260 MSV	Analytical Method: EPA 5030B/8260								
Acetone	ND	ug/L	10.0	1.9	1		05/10/16 22:10	67-64-1	
Benzene	ND	ug/L	1.0	0.060	1		05/10/16 22:10	71-43-2	
Bromodichloromethane	ND	ug/L	1.0	0.19	1		05/10/16 22:10	75-27-4	
Bromoform	ND	ug/L	1.0	0.070	1		05/10/16 22:10	75-25-2	
Bromomethane	ND	ug/L	5.0	0.16	1		05/10/16 22:10	74-83-9	
2-Butanone (MEK)	ND	ug/L	10.0	0.59	1		05/10/16 22:10	78-93-3	
Carbon disulfide	ND	ug/L	5.0	0.12	1		05/10/16 22:10	75-15-0	
Carbon tetrachloride	ND	ug/L	1.0	0.18	1		05/10/16 22:10	56-23-5	
Chlorobenzene	ND	ug/L	1.0	0.21	1		05/10/16 22:10	108-90-7	
Chloroethane	ND	ug/L	1.0	0.15	1		05/10/16 22:10	75-00-3	
Chloroform	ND	ug/L	1.0	0.14	1		05/10/16 22:10	67-66-3	R1
Chloromethane	ND	ug/L	1.0	0.080	1		05/10/16 22:10	74-87-3	
Dibromochloromethane	ND	ug/L	1.0	0.21	1		05/10/16 22:10	124-48-1	
1,1-Dichloroethane	ND	ug/L	1.0	0.050	1		05/10/16 22:10	75-34-3	R1
1,2-Dichloroethane	ND	ug/L	1.0	0.12	1		05/10/16 22:10	107-06-2	
1,1-Dichloroethene	ND	ug/L	1.0	0.20	1		05/10/16 22:10	75-35-4	
cis-1,2-Dichloroethene	ND	ug/L	1.0	0.080	1		05/10/16 22:10	156-59-2	
trans-1,2-Dichloroethene	ND	ug/L	1.0	0.20	1		05/10/16 22:10	156-60-5	
1,2-Dichloropropane	ND	ug/L	1.0	0.16	1		05/10/16 22:10	78-87-5	
cis-1,3-Dichloropropene	ND	ug/L	1.0	0.14	1		05/10/16 22:10	10061-01-5	
trans-1,3-Dichloropropene	ND	ug/L	1.0	0.12	1		05/10/16 22:10	10061-02-6	
Ethylbenzene	ND	ug/L	1.0	0.18	1		05/10/16 22:10	100-41-4	
2-Hexanone	ND	ug/L	10.0	1.2	1		05/10/16 22:10	591-78-6	
Methylene chloride	ND	ug/L	1.0	0.15	1		05/10/16 22:10	75-09-2	
4-Methyl-2-pentanone (MIBK)	ND	ug/L	10.0	0.42	1		05/10/16 22:10	108-10-1	
Styrene	ND	ug/L	1.0	0.12	1		05/10/16 22:10	100-42-5	
1,1,2,2-Tetrachloroethane	ND	ug/L	1.0	0.15	1		05/10/16 22:10	79-34-5	
Tetrachloroethene	ND	ug/L	1.0	0.10	1		05/10/16 22:10	127-18-4	
Toluene	ND	ug/L	1.0	0.17	1		05/10/16 22:10	108-88-3	
1,1,1-Trichloroethane	ND	ug/L	1.0	0.11	1		05/10/16 22:10	71-55-6	
1,1,2-Trichloroethane	ND	ug/L	1.0	0.20	1		05/10/16 22:10	79-00-5	
Trichloroethene	ND	ug/L	1.0	0.17	1		05/10/16 22:10	79-01-6	
Vinyl chloride	ND	ug/L	1.0	0.13	1		05/10/16 22:10	75-01-4	
Xylene (Total)	ND	ug/L	3.0	0.42	1		05/10/16 22:10	1330-20-7	
Surrogates									
4-Bromofluorobenzene (S)	97	%	77-130		1		05/10/16 22:10	460-00-4	
1,2-Dichloroethane-d4 (S)	93	%	81-127		1		05/10/16 22:10	17060-07-0	
Toluene-d8 (S)	96	%	80-120		1		05/10/16 22:10	2037-26-5	
Preservation pH	**1.0**		0.10	0.10	1		05/10/16 22:10		

REPORT OF LABORATORY ANALYSIS

This report shall not be reproduced, except in full,
without the written consent of Pace Analytical Services, Inc..

Pace Analytical Services, Inc.
9608 Loiret Blvd.
Lenexa, KS 66219
(913)599-5665

ANALYTICAL RESULTS

Project: FORT SMITH, AR
Pace Project No.: 60218387

Sample: MW-28-201605 **Lab ID: 60218387021** Collected: 05/04/16 13:50 Received: 05/05/16 05:06 Matrix: Water

Parameters	Results	Units	Report Limit	MDL	DF	Prepared	Analyzed	CAS No.	Qual
2320B Alkalinity	Analytical Method: SM 2320B								
Alkalinity,Bicarbonate (CaCO3)	**87.5**	mg/L	20.0	2.0	1		05/16/16 09:24		
Alkalinity, Carbonate (CaCO3)	ND	mg/L	20.0	2.0	1		05/16/16 09:24		
Alkalinity, Total as CaCO3	**87.5**	mg/L	20.0	2.0	1		05/16/16 09:24		
Iron, Ferric (Calculation)	Analytical Method: SM 3500-Fe B#4								
Iron, Ferric	ND	mg/L	0.20		1		05/17/16 00:00	7439-89-6	
4500H+ pH, Electrometric	Analytical Method: SM 4500-H+B								
pH at 25 Degrees C	**6.2**	Std. Units	0.10	0.10	1		05/17/16 00:00		H6
4500S2D Sulfide, Total	Analytical Method: SM 4500-S-2 D								
Sulfide, Total	ND	mg/L	0.050	0.012	1		05/11/16 11:17	18496-25-8	
300.0 IC Anions 28 Days	Analytical Method: EPA 300.0								
Chloride	**17.5**	mg/L	1.0	0.50	1		05/11/16 02:33	16887-00-6	
Sulfate	**34.3**	mg/L	5.0	1.2	5		05/11/16 03:21	14808-79-8	
350.1 Ammonia	Analytical Method: EPA 350.1								
Nitrogen, Ammonia	ND	mg/L	0.10	0.046	1		05/09/16 19:13	7664-41-7	
353.2 Nitrogen, NO2/NO3 unpres	Analytical Method: EPA 353.2								
Nitrogen, Nitrate	ND	mg/L	0.10	0.012	1		05/05/16 12:14		
Nitrogen, Nitrite	ND	mg/L	0.10	0.010	1		05/05/16 12:14		
Nitrogen, NO2 plus NO3	ND	mg/L	0.10	0.012	1		05/05/16 12:14		M1
Total Carbon Dioxide Calc	Analytical Method: SM 4500-CO2 D								
Carbon Dioxide Calculation	**182**	mg/L	20.0	20.0	1		05/17/16 00:00		
5310C TOC	Analytical Method: SM 5310C								
Total Organic Carbon	**0.70J**	mg/L	1.0	0.054	1		05/11/16 18:16	7440-44-0	B
SM4500P-E, Total Phosphorus	Analytical Method: SM 4500-P E Preparation Method: SM4500-P B								
Phosphate as P04	**0.13**	mg/L	0.030	0.010	1	05/16/16 07:17	05/16/16 12:38		

REPORT OF LABORATORY ANALYSIS

This report shall not be reproduced, except in full,
without the written consent of Pace Analytical Services, Inc..

Pace Analytical Services, Inc.
9608 Loiret Blvd.
Lenexa, KS 66219
(913)599-5665

ANALYTICAL RESULTS

Project: FORT SMITH, AR
Pace Project No.: 60218387

Sample: MW-186-201605 **Lab ID: 60218387022** Collected: 05/04/16 13:45 Received: 05/05/16 05:06 Matrix: Water

Parameters	Results	Units	Report Limit	MDL	DF	Prepared	Analyzed	CAS No.	Qual
Alcohol by Direct Inject GCFID	Analytical Method: EPA 8015 - Alcohol								
2-Chloroethanol	ND	ug/L	10000	1530	1		05/11/16 21:13	107-07-3	
6010 MET ICP	Analytical Method: EPA 6010 Preparation Method: EPA 3010								
Iron	**116**	ug/L	50.0	8.8	1	05/05/16 15:45	05/06/16 13:28	7439-89-6	
Manganese	**81.4**	ug/L	5.0	0.25	1	05/05/16 15:45	05/06/16 13:28	7439-96-5	
8260 MSV	Analytical Method: EPA 5030B/8260								
Acetone	ND	ug/L	10.0	1.9	1		05/10/16 22:24	67-64-1	
Benzene	ND	ug/L	1.0	0.060	1		05/10/16 22:24	71-43-2	
Bromodichloromethane	ND	ug/L	1.0	0.19	1		05/10/16 22:24	75-27-4	
Bromoform	ND	ug/L	1.0	0.070	1		05/10/16 22:24	75-25-2	
Bromomethane	ND	ug/L	5.0	0.16	1		05/10/16 22:24	74-83-9	
2-Butanone (MEK)	ND	ug/L	10.0	0.59	1		05/10/16 22:24	78-93-3	
Carbon disulfide	ND	ug/L	5.0	0.12	1		05/10/16 22:24	75-15-0	
Carbon tetrachloride	ND	ug/L	1.0	0.18	1		05/10/16 22:24	56-23-5	
Chlorobenzene	ND	ug/L	1.0	0.21	1		05/10/16 22:24	108-90-7	
Chloroethane	ND	ug/L	1.0	0.15	1		05/10/16 22:24	75-00-3	
Chloroform	ND	ug/L	1.0	0.14	1		05/10/16 22:24	67-66-3	
Chloromethane	ND	ug/L	1.0	0.080	1		05/10/16 22:24	74-87-3	
Dibromochloromethane	ND	ug/L	1.0	0.21	1		05/10/16 22:24	124-48-1	
1,1-Dichloroethane	**0.82J**	ug/L	1.0	0.050	1		05/10/16 22:24	75-34-3	
1,2-Dichloroethane	ND	ug/L	1.0	0.12	1		05/10/16 22:24	107-06-2	
1,1-Dichloroethene	**0.45J**	ug/L	1.0	0.20	1		05/10/16 22:24	75-35-4	
cis-1,2-Dichloroethene	**3.0**	ug/L	1.0	0.080	1		05/10/16 22:24	156-59-2	
trans-1,2-Dichloroethene	ND	ug/L	1.0	0.20	1		05/10/16 22:24	156-60-5	
1,2-Dichloropropane	ND	ug/L	1.0	0.16	1		05/10/16 22:24	78-87-5	
cis-1,3-Dichloropropene	ND	ug/L	1.0	0.14	1		05/10/16 22:24	10061-01-5	
trans-1,3-Dichloropropene	ND	ug/L	1.0	0.12	1		05/10/16 22:24	10061-02-6	
Ethylbenzene	ND	ug/L	1.0	0.18	1		05/10/16 22:24	100-41-4	
2-Hexanone	ND	ug/L	10.0	1.2	1		05/10/16 22:24	591-78-6	
Methylene chloride	ND	ug/L	1.0	0.15	1		05/10/16 22:24	75-09-2	
4-Methyl-2-pentanone (MIBK)	ND	ug/L	10.0	0.42	1		05/10/16 22:24	108-10-1	
Styrene	ND	ug/L	1.0	0.12	1		05/10/16 22:24	100-42-5	
1,1,2,2-Tetrachloroethane	ND	ug/L	1.0	0.15	1		05/10/16 22:24	79-34-5	
Tetrachloroethene	ND	ug/L	1.0	0.10	1		05/10/16 22:24	127-18-4	
Toluene	ND	ug/L	1.0	0.17	1		05/10/16 22:24	108-88-3	
1,1,1-Trichloroethane	ND	ug/L	1.0	0.11	1		05/10/16 22:24	71-55-6	
1,1,2-Trichloroethane	ND	ug/L	1.0	0.20	1		05/10/16 22:24	79-00-5	
Trichloroethene	**4.0**	ug/L	1.0	0.17	1		05/10/16 22:24	79-01-6	
Vinyl chloride	ND	ug/L	1.0	0.13	1		05/10/16 22:24	75-01-4	
Xylene (Total)	ND	ug/L	3.0	0.42	1		05/10/16 22:24	1330-20-7	
Surrogates									
4-Bromofluorobenzene (S)	96	%	77-130		1		05/10/16 22:24	460-00-4	
1,2-Dichloroethane-d4 (S)	94	%	81-127		1		05/10/16 22:24	17060-07-0	
Toluene-d8 (S)	93	%	80-120		1		05/10/16 22:24	2037-26-5	
Preservation pH	**1.0**		0.10	0.10	1		05/10/16 22:24		

REPORT OF LABORATORY ANALYSIS

This report shall not be reproduced, except in full,
without the written consent of Pace Analytical Services, Inc..

Pace Analytical Services, Inc.
9608 Loiret Blvd.
Lenexa, KS 66219
(913)599-5665

ANALYTICAL RESULTS

Project: FORT SMITH, AR
Pace Project No.: 60218387

Sample: MW-186-201605 **Lab ID: 60218387022** Collected: 05/04/16 13:45 Received: 05/05/16 05:06 Matrix: Water

Parameters	Results	Units	Report Limit	MDL	DF	Prepared	Analyzed	CAS No.	Qual
2320B Alkalinity	Analytical Method: SM 2320B								
Alkalinity,Bicarbonate (CaCO3)	**71.0**	mg/L	20.0	2.0	1		05/16/16 09:24		
Alkalinity, Carbonate (CaCO3)	ND	mg/L	20.0	2.0	1		05/16/16 09:24		
Alkalinity, Total as CaCO3	**71.0**	mg/L	20.0	2.0	1		05/16/16 09:24		
Iron, Ferric (Calculation)	Analytical Method: SM 3500-Fe B#4								
Iron, Ferric	ND	mg/L	0.20		1		05/17/16 00:00	7439-89-6	
4500H+ pH, Electrometric	Analytical Method: SM 4500-H+B								
pH at 25 Degrees C	**6.0**	Std. Units	0.10	0.10	1		05/17/16 00:00		H6
4500S2D Sulfide, Total	Analytical Method: SM 4500-S-2 D								
Sulfide, Total	ND	mg/L	0.050	0.012	1		05/11/16 13:51	18496-25-8	
300.0 IC Anions 28 Days	Analytical Method: EPA 300.0								
Chloride	**83.1**	mg/L	10.0	5.0	10		05/11/16 04:25	16887-00-6	
Sulfate	**108**	mg/L	10.0	2.5	10		05/11/16 04:25	14808-79-8	
350.1 Ammonia	Analytical Method: EPA 350.1								
Nitrogen, Ammonia	**0.51**	mg/L	0.10	0.046	1		05/09/16 19:23	7664-41-7	
353.2 Nitrogen, NO2/NO3 unpres	Analytical Method: EPA 353.2								
Nitrogen, Nitrate	**11.9**	mg/L	0.50	0.060	5		05/05/16 12:22		
Nitrogen, Nitrite	ND	mg/L	0.50	0.052	5		05/05/16 12:22		
Nitrogen, NO2 plus NO3	**11.9**	mg/L	0.50	0.060	5		05/05/16 12:22		
Total Carbon Dioxide Calc	Analytical Method: SM 4500-CO2 D								
Carbon Dioxide Calculation	**201**	mg/L	20.0	20.0	1		05/17/16 00:00		
5310C TOC	Analytical Method: SM 5310C								
Total Organic Carbon	**0.76J**	mg/L	1.0	0.054	1		05/11/16 18:41	7440-44-0	B
SM4500P-E, Total Phosphorus	Analytical Method: SM 4500-P E Preparation Method: SM4500-P B								
Phosphate as P04	**0.062**	mg/L	0.030	0.010	1	05/16/16 07:17	05/16/16 12:38		

REPORT OF LABORATORY ANALYSIS

This report shall not be reproduced, except in full,
without the written consent of Pace Analytical Services, Inc..

Pace Analytical Services, Inc.
9608 Loiret Blvd.
Lenexa, KS 66219
(913)599-5665

ANALYTICAL RESULTS

Project: FORT SMITH, AR
Pace Project No.: 60218387

Sample: MW-24-201605 **Lab ID: 60218387023** Collected: 05/04/16 17:00 Received: 05/05/16 05:06 Matrix: Water

Parameters	Results	Units	Report Limit	MDL	DF	Prepared	Analyzed	CAS No.	Qual
Alcohol by Direct Inject GCFID	Analytical Method: EPA 8015 - Alcohol								
2-Chloroethanol	ND	ug/L	10000	1530	1		05/11/16 21:25	107-07-3	
6010 MET ICP	Analytical Method: EPA 6010 Preparation Method: EPA 3010								
Iron	**374**	ug/L	50.0	8.8	1	05/05/16 15:45	05/06/16 13:31	7439-89-6	
Manganese	**265**	ug/L	5.0	0.25	1	05/05/16 15:45	05/06/16 13:31	7439-96-5	
8260 MSV	Analytical Method: EPA 5030B/8260								
Acetone	**80.2**	ug/L	10.0	1.9	1		05/10/16 23:36	67-64-1	
Benzene	ND	ug/L	1.0	0.060	1		05/10/16 23:36	71-43-2	
Bromodichloromethane	**0.36J**	ug/L	1.0	0.19	1		05/10/16 23:36	75-27-4	
Bromoform	**20.8**	ug/L	1.0	0.070	1		05/10/16 23:36	75-25-2	
Bromomethane	**31.4**	ug/L	5.0	0.16	1		05/10/16 23:36	74-83-9	
2-Butanone (MEK)	ND	ug/L	10.0	0.59	1		05/10/16 23:36	78-93-3	
Carbon disulfide	ND	ug/L	5.0	0.12	1		05/10/16 23:36	75-15-0	
Carbon tetrachloride	ND	ug/L	1.0	0.18	1		05/10/16 23:36	56-23-5	
Chlorobenzene	ND	ug/L	1.0	0.21	1		05/10/16 23:36	108-90-7	
Chloroethane	ND	ug/L	1.0	0.15	1		05/10/16 23:36	75-00-3	
Chloroform	**0.17J**	ug/L	1.0	0.14	1		05/10/16 23:36	67-66-3	B
Chloromethane	**33.3**	ug/L	1.0	0.080	1		05/10/16 23:36	74-87-3	
Dibromochloromethane	**1.1**	ug/L	1.0	0.21	1		05/10/16 23:36	124-48-1	
1,1-Dichloroethane	ND	ug/L	1.0	0.050	1		05/10/16 23:36	75-34-3	
1,2-Dichloroethane	ND	ug/L	1.0	0.12	1		05/10/16 23:36	107-06-2	
1,1-Dichloroethene	ND	ug/L	1.0	0.20	1		05/10/16 23:36	75-35-4	
cis-1,2-Dichloroethene	**0.27J**	ug/L	1.0	0.080	1		05/10/16 23:36	156-59-2	
trans-1,2-Dichloroethene	ND	ug/L	1.0	0.20	1		05/10/16 23:36	156-60-5	
1,2-Dichloropropane	ND	ug/L	1.0	0.16	1		05/10/16 23:36	78-87-5	
cis-1,3-Dichloropropene	ND	ug/L	1.0	0.14	1		05/10/16 23:36	10061-01-5	
trans-1,3-Dichloropropene	ND	ug/L	1.0	0.12	1		05/10/16 23:36	10061-02-6	
Ethylbenzene	ND	ug/L	1.0	0.18	1		05/10/16 23:36	100-41-4	
2-Hexanone	ND	ug/L	10.0	1.2	1		05/10/16 23:36	591-78-6	
Methylene chloride	ND	ug/L	1.0	0.15	1		05/10/16 23:36	75-09-2	
4-Methyl-2-pentanone (MIBK)	ND	ug/L	10.0	0.42	1		05/10/16 23:36	108-10-1	
Styrene	ND	ug/L	1.0	0.12	1		05/10/16 23:36	100-42-5	
1,1,2,2-Tetrachloroethane	ND	ug/L	1.0	0.15	1		05/10/16 23:36	79-34-5	
Tetrachloroethene	**0.31J**	ug/L	1.0	0.10	1		05/10/16 23:36	127-18-4	
Toluene	ND	ug/L	1.0	0.17	1		05/10/16 23:36	108-88-3	
1,1,1-Trichloroethane	ND	ug/L	1.0	0.11	1		05/10/16 23:36	71-55-6	
1,1,2-Trichloroethane	ND	ug/L	1.0	0.20	1		05/10/16 23:36	79-00-5	
Trichloroethene	**23.8**	ug/L	1.0	0.17	1		05/10/16 23:36	79-01-6	
Vinyl chloride	ND	ug/L	1.0	0.13	1		05/10/16 23:36	75-01-4	
Xylene (Total)	ND	ug/L	3.0	0.42	1		05/10/16 23:36	1330-20-7	
Surrogates									
4-Bromofluorobenzene (S)	98	%	77-130		1		05/10/16 23:36	460-00-4	
1,2-Dichloroethane-d4 (S)	100	%	81-127		1		05/10/16 23:36	17060-07-0	
Toluene-d8 (S)	51	%	80-120		1		05/10/16 23:36	2037-26-5	S0, S8
Preservation pH	**1.0**		0.10	0.10	1		05/10/16 23:36		

REPORT OF LABORATORY ANALYSIS

This report shall not be reproduced, except in full,
without the written consent of Pace Analytical Services, Inc..

Pace Analytical Services, Inc.
9608 Loiret Blvd.
Lenexa, KS 66219
(913)599-5665

ANALYTICAL RESULTS

Project: FORT SMITH, AR
Pace Project No.: 60218387

Sample: MW-24-201605 **Lab ID: 60218387023** Collected: 05/04/16 17:00 Received: 05/05/16 05:06 Matrix: Water

Parameters	Results	Units	Report Limit	MDL	DF	Prepared	Analyzed	CAS No.	Qual
2320B Alkalinity	Analytical Method: SM 2320B								
Alkalinity,Bicarbonate (CaCO3)	ND	mg/L	20.0	2.0	1		05/16/16 09:24		
Alkalinity, Carbonate (CaCO3)	ND	mg/L	20.0	2.0	1		05/16/16 09:24		
Alkalinity, Total as CaCO3	ND	mg/L	20.0	2.0	1		05/16/16 09:24		
Iron, Ferric (Calculation)	Analytical Method: SM 3500-Fe B#4								
Iron, Ferric	**0.37**	mg/L	0.20		1		05/17/16 00:00	7439-89-6	
4500H+ pH, Electrometric	Analytical Method: SM 4500-H+B								
pH at 25 Degrees C	**4.4**	Std. Units	0.10	0.10	1		05/17/16 00:00		H6
4500S2D Sulfide, Total	Analytical Method: SM 4500-S-2 D								
Sulfide, Total	ND	mg/L	0.050	0.012	1		05/11/16 14:07	18496-25-8	
300.0 IC Anions 28 Days	Analytical Method: EPA 300.0								
Chloride	**309**	mg/L	50.0	25.0	50		05/11/16 04:41	16887-00-6	
Sulfate	**1300**	mg/L	200	49.5	200		05/11/16 05:28	14808-79-8	
350.1 Ammonia	Analytical Method: EPA 350.1								
Nitrogen, Ammonia	ND	mg/L	0.10	0.046	1		05/09/16 19:26	7664-41-7	
353.2 Nitrogen, NO2/NO3 unpres	Analytical Method: EPA 353.2								
Nitrogen, Nitrate	**2.2**	mg/L	0.10	0.012	1		05/05/16 16:50		
Nitrogen, Nitrite	ND	mg/L	0.10	0.010	1		05/05/16 16:50		
Nitrogen, NO2 plus NO3	**2.2**	mg/L	0.10	0.012	1		05/05/16 16:50		
Total Carbon Dioxide Calc	Analytical Method: SM 4500-CO2 D								
Carbon Dioxide Calculation	ND	mg/L	20.0	20.0	1		05/17/16 00:00		
5310C TOC	Analytical Method: SM 5310C								
Total Organic Carbon	**0.66J**	mg/L	1.0	0.054	1		05/11/16 19:19	7440-44-0	B
SM4500P-E, Total Phosphorus	Analytical Method: SM 4500-P E Preparation Method: SM4500-P B								
Phosphate as P04	**0.19**	mg/L	0.030	0.010	1	05/16/16 07:17	05/16/16 12:39		

REPORT OF LABORATORY ANALYSIS

This report shall not be reproduced, except in full,
without the written consent of Pace Analytical Services, Inc..

Pace Analytical Services, Inc.
9608 Loiret Blvd.
Lenexa, KS 66219
(913)599-5665

ANALYTICAL RESULTS

Project: FORT SMITH, AR
Pace Project No.: 60218387

Sample: MW-190-201605 **Lab ID: 60218387024** Collected: 05/04/16 16:42 Received: 05/05/16 05:06 Matrix: Water

Parameters	Results	Units	Report Limit	MDL	DF	Prepared	Analyzed	CAS No.	Qual
Alcohol by Direct Inject GCFID	Analytical Method: EPA 8015 - Alcohol								
2-Chloroethanol	ND	ug/L	10000	1530	1		05/11/16 21:47	107-07-3	
6010 MET ICP	Analytical Method: EPA 6010 Preparation Method: EPA 3010								
Iron	**797**	ug/L	50.0	8.8	1	05/05/16 15:45	05/06/16 13:35	7439-89-6	
Manganese	**23.6**	ug/L	5.0	0.25	1	05/05/16 15:45	05/06/16 13:35	7439-96-5	
8260 MSV	Analytical Method: EPA 5030B/8260								
Acetone	ND	ug/L	10.0	1.9	1		05/10/16 22:38	67-64-1	
Benzene	ND	ug/L	1.0	0.060	1		05/10/16 22:38	71-43-2	
Bromodichloromethane	ND	ug/L	1.0	0.19	1		05/10/16 22:38	75-27-4	
Bromoform	ND	ug/L	1.0	0.070	1		05/10/16 22:38	75-25-2	
Bromomethane	ND	ug/L	5.0	0.16	1		05/10/16 22:38	74-83-9	
2-Butanone (MEK)	ND	ug/L	10.0	0.59	1		05/10/16 22:38	78-93-3	
Carbon disulfide	ND	ug/L	5.0	0.12	1		05/10/16 22:38	75-15-0	
Carbon tetrachloride	ND	ug/L	1.0	0.18	1		05/10/16 22:38	56-23-5	
Chlorobenzene	ND	ug/L	1.0	0.21	1		05/10/16 22:38	108-90-7	
Chloroethane	ND	ug/L	1.0	0.15	1		05/10/16 22:38	75-00-3	
Chloroform	ND	ug/L	1.0	0.14	1		05/10/16 22:38	67-66-3	
Chloromethane	ND	ug/L	1.0	0.080	1		05/10/16 22:38	74-87-3	
Dibromochloromethane	ND	ug/L	1.0	0.21	1		05/10/16 22:38	124-48-1	
1,1-Dichloroethane	ND	ug/L	1.0	0.050	1		05/10/16 22:38	75-34-3	
1,2-Dichloroethane	ND	ug/L	1.0	0.12	1		05/10/16 22:38	107-06-2	
1,1-Dichloroethene	ND	ug/L	1.0	0.20	1		05/10/16 22:38	75-35-4	
cis-1,2-Dichloroethene	ND	ug/L	1.0	0.080	1		05/10/16 22:38	156-59-2	
trans-1,2-Dichloroethene	ND	ug/L	1.0	0.20	1		05/10/16 22:38	156-60-5	
1,2-Dichloropropane	ND	ug/L	1.0	0.16	1		05/10/16 22:38	78-87-5	
cis-1,3-Dichloropropene	ND	ug/L	1.0	0.14	1		05/10/16 22:38	10061-01-5	
trans-1,3-Dichloropropene	ND	ug/L	1.0	0.12	1		05/10/16 22:38	10061-02-6	
Ethylbenzene	ND	ug/L	1.0	0.18	1		05/10/16 22:38	100-41-4	
2-Hexanone	ND	ug/L	10.0	1.2	1		05/10/16 22:38	591-78-6	
Methylene chloride	ND	ug/L	1.0	0.15	1		05/10/16 22:38	75-09-2	
4-Methyl-2-pentanone (MIBK)	ND	ug/L	10.0	0.42	1		05/10/16 22:38	108-10-1	
Styrene	ND	ug/L	1.0	0.12	1		05/10/16 22:38	100-42-5	
1,1,2,2-Tetrachloroethane	ND	ug/L	1.0	0.15	1		05/10/16 22:38	79-34-5	
Tetrachloroethene	ND	ug/L	1.0	0.10	1		05/10/16 22:38	127-18-4	
Toluene	ND	ug/L	1.0	0.17	1		05/10/16 22:38	108-88-3	
1,1,1-Trichloroethane	ND	ug/L	1.0	0.11	1		05/10/16 22:38	71-55-6	
1,1,2-Trichloroethane	ND	ug/L	1.0	0.20	1		05/10/16 22:38	79-00-5	
Trichloroethene	ND	ug/L	1.0	0.17	1		05/10/16 22:38	79-01-6	
Vinyl chloride	ND	ug/L	1.0	0.13	1		05/10/16 22:38	75-01-4	
Xylene (Total)	ND	ug/L	3.0	0.42	1		05/10/16 22:38	1330-20-7	
Surrogates									
4-Bromofluorobenzene (S)	97	%	77-130		1		05/10/16 22:38	460-00-4	
1,2-Dichloroethane-d4 (S)	95	%	81-127		1		05/10/16 22:38	17060-07-0	
Toluene-d8 (S)	94	%	80-120		1		05/10/16 22:38	2037-26-5	
Preservation pH	**1.0**		0.10	0.10	1		05/10/16 22:38		

REPORT OF LABORATORY ANALYSIS

This report shall not be reproduced, except in full,
without the written consent of Pace Analytical Services, Inc..

Pace Analytical Services, Inc.
9608 Loiret Blvd.
Lenexa, KS 66219
(913)599-5665

ANALYTICAL RESULTS

Project: FORT SMITH, AR
Pace Project No.: 60218387

Sample: MW-190-201605 **Lab ID: 60218387024** Collected: 05/04/16 16:42 Received: 05/05/16 05:06 Matrix: Water

Parameters	Results	Units	Report Limit	MDL	DF	Prepared	Analyzed	CAS No.	Qual
2320B Alkalinity	Analytical Method: SM 2320B								
Alkalinity,Bicarbonate (CaCO3)	ND	mg/L	20.0	2.0	1		05/16/16 09:24		
Alkalinity, Carbonate (CaCO3)	**62.5**	mg/L	20.0	2.0	1		05/16/16 09:24		
Alkalinity, Total as CaCO3	**231**	mg/L	20.0	2.0	1		05/16/16 09:24		
Iron, Ferric (Calculation)	Analytical Method: SM 3500-Fe B#4								
Iron, Ferric	**0.33**	mg/L	0.20		1		05/17/16 00:00	7439-89-6	
4500H+ pH, Electrometric	Analytical Method: SM 4500-H+B								
pH at 25 Degrees C	**12.7**	Std. Units	0.10	0.10	1		05/17/16 00:00		H6
4500S2D Sulfide, Total	Analytical Method: SM 4500-S-2 D								
Sulfide, Total	ND	mg/L	0.050	0.012	1		05/11/16 14:09	18496-25-8	
300.0 IC Anions 28 Days	Analytical Method: EPA 300.0								
Chloride	**29.4**	mg/L	2.0	1.0	2		05/11/16 06:00	16887-00-6	
Sulfate	**6.4**	mg/L	1.0	0.25	1		05/11/16 05:44	14808-79-8	
350.1 Ammonia	Analytical Method: EPA 350.1								
Nitrogen, Ammonia	**0.55**	mg/L	0.10	0.046	1		05/09/16 19:30	7664-41-7	
353.2 Nitrogen, NO2/NO3 unpres	Analytical Method: EPA 353.2								
Nitrogen, Nitrate	**1.0**	mg/L	0.10	0.012	1		05/05/16 16:47		
Nitrogen, Nitrite	ND	mg/L	0.10	0.010	1		05/05/16 16:47		
Nitrogen, NO2 plus NO3	**1.0**	mg/L	0.10	0.012	1		05/05/16 16:47		
Total Carbon Dioxide Calc	Analytical Method: SM 4500-CO2 D								
Carbon Dioxide Calculation	**27.5**	mg/L	20.0	20.0	1		05/17/16 00:00		
5310C TOC	Analytical Method: SM 5310C								
Total Organic Carbon	**1.2**	mg/L	1.0	0.054	1		05/11/16 19:32	7440-44-0	B
SM4500P-E, Total Phosphorus	Analytical Method: SM 4500-P E Preparation Method: SM4500-P B								
Phosphate as P04	**0.10**	mg/L	0.030	0.010	1	05/16/16 07:17	05/16/16 12:39		

REPORT OF LABORATORY ANALYSIS

This report shall not be reproduced, except in full,
without the written consent of Pace Analytical Services, Inc..

Pace Analytical Services, Inc.
9608 Loiret Blvd.
Lenexa, KS 66219
(913)599-5665

ANALYTICAL RESULTS

Project: FORT SMITH, AR
Pace Project No.: 60218387

Sample: MW-191-201605 **Lab ID: 60218387025** Collected: 05/04/16 13:50 Received: 05/05/16 05:06 Matrix: Water

Parameters	Results	Units	Report Limit	MDL	DF	Prepared	Analyzed	CAS No.	Qual
Alcohol by Direct Inject GCFID	Analytical Method: EPA 8015 - Alcohol								
2-Chloroethanol	ND	ug/L	10000	1530	1		05/11/16 21:58	107-07-3	
6010 MET ICP	Analytical Method: EPA 6010 Preparation Method: EPA 3010								
Iron	**810**	ug/L	50.0	8.8	1	05/05/16 15:45	05/06/16 13:39	7439-89-6	
Manganese	**182**	ug/L	5.0	0.25	1	05/05/16 15:45	05/06/16 13:39	7439-96-5	
8260 MSV	Analytical Method: EPA 5030B/8260								
Acetone	ND	ug/L	10.0	1.9	1		05/10/16 22:53	67-64-1	
Benzene	ND	ug/L	1.0	0.060	1		05/10/16 22:53	71-43-2	
Bromodichloromethane	ND	ug/L	1.0	0.19	1		05/10/16 22:53	75-27-4	
Bromoform	ND	ug/L	1.0	0.070	1		05/10/16 22:53	75-25-2	
Bromomethane	ND	ug/L	5.0	0.16	1		05/10/16 22:53	74-83-9	
2-Butanone (MEK)	ND	ug/L	10.0	0.59	1		05/10/16 22:53	78-93-3	
Carbon disulfide	ND	ug/L	5.0	0.12	1		05/10/16 22:53	75-15-0	
Carbon tetrachloride	ND	ug/L	1.0	0.18	1		05/10/16 22:53	56-23-5	
Chlorobenzene	ND	ug/L	1.0	0.21	1		05/10/16 22:53	108-90-7	
Chloroethane	ND	ug/L	1.0	0.15	1		05/10/16 22:53	75-00-3	
Chloroform	ND	ug/L	1.0	0.14	1		05/10/16 22:53	67-66-3	
Chloromethane	ND	ug/L	1.0	0.080	1		05/10/16 22:53	74-87-3	
Dibromochloromethane	ND	ug/L	1.0	0.21	1		05/10/16 22:53	124-48-1	
1,1-Dichloroethane	ND	ug/L	1.0	0.050	1		05/10/16 22:53	75-34-3	
1,2-Dichloroethane	ND	ug/L	1.0	0.12	1		05/10/16 22:53	107-06-2	
1,1-Dichloroethene	ND	ug/L	1.0	0.20	1		05/10/16 22:53	75-35-4	
cis-1,2-Dichloroethene	ND	ug/L	1.0	0.080	1		05/10/16 22:53	156-59-2	
trans-1,2-Dichloroethene	ND	ug/L	1.0	0.20	1		05/10/16 22:53	156-60-5	
1,2-Dichloropropane	ND	ug/L	1.0	0.16	1		05/10/16 22:53	78-87-5	
cis-1,3-Dichloropropene	ND	ug/L	1.0	0.14	1		05/10/16 22:53	10061-01-5	
trans-1,3-Dichloropropene	ND	ug/L	1.0	0.12	1		05/10/16 22:53	10061-02-6	
Ethylbenzene	ND	ug/L	1.0	0.18	1		05/10/16 22:53	100-41-4	
2-Hexanone	ND	ug/L	10.0	1.2	1		05/10/16 22:53	591-78-6	
Methylene chloride	ND	ug/L	1.0	0.15	1		05/10/16 22:53	75-09-2	
4-Methyl-2-pentanone (MIBK)	ND	ug/L	10.0	0.42	1		05/10/16 22:53	108-10-1	
Styrene	ND	ug/L	1.0	0.12	1		05/10/16 22:53	100-42-5	
1,1,2,2-Tetrachloroethane	ND	ug/L	1.0	0.15	1		05/10/16 22:53	79-34-5	
Tetrachloroethene	ND	ug/L	1.0	0.10	1		05/10/16 22:53	127-18-4	
Toluene	ND	ug/L	1.0	0.17	1		05/10/16 22:53	108-88-3	
1,1,1-Trichloroethane	ND	ug/L	1.0	0.11	1		05/10/16 22:53	71-55-6	
1,1,2-Trichloroethane	ND	ug/L	1.0	0.20	1		05/10/16 22:53	79-00-5	
Trichloroethene	ND	ug/L	1.0	0.17	1		05/10/16 22:53	79-01-6	
Vinyl chloride	ND	ug/L	1.0	0.13	1		05/10/16 22:53	75-01-4	
Xylene (Total)	ND	ug/L	3.0	0.42	1		05/10/16 22:53	1330-20-7	
Surrogates									
4-Bromofluorobenzene (S)	99	%	77-130		1		05/10/16 22:53	460-00-4	
1,2-Dichloroethane-d4 (S)	100	%	81-127		1		05/10/16 22:53	17060-07-0	
Toluene-d8 (S)	95	%	80-120		1		05/10/16 22:53	2037-26-5	
Preservation pH	**1.0**		0.10	0.10	1		05/10/16 22:53		

REPORT OF LABORATORY ANALYSIS

This report shall not be reproduced, except in full,
without the written consent of Pace Analytical Services, Inc..

Pace Analytical Services, Inc.
9608 Loiret Blvd.
Lenexa, KS 66219
(913)599-5665

ANALYTICAL RESULTS

Project: FORT SMITH, AR
Pace Project No.: 60218387

Sample: MW-191-201605 **Lab ID: 60218387025** Collected: 05/04/16 13:50 Received: 05/05/16 05:06 Matrix: Water

Parameters	Results	Units	Report Limit	MDL	DF	Prepared	Analyzed	CAS No.	Qual
2320B Alkalinity	Analytical Method: SM 2320B								
Alkalinity,Bicarbonate (CaCO3)	**52.4**	mg/L	20.0	2.0	1		05/16/16 09:24		
Alkalinity, Carbonate (CaCO3)	ND	mg/L	20.0	2.0	1		05/16/16 09:24		
Alkalinity, Total as CaCO3	**52.4**	mg/L	20.0	2.0	1		05/16/16 09:24		
Iron, Ferric (Calculation)	Analytical Method: SM 3500-Fe B#4								
Iron, Ferric	**0.81**	mg/L	0.20		1		05/17/16 00:00	7439-89-6	
4500H+ pH, Electrometric	Analytical Method: SM 4500-H+B								
pH at 25 Degrees C	**6.2**	Std. Units	0.10	0.10	1		05/17/16 00:00		H6
4500S2D Sulfide, Total	Analytical Method: SM 4500-S-2 D								
Sulfide, Total	ND	mg/L	0.050	0.012	1		05/11/16 14:09	18496-25-8	
300.0 IC Anions 28 Days	Analytical Method: EPA 300.0								
Chloride	**11.1**	mg/L	1.0	0.50	1		05/11/16 06:16	16887-00-6	
Sulfate	**6.7**	mg/L	1.0	0.25	1		05/11/16 06:16	14808-79-8	
350.1 Ammonia	Analytical Method: EPA 350.1								
Nitrogen, Ammonia	ND	mg/L	0.10	0.046	1		05/09/16 19:32	7664-41-7	
353.2 Nitrogen, NO2/NO3 unpres	Analytical Method: EPA 353.2								
Nitrogen, Nitrate	**5.6**	mg/L	0.20	0.024	2		05/05/16 12:23		
Nitrogen, Nitrite	ND	mg/L	0.20	0.021	2		05/05/16 12:23		
Nitrogen, NO2 plus NO3	**5.6**	mg/L	0.20	0.024	2		05/05/16 12:23		
Total Carbon Dioxide Calc	Analytical Method: SM 4500-CO2 D								
Carbon Dioxide Calculation	**105**	mg/L	20.0	20.0	1		05/17/16 00:00		
5310C TOC	Analytical Method: SM 5310C								
Total Organic Carbon	**0.36J**	mg/L	1.0	0.054	1		05/12/16 23:44	7440-44-0	B
SM4500P-E, Total Phosphorus	Analytical Method: SM 4500-P E Preparation Method: SM4500-P B								
Phosphate as P04	**0.19**	mg/L	0.030	0.010	1	05/16/16 07:17	05/16/16 12:40		

REPORT OF LABORATORY ANALYSIS

This report shall not be reproduced, except in full,
without the written consent of Pace Analytical Services, Inc..

Pace Analytical Services, Inc.
9608 Loiret Blvd.
Lenexa, KS 66219
(913)599-5665

ANALYTICAL RESULTS

Project: FORT SMITH, AR
Pace Project No.: 60218387

Sample: MW-192-201605 **Lab ID: 60218387026** Collected: 05/04/16 11:20 Received: 05/05/16 05:06 Matrix: Water

Parameters	Results	Units	Report Limit	MDL	DF	Prepared	Analyzed	CAS No.	Qual
Alcohol by Direct Inject GCFID	Analytical Method: EPA 8015 - Alcohol								
2-Chloroethanol	ND	ug/L	10000	1530	1		05/11/16 22:10	107-07-3	
6010 MET ICP	Analytical Method: EPA 6010 Preparation Method: EPA 3010								
Iron	**1130**	ug/L	50.0	8.8	1	05/05/16 15:45	05/06/16 13:43	7439-89-6	
Manganese	**139**	ug/L	5.0	0.25	1	05/05/16 15:45	05/06/16 13:43	7439-96-5	
8260 MSV	Analytical Method: EPA 5030B/8260								
Acetone	ND	ug/L	10.0	1.9	1		05/10/16 23:07	67-64-1	
Benzene	ND	ug/L	1.0	0.060	1		05/10/16 23:07	71-43-2	
Bromodichloromethane	ND	ug/L	1.0	0.19	1		05/10/16 23:07	75-27-4	
Bromoform	ND	ug/L	1.0	0.070	1		05/10/16 23:07	75-25-2	
Bromomethane	ND	ug/L	5.0	0.16	1		05/10/16 23:07	74-83-9	
2-Butanone (MEK)	ND	ug/L	10.0	0.59	1		05/10/16 23:07	78-93-3	
Carbon disulfide	ND	ug/L	5.0	0.12	1		05/10/16 23:07	75-15-0	
Carbon tetrachloride	ND	ug/L	1.0	0.18	1		05/10/16 23:07	56-23-5	
Chlorobenzene	ND	ug/L	1.0	0.21	1		05/10/16 23:07	108-90-7	
Chloroethane	ND	ug/L	1.0	0.15	1		05/10/16 23:07	75-00-3	
Chloroform	ND	ug/L	1.0	0.14	1		05/10/16 23:07	67-66-3	
Chloromethane	ND	ug/L	1.0	0.080	1		05/10/16 23:07	74-87-3	
Dibromochloromethane	ND	ug/L	1.0	0.21	1		05/10/16 23:07	124-48-1	
1,1-Dichloroethane	ND	ug/L	1.0	0.050	1		05/10/16 23:07	75-34-3	
1,2-Dichloroethane	ND	ug/L	1.0	0.12	1		05/10/16 23:07	107-06-2	
1,1-Dichloroethene	ND	ug/L	1.0	0.20	1		05/10/16 23:07	75-35-4	
cis-1,2-Dichloroethene	ND	ug/L	1.0	0.080	1		05/10/16 23:07	156-59-2	
trans-1,2-Dichloroethene	ND	ug/L	1.0	0.20	1		05/10/16 23:07	156-60-5	
1,2-Dichloropropane	ND	ug/L	1.0	0.16	1		05/10/16 23:07	78-87-5	
cis-1,3-Dichloropropene	ND	ug/L	1.0	0.14	1		05/10/16 23:07	10061-01-5	
trans-1,3-Dichloropropene	ND	ug/L	1.0	0.12	1		05/10/16 23:07	10061-02-6	
Ethylbenzene	ND	ug/L	1.0	0.18	1		05/10/16 23:07	100-41-4	
2-Hexanone	ND	ug/L	10.0	1.2	1		05/10/16 23:07	591-78-6	
Methylene chloride	ND	ug/L	1.0	0.15	1		05/10/16 23:07	75-09-2	
4-Methyl-2-pentanone (MIBK)	ND	ug/L	10.0	0.42	1		05/10/16 23:07	108-10-1	
Styrene	ND	ug/L	1.0	0.12	1		05/10/16 23:07	100-42-5	
1,1,2,2-Tetrachloroethane	ND	ug/L	1.0	0.15	1		05/10/16 23:07	79-34-5	
Tetrachloroethene	ND	ug/L	1.0	0.10	1		05/10/16 23:07	127-18-4	
Toluene	ND	ug/L	1.0	0.17	1		05/10/16 23:07	108-88-3	
1,1,1-Trichloroethane	ND	ug/L	1.0	0.11	1		05/10/16 23:07	71-55-6	
1,1,2-Trichloroethane	ND	ug/L	1.0	0.20	1		05/10/16 23:07	79-00-5	
Trichloroethene	ND	ug/L	1.0	0.17	1		05/10/16 23:07	79-01-6	
Vinyl chloride	ND	ug/L	1.0	0.13	1		05/10/16 23:07	75-01-4	
Xylene (Total)	ND	ug/L	3.0	0.42	1		05/10/16 23:07	1330-20-7	
Surrogates									
4-Bromofluorobenzene (S)	99	%	77-130		1		05/10/16 23:07	460-00-4	
1,2-Dichloroethane-d4 (S)	104	%	81-127		1		05/10/16 23:07	17060-07-0	
Toluene-d8 (S)	96	%	80-120		1		05/10/16 23:07	2037-26-5	
Preservation pH	**1.0**		0.10	0.10	1		05/10/16 23:07		

REPORT OF LABORATORY ANALYSIS

This report shall not be reproduced, except in full,
without the written consent of Pace Analytical Services, Inc..

Pace Analytical Services, Inc.
9608 Loiret Blvd.
Lenexa, KS 66219
(913)599-5665

ANALYTICAL RESULTS

Project: FORT SMITH, AR
Pace Project No.: 60218387

Sample: MW-192-201605 **Lab ID: 60218387026** Collected: 05/04/16 11:20 Received: 05/05/16 05:06 Matrix: Water

Parameters	Results	Units	Report Limit	MDL	DF	Prepared	Analyzed	CAS No.	Qual
2320B Alkalinity	Analytical Method: SM 2320B								
Alkalinity,Bicarbonate (CaCO3)	ND	mg/L	20.0	2.0	1		05/16/16 09:24		
Alkalinity, Carbonate (CaCO3)	ND	mg/L	20.0	2.0	1		05/16/16 09:24		
Alkalinity, Total as CaCO3	ND	mg/L	20.0	2.0	1		05/16/16 09:24		
Iron, Ferric (Calculation)	Analytical Method: SM 3500-Fe B#4								
Iron, Ferric	**0.97**	mg/L	0.20		1		05/17/16 00:00	7439-89-6	
4500H+ pH, Electrometric	Analytical Method: SM 4500-H+B								
pH at 25 Degrees C	**5.5**	Std. Units	0.10	0.10	1		05/17/16 00:00		H6
4500S2D Sulfide, Total	Analytical Method: SM 4500-S-2 D								
Sulfide, Total	ND	mg/L	0.050	0.012	1		05/11/16 14:09	18496-25-8	
300.0 IC Anions 28 Days	Analytical Method: EPA 300.0								
Chloride	**14.2**	mg/L	1.0	0.50	1		05/11/16 06:32	16887-00-6	
Sulfate	**5.8**	mg/L	1.0	0.25	1		05/11/16 06:32	14808-79-8	
350.1 Ammonia	Analytical Method: EPA 350.1								
Nitrogen, Ammonia	ND	mg/L	0.10	0.046	1		05/09/16 19:33	7664-41-7	
353.2 Nitrogen, NO2/NO3 unpres	Analytical Method: EPA 353.2								
Nitrogen, Nitrate	**6.1**	mg/L	0.50	0.060	5		05/05/16 12:20		
Nitrogen, Nitrite	ND	mg/L	0.50	0.052	5		05/05/16 12:20		
Nitrogen, NO2 plus NO3	**6.1**	mg/L	0.50	0.060	5		05/05/16 12:20		
Total Carbon Dioxide Calc	Analytical Method: SM 4500-CO2 D								
Carbon Dioxide Calculation	ND	mg/L	20.0	20.0	1		05/17/16 00:00		
5310C TOC	Analytical Method: SM 5310C								
Total Organic Carbon	**0.39J**	mg/L	1.0	0.054	1		05/12/16 23:57	7440-44-0	B
SM4500P-E, Total Phosphorus	Analytical Method: SM 4500-P E Preparation Method: SM4500-P B								
Phosphate as P04	**0.29**	mg/L	0.030	0.010	1	05/16/16 07:17	05/16/16 12:41		

REPORT OF LABORATORY ANALYSIS

This report shall not be reproduced, except in full,
without the written consent of Pace Analytical Services, Inc..

Pace Analytical Services, Inc.
9608 Loiret Blvd.
Lenexa, KS 66219
(913)599-5665

ANALYTICAL RESULTS

Project: FORT SMITH, AR
Pace Project No.: 60218387

Sample: MW-182-201605 **Lab ID: 60218387027** Collected: 05/04/16 17:15 Received: 05/05/16 05:06 Matrix: Water

Parameters	Results	Units	Report Limit	MDL	DF	Prepared	Analyzed	CAS No.	Qual
Alcohol by Direct Inject GCFID	Analytical Method: EPA 8015 - Alcohol								
2-Chloroethanol	ND	ug/L	10000	1530	1		05/11/16 22:21	107-07-3	
6010 MET ICP	Analytical Method: EPA 6010 Preparation Method: EPA 3010								
Iron	**94.5**	ug/L	50.0	8.8	1	05/05/16 15:45	05/06/16 13:54	7439-89-6	
Manganese	**422**	ug/L	5.0	0.25	1	05/05/16 15:45	05/06/16 13:54	7439-96-5	
8260 MSV	Analytical Method: EPA 5030B/8260								
Acetone	ND	ug/L	10.0	1.9	1		05/10/16 23:50	67-64-1	
Benzene	ND	ug/L	1.0	0.060	1		05/10/16 23:50	71-43-2	
Bromodichloromethane	ND	ug/L	1.0	0.19	1		05/10/16 23:50	75-27-4	
Bromoform	**0.41J**	ug/L	1.0	0.070	1		05/10/16 23:50	75-25-2	
Bromomethane	ND	ug/L	5.0	0.16	1		05/10/16 23:50	74-83-9	
2-Butanone (MEK)	ND	ug/L	10.0	0.59	1		05/10/16 23:50	78-93-3	
Carbon disulfide	ND	ug/L	5.0	0.12	1		05/10/16 23:50	75-15-0	
Carbon tetrachloride	ND	ug/L	1.0	0.18	1		05/10/16 23:50	56-23-5	
Chlorobenzene	**0.26J**	ug/L	1.0	0.21	1		05/10/16 23:50	108-90-7	
Chloroethane	ND	ug/L	1.0	0.15	1		05/10/16 23:50	75-00-3	
Chloroform	**0.21J**	ug/L	1.0	0.14	1		05/10/16 23:50	67-66-3	B
Chloromethane	ND	ug/L	1.0	0.080	1		05/10/16 23:50	74-87-3	
Dibromochloromethane	ND	ug/L	1.0	0.21	1		05/10/16 23:50	124-48-1	
1,1-Dichloroethane	ND	ug/L	1.0	0.050	1		05/10/16 23:50	75-34-3	
1,2-Dichloroethane	ND	ug/L	1.0	0.12	1		05/10/16 23:50	107-06-2	
1,1-Dichloroethene	**0.54J**	ug/L	1.0	0.20	1		05/10/16 23:50	75-35-4	
cis-1,2-Dichloroethene	**18.9**	ug/L	1.0	0.080	1		05/10/16 23:50	156-59-2	
trans-1,2-Dichloroethene	ND	ug/L	1.0	0.20	1		05/10/16 23:50	156-60-5	
1,2-Dichloropropane	ND	ug/L	1.0	0.16	1		05/10/16 23:50	78-87-5	
cis-1,3-Dichloropropene	ND	ug/L	1.0	0.14	1		05/10/16 23:50	10061-01-5	
trans-1,3-Dichloropropene	ND	ug/L	1.0	0.12	1		05/10/16 23:50	10061-02-6	
Ethylbenzene	ND	ug/L	1.0	0.18	1		05/10/16 23:50	100-41-4	
2-Hexanone	ND	ug/L	10.0	1.2	1		05/10/16 23:50	591-78-6	
Methylene chloride	ND	ug/L	1.0	0.15	1		05/10/16 23:50	75-09-2	
4-Methyl-2-pentanone (MIBK)	ND	ug/L	10.0	0.42	1		05/10/16 23:50	108-10-1	
Styrene	ND	ug/L	1.0	0.12	1		05/10/16 23:50	100-42-5	
1,1,2,2-Tetrachloroethane	ND	ug/L	1.0	0.15	1		05/10/16 23:50	79-34-5	
Tetrachloroethene	ND	ug/L	1.0	0.10	1		05/10/16 23:50	127-18-4	
Toluene	ND	ug/L	1.0	0.17	1		05/10/16 23:50	108-88-3	
1,1,1-Trichloroethane	ND	ug/L	1.0	0.11	1		05/10/16 23:50	71-55-6	
1,1,2-Trichloroethane	ND	ug/L	1.0	0.20	1		05/10/16 23:50	79-00-5	
Trichloroethene	**283**	ug/L	5.0	0.85	5		05/11/16 00:04	79-01-6	
Vinyl chloride	**0.31J**	ug/L	1.0	0.13	1		05/10/16 23:50	75-01-4	
Xylene (Total)	ND	ug/L	3.0	0.42	1		05/10/16 23:50	1330-20-7	
Surrogates									
4-Bromofluorobenzene (S)	96	%	77-130		1		05/10/16 23:50	460-00-4	
1,2-Dichloroethane-d4 (S)	94	%	81-127		1		05/10/16 23:50	17060-07-0	
Toluene-d8 (S)	94	%	80-120		1		05/10/16 23:50	2037-26-5	
Preservation pH	**1.0**		0.10	0.10	1		05/10/16 23:50		

REPORT OF LABORATORY ANALYSIS

This report shall not be reproduced, except in full,
without the written consent of Pace Analytical Services, Inc..

Pace Analytical Services, Inc.
9608 Loiret Blvd.
Lenexa, KS 66219
(913)599-5665

ANALYTICAL RESULTS

Project: FORT SMITH, AR
Pace Project No.: 60218387

Sample: MW-182-201605 **Lab ID: 60218387027** Collected: 05/04/16 17:15 Received: 05/05/16 05:06 Matrix: Water

Parameters	Results	Units	Report Limit	MDL	DF	Prepared	Analyzed	CAS No.	Qual
2320B Alkalinity	Analytical Method: SM 2320B								
Alkalinity,Bicarbonate (CaCO3)	**41.7**	mg/L	20.0	2.0	1		05/16/16 09:24		
Alkalinity, Carbonate (CaCO3)	ND	mg/L	20.0	2.0	1		05/16/16 09:24		
Alkalinity, Total as CaCO3	**41.7**	mg/L	20.0	2.0	1		05/16/16 09:24		
Iron, Ferric (Calculation)	Analytical Method: SM 3500-Fe B#4								
Iron, Ferric	ND	mg/L	0.20		1		05/17/16 00:00	7439-89-6	
4500H+ pH, Electrometric	Analytical Method: SM 4500-H+B								
pH at 25 Degrees C	**5.7**	Std. Units	0.10	0.10	1		05/17/16 00:00		H6
4500S2D Sulfide, Total	Analytical Method: SM 4500-S-2 D								
Sulfide, Total	ND	mg/L	0.050	0.012	1		05/11/16 14:10	18496-25-8	
300.0 IC Anions 28 Days	Analytical Method: EPA 300.0								
Chloride	**246**	mg/L	20.0	10.0	20		05/11/16 07:04	16887-00-6	
Sulfate	**19.6**	mg/L	2.0	0.50	2		05/11/16 06:48	14808-79-8	
350.1 Ammonia	Analytical Method: EPA 350.1								
Nitrogen, Ammonia	ND	mg/L	0.10	0.046	1		05/09/16 19:35	7664-41-7	
353.2 Nitrogen, NO2/NO3 unpres	Analytical Method: EPA 353.2								
Nitrogen, Nitrate	**11.8**	mg/L	0.50	0.060	5		05/05/16 16:55		
Nitrogen, Nitrite	ND	mg/L	0.50	0.052	5		05/05/16 16:55		
Nitrogen, NO2 plus NO3	**11.8**	mg/L	0.50	0.060	5		05/05/16 16:55		
Total Carbon Dioxide Calc	Analytical Method: SM 4500-CO2 D								
Carbon Dioxide Calculation	**219**	mg/L	20.0	20.0	1		05/17/16 00:00		
5310C TOC	Analytical Method: SM 5310C								
Total Organic Carbon	**0.34J**	mg/L	1.0	0.054	1		05/13/16 00:10	7440-44-0	B
SM4500P-E, Total Phosphorus	Analytical Method: SM 4500-P E Preparation Method: SM4500-P B								
Phosphate as P04	**0.036**	mg/L	0.030	0.010	1	05/16/16 07:17	05/16/16 12:41		

REPORT OF LABORATORY ANALYSIS

This report shall not be reproduced, except in full,
without the written consent of Pace Analytical Services, Inc..

Pace Analytical Services, Inc.
9608 Loiret Blvd.
Lenexa, KS 66219
(913)599-5665

ANALYTICAL RESULTS

Project: FORT SMITH, AR
Pace Project No.: 60218387

Sample: TB-08-201605 **Lab ID: 60218387028** Collected: 05/04/16 08:44 Received: 05/05/16 05:06 Matrix: Water

Parameters	Results	Units	Report Limit	MDL	DF	Prepared	Analyzed	CAS No.	Qual
8260 MSV	Analytical Method: EPA 5030B/8260								
Acetone	ND	ug/L	10.0	1.9	1		05/11/16 08:28	67-64-1	
Benzene	ND	ug/L	1.0	0.060	1		05/11/16 08:28	71-43-2	
Bromodichloromethane	ND	ug/L	1.0	0.19	1		05/11/16 08:28	75-27-4	
Bromoform	ND	ug/L	1.0	0.070	1		05/11/16 08:28	75-25-2	
Bromomethane	ND	ug/L	5.0	0.16	1		05/11/16 08:28	74-83-9	
2-Butanone (MEK)	ND	ug/L	10.0	0.59	1		05/11/16 08:28	78-93-3	
Carbon disulfide	ND	ug/L	5.0	0.12	1		05/11/16 08:28	75-15-0	
Carbon tetrachloride	ND	ug/L	1.0	0.18	1		05/11/16 08:28	56-23-5	
Chlorobenzene	ND	ug/L	1.0	0.21	1		05/11/16 08:28	108-90-7	
Chloroethane	ND	ug/L	1.0	0.15	1		05/11/16 08:28	75-00-3	
Chloroform	ND	ug/L	1.0	0.14	1		05/11/16 08:28	67-66-3	
Chloromethane	ND	ug/L	1.0	0.080	1		05/11/16 08:28	74-87-3	
Dibromochloromethane	ND	ug/L	1.0	0.21	1		05/11/16 08:28	124-48-1	
1,1-Dichloroethane	ND	ug/L	1.0	0.050	1		05/11/16 08:28	75-34-3	
1,2-Dichloroethane	ND	ug/L	1.0	0.12	1		05/11/16 08:28	107-06-2	
1,1-Dichloroethene	ND	ug/L	1.0	0.20	1		05/11/16 08:28	75-35-4	
cis-1,2-Dichloroethene	ND	ug/L	1.0	0.080	1		05/11/16 08:28	156-59-2	
trans-1,2-Dichloroethene	ND	ug/L	1.0	0.20	1		05/11/16 08:28	156-60-5	
1,2-Dichloropropane	ND	ug/L	1.0	0.16	1		05/11/16 08:28	78-87-5	
cis-1,3-Dichloropropene	ND	ug/L	1.0	0.14	1		05/11/16 08:28	10061-01-5	
trans-1,3-Dichloropropene	ND	ug/L	1.0	0.12	1		05/11/16 08:28	10061-02-6	
Ethylbenzene	ND	ug/L	1.0	0.18	1		05/11/16 08:28	100-41-4	
2-Hexanone	ND	ug/L	10.0	1.2	1		05/11/16 08:28	591-78-6	
Methylene chloride	ND	ug/L	1.0	0.15	1		05/11/16 08:28	75-09-2	
4-Methyl-2-pentanone (MIBK)	ND	ug/L	10.0	0.42	1		05/11/16 08:28	108-10-1	
Styrene	ND	ug/L	1.0	0.12	1		05/11/16 08:28	100-42-5	
1,1,2,2-Tetrachloroethane	ND	ug/L	1.0	0.15	1		05/11/16 08:28	79-34-5	
Tetrachloroethene	ND	ug/L	1.0	0.10	1		05/11/16 08:28	127-18-4	
Toluene	ND	ug/L	1.0	0.17	1		05/11/16 08:28	108-88-3	
1,1,1-Trichloroethane	ND	ug/L	1.0	0.11	1		05/11/16 08:28	71-55-6	
1,1,2-Trichloroethane	ND	ug/L	1.0	0.20	1		05/11/16 08:28	79-00-5	
Trichloroethene	ND	ug/L	1.0	0.17	1		05/11/16 08:28	79-01-6	
Vinyl chloride	ND	ug/L	1.0	0.13	1		05/11/16 08:28	75-01-4	
Xylene (Total)	ND	ug/L	3.0	0.42	1		05/11/16 08:28	1330-20-7	
Surrogates									
4-Bromofluorobenzene (S)	97	%	77-130		1		05/11/16 08:28	460-00-4	
1,2-Dichloroethane-d4 (S)	95	%	81-127		1		05/11/16 08:28	17060-07-0	
Toluene-d8 (S)	102	%	80-120		1		05/11/16 08:28	2037-26-5	
Preservation pH	**1.0**		0.10	0.10	1		05/11/16 08:28		

REPORT OF LABORATORY ANALYSIS

This report shall not be reproduced, except in full,
without the written consent of Pace Analytical Services, Inc..

Pace Analytical Services, Inc.
9608 Loiret Blvd.
Lenexa, KS 66219
(913)599-5665

ANALYTICAL RESULTS

Project: FORT SMITH, AR
Pace Project No.: 60218387

Sample: DUP-07-201605 **Lab ID: 60218387029** Collected: 05/04/16 13:10 Received: 05/05/16 05:06 Matrix: Water

Parameters	Results	Units	Report Limit	MDL	DF	Prepared	Analyzed	CAS No.	Qual
8260 MSV	Analytical Method: EPA 5030B/8260								
Acetone	ND	ug/L	10.0	1.9	1		05/11/16 12:18	67-64-1	
Benzene	**0.24J**	ug/L	1.0	0.060	1		05/11/16 12:18	71-43-2	
Bromodichloromethane	ND	ug/L	1.0	0.19	1		05/11/16 12:18	75-27-4	
Bromoform	ND	ug/L	1.0	0.070	1		05/11/16 12:18	75-25-2	
Bromomethane	ND	ug/L	5.0	0.16	1		05/11/16 12:18	74-83-9	
2-Butanone (MEK)	ND	ug/L	10.0	0.59	1		05/11/16 12:18	78-93-3	
Carbon disulfide	ND	ug/L	5.0	0.12	1		05/11/16 12:18	75-15-0	
Carbon tetrachloride	ND	ug/L	1.0	0.18	1		05/11/16 12:18	56-23-5	
Chlorobenzene	ND	ug/L	1.0	0.21	1		05/11/16 12:18	108-90-7	
Chloroethane	ND	ug/L	1.0	0.15	1		05/11/16 12:18	75-00-3	
Chloroform	**0.15J**	ug/L	1.0	0.14	1		05/11/16 12:18	67-66-3	
Chloromethane	ND	ug/L	1.0	0.080	1		05/11/16 12:18	74-87-3	
Dibromochloromethane	ND	ug/L	1.0	0.21	1		05/11/16 12:18	124-48-1	
1,1-Dichloroethane	ND	ug/L	1.0	0.050	1		05/11/16 12:18	75-34-3	
1,2-Dichloroethane	ND	ug/L	1.0	0.12	1		05/11/16 12:18	107-06-2	
1,1-Dichloroethene	**0.37J**	ug/L	1.0	0.20	1		05/11/16 12:18	75-35-4	
cis-1,2-Dichloroethene	**3.2**	ug/L	1.0	0.080	1		05/11/16 12:18	156-59-2	
trans-1,2-Dichloroethene	ND	ug/L	1.0	0.20	1		05/11/16 12:18	156-60-5	
1,2-Dichloropropane	ND	ug/L	1.0	0.16	1		05/11/16 12:18	78-87-5	
cis-1,3-Dichloropropene	ND	ug/L	1.0	0.14	1		05/11/16 12:18	10061-01-5	
trans-1,3-Dichloropropene	ND	ug/L	1.0	0.12	1		05/11/16 12:18	10061-02-6	
Ethylbenzene	ND	ug/L	1.0	0.18	1		05/11/16 12:18	100-41-4	
2-Hexanone	ND	ug/L	10.0	1.2	1		05/11/16 12:18	591-78-6	
Methylene chloride	ND	ug/L	1.0	0.15	1		05/11/16 12:18	75-09-2	
4-Methyl-2-pentanone (MIBK)	ND	ug/L	10.0	0.42	1		05/11/16 12:18	108-10-1	
Styrene	ND	ug/L	1.0	0.12	1		05/11/16 12:18	100-42-5	
1,1,2,2-Tetrachloroethane	ND	ug/L	1.0	0.15	1		05/11/16 12:18	79-34-5	
Tetrachloroethene	ND	ug/L	1.0	0.10	1		05/11/16 12:18	127-18-4	
Toluene	ND	ug/L	1.0	0.17	1		05/11/16 12:18	108-88-3	
1,1,1-Trichloroethane	ND	ug/L	1.0	0.11	1		05/11/16 12:18	71-55-6	
1,1,2-Trichloroethane	ND	ug/L	1.0	0.20	1		05/11/16 12:18	79-00-5	
Trichloroethene	**108**	ug/L	1.0	0.17	1		05/11/16 12:18	79-01-6	
Vinyl chloride	**0.42J**	ug/L	1.0	0.13	1		05/11/16 12:18	75-01-4	
Xylene (Total)	ND	ug/L	3.0	0.42	1		05/11/16 12:18	1330-20-7	
Surrogates									
4-Bromofluorobenzene (S)	99	%	77-130		1		05/11/16 12:18	460-00-4	
1,2-Dichloroethane-d4 (S)	97	%	81-127		1		05/11/16 12:18	17060-07-0	
Toluene-d8 (S)	101	%	80-120		1		05/11/16 12:18	2037-26-5	
Preservation pH	**1.0**		0.10	0.10	1		05/11/16 12:18		

REPORT OF LABORATORY ANALYSIS

This report shall not be reproduced, except in full,
without the written consent of Pace Analytical Services, Inc..

Pace Analytical Services, Inc.
9608 Loiret Blvd.
Lenexa, KS 66219
(913)599-5665

ANALYTICAL RESULTS

Project: FORT SMITH, AR
Pace Project No.: 60218387

Sample: IW-115-201605 **Lab ID: 60218387030** Collected: 05/04/16 15:30 Received: 05/05/16 05:06 Matrix: Water

Parameters	Results	Units	Report Limit	MDL	DF	Prepared	Analyzed	CAS No.	Qual
8260 MSV	Analytical Method: EPA 5030B/8260								
Acetone	**7.7J**	ug/L	10.0	1.9	1		05/06/16 12:52	67-64-1	
Benzene	ND	ug/L	1.0	0.060	1		05/06/16 12:52	71-43-2	
Bromodichloromethane	ND	ug/L	1.0	0.19	1		05/06/16 12:52	75-27-4	
Bromoform	ND	ug/L	1.0	0.070	1		05/06/16 12:52	75-25-2	
Bromomethane	ND	ug/L	5.0	0.16	1		05/06/16 12:52	74-83-9	
2-Butanone (MEK)	ND	ug/L	10.0	0.59	1		05/06/16 12:52	78-93-3	
Carbon disulfide	ND	ug/L	5.0	0.12	1		05/06/16 12:52	75-15-0	
Carbon tetrachloride	ND	ug/L	1.0	0.18	1		05/06/16 12:52	56-23-5	
Chlorobenzene	ND	ug/L	1.0	0.21	1		05/06/16 12:52	108-90-7	
Chloroethane	ND	ug/L	1.0	0.15	1		05/06/16 12:52	75-00-3	
Chloroform	ND	ug/L	1.0	0.14	1		05/06/16 12:52	67-66-3	
Chloromethane	ND	ug/L	1.0	0.080	1		05/06/16 12:52	74-87-3	
Dibromochloromethane	ND	ug/L	1.0	0.21	1		05/06/16 12:52	124-48-1	
1,1-Dichloroethane	ND	ug/L	1.0	0.050	1		05/06/16 12:52	75-34-3	
1,2-Dichloroethane	ND	ug/L	1.0	0.12	1		05/06/16 12:52	107-06-2	
1,1-Dichloroethene	ND	ug/L	1.0	0.20	1		05/06/16 12:52	75-35-4	
cis-1,2-Dichloroethene	**1.1**	ug/L	1.0	0.080	1		05/06/16 12:52	156-59-2	
trans-1,2-Dichloroethene	ND	ug/L	1.0	0.20	1		05/06/16 12:52	156-60-5	
1,2-Dichloropropane	ND	ug/L	1.0	0.16	1		05/06/16 12:52	78-87-5	
cis-1,3-Dichloropropene	ND	ug/L	1.0	0.14	1		05/06/16 12:52	10061-01-5	
trans-1,3-Dichloropropene	ND	ug/L	1.0	0.12	1		05/06/16 12:52	10061-02-6	
Ethylbenzene	ND	ug/L	1.0	0.18	1		05/06/16 12:52	100-41-4	
2-Hexanone	ND	ug/L	10.0	1.2	1		05/06/16 12:52	591-78-6	
Methylene chloride	ND	ug/L	1.0	0.15	1		05/06/16 12:52	75-09-2	
4-Methyl-2-pentanone (MIBK)	ND	ug/L	10.0	0.42	1		05/06/16 12:52	108-10-1	
Styrene	ND	ug/L	1.0	0.12	1		05/06/16 12:52	100-42-5	
1,1,2,2-Tetrachloroethane	ND	ug/L	1.0	0.15	1		05/06/16 12:52	79-34-5	
Tetrachloroethene	ND	ug/L	1.0	0.10	1		05/06/16 12:52	127-18-4	
Toluene	ND	ug/L	1.0	0.17	1		05/06/16 12:52	108-88-3	
1,1,1-Trichloroethane	ND	ug/L	1.0	0.11	1		05/06/16 12:52	71-55-6	
1,1,2-Trichloroethane	ND	ug/L	1.0	0.20	1		05/06/16 12:52	79-00-5	
Trichloroethene	**51.9**	ug/L	1.0	0.17	1		05/06/16 12:52	79-01-6	
Vinyl chloride	ND	ug/L	1.0	0.13	1		05/06/16 12:52	75-01-4	
Xylene (Total)	ND	ug/L	3.0	0.42	1		05/06/16 12:52	1330-20-7	
Surrogates									
4-Bromofluorobenzene (S)	102	%	77-130		1		05/06/16 12:52	460-00-4	
1,2-Dichloroethane-d4 (S)	108	%	81-127		1		05/06/16 12:52	17060-07-0	
Toluene-d8 (S)	99	%	80-120		1		05/06/16 12:52	2037-26-5	
Preservation pH	**6.0**		0.10	0.10	1		05/06/16 12:52		

REPORT OF LABORATORY ANALYSIS

This report shall not be reproduced, except in full,
without the written consent of Pace Analytical Services, Inc..

Pace Analytical Services, Inc.
9608 Loiret Blvd.
Lenexa, KS 66219
(913)599-5665

ANALYTICAL RESULTS

Project: FORT SMITH, AR
Pace Project No.: 60218387

Sample: TB-09-201605 **Lab ID: 60218387031** Collected: 05/04/16 08:44 Received: 05/05/16 05:06 Matrix: Water

Parameters	Results	Units	Report Limit	MDL	DF	Prepared	Analyzed	CAS No.	Qual
8260 MSV	Analytical Method: EPA 5030B/8260								
Acetone	ND	ug/L	10.0	1.9	1		05/11/16 08:42	67-64-1	
Benzene	ND	ug/L	1.0	0.060	1		05/11/16 08:42	71-43-2	
Bromodichloromethane	ND	ug/L	1.0	0.19	1		05/11/16 08:42	75-27-4	
Bromoform	ND	ug/L	1.0	0.070	1		05/11/16 08:42	75-25-2	
Bromomethane	ND	ug/L	5.0	0.16	1		05/11/16 08:42	74-83-9	
2-Butanone (MEK)	ND	ug/L	10.0	0.59	1		05/11/16 08:42	78-93-3	
Carbon disulfide	ND	ug/L	5.0	0.12	1		05/11/16 08:42	75-15-0	
Carbon tetrachloride	ND	ug/L	1.0	0.18	1		05/11/16 08:42	56-23-5	
Chlorobenzene	ND	ug/L	1.0	0.21	1		05/11/16 08:42	108-90-7	
Chloroethane	ND	ug/L	1.0	0.15	1		05/11/16 08:42	75-00-3	
Chloroform	ND	ug/L	1.0	0.14	1		05/11/16 08:42	67-66-3	
Chloromethane	ND	ug/L	1.0	0.080	1		05/11/16 08:42	74-87-3	
Dibromochloromethane	ND	ug/L	1.0	0.21	1		05/11/16 08:42	124-48-1	
1,1-Dichloroethane	ND	ug/L	1.0	0.050	1		05/11/16 08:42	75-34-3	
1,2-Dichloroethane	ND	ug/L	1.0	0.12	1		05/11/16 08:42	107-06-2	
1,1-Dichloroethene	ND	ug/L	1.0	0.20	1		05/11/16 08:42	75-35-4	
cis-1,2-Dichloroethene	ND	ug/L	1.0	0.080	1		05/11/16 08:42	156-59-2	
trans-1,2-Dichloroethene	ND	ug/L	1.0	0.20	1		05/11/16 08:42	156-60-5	
1,2-Dichloropropane	ND	ug/L	1.0	0.16	1		05/11/16 08:42	78-87-5	
cis-1,3-Dichloropropene	ND	ug/L	1.0	0.14	1		05/11/16 08:42	10061-01-5	
trans-1,3-Dichloropropene	ND	ug/L	1.0	0.12	1		05/11/16 08:42	10061-02-6	
Ethylbenzene	ND	ug/L	1.0	0.18	1		05/11/16 08:42	100-41-4	
2-Hexanone	ND	ug/L	10.0	1.2	1		05/11/16 08:42	591-78-6	
Methylene chloride	ND	ug/L	1.0	0.15	1		05/11/16 08:42	75-09-2	
4-Methyl-2-pentanone (MIBK)	ND	ug/L	10.0	0.42	1		05/11/16 08:42	108-10-1	
Styrene	ND	ug/L	1.0	0.12	1		05/11/16 08:42	100-42-5	
1,1,2,2-Tetrachloroethane	ND	ug/L	1.0	0.15	1		05/11/16 08:42	79-34-5	
Tetrachloroethene	ND	ug/L	1.0	0.10	1		05/11/16 08:42	127-18-4	
Toluene	ND	ug/L	1.0	0.17	1		05/11/16 08:42	108-88-3	
1,1,1-Trichloroethane	ND	ug/L	1.0	0.11	1		05/11/16 08:42	71-55-6	
1,1,2-Trichloroethane	ND	ug/L	1.0	0.20	1		05/11/16 08:42	79-00-5	
Trichloroethene	ND	ug/L	1.0	0.17	1		05/11/16 08:42	79-01-6	
Vinyl chloride	ND	ug/L	1.0	0.13	1		05/11/16 08:42	75-01-4	
Xylene (Total)	ND	ug/L	3.0	0.42	1		05/11/16 08:42	1330-20-7	
Surrogates									
4-Bromofluorobenzene (S)	101	%	77-130		1		05/11/16 08:42	460-00-4	
1,2-Dichloroethane-d4 (S)	105	%	81-127		1		05/11/16 08:42	17060-07-0	
Toluene-d8 (S)	104	%	80-120		1		05/11/16 08:42	2037-26-5	
Preservation pH	**1.0**		0.10	0.10	1		05/11/16 08:42		

REPORT OF LABORATORY ANALYSIS

This report shall not be reproduced, except in full,
without the written consent of Pace Analytical Services, Inc..

Pace Analytical Services, Inc.
9608 Loiret Blvd.
Lenexa, KS 66219
(913)599-5665

ANALYTICAL RESULTS

Project: FORT SMITH, AR
Pace Project No.: 60218387

Sample: DUP-08-201605 **Lab ID: 60218387032** Collected: 05/04/16 16:20 Received: 05/05/16 05:06 Matrix: Water

Parameters	Results	Units	Report Limit	MDL	DF	Prepared	Analyzed	CAS No.	Qual
8260 MSV	Analytical Method: EPA 5030B/8260								
Acetone	**5.9J**	ug/L	10.0	1.9	1		05/06/16 11:54	67-64-1	
Benzene	**0.18J**	ug/L	1.0	0.060	1		05/06/16 11:54	71-43-2	
Bromodichloromethane	**0.32J**	ug/L	1.0	0.19	1		05/06/16 11:54	75-27-4	
Bromoform	**3.3**	ug/L	1.0	0.070	1		05/06/16 11:54	75-25-2	
Bromomethane	**2.4J**	ug/L	5.0	0.16	1		05/06/16 11:54	74-83-9	
2-Butanone (MEK)	ND	ug/L	10.0	0.59	1		05/06/16 11:54	78-93-3	
Carbon disulfide	**0.19J**	ug/L	5.0	0.12	1		05/06/16 11:54	75-15-0	
Carbon tetrachloride	ND	ug/L	1.0	0.18	1		05/06/16 11:54	56-23-5	
Chlorobenzene	ND	ug/L	1.0	0.21	1		05/06/16 11:54	108-90-7	
Chloroethane	ND	ug/L	1.0	0.15	1		05/06/16 11:54	75-00-3	
Chloroform	**1.9**	ug/L	1.0	0.14	1		05/06/16 11:54	67-66-3	
Chloromethane	**5.8**	ug/L	1.0	0.080	1		05/06/16 11:54	74-87-3	
Dibromochloromethane	**0.32J**	ug/L	1.0	0.21	1		05/06/16 11:54	124-48-1	
1,1-Dichloroethane	**0.22J**	ug/L	1.0	0.050	1		05/06/16 11:54	75-34-3	
1,2-Dichloroethane	ND	ug/L	1.0	0.12	1		05/06/16 11:54	107-06-2	
1,1-Dichloroethene	**0.46J**	ug/L	1.0	0.20	1		05/06/16 11:54	75-35-4	
cis-1,2-Dichloroethene	**25.7**	ug/L	1.0	0.080	1		05/06/16 11:54	156-59-2	
trans-1,2-Dichloroethene	**4.5**	ug/L	1.0	0.20	1		05/06/16 11:54	156-60-5	
1,2-Dichloropropane	ND	ug/L	1.0	0.16	1		05/06/16 11:54	78-87-5	
cis-1,3-Dichloropropene	ND	ug/L	1.0	0.14	1		05/06/16 11:54	10061-01-5	
trans-1,3-Dichloropropene	ND	ug/L	1.0	0.12	1		05/06/16 11:54	10061-02-6	
Ethylbenzene	ND	ug/L	1.0	0.18	1		05/06/16 11:54	100-41-4	
2-Hexanone	ND	ug/L	10.0	1.2	1		05/06/16 11:54	591-78-6	
Methylene chloride	**0.69J**	ug/L	1.0	0.15	1		05/06/16 11:54	75-09-2	
4-Methyl-2-pentanone (MIBK)	ND	ug/L	10.0	0.42	1		05/06/16 11:54	108-10-1	
Styrene	ND	ug/L	1.0	0.12	1		05/06/16 11:54	100-42-5	
1,1,2,2-Tetrachloroethane	ND	ug/L	1.0	0.15	1		05/06/16 11:54	79-34-5	
Tetrachloroethene	**1.3**	ug/L	1.0	0.10	1		05/06/16 11:54	127-18-4	
Toluene	ND	ug/L	1.0	0.17	1		05/06/16 11:54	108-88-3	
1,1,1-Trichloroethane	**5.3**	ug/L	1.0	0.11	1		05/06/16 11:54	71-55-6	
1,1,2-Trichloroethane	ND	ug/L	1.0	0.20	1		05/06/16 11:54	79-00-5	
Trichloroethene	**1840**	ug/L	20.0	3.4	20		05/09/16 15:18	79-01-6	
Vinyl chloride	**1.7**	ug/L	1.0	0.13	1		05/06/16 11:54	75-01-4	
Xylene (Total)	ND	ug/L	3.0	0.42	1		05/06/16 11:54	1330-20-7	
Surrogates									
4-Bromofluorobenzene (S)	101	%	77-130		1		05/06/16 11:54	460-00-4	
1,2-Dichloroethane-d4 (S)	112	%	81-127		1		05/06/16 11:54	17060-07-0	
Toluene-d8 (S)	98	%	80-120		1		05/06/16 11:54	2037-26-5	
Preservation pH	**4.0**		0.10	0.10	1		05/06/16 11:54		

REPORT OF LABORATORY ANALYSIS

This report shall not be reproduced, except in full,
without the written consent of Pace Analytical Services, Inc..

Pace Analytical Services, Inc.
9608 Loiret Blvd.
Lenexa, KS 66219
(913)599-5665

ANALYTICAL RESULTS

Project: FORT SMITH, AR
Pace Project No.: 60218387

Sample: DUP-04-201605 **Lab ID: 60218387033** Collected: 05/04/16 13:15 Received: 05/05/16 05:06 Matrix: Water

Parameters	Results	Units	Report Limit	MDL	DF	Prepared	Analyzed	CAS No.	Qual
8260 MSV	Analytical Method: EPA 5030B/8260								
Acetone	ND	ug/L	10.0	1.9	1		05/11/16 12:32	67-64-1	
Benzene	ND	ug/L	1.0	0.060	1		05/11/16 12:32	71-43-2	
Bromodichloromethane	ND	ug/L	1.0	0.19	1		05/11/16 12:32	75-27-4	
Bromoform	ND	ug/L	1.0	0.070	1		05/11/16 12:32	75-25-2	
Bromomethane	ND	ug/L	5.0	0.16	1		05/11/16 12:32	74-83-9	
2-Butanone (MEK)	ND	ug/L	10.0	0.59	1		05/11/16 12:32	78-93-3	
Carbon disulfide	ND	ug/L	5.0	0.12	1		05/11/16 12:32	75-15-0	
Carbon tetrachloride	ND	ug/L	1.0	0.18	1		05/11/16 12:32	56-23-5	
Chlorobenzene	ND	ug/L	1.0	0.21	1		05/11/16 12:32	108-90-7	
Chloroethane	ND	ug/L	1.0	0.15	1		05/11/16 12:32	75-00-3	
Chloroform	ND	ug/L	1.0	0.14	1		05/11/16 12:32	67-66-3	
Chloromethane	ND	ug/L	1.0	0.080	1		05/11/16 12:32	74-87-3	
Dibromochloromethane	ND	ug/L	1.0	0.21	1		05/11/16 12:32	124-48-1	
1,1-Dichloroethane	ND	ug/L	1.0	0.050	1		05/11/16 12:32	75-34-3	
1,2-Dichloroethane	ND	ug/L	1.0	0.12	1		05/11/16 12:32	107-06-2	
1,1-Dichloroethene	**1.7**	ug/L	1.0	0.20	1		05/11/16 12:32	75-35-4	
cis-1,2-Dichloroethene	**25.2**	ug/L	1.0	0.080	1		05/11/16 12:32	156-59-2	
trans-1,2-Dichloroethene	ND	ug/L	1.0	0.20	1		05/11/16 12:32	156-60-5	
1,2-Dichloropropane	ND	ug/L	1.0	0.16	1		05/11/16 12:32	78-87-5	
cis-1,3-Dichloropropene	ND	ug/L	1.0	0.14	1		05/11/16 12:32	10061-01-5	
trans-1,3-Dichloropropene	ND	ug/L	1.0	0.12	1		05/11/16 12:32	10061-02-6	
Ethylbenzene	ND	ug/L	1.0	0.18	1		05/11/16 12:32	100-41-4	
2-Hexanone	ND	ug/L	10.0	1.2	1		05/11/16 12:32	591-78-6	
Methylene chloride	ND	ug/L	1.0	0.15	1		05/11/16 12:32	75-09-2	
4-Methyl-2-pentanone (MIBK)	ND	ug/L	10.0	0.42	1		05/11/16 12:32	108-10-1	
Styrene	ND	ug/L	1.0	0.12	1		05/11/16 12:32	100-42-5	
1,1,2,2-Tetrachloroethane	ND	ug/L	1.0	0.15	1		05/11/16 12:32	79-34-5	
Tetrachloroethene	ND	ug/L	1.0	0.10	1		05/11/16 12:32	127-18-4	
Toluene	ND	ug/L	1.0	0.17	1		05/11/16 12:32	108-88-3	
1,1,1-Trichloroethane	ND	ug/L	1.0	0.11	1		05/11/16 12:32	71-55-6	
1,1,2-Trichloroethane	ND	ug/L	1.0	0.20	1		05/11/16 12:32	79-00-5	
Trichloroethene	**308**	ug/L	5.0	0.85	5		05/12/16 18:20	79-01-6	
Vinyl chloride	**0.64J**	ug/L	1.0	0.13	1		05/11/16 12:32	75-01-4	
Xylene (Total)	ND	ug/L	3.0	0.42	1		05/11/16 12:32	1330-20-7	
Surrogates									
4-Bromofluorobenzene (S)	99	%	77-130		1		05/11/16 12:32	460-00-4	
1,2-Dichloroethane-d4 (S)	97	%	81-127		1		05/11/16 12:32	17060-07-0	
Toluene-d8 (S)	101	%	80-120		1		05/11/16 12:32	2037-26-5	
Preservation pH	**1.0**		0.10	0.10	1		05/11/16 12:32		

REPORT OF LABORATORY ANALYSIS

This report shall not be reproduced, except in full,
without the written consent of Pace Analytical Services, Inc..

Pace Analytical Services, Inc.
9608 Loiret Blvd.
Lenexa, KS 66219
(913)599-5665

ANALYTICAL RESULTS

Project: FORT SMITH, AR
Pace Project No.: 60218387

Sample: TB-10-201605 **Lab ID: 60218387034** Collected: 05/04/16 08:44 Received: 05/05/16 05:06 Matrix: Water

Parameters	Results	Units	Report Limit	MDL	DF	Prepared	Analyzed	CAS No.	Qual
8260 MSV	Analytical Method: EPA 5030B/8260								
Acetone	ND	ug/L	10.0	1.9	1		05/11/16 08:57	67-64-1	
Benzene	ND	ug/L	1.0	0.060	1		05/11/16 08:57	71-43-2	
Bromodichloromethane	ND	ug/L	1.0	0.19	1		05/11/16 08:57	75-27-4	
Bromoform	ND	ug/L	1.0	0.070	1		05/11/16 08:57	75-25-2	
Bromomethane	ND	ug/L	5.0	0.16	1		05/11/16 08:57	74-83-9	
2-Butanone (MEK)	ND	ug/L	10.0	0.59	1		05/11/16 08:57	78-93-3	
Carbon disulfide	ND	ug/L	5.0	0.12	1		05/11/16 08:57	75-15-0	
Carbon tetrachloride	ND	ug/L	1.0	0.18	1		05/11/16 08:57	56-23-5	
Chlorobenzene	ND	ug/L	1.0	0.21	1		05/11/16 08:57	108-90-7	
Chloroethane	ND	ug/L	1.0	0.15	1		05/11/16 08:57	75-00-3	
Chloroform	ND	ug/L	1.0	0.14	1		05/11/16 08:57	67-66-3	
Chloromethane	ND	ug/L	1.0	0.080	1		05/11/16 08:57	74-87-3	
Dibromochloromethane	ND	ug/L	1.0	0.21	1		05/11/16 08:57	124-48-1	
1,1-Dichloroethane	ND	ug/L	1.0	0.050	1		05/11/16 08:57	75-34-3	
1,2-Dichloroethane	ND	ug/L	1.0	0.12	1		05/11/16 08:57	107-06-2	
1,1-Dichloroethene	ND	ug/L	1.0	0.20	1		05/11/16 08:57	75-35-4	
cis-1,2-Dichloroethene	ND	ug/L	1.0	0.080	1		05/11/16 08:57	156-59-2	
trans-1,2-Dichloroethene	ND	ug/L	1.0	0.20	1		05/11/16 08:57	156-60-5	
1,2-Dichloropropane	ND	ug/L	1.0	0.16	1		05/11/16 08:57	78-87-5	
cis-1,3-Dichloropropene	ND	ug/L	1.0	0.14	1		05/11/16 08:57	10061-01-5	
trans-1,3-Dichloropropene	ND	ug/L	1.0	0.12	1		05/11/16 08:57	10061-02-6	
Ethylbenzene	ND	ug/L	1.0	0.18	1		05/11/16 08:57	100-41-4	
2-Hexanone	ND	ug/L	10.0	1.2	1		05/11/16 08:57	591-78-6	
Methylene chloride	ND	ug/L	1.0	0.15	1		05/11/16 08:57	75-09-2	
4-Methyl-2-pentanone (MIBK)	ND	ug/L	10.0	0.42	1		05/11/16 08:57	108-10-1	
Styrene	ND	ug/L	1.0	0.12	1		05/11/16 08:57	100-42-5	
1,1,2,2-Tetrachloroethane	ND	ug/L	1.0	0.15	1		05/11/16 08:57	79-34-5	
Tetrachloroethene	ND	ug/L	1.0	0.10	1		05/11/16 08:57	127-18-4	
Toluene	ND	ug/L	1.0	0.17	1		05/11/16 08:57	108-88-3	
1,1,1-Trichloroethane	ND	ug/L	1.0	0.11	1		05/11/16 08:57	71-55-6	
1,1,2-Trichloroethane	ND	ug/L	1.0	0.20	1		05/11/16 08:57	79-00-5	
Trichloroethene	ND	ug/L	1.0	0.17	1		05/11/16 08:57	79-01-6	
Vinyl chloride	ND	ug/L	1.0	0.13	1		05/11/16 08:57	75-01-4	
Xylene (Total)	ND	ug/L	3.0	0.42	1		05/11/16 08:57	1330-20-7	
Surrogates									
4-Bromofluorobenzene (S)	99	%	77-130		1		05/11/16 08:57	460-00-4	
1,2-Dichloroethane-d4 (S)	98	%	81-127		1		05/11/16 08:57	17060-07-0	
Toluene-d8 (S)	103	%	80-120		1		05/11/16 08:57	2037-26-5	
Preservation pH	**1.0**		0.10	0.10	1		05/11/16 08:57		

REPORT OF LABORATORY ANALYSIS

This report shall not be reproduced, except in full,
without the written consent of Pace Analytical Services, Inc..

Pace Analytical Services, Inc.
9608 Loiret Blvd.
Lenexa, KS 66219
(913)599-5665

ANALYTICAL RESULTS

Project: FORT SMITH, AR
Pace Project No.: 60218387

Sample: TB-11-201605 **Lab ID: 60218387035** Collected: 05/04/16 08:44 Received: 05/05/16 05:06 Matrix: Water

Parameters	Results	Units	Report Limit	MDL	DF	Prepared	Analyzed	CAS No.	Qual
8260 MSV	Analytical Method: EPA 5030B/8260								
Acetone	ND	ug/L	10.0	1.9	1		05/11/16 09:11	67-64-1	
Benzene	ND	ug/L	1.0	0.060	1		05/11/16 09:11	71-43-2	
Bromodichloromethane	ND	ug/L	1.0	0.19	1		05/11/16 09:11	75-27-4	
Bromoform	ND	ug/L	1.0	0.070	1		05/11/16 09:11	75-25-2	
Bromomethane	ND	ug/L	5.0	0.16	1		05/11/16 09:11	74-83-9	
2-Butanone (MEK)	ND	ug/L	10.0	0.59	1		05/11/16 09:11	78-93-3	
Carbon disulfide	ND	ug/L	5.0	0.12	1		05/11/16 09:11	75-15-0	
Carbon tetrachloride	ND	ug/L	1.0	0.18	1		05/11/16 09:11	56-23-5	
Chlorobenzene	ND	ug/L	1.0	0.21	1		05/11/16 09:11	108-90-7	
Chloroethane	ND	ug/L	1.0	0.15	1		05/11/16 09:11	75-00-3	
Chloroform	ND	ug/L	1.0	0.14	1		05/11/16 09:11	67-66-3	
Chloromethane	ND	ug/L	1.0	0.080	1		05/11/16 09:11	74-87-3	
Dibromochloromethane	ND	ug/L	1.0	0.21	1		05/11/16 09:11	124-48-1	
1,1-Dichloroethane	ND	ug/L	1.0	0.050	1		05/11/16 09:11	75-34-3	
1,2-Dichloroethane	ND	ug/L	1.0	0.12	1		05/11/16 09:11	107-06-2	
1,1-Dichloroethene	ND	ug/L	1.0	0.20	1		05/11/16 09:11	75-35-4	
cis-1,2-Dichloroethene	ND	ug/L	1.0	0.080	1		05/11/16 09:11	156-59-2	
trans-1,2-Dichloroethene	ND	ug/L	1.0	0.20	1		05/11/16 09:11	156-60-5	
1,2-Dichloropropane	ND	ug/L	1.0	0.16	1		05/11/16 09:11	78-87-5	
cis-1,3-Dichloropropene	ND	ug/L	1.0	0.14	1		05/11/16 09:11	10061-01-5	
trans-1,3-Dichloropropene	ND	ug/L	1.0	0.12	1		05/11/16 09:11	10061-02-6	
Ethylbenzene	ND	ug/L	1.0	0.18	1		05/11/16 09:11	100-41-4	
2-Hexanone	ND	ug/L	10.0	1.2	1		05/11/16 09:11	591-78-6	
Methylene chloride	ND	ug/L	1.0	0.15	1		05/11/16 09:11	75-09-2	
4-Methyl-2-pentanone (MIBK)	ND	ug/L	10.0	0.42	1		05/11/16 09:11	108-10-1	
Styrene	ND	ug/L	1.0	0.12	1		05/11/16 09:11	100-42-5	
1,1,2,2-Tetrachloroethane	ND	ug/L	1.0	0.15	1		05/11/16 09:11	79-34-5	
Tetrachloroethene	ND	ug/L	1.0	0.10	1		05/11/16 09:11	127-18-4	
Toluene	ND	ug/L	1.0	0.17	1		05/11/16 09:11	108-88-3	
1,1,1-Trichloroethane	ND	ug/L	1.0	0.11	1		05/11/16 09:11	71-55-6	
1,1,2-Trichloroethane	ND	ug/L	1.0	0.20	1		05/11/16 09:11	79-00-5	
Trichloroethene	ND	ug/L	1.0	0.17	1		05/11/16 09:11	79-01-6	
Vinyl chloride	ND	ug/L	1.0	0.13	1		05/11/16 09:11	75-01-4	
Xylene (Total)	ND	ug/L	3.0	0.42	1		05/11/16 09:11	1330-20-7	
Surrogates									
4-Bromofluorobenzene (S)	97	%	77-130		1		05/11/16 09:11	460-00-4	
1,2-Dichloroethane-d4 (S)	95	%	81-127		1		05/11/16 09:11	17060-07-0	
Toluene-d8 (S)	101	%	80-120		1		05/11/16 09:11	2037-26-5	
Preservation pH	**1.0**		0.10	0.10	1		05/11/16 09:11		

REPORT OF LABORATORY ANALYSIS

This report shall not be reproduced, except in full,
without the written consent of Pace Analytical Services, Inc..

Pace Analytical Services, Inc.
9608 Loiret Blvd.
Lenexa, KS 66219
(913)599-5665

ANALYTICAL RESULTS

Project: FORT SMITH, AR
Pace Project No.: 60218387

Sample: IW-79-201605 **Lab ID: 60218387036** Collected: 05/04/16 11:25 Received: 05/05/16 05:06 Matrix: Water

Parameters	Results	Units	Report Limit	MDL	DF	Prepared	Analyzed	CAS No.	Qual
8260 MSV	Analytical Method: EPA 5030B/8260								
Acetone	**10.0**	ug/L	10.0	1.9	1		05/06/16 12:09	67-64-1	
Benzene	ND	ug/L	1.0	0.060	1		05/06/16 12:09	71-43-2	
Bromodichloromethane	ND	ug/L	1.0	0.19	1		05/06/16 12:09	75-27-4	
Bromoform	**0.41J**	ug/L	1.0	0.070	1		05/06/16 12:09	75-25-2	
Bromomethane	**1.0J**	ug/L	5.0	0.16	1		05/06/16 12:09	74-83-9	
2-Butanone (MEK)	ND	ug/L	10.0	0.59	1		05/06/16 12:09	78-93-3	
Carbon disulfide	ND	ug/L	5.0	0.12	1		05/06/16 12:09	75-15-0	
Carbon tetrachloride	ND	ug/L	1.0	0.18	1		05/06/16 12:09	56-23-5	
Chlorobenzene	ND	ug/L	1.0	0.21	1		05/06/16 12:09	108-90-7	
Chloroethane	ND	ug/L	1.0	0.15	1		05/06/16 12:09	75-00-3	
Chloroform	ND	ug/L	1.0	0.14	1		05/06/16 12:09	67-66-3	
Chloromethane	ND	ug/L	1.0	0.080	1		05/06/16 12:09	74-87-3	
Dibromochloromethane	ND	ug/L	1.0	0.21	1		05/06/16 12:09	124-48-1	
1,1-Dichloroethane	ND	ug/L	1.0	0.050	1		05/06/16 12:09	75-34-3	
1,2-Dichloroethane	ND	ug/L	1.0	0.12	1		05/06/16 12:09	107-06-2	
1,1-Dichloroethene	ND	ug/L	1.0	0.20	1		05/06/16 12:09	75-35-4	
cis-1,2-Dichloroethene	**1.0**	ug/L	1.0	0.080	1		05/06/16 12:09	156-59-2	
trans-1,2-Dichloroethene	ND	ug/L	1.0	0.20	1		05/06/16 12:09	156-60-5	
1,2-Dichloropropane	ND	ug/L	1.0	0.16	1		05/06/16 12:09	78-87-5	
cis-1,3-Dichloropropene	ND	ug/L	1.0	0.14	1		05/06/16 12:09	10061-01-5	
trans-1,3-Dichloropropene	ND	ug/L	1.0	0.12	1		05/06/16 12:09	10061-02-6	
Ethylbenzene	ND	ug/L	1.0	0.18	1		05/06/16 12:09	100-41-4	
2-Hexanone	ND	ug/L	10.0	1.2	1		05/06/16 12:09	591-78-6	
Methylene chloride	ND	ug/L	1.0	0.15	1		05/06/16 12:09	75-09-2	
4-Methyl-2-pentanone (MIBK)	ND	ug/L	10.0	0.42	1		05/06/16 12:09	108-10-1	
Styrene	ND	ug/L	1.0	0.12	1		05/06/16 12:09	100-42-5	
1,1,2,2-Tetrachloroethane	ND	ug/L	1.0	0.15	1		05/06/16 12:09	79-34-5	
Tetrachloroethene	ND	ug/L	1.0	0.10	1		05/06/16 12:09	127-18-4	
Toluene	ND	ug/L	1.0	0.17	1		05/06/16 12:09	108-88-3	
1,1,1-Trichloroethane	ND	ug/L	1.0	0.11	1		05/06/16 12:09	71-55-6	
1,1,2-Trichloroethane	ND	ug/L	1.0	0.20	1		05/06/16 12:09	79-00-5	
Trichloroethene	**55.0**	ug/L	1.0	0.17	1		05/06/16 12:09	79-01-6	
Vinyl chloride	ND	ug/L	1.0	0.13	1		05/06/16 12:09	75-01-4	
Xylene (Total)	ND	ug/L	3.0	0.42	1		05/06/16 12:09	1330-20-7	
Surrogates									
4-Bromofluorobenzene (S)	100	%	77-130		1		05/06/16 12:09	460-00-4	
1,2-Dichloroethane-d4 (S)	109	%	81-127		1		05/06/16 12:09	17060-07-0	
Toluene-d8 (S)	99	%	80-120		1		05/06/16 12:09	2037-26-5	
Preservation pH	**4.0**		0.10	0.10	1		05/06/16 12:09		

REPORT OF LABORATORY ANALYSIS

This report shall not be reproduced, except in full,
without the written consent of Pace Analytical Services, Inc..

Pace Analytical Services, Inc.
9608 Loiret Blvd.
Lenexa, KS 66219
(913)599-5665

ANALYTICAL RESULTS

Project: FORT SMITH, AR
Pace Project No.: 60218387

Sample: DUP-02-201605 **Lab ID: 60218387037** Collected: 05/04/16 16:30 Received: 05/05/16 05:06 Matrix: Water

Parameters	Results	Units	Report Limit	MDL	DF	Prepared	Analyzed	CAS No.	Qual
8260 MSV	Analytical Method: EPA 5030B/8260								
Acetone	ND	ug/L	10.0	1.9	1		05/11/16 12:47	67-64-1	
Benzene	**0.11J**	ug/L	1.0	0.060	1		05/11/16 12:47	71-43-2	
Bromodichloromethane	ND	ug/L	1.0	0.19	1		05/11/16 12:47	75-27-4	
Bromoform	ND	ug/L	1.0	0.070	1		05/11/16 12:47	75-25-2	
Bromomethane	ND	ug/L	5.0	0.16	1		05/11/16 12:47	74-83-9	
2-Butanone (MEK)	ND	ug/L	10.0	0.59	1		05/11/16 12:47	78-93-3	
Carbon disulfide	ND	ug/L	5.0	0.12	1		05/11/16 12:47	75-15-0	
Carbon tetrachloride	ND	ug/L	1.0	0.18	1		05/11/16 12:47	56-23-5	
Chlorobenzene	ND	ug/L	1.0	0.21	1		05/11/16 12:47	108-90-7	
Chloroethane	ND	ug/L	1.0	0.15	1		05/11/16 12:47	75-00-3	
Chloroform	**0.24J**	ug/L	1.0	0.14	1		05/11/16 12:47	67-66-3	
Chloromethane	ND	ug/L	1.0	0.080	1		05/11/16 12:47	74-87-3	
Dibromochloromethane	ND	ug/L	1.0	0.21	1		05/11/16 12:47	124-48-1	
1,1-Dichloroethane	**1.3**	ug/L	1.0	0.050	1		05/11/16 12:47	75-34-3	
1,2-Dichloroethane	ND	ug/L	1.0	0.12	1		05/11/16 12:47	107-06-2	
1,1-Dichloroethene	**3.9**	ug/L	1.0	0.20	1		05/11/16 12:47	75-35-4	
cis-1,2-Dichloroethene	**33.4**	ug/L	1.0	0.080	1		05/11/16 12:47	156-59-2	
trans-1,2-Dichloroethene	**0.41J**	ug/L	1.0	0.20	1		05/11/16 12:47	156-60-5	
1,2-Dichloropropane	ND	ug/L	1.0	0.16	1		05/11/16 12:47	78-87-5	
cis-1,3-Dichloropropene	ND	ug/L	1.0	0.14	1		05/11/16 12:47	10061-01-5	
trans-1,3-Dichloropropene	ND	ug/L	1.0	0.12	1		05/11/16 12:47	10061-02-6	
Ethylbenzene	ND	ug/L	1.0	0.18	1		05/11/16 12:47	100-41-4	
2-Hexanone	ND	ug/L	10.0	1.2	1		05/11/16 12:47	591-78-6	
Methylene chloride	ND	ug/L	1.0	0.15	1		05/11/16 12:47	75-09-2	
4-Methyl-2-pentanone (MIBK)	ND	ug/L	10.0	0.42	1		05/11/16 12:47	108-10-1	
Styrene	ND	ug/L	1.0	0.12	1		05/11/16 12:47	100-42-5	
1,1,2,2-Tetrachloroethane	ND	ug/L	1.0	0.15	1		05/11/16 12:47	79-34-5	
Tetrachloroethene	**1.8**	ug/L	1.0	0.10	1		05/11/16 12:47	127-18-4	
Toluene	ND	ug/L	1.0	0.17	1		05/11/16 12:47	108-88-3	
1,1,1-Trichloroethane	ND	ug/L	1.0	0.11	1		05/11/16 12:47	71-55-6	
1,1,2-Trichloroethane	ND	ug/L	1.0	0.20	1		05/11/16 12:47	79-00-5	
Trichloroethene	**459**	ug/L	10.0	1.7	10		05/12/16 18:34	79-01-6	
Vinyl chloride	**0.26J**	ug/L	1.0	0.13	1		05/11/16 12:47	75-01-4	
Xylene (Total)	ND	ug/L	3.0	0.42	1		05/11/16 12:47	1330-20-7	
Surrogates									
4-Bromofluorobenzene (S)	96	%	77-130		1		05/11/16 12:47	460-00-4	
1,2-Dichloroethane-d4 (S)	97	%	81-127		1		05/11/16 12:47	17060-07-0	
Toluene-d8 (S)	104	%	80-120		1		05/11/16 12:47	2037-26-5	
Preservation pH	**1.0**		0.10	0.10	1		05/11/16 12:47		

REPORT OF LABORATORY ANALYSIS

This report shall not be reproduced, except in full,
without the written consent of Pace Analytical Services, Inc..

Pace Analytical Services, Inc.
9608 Loiret Blvd.
Lenexa, KS 66219
(913)599-5665

ANALYTICAL RESULTS

Project: FORT SMITH, AR
Pace Project No.: 60218387

Sample: TB-12-201605 **Lab ID: 60218387038** Collected: 05/04/16 08:44 Received: 05/05/16 05:06 Matrix: Water

Parameters	Results	Units	Report Limit	MDL	DF	Prepared	Analyzed	CAS No.	Qual
8260 MSV	Analytical Method: EPA 5030B/8260								
Acetone	ND	ug/L	10.0	1.9	1		05/11/16 09:26	67-64-1	
Benzene	ND	ug/L	1.0	0.060	1		05/11/16 09:26	71-43-2	
Bromodichloromethane	ND	ug/L	1.0	0.19	1		05/11/16 09:26	75-27-4	
Bromoform	ND	ug/L	1.0	0.070	1		05/11/16 09:26	75-25-2	
Bromomethane	ND	ug/L	5.0	0.16	1		05/11/16 09:26	74-83-9	
2-Butanone (MEK)	ND	ug/L	10.0	0.59	1		05/11/16 09:26	78-93-3	
Carbon disulfide	ND	ug/L	5.0	0.12	1		05/11/16 09:26	75-15-0	
Carbon tetrachloride	ND	ug/L	1.0	0.18	1		05/11/16 09:26	56-23-5	
Chlorobenzene	ND	ug/L	1.0	0.21	1		05/11/16 09:26	108-90-7	
Chloroethane	ND	ug/L	1.0	0.15	1		05/11/16 09:26	75-00-3	
Chloroform	ND	ug/L	1.0	0.14	1		05/11/16 09:26	67-66-3	
Chloromethane	ND	ug/L	1.0	0.080	1		05/11/16 09:26	74-87-3	
Dibromochloromethane	ND	ug/L	1.0	0.21	1		05/11/16 09:26	124-48-1	
1,1-Dichloroethane	ND	ug/L	1.0	0.050	1		05/11/16 09:26	75-34-3	
1,2-Dichloroethane	ND	ug/L	1.0	0.12	1		05/11/16 09:26	107-06-2	
1,1-Dichloroethene	ND	ug/L	1.0	0.20	1		05/11/16 09:26	75-35-4	
cis-1,2-Dichloroethene	ND	ug/L	1.0	0.080	1		05/11/16 09:26	156-59-2	
trans-1,2-Dichloroethene	ND	ug/L	1.0	0.20	1		05/11/16 09:26	156-60-5	
1,2-Dichloropropane	ND	ug/L	1.0	0.16	1		05/11/16 09:26	78-87-5	
cis-1,3-Dichloropropene	ND	ug/L	1.0	0.14	1		05/11/16 09:26	10061-01-5	
trans-1,3-Dichloropropene	ND	ug/L	1.0	0.12	1		05/11/16 09:26	10061-02-6	
Ethylbenzene	ND	ug/L	1.0	0.18	1		05/11/16 09:26	100-41-4	
2-Hexanone	ND	ug/L	10.0	1.2	1		05/11/16 09:26	591-78-6	
Methylene chloride	ND	ug/L	1.0	0.15	1		05/11/16 09:26	75-09-2	
4-Methyl-2-pentanone (MIBK)	ND	ug/L	10.0	0.42	1		05/11/16 09:26	108-10-1	
Styrene	ND	ug/L	1.0	0.12	1		05/11/16 09:26	100-42-5	
1,1,2,2-Tetrachloroethane	ND	ug/L	1.0	0.15	1		05/11/16 09:26	79-34-5	
Tetrachloroethene	ND	ug/L	1.0	0.10	1		05/11/16 09:26	127-18-4	
Toluene	ND	ug/L	1.0	0.17	1		05/11/16 09:26	108-88-3	
1,1,1-Trichloroethane	ND	ug/L	1.0	0.11	1		05/11/16 09:26	71-55-6	
1,1,2-Trichloroethane	ND	ug/L	1.0	0.20	1		05/11/16 09:26	79-00-5	
Trichloroethene	ND	ug/L	1.0	0.17	1		05/11/16 09:26	79-01-6	
Vinyl chloride	ND	ug/L	1.0	0.13	1		05/11/16 09:26	75-01-4	
Xylene (Total)	ND	ug/L	3.0	0.42	1		05/11/16 09:26	1330-20-7	
Surrogates									
4-Bromofluorobenzene (S)	101	%	77-130		1		05/11/16 09:26	460-00-4	
1,2-Dichloroethane-d4 (S)	105	%	81-127		1		05/11/16 09:26	17060-07-0	
Toluene-d8 (S)	103	%	80-120		1		05/11/16 09:26	2037-26-5	
Preservation pH	**1.0**		0.10	0.10	1		05/11/16 09:26		

REPORT OF LABORATORY ANALYSIS

This report shall not be reproduced, except in full,
without the written consent of Pace Analytical Services, Inc..

Pace Analytical Services, Inc.
9608 Loiret Blvd.
Lenexa, KS 66219
(913)599-5665

ANALYTICAL RESULTS

Project: FORT SMITH, AR
Pace Project No.: 60218387

Sample: TB-13-201605 **Lab ID: 60218387039** Collected: 05/04/16 08:44 Received: 05/05/16 05:06 Matrix: Water

Parameters	Results	Units	Report Limit	MDL	DF	Prepared	Analyzed	CAS No.	Qual
8260 MSV	Analytical Method: EPA 5030B/8260								
Acetone	ND	ug/L	10.0	1.9	1		05/11/16 09:40	67-64-1	
Benzene	ND	ug/L	1.0	0.060	1		05/11/16 09:40	71-43-2	
Bromodichloromethane	ND	ug/L	1.0	0.19	1		05/11/16 09:40	75-27-4	
Bromoform	ND	ug/L	1.0	0.070	1		05/11/16 09:40	75-25-2	
Bromomethane	ND	ug/L	5.0	0.16	1		05/11/16 09:40	74-83-9	
2-Butanone (MEK)	ND	ug/L	10.0	0.59	1		05/11/16 09:40	78-93-3	
Carbon disulfide	ND	ug/L	5.0	0.12	1		05/11/16 09:40	75-15-0	
Carbon tetrachloride	ND	ug/L	1.0	0.18	1		05/11/16 09:40	56-23-5	
Chlorobenzene	ND	ug/L	1.0	0.21	1		05/11/16 09:40	108-90-7	
Chloroethane	ND	ug/L	1.0	0.15	1		05/11/16 09:40	75-00-3	
Chloroform	ND	ug/L	1.0	0.14	1		05/11/16 09:40	67-66-3	
Chloromethane	ND	ug/L	1.0	0.080	1		05/11/16 09:40	74-87-3	
Dibromochloromethane	ND	ug/L	1.0	0.21	1		05/11/16 09:40	124-48-1	
1,1-Dichloroethane	ND	ug/L	1.0	0.050	1		05/11/16 09:40	75-34-3	
1,2-Dichloroethane	ND	ug/L	1.0	0.12	1		05/11/16 09:40	107-06-2	
1,1-Dichloroethene	ND	ug/L	1.0	0.20	1		05/11/16 09:40	75-35-4	
cis-1,2-Dichloroethene	ND	ug/L	1.0	0.080	1		05/11/16 09:40	156-59-2	
trans-1,2-Dichloroethene	ND	ug/L	1.0	0.20	1		05/11/16 09:40	156-60-5	
1,2-Dichloropropane	ND	ug/L	1.0	0.16	1		05/11/16 09:40	78-87-5	
cis-1,3-Dichloropropene	ND	ug/L	1.0	0.14	1		05/11/16 09:40	10061-01-5	
trans-1,3-Dichloropropene	ND	ug/L	1.0	0.12	1		05/11/16 09:40	10061-02-6	
Ethylbenzene	ND	ug/L	1.0	0.18	1		05/11/16 09:40	100-41-4	
2-Hexanone	ND	ug/L	10.0	1.2	1		05/11/16 09:40	591-78-6	
Methylene chloride	ND	ug/L	1.0	0.15	1		05/11/16 09:40	75-09-2	
4-Methyl-2-pentanone (MIBK)	ND	ug/L	10.0	0.42	1		05/11/16 09:40	108-10-1	
Styrene	ND	ug/L	1.0	0.12	1		05/11/16 09:40	100-42-5	
1,1,2,2-Tetrachloroethane	ND	ug/L	1.0	0.15	1		05/11/16 09:40	79-34-5	
Tetrachloroethene	ND	ug/L	1.0	0.10	1		05/11/16 09:40	127-18-4	
Toluene	ND	ug/L	1.0	0.17	1		05/11/16 09:40	108-88-3	
1,1,1-Trichloroethane	ND	ug/L	1.0	0.11	1		05/11/16 09:40	71-55-6	
1,1,2-Trichloroethane	ND	ug/L	1.0	0.20	1		05/11/16 09:40	79-00-5	
Trichloroethene	ND	ug/L	1.0	0.17	1		05/11/16 09:40	79-01-6	
Vinyl chloride	ND	ug/L	1.0	0.13	1		05/11/16 09:40	75-01-4	
Xylene (Total)	ND	ug/L	3.0	0.42	1		05/11/16 09:40	1330-20-7	
Surrogates									
4-Bromofluorobenzene (S)	99	%	77-130		1		05/11/16 09:40	460-00-4	
1,2-Dichloroethane-d4 (S)	97	%	81-127		1		05/11/16 09:40	17060-07-0	
Toluene-d8 (S)	101	%	80-120		1		05/11/16 09:40	2037-26-5	
Preservation pH	**1.0**		0.10	0.10	1		05/11/16 09:40		

REPORT OF LABORATORY ANALYSIS

This report shall not be reproduced, except in full,
without the written consent of Pace Analytical Services, Inc..

Pace Analytical Services, Inc.
9608 Loiret Blvd.
Lenexa, KS 66219
(913)599-5665

ANALYTICAL RESULTS

Project: FORT SMITH, AR
Pace Project No.: 60218387

Sample: MW-181-201605 **Lab ID: 60218387040** Collected: 05/04/16 16:35 Received: 05/05/16 05:06 Matrix: Water

Parameters	Results	Units	Report Limit	MDL	DF	Prepared	Analyzed	CAS No.	Qual
8260 MSV	Analytical Method: EPA 5030B/8260								
Acetone	ND	ug/L	10.0	1.9	1		05/11/16 10:09	67-64-1	
Benzene	ND	ug/L	1.0	0.060	1		05/11/16 10:09	71-43-2	
Bromodichloromethane	ND	ug/L	1.0	0.19	1		05/11/16 10:09	75-27-4	
Bromoform	ND	ug/L	1.0	0.070	1		05/11/16 10:09	75-25-2	
Bromomethane	ND	ug/L	5.0	0.16	1		05/11/16 10:09	74-83-9	
2-Butanone (MEK)	ND	ug/L	10.0	0.59	1		05/11/16 10:09	78-93-3	
Carbon disulfide	ND	ug/L	5.0	0.12	1		05/11/16 10:09	75-15-0	
Carbon tetrachloride	ND	ug/L	1.0	0.18	1		05/11/16 10:09	56-23-5	
Chlorobenzene	ND	ug/L	1.0	0.21	1		05/11/16 10:09	108-90-7	
Chloroethane	ND	ug/L	1.0	0.15	1		05/11/16 10:09	75-00-3	
Chloroform	ND	ug/L	1.0	0.14	1		05/11/16 10:09	67-66-3	
Chloromethane	ND	ug/L	1.0	0.080	1		05/11/16 10:09	74-87-3	
Dibromochloromethane	ND	ug/L	1.0	0.21	1		05/11/16 10:09	124-48-1	
1,1-Dichloroethane	ND	ug/L	1.0	0.050	1		05/11/16 10:09	75-34-3	
1,2-Dichloroethane	ND	ug/L	1.0	0.12	1		05/11/16 10:09	107-06-2	
1,1-Dichloroethene	ND	ug/L	1.0	0.20	1		05/11/16 10:09	75-35-4	
cis-1,2-Dichloroethene	ND	ug/L	1.0	0.080	1		05/11/16 10:09	156-59-2	
trans-1,2-Dichloroethene	ND	ug/L	1.0	0.20	1		05/11/16 10:09	156-60-5	
1,2-Dichloropropane	ND	ug/L	1.0	0.16	1		05/11/16 10:09	78-87-5	
cis-1,3-Dichloropropene	ND	ug/L	1.0	0.14	1		05/11/16 10:09	10061-01-5	
trans-1,3-Dichloropropene	ND	ug/L	1.0	0.12	1		05/11/16 10:09	10061-02-6	
Ethylbenzene	ND	ug/L	1.0	0.18	1		05/11/16 10:09	100-41-4	
2-Hexanone	ND	ug/L	10.0	1.2	1		05/11/16 10:09	591-78-6	
Methylene chloride	ND	ug/L	1.0	0.15	1		05/11/16 10:09	75-09-2	
4-Methyl-2-pentanone (MIBK)	ND	ug/L	10.0	0.42	1		05/11/16 10:09	108-10-1	
Styrene	ND	ug/L	1.0	0.12	1		05/11/16 10:09	100-42-5	
1,1,2,2-Tetrachloroethane	ND	ug/L	1.0	0.15	1		05/11/16 10:09	79-34-5	
Tetrachloroethene	ND	ug/L	1.0	0.10	1		05/11/16 10:09	127-18-4	
Toluene	ND	ug/L	1.0	0.17	1		05/11/16 10:09	108-88-3	
1,1,1-Trichloroethane	ND	ug/L	1.0	0.11	1		05/11/16 10:09	71-55-6	
1,1,2-Trichloroethane	ND	ug/L	1.0	0.20	1		05/11/16 10:09	79-00-5	
Trichloroethene	ND	ug/L	1.0	0.17	1		05/11/16 10:09	79-01-6	
Vinyl chloride	ND	ug/L	1.0	0.13	1		05/11/16 10:09	75-01-4	
Xylene (Total)	ND	ug/L	3.0	0.42	1		05/11/16 10:09	1330-20-7	
Surrogates									
4-Bromofluorobenzene (S)	100	%	77-130		1		05/11/16 10:09	460-00-4	
1,2-Dichloroethane-d4 (S)	96	%	81-127		1		05/11/16 10:09	17060-07-0	
Toluene-d8 (S)	102	%	80-120		1		05/11/16 10:09	2037-26-5	
Preservation pH	**1.0**		0.10	0.10	1		05/11/16 10:09		

REPORT OF LABORATORY ANALYSIS

This report shall not be reproduced, except in full,
without the written consent of Pace Analytical Services, Inc..

Pace Analytical Services, Inc.
9608 Loiret Blvd.
Lenexa, KS 66219
(913)599-5665

ANALYTICAL RESULTS

Project: FORT SMITH, AR
Pace Project No.: 60218387

Sample: MW-179-201605 **Lab ID: 60218387041** Collected: 05/04/16 13:00 Received: 05/05/16 05:06 Matrix: Water

Parameters	Results	Units	Report Limit	MDL	DF	Prepared	Analyzed	CAS No.	Qual
8260 MSV	Analytical Method: EPA 5030B/8260								
Acetone	ND	ug/L	10.0	1.9	1		05/11/16 10:23	67-64-1	
Benzene	ND	ug/L	1.0	0.060	1		05/11/16 10:23	71-43-2	
Bromodichloromethane	ND	ug/L	1.0	0.19	1		05/11/16 10:23	75-27-4	
Bromoform	ND	ug/L	1.0	0.070	1		05/11/16 10:23	75-25-2	
Bromomethane	ND	ug/L	5.0	0.16	1		05/11/16 10:23	74-83-9	
2-Butanone (MEK)	ND	ug/L	10.0	0.59	1		05/11/16 10:23	78-93-3	
Carbon disulfide	**0.13J**	ug/L	5.0	0.12	1		05/11/16 10:23	75-15-0	
Carbon tetrachloride	ND	ug/L	1.0	0.18	1		05/11/16 10:23	56-23-5	
Chlorobenzene	ND	ug/L	1.0	0.21	1		05/11/16 10:23	108-90-7	
Chloroethane	ND	ug/L	1.0	0.15	1		05/11/16 10:23	75-00-3	
Chloroform	ND	ug/L	1.0	0.14	1		05/11/16 10:23	67-66-3	
Chloromethane	ND	ug/L	1.0	0.080	1		05/11/16 10:23	74-87-3	
Dibromochloromethane	ND	ug/L	1.0	0.21	1		05/11/16 10:23	124-48-1	
1,1-Dichloroethane	ND	ug/L	1.0	0.050	1		05/11/16 10:23	75-34-3	
1,2-Dichloroethane	ND	ug/L	1.0	0.12	1		05/11/16 10:23	107-06-2	
1,1-Dichloroethene	ND	ug/L	1.0	0.20	1		05/11/16 10:23	75-35-4	
cis-1,2-Dichloroethene	ND	ug/L	1.0	0.080	1		05/11/16 10:23	156-59-2	
trans-1,2-Dichloroethene	ND	ug/L	1.0	0.20	1		05/11/16 10:23	156-60-5	
1,2-Dichloropropane	ND	ug/L	1.0	0.16	1		05/11/16 10:23	78-87-5	
cis-1,3-Dichloropropene	ND	ug/L	1.0	0.14	1		05/11/16 10:23	10061-01-5	
trans-1,3-Dichloropropene	ND	ug/L	1.0	0.12	1		05/11/16 10:23	10061-02-6	
Ethylbenzene	ND	ug/L	1.0	0.18	1		05/11/16 10:23	100-41-4	
2-Hexanone	ND	ug/L	10.0	1.2	1		05/11/16 10:23	591-78-6	
Methylene chloride	ND	ug/L	1.0	0.15	1		05/11/16 10:23	75-09-2	
4-Methyl-2-pentanone (MIBK)	ND	ug/L	10.0	0.42	1		05/11/16 10:23	108-10-1	
Styrene	ND	ug/L	1.0	0.12	1		05/11/16 10:23	100-42-5	
1,1,2,2-Tetrachloroethane	ND	ug/L	1.0	0.15	1		05/11/16 10:23	79-34-5	
Tetrachloroethene	ND	ug/L	1.0	0.10	1		05/11/16 10:23	127-18-4	
Toluene	ND	ug/L	1.0	0.17	1		05/11/16 10:23	108-88-3	
1,1,1-Trichloroethane	ND	ug/L	1.0	0.11	1		05/11/16 10:23	71-55-6	
1,1,2-Trichloroethane	ND	ug/L	1.0	0.20	1		05/11/16 10:23	79-00-5	
Trichloroethene	**6.6**	ug/L	1.0	0.17	1		05/11/16 10:23	79-01-6	
Vinyl chloride	ND	ug/L	1.0	0.13	1		05/11/16 10:23	75-01-4	
Xylene (Total)	ND	ug/L	3.0	0.42	1		05/11/16 10:23	1330-20-7	
Surrogates									
4-Bromofluorobenzene (S)	99	%	77-130		1		05/11/16 10:23	460-00-4	
1,2-Dichloroethane-d4 (S)	99	%	81-127		1		05/11/16 10:23	17060-07-0	
Toluene-d8 (S)	102	%	80-120		1		05/11/16 10:23	2037-26-5	
Preservation pH	**1.0**		0.10	0.10	1		05/11/16 10:23		

REPORT OF LABORATORY ANALYSIS

This report shall not be reproduced, except in full,
without the written consent of Pace Analytical Services, Inc..

Pace Analytical Services, Inc.
9608 Loiret Blvd.
Lenexa, KS 66219
(913)599-5665

ANALYTICAL RESULTS

Project: FORT SMITH, AR
Pace Project No.: 60218387

Sample: VP-14-201605 **Lab ID: 60218387042** Collected: 05/04/16 11:50 Received: 05/05/16 05:06 Matrix: Water

Parameters	Results	Units	Report Limit	MDL	DF	Prepared	Analyzed	CAS No.	Qual
8260 MSV	Analytical Method: EPA 5030B/8260								
Acetone	ND	ug/L	10.0	1.9	1		05/11/16 10:37	67-64-1	
Benzene	ND	ug/L	1.0	0.060	1		05/11/16 10:37	71-43-2	
Bromodichloromethane	ND	ug/L	1.0	0.19	1		05/11/16 10:37	75-27-4	
Bromoform	ND	ug/L	1.0	0.070	1		05/11/16 10:37	75-25-2	
Bromomethane	ND	ug/L	5.0	0.16	1		05/11/16 10:37	74-83-9	
2-Butanone (MEK)	ND	ug/L	10.0	0.59	1		05/11/16 10:37	78-93-3	
Carbon disulfide	**0.17J**	ug/L	5.0	0.12	1		05/11/16 10:37	75-15-0	
Carbon tetrachloride	ND	ug/L	1.0	0.18	1		05/11/16 10:37	56-23-5	
Chlorobenzene	ND	ug/L	1.0	0.21	1		05/11/16 10:37	108-90-7	
Chloroethane	ND	ug/L	1.0	0.15	1		05/11/16 10:37	75-00-3	
Chloroform	**0.68J**	ug/L	1.0	0.14	1		05/11/16 10:37	67-66-3	
Chloromethane	ND	ug/L	1.0	0.080	1		05/11/16 10:37	74-87-3	
Dibromochloromethane	ND	ug/L	1.0	0.21	1		05/11/16 10:37	124-48-1	
1,1-Dichloroethane	ND	ug/L	1.0	0.050	1		05/11/16 10:37	75-34-3	
1,2-Dichloroethane	ND	ug/L	1.0	0.12	1		05/11/16 10:37	107-06-2	
1,1-Dichloroethene	**0.67J**	ug/L	1.0	0.20	1		05/11/16 10:37	75-35-4	
cis-1,2-Dichloroethene	**2.4**	ug/L	1.0	0.080	1		05/11/16 10:37	156-59-2	
trans-1,2-Dichloroethene	ND	ug/L	1.0	0.20	1		05/11/16 10:37	156-60-5	
1,2-Dichloropropane	ND	ug/L	1.0	0.16	1		05/11/16 10:37	78-87-5	
cis-1,3-Dichloropropene	ND	ug/L	1.0	0.14	1		05/11/16 10:37	10061-01-5	
trans-1,3-Dichloropropene	ND	ug/L	1.0	0.12	1		05/11/16 10:37	10061-02-6	
Ethylbenzene	ND	ug/L	1.0	0.18	1		05/11/16 10:37	100-41-4	
2-Hexanone	ND	ug/L	10.0	1.2	1		05/11/16 10:37	591-78-6	
Methylene chloride	ND	ug/L	1.0	0.15	1		05/11/16 10:37	75-09-2	
4-Methyl-2-pentanone (MIBK)	ND	ug/L	10.0	0.42	1		05/11/16 10:37	108-10-1	
Styrene	ND	ug/L	1.0	0.12	1		05/11/16 10:37	100-42-5	
1,1,2,2-Tetrachloroethane	ND	ug/L	1.0	0.15	1		05/11/16 10:37	79-34-5	
Tetrachloroethene	ND	ug/L	1.0	0.10	1		05/11/16 10:37	127-18-4	
Toluene	ND	ug/L	1.0	0.17	1		05/11/16 10:37	108-88-3	
1,1,1-Trichloroethane	ND	ug/L	1.0	0.11	1		05/11/16 10:37	71-55-6	
1,1,2-Trichloroethane	ND	ug/L	1.0	0.20	1		05/11/16 10:37	79-00-5	
Trichloroethene	**54.5**	ug/L	1.0	0.17	1		05/11/16 10:37	79-01-6	
Vinyl chloride	ND	ug/L	1.0	0.13	1		05/11/16 10:37	75-01-4	
Xylene (Total)	ND	ug/L	3.0	0.42	1		05/11/16 10:37	1330-20-7	
Surrogates									
4-Bromofluorobenzene (S)	102	%	77-130		1		05/11/16 10:37	460-00-4	
1,2-Dichloroethane-d4 (S)	103	%	81-127		1		05/11/16 10:37	17060-07-0	
Toluene-d8 (S)	101	%	80-120		1		05/11/16 10:37	2037-26-5	
Preservation pH	**1.0**		0.10	0.10	1		05/11/16 10:37		

REPORT OF LABORATORY ANALYSIS

This report shall not be reproduced, except in full,
without the written consent of Pace Analytical Services, Inc..

Pace Analytical Services, Inc.
9608 Loiret Blvd.
Lenexa, KS 66219
(913)599-5665

ANALYTICAL RESULTS

Project: FORT SMITH, AR
Pace Project No.: 60218387

Sample: DUP-09-201605 **Lab ID: 60218387043** Collected: 05/04/16 17:15 Received: 05/05/16 05:06 Matrix: Water

Parameters	Results	Units	Report Limit	MDL	DF	Prepared	Analyzed	CAS No.	Qual
8260 MSV	Analytical Method: EPA 5030B/8260								
Acetone	ND	ug/L	10.0	1.9	1		05/11/16 13:01	67-64-1	
Benzene	ND	ug/L	1.0	0.060	1		05/11/16 13:01	71-43-2	
Bromodichloromethane	ND	ug/L	1.0	0.19	1		05/11/16 13:01	75-27-4	
Bromoform	ND	ug/L	1.0	0.070	1		05/11/16 13:01	75-25-2	
Bromomethane	ND	ug/L	5.0	0.16	1		05/11/16 13:01	74-83-9	
2-Butanone (MEK)	ND	ug/L	10.0	0.59	1		05/11/16 13:01	78-93-3	
Carbon disulfide	ND	ug/L	5.0	0.12	1		05/11/16 13:01	75-15-0	
Carbon tetrachloride	ND	ug/L	1.0	0.18	1		05/11/16 13:01	56-23-5	
Chlorobenzene	ND	ug/L	1.0	0.21	1		05/11/16 13:01	108-90-7	
Chloroethane	ND	ug/L	1.0	0.15	1		05/11/16 13:01	75-00-3	
Chloroform	**0.15J**	ug/L	1.0	0.14	1		05/11/16 13:01	67-66-3	
Chloromethane	ND	ug/L	1.0	0.080	1		05/11/16 13:01	74-87-3	
Dibromochloromethane	ND	ug/L	1.0	0.21	1		05/11/16 13:01	124-48-1	
1,1-Dichloroethane	ND	ug/L	1.0	0.050	1		05/11/16 13:01	75-34-3	
1,2-Dichloroethane	ND	ug/L	1.0	0.12	1		05/11/16 13:01	107-06-2	
1,1-Dichloroethene	**0.27J**	ug/L	1.0	0.20	1		05/11/16 13:01	75-35-4	
cis-1,2-Dichloroethene	**16.6**	ug/L	1.0	0.080	1		05/11/16 13:01	156-59-2	
trans-1,2-Dichloroethene	ND	ug/L	1.0	0.20	1		05/11/16 13:01	156-60-5	
1,2-Dichloropropane	ND	ug/L	1.0	0.16	1		05/11/16 13:01	78-87-5	
cis-1,3-Dichloropropene	ND	ug/L	1.0	0.14	1		05/11/16 13:01	10061-01-5	
trans-1,3-Dichloropropene	ND	ug/L	1.0	0.12	1		05/11/16 13:01	10061-02-6	
Ethylbenzene	ND	ug/L	1.0	0.18	1		05/11/16 13:01	100-41-4	
2-Hexanone	ND	ug/L	10.0	1.2	1		05/11/16 13:01	591-78-6	
Methylene chloride	ND	ug/L	1.0	0.15	1		05/11/16 13:01	75-09-2	
4-Methyl-2-pentanone (MIBK)	ND	ug/L	10.0	0.42	1		05/11/16 13:01	108-10-1	
Styrene	ND	ug/L	1.0	0.12	1		05/11/16 13:01	100-42-5	
1,1,2,2-Tetrachloroethane	ND	ug/L	1.0	0.15	1		05/11/16 13:01	79-34-5	
Tetrachloroethene	**0.15J**	ug/L	1.0	0.10	1		05/11/16 13:01	127-18-4	
Toluene	ND	ug/L	1.0	0.17	1		05/11/16 13:01	108-88-3	
1,1,1-Trichloroethane	ND	ug/L	1.0	0.11	1		05/11/16 13:01	71-55-6	
1,1,2-Trichloroethane	ND	ug/L	1.0	0.20	1		05/11/16 13:01	79-00-5	
Trichloroethene	**271**	ug/L	5.0	0.85	5		05/12/16 18:49	79-01-6	
Vinyl chloride	**0.32J**	ug/L	1.0	0.13	1		05/11/16 13:01	75-01-4	
Xylene (Total)	ND	ug/L	3.0	0.42	1		05/11/16 13:01	1330-20-7	
Surrogates									
4-Bromofluorobenzene (S)	100	%	77-130		1		05/11/16 13:01	460-00-4	
1,2-Dichloroethane-d4 (S)	94	%	81-127		1		05/11/16 13:01	17060-07-0	
Toluene-d8 (S)	104	%	80-120		1		05/11/16 13:01	2037-26-5	
Preservation pH	**1.0**		0.10	0.10	1		05/11/16 13:01		

REPORT OF LABORATORY ANALYSIS

This report shall not be reproduced, except in full,
without the written consent of Pace Analytical Services, Inc..

Pace Analytical Services, Inc.
9608 Loiret Blvd.
Lenexa, KS 66219
(913)599-5665

ANALYTICAL RESULTS

Project: FORT SMITH, AR
Pace Project No.: 60218387

Sample: TB-14-201605 **Lab ID: 60218387044** Collected: 05/04/16 08:44 Received: 05/05/16 05:06 Matrix: Water

Parameters	Results	Units	Report Limit	MDL	DF	Prepared	Analyzed	CAS No.	Qual
8260 MSV	Analytical Method: EPA 5030B/8260								
Acetone	ND	ug/L	10.0	1.9	1		05/11/16 09:54	67-64-1	
Benzene	ND	ug/L	1.0	0.060	1		05/11/16 09:54	71-43-2	
Bromodichloromethane	ND	ug/L	1.0	0.19	1		05/11/16 09:54	75-27-4	
Bromoform	ND	ug/L	1.0	0.070	1		05/11/16 09:54	75-25-2	
Bromomethane	ND	ug/L	5.0	0.16	1		05/11/16 09:54	74-83-9	
2-Butanone (MEK)	ND	ug/L	10.0	0.59	1		05/11/16 09:54	78-93-3	
Carbon disulfide	ND	ug/L	5.0	0.12	1		05/11/16 09:54	75-15-0	
Carbon tetrachloride	ND	ug/L	1.0	0.18	1		05/11/16 09:54	56-23-5	
Chlorobenzene	ND	ug/L	1.0	0.21	1		05/11/16 09:54	108-90-7	
Chloroethane	ND	ug/L	1.0	0.15	1		05/11/16 09:54	75-00-3	
Chloroform	ND	ug/L	1.0	0.14	1		05/11/16 09:54	67-66-3	
Chloromethane	ND	ug/L	1.0	0.080	1		05/11/16 09:54	74-87-3	
Dibromochloromethane	ND	ug/L	1.0	0.21	1		05/11/16 09:54	124-48-1	
1,1-Dichloroethane	ND	ug/L	1.0	0.050	1		05/11/16 09:54	75-34-3	
1,2-Dichloroethane	ND	ug/L	1.0	0.12	1		05/11/16 09:54	107-06-2	
1,1-Dichloroethene	ND	ug/L	1.0	0.20	1		05/11/16 09:54	75-35-4	
cis-1,2-Dichloroethene	ND	ug/L	1.0	0.080	1		05/11/16 09:54	156-59-2	
trans-1,2-Dichloroethene	ND	ug/L	1.0	0.20	1		05/11/16 09:54	156-60-5	
1,2-Dichloropropane	ND	ug/L	1.0	0.16	1		05/11/16 09:54	78-87-5	
cis-1,3-Dichloropropene	ND	ug/L	1.0	0.14	1		05/11/16 09:54	10061-01-5	
trans-1,3-Dichloropropene	ND	ug/L	1.0	0.12	1		05/11/16 09:54	10061-02-6	
Ethylbenzene	ND	ug/L	1.0	0.18	1		05/11/16 09:54	100-41-4	
2-Hexanone	ND	ug/L	10.0	1.2	1		05/11/16 09:54	591-78-6	
Methylene chloride	ND	ug/L	1.0	0.15	1		05/11/16 09:54	75-09-2	
4-Methyl-2-pentanone (MIBK)	ND	ug/L	10.0	0.42	1		05/11/16 09:54	108-10-1	
Styrene	ND	ug/L	1.0	0.12	1		05/11/16 09:54	100-42-5	
1,1,2,2-Tetrachloroethane	ND	ug/L	1.0	0.15	1		05/11/16 09:54	79-34-5	
Tetrachloroethene	ND	ug/L	1.0	0.10	1		05/11/16 09:54	127-18-4	
Toluene	ND	ug/L	1.0	0.17	1		05/11/16 09:54	108-88-3	
1,1,1-Trichloroethane	ND	ug/L	1.0	0.11	1		05/11/16 09:54	71-55-6	
1,1,2-Trichloroethane	ND	ug/L	1.0	0.20	1		05/11/16 09:54	79-00-5	
Trichloroethene	ND	ug/L	1.0	0.17	1		05/11/16 09:54	79-01-6	
Vinyl chloride	ND	ug/L	1.0	0.13	1		05/11/16 09:54	75-01-4	
Xylene (Total)	ND	ug/L	3.0	0.42	1		05/11/16 09:54	1330-20-7	
Surrogates									
4-Bromofluorobenzene (S)	101	%	77-130		1		05/11/16 09:54	460-00-4	
1,2-Dichloroethane-d4 (S)	104	%	81-127		1		05/11/16 09:54	17060-07-0	
Toluene-d8 (S)	104	%	80-120		1		05/11/16 09:54	2037-26-5	
Preservation pH	**1.0**		0.10	0.10	1		05/11/16 09:54		

REPORT OF LABORATORY ANALYSIS

This report shall not be reproduced, except in full,
without the written consent of Pace Analytical Services, Inc..

Pace Analytical Services, Inc.
9608 Loiret Blvd.
Lenexa, KS 66219
(913)599-5665

QUALITY CONTROL DATA

Project: FORT SMITH, AR
Pace Project No.: 60218387

QC Batch: GCSV/5417 Analysis Method: EPA 8015 - Alcohol
QC Batch Method: EPA 8015 - Alcohol Analysis Description: Alcohol by Direct Inject GCFID
Associated Lab Samples: 60218387002, 60218387003, 60218387004, 60218387005, 60218387006

METHOD BLANK: 225185 Matrix: Water
Associated Lab Samples:

Parameter	Units	Blank Result	Reporting Limit	MDL	Analyzed	Qualifiers
2-Chloroethanol	ug/L	ND	10000	1510	05/10/16 15:07	

LABORATORY CONTROL SAMPLE: 225186

Parameter	Units	Spike Conc.	LCS Result	LCS % Rec	% Rec Limits	Qualifiers
2-Chloroethanol	ug/L	100000	96300	96	40-140	

MATRIX SPIKE & MATRIX SPIKE DUPLICATE: 225187 225188

Parameter	Units	60218184012 Result	MS Spike Conc.	MSD Spike Conc.	MS Result	MSD Result	MS % Rec	MSD % Rec	% Rec Limits	RPD	Max RPD	Qual
2-Chloroethanol	ug/L	ND	100000	100000	101000	98800	101	99	40-140	2	40	

Results presented on this page are in the units indicated by the "Units" column except where an alternate unit is presented to the right of the result.

REPORT OF LABORATORY ANALYSIS

This report shall not be reproduced, except in full,
without the written consent of Pace Analytical Services, Inc..

Pace Analytical Services, Inc.
9608 Loiret Blvd.
Lenexa, KS 66219
(913)599-5665

QUALITY CONTROL DATA

Project: FORT SMITH, AR
Pace Project No.: 60218387

QC Batch: GCSV/5435 Analysis Method: EPA 8015 - Alcohol
QC Batch Method: EPA 8015 - Alcohol Analysis Description: Alcohol by Direct Inject GCFID
Associated Lab Samples: 60218387007, 60218387008, 60218387009, 60218387010, 60218387011, 60218387012, 60218387013, 60218387014, 60218387015, 60218387016, 60218387017, 60218387018, 60218387019, 60218387020, 60218387021, 60218387022, 60218387023, 60218387024, 60218387025, 60218387026

METHOD BLANK: 226080 Matrix: Water
Associated Lab Samples:

Parameter	Units	Blank Result	Reporting Limit	MDL	Analyzed	Qualifiers
2-Chloroethanol	ug/L	ND	10000	1530	05/11/16 09:56	

LABORATORY CONTROL SAMPLE: 226081

Parameter	Units	Spike Conc.	LCS Result	LCS % Rec	% Rec Limits	Qualifiers
2-Chloroethanol	ug/L	100000	78100	78	40-140	

MATRIX SPIKE & MATRIX SPIKE DUPLICATE: 226082 226083

Parameter	Units	60218387021 Result	MS Spike Conc.	MSD Spike Conc.	MS Result	MSD Result	MS % Rec	MSD % Rec	% Rec Limits	RPD	Max RPD	Qual
2-Chloroethanol	ug/L	ND	100000	100000	85000	78400	85	78	40-140	8	40	

Results presented on this page are in the units indicated by the "Units" column except where an alternate unit is presented to the right of the result.

REPORT OF LABORATORY ANALYSIS

This report shall not be reproduced, except in full,
without the written consent of Pace Analytical Services, Inc..

Pace Analytical Services, Inc.
9608 Loiret Blvd.
Lenexa, KS 66219
(913)599-5665

QUALITY CONTROL DATA

Project: FORT SMITH, AR
Pace Project No.: 60218387

QC Batch: GCSV/5445
QC Batch Method: EPA 8015 - Alcohol
Analysis Method: EPA 8015 - Alcohol
Analysis Description: Alcohol by Direct Inject GCFID
Associated Lab Samples: 60218387027

METHOD BLANK: 226545 Matrix: Water
Associated Lab Samples:

Parameter	Units	Blank Result	Reporting Limit	MDL	Analyzed	Qualifiers
2-Chloroethanol	ug/L	ND	10000	1530	05/11/16 17:51	

LABORATORY CONTROL SAMPLE: 226546

Parameter	Units	Spike Conc.	LCS Result	LCS % Rec	% Rec Limits	Qualifiers
2-Chloroethanol	ug/L	100000	101000	101	40-140	

MATRIX SPIKE & MATRIX SPIKE DUPLICATE: 226547 226548

Parameter	Units	60218544005 Result	MS Spike Conc.	MSD Spike Conc.	MS Result	MSD Result	MS % Rec	MSD % Rec	% Rec Limits	RPD	Max RPD	Qual
2-Chloroethanol	ug/L	ND	100000	100000	104000	99800	104	100	40-140	4	40	

Results presented on this page are in the units indicated by the "Units" column except where an alternate unit is presented to the right of the result.

REPORT OF LABORATORY ANALYSIS

This report shall not be reproduced, except in full,
without the written consent of Pace Analytical Services, Inc..

Pace Analytical Services, Inc.
9608 Loiret Blvd.
Lenexa, KS 66219
(913)599-5665

QUALITY CONTROL DATA

Project: FORT SMITH, AR
Pace Project No.: 60218387

QC Batch: MPRP/35784 Analysis Method: EPA 6010
QC Batch Method: EPA 3010 Analysis Description: 6010 MET
Associated Lab Samples: 60218387002, 60218387003, 60218387004, 60218387005, 60218387006, 60218387007, 60218387008, 60218387009, 60218387010, 60218387011, 60218387012, 60218387013, 60218387014, 60218387015, 60218387016, 60218387017, 60218387018, 60218387019, 60218387020

METHOD BLANK: 1752464 Matrix: Water
Associated Lab Samples: 60218387002, 60218387003, 60218387004, 60218387005, 60218387006, 60218387007, 60218387008, 60218387009, 60218387010, 60218387011, 60218387012, 60218387013, 60218387014, 60218387015, 60218387016, 60218387017, 60218387018, 60218387019, 60218387020

Parameter	Units	Blank Result	Reporting Limit	MDL	Analyzed	Qualifiers
Iron	ug/L	10.8J	50.0	8.8	05/06/16 12:34	
Manganese	ug/L	ND	5.0	0.25	05/06/16 12:34	

LABORATORY CONTROL SAMPLE: 1752465

Parameter	Units	Spike Conc.	LCS Result	LCS % Rec	% Rec Limits	Qualifiers
Iron	ug/L	10000	10400	104	80-120	
Manganese	ug/L	1000	994	99	80-120	

MATRIX SPIKE & MATRIX SPIKE DUPLICATE: 1752466 1752467

Parameter	Units	60218387020 Result	MS Spike Conc.	MSD Spike Conc.	MS Result	MSD Result	MS % Rec	MSD % Rec	% Rec Limits	RPD	Max RPD	Qual
Iron	ug/L	429	10000	10000	10600	10700	102	103	75-125	1	20	
Manganese	ug/L	71.2	1000	1000	1050	1060	98	99	75-125	1	20	

Results presented on this page are in the units indicated by the "Units" column except where an alternate unit is presented to the right of the result.

REPORT OF LABORATORY ANALYSIS

This report shall not be reproduced, except in full,
without the written consent of Pace Analytical Services, Inc..

Pace Analytical Services, Inc.
9608 Loiret Blvd.
Lenexa, KS 66219
(913)599-5665

QUALITY CONTROL DATA

Project: FORT SMITH, AR
Pace Project No.: 60218387

QC Batch: MPRP/35785 Analysis Method: EPA 6010
QC Batch Method: EPA 3010 Analysis Description: 6010 MET
Associated Lab Samples: 60218387021, 60218387022, 60218387023, 60218387024, 60218387025, 60218387026, 60218387027

METHOD BLANK: 1752468 Matrix: Water
Associated Lab Samples: 60218387021, 60218387022, 60218387023, 60218387024, 60218387025, 60218387026, 60218387027

Parameter	Units	Blank Result	Reporting Limit	MDL	Analyzed	Qualifiers
Iron	ug/L	ND	50.0	8.8	05/06/16 13:10	
Manganese	ug/L	ND	5.0	0.25	05/06/16 13:10	

LABORATORY CONTROL SAMPLE: 1752469

Parameter	Units	Spike Conc.	LCS Result	LCS % Rec	% Rec Limits	Qualifiers
Iron	ug/L	10000	10100	101	80-120	
Manganese	ug/L	1000	1020	102	80-120	

MATRIX SPIKE & MATRIX SPIKE DUPLICATE: 1752470 1752471

Parameter	Units	60218387021 Result	MS Spike Conc.	MSD Spike Conc.	MS Result	MSD Result	MS % Rec	MSD % Rec	% Rec Limits	RPD	Max RPD	Qual
Iron	ug/L	167	10000	10000	10400	10700	103	106	75-125	3	20	
Manganese	ug/L	43.1	1000	1000	1060	1080	102	104	75-125	2	20	

Results presented on this page are in the units indicated by the "Units" column except where an alternate unit is presented to the right of the result.

REPORT OF LABORATORY ANALYSIS

This report shall not be reproduced, except in full,
without the written consent of Pace Analytical Services, Inc..

Pace Analytical Services, Inc.
9608 Loiret Blvd.
Lenexa, KS 66219
(913)599-5665

QUALITY CONTROL DATA

Project: FORT SMITH, AR
Pace Project No.: 60218387

QC Batch: MSV/75668 Analysis Method: EPA 5030B/8260
QC Batch Method: EPA 5030B/8260 Analysis Description: 8260 MSV Water 10 mL Purge
Associated Lab Samples: 60218387002, 60218387003, 60218387004, 60218387005, 60218387007, 60218387008, 60218387009, 60218387010, 60218387012

METHOD BLANK: 1754870 Matrix: Water
Associated Lab Samples: 60218387002, 60218387003, 60218387004, 60218387005, 60218387007, 60218387008, 60218387009, 60218387010, 60218387012

Parameter	Units	Blank Result	Reporting Limit	MDL	Analyzed	Qualifiers
1,1,1-Trichloroethane	ug/L	ND	1.0	0.11	05/10/16 08:16	
1,1,2,2-Tetrachloroethane	ug/L	ND	1.0	0.15	05/10/16 08:16	
1,1,2-Trichloroethane	ug/L	ND	1.0	0.20	05/10/16 08:16	
1,1-Dichloroethane	ug/L	ND	1.0	0.050	05/10/16 08:16	
1,1-Dichloroethene	ug/L	ND	1.0	0.20	05/10/16 08:16	
1,2-Dichloroethane	ug/L	ND	1.0	0.12	05/10/16 08:16	
1,2-Dichloropropane	ug/L	ND	1.0	0.16	05/10/16 08:16	
2-Butanone (MEK)	ug/L	ND	10.0	0.59	05/10/16 08:16	
2-Hexanone	ug/L	ND	10.0	1.2	05/10/16 08:16	
4-Methyl-2-pentanone (MIBK)	ug/L	ND	10.0	0.42	05/10/16 08:16	
Acetone	ug/L	ND	10.0	1.9	05/10/16 08:16	
Benzene	ug/L	ND	1.0	0.060	05/10/16 08:16	
Bromodichloromethane	ug/L	ND	1.0	0.19	05/10/16 08:16	
Bromoform	ug/L	ND	1.0	0.070	05/10/16 08:16	
Bromomethane	ug/L	ND	5.0	0.16	05/10/16 08:16	
Carbon disulfide	ug/L	ND	5.0	0.12	05/10/16 08:16	
Carbon tetrachloride	ug/L	ND	1.0	0.18	05/10/16 08:16	
Chlorobenzene	ug/L	ND	1.0	0.21	05/10/16 08:16	
Chloroethane	ug/L	ND	1.0	0.15	05/10/16 08:16	
Chloroform	ug/L	ND	1.0	0.14	05/10/16 08:16	
Chloromethane	ug/L	ND	1.0	0.080	05/10/16 08:16	
cis-1,2-Dichloroethene	ug/L	ND	1.0	0.080	05/10/16 08:16	
cis-1,3-Dichloropropene	ug/L	ND	1.0	0.14	05/10/16 08:16	
Dibromochloromethane	ug/L	ND	1.0	0.21	05/10/16 08:16	
Ethylbenzene	ug/L	ND	1.0	0.18	05/10/16 08:16	
Methylene chloride	ug/L	ND	1.0	0.15	05/10/16 08:16	
Styrene	ug/L	ND	1.0	0.12	05/10/16 08:16	
Tetrachloroethene	ug/L	ND	1.0	0.10	05/10/16 08:16	
Toluene	ug/L	ND	1.0	0.17	05/10/16 08:16	
trans-1,2-Dichloroethene	ug/L	ND	1.0	0.20	05/10/16 08:16	
trans-1,3-Dichloropropene	ug/L	ND	1.0	0.12	05/10/16 08:16	
Trichloroethene	ug/L	ND	1.0	0.17	05/10/16 08:16	
Vinyl chloride	ug/L	ND	1.0	0.13	05/10/16 08:16	
Xylene (Total)	ug/L	ND	3.0	0.42	05/10/16 08:16	
1,2-Dichloroethane-d4 (S)	%	105	81-127		05/10/16 08:16	
4-Bromofluorobenzene (S)	%	97	77-130		05/10/16 08:16	
Toluene-d8 (S)	%	99	80-120		05/10/16 08:16	

Results presented on this page are in the units indicated by the "Units" column except where an alternate unit is presented to the right of the result.

REPORT OF LABORATORY ANALYSIS

This report shall not be reproduced, except in full,
without the written consent of Pace Analytical Services, Inc..

Pace Analytical Services, Inc.
9608 Loiret Blvd.
Lenexa, KS 66219
(913)599-5665

QUALITY CONTROL DATA

Project: FORT SMITH, AR
Pace Project No.: 60218387

LABORATORY CONTROL SAMPLE: 1754871

Parameter	Units	Spike Conc.	LCS Result	LCS % Rec	% Rec Limits	Qualifiers
1,1,1-Trichloroethane	ug/L	20	19.3	97	81-116	
1,1,2,2-Tetrachloroethane	ug/L	20	18.1	90	72-117	
1,1,2-Trichloroethane	ug/L	20	18.6	93	79-108	
1,1-Dichloroethane	ug/L	20	19.1	95	83-117	
1,1-Dichloroethene	ug/L	20	19.6	98	74-114	
1,2-Dichloroethane	ug/L	20	19.1	96	72-116	
1,2-Dichloropropane	ug/L	20	19.6	98	80-120	
2-Butanone (MEK)	ug/L	100	93.1	93	67-129	
2-Hexanone	ug/L	100	94.4	94	70-128	
4-Methyl-2-pentanone (MIBK)	ug/L	100	97.6	98	80-120	
Acetone	ug/L	100	101	101	56-142	
Benzene	ug/L	20	20.1	101	79-116	
Bromodichloromethane	ug/L	20	19.0	95	80-120	
Bromoform	ug/L	20	18.8	94	73-114	
Bromomethane	ug/L	20	22.1	111	49-153	
Carbon disulfide	ug/L	20	19.4	97	82-121	
Carbon tetrachloride	ug/L	20	18.6	93	80-116	
Chlorobenzene	ug/L	20	19.5	97	80-120	
Chloroethane	ug/L	20	19.5	97	67-124	
Chloroform	ug/L	20	19.5	98	79-120	
Chloromethane	ug/L	20	25.2	126	10-192	
cis-1,2-Dichloroethene	ug/L	20	18.7	93	80-120	
cis-1,3-Dichloropropene	ug/L	20	18.9	95	80-120	
Dibromochloromethane	ug/L	20	19.0	95	80-120	
Ethylbenzene	ug/L	20	19.3	96	80-120	
Methylene chloride	ug/L	20	20.2	101	80-120	
Styrene	ug/L	20	19.9	100	80-120	
Tetrachloroethene	ug/L	20	19.0	95	80-120	
Toluene	ug/L	20	19.5	97	80-120	
trans-1,2-Dichloroethene	ug/L	20	18.2	91	78-108	
trans-1,3-Dichloropropene	ug/L	20	19.1	96	85-120	
Trichloroethene	ug/L	20	19.0	95	76-114	
Vinyl chloride	ug/L	20	19.0	95	69-129	
Xylene (Total)	ug/L	60	59.4	99	80-120	
1,2-Dichloroethane-d4 (S)	%			96	81-127	
4-Bromofluorobenzene (S)	%			98	77-130	
Toluene-d8 (S)	%			99	80-120	

Results presented on this page are in the units indicated by the "Units" column except where an alternate unit is presented to the right of the result.

REPORT OF LABORATORY ANALYSIS

This report shall not be reproduced, except in full,
without the written consent of Pace Analytical Services, Inc..

Pace Analytical Services, Inc.
9608 Loiret Blvd.
Lenexa, KS 66219
(913)599-5665

QUALITY CONTROL DATA

Project: FORT SMITH, AR
Pace Project No.: 60218387

QC Batch: MSV/75679 Analysis Method: EPA 5030B/8260
QC Batch Method: EPA 5030B/8260 Analysis Description: 8260 MSV Water 10 mL Purge
Associated Lab Samples: 60218387013, 60218387017, 60218387018, 60218387019, 60218387020, 60218387021, 60218387022, 60218387023, 60218387024, 60218387025, 60218387026, 60218387027

METHOD BLANK: 1755407 Matrix: Water
Associated Lab Samples: 60218387013, 60218387017, 60218387018, 60218387019, 60218387020, 60218387021, 60218387022, 60218387023, 60218387024, 60218387025, 60218387026, 60218387027

Parameter	Units	Blank Result	Reporting Limit	MDL	Analyzed	Qualifiers
1,1,1-Trichloroethane	ug/L	ND	1.0	0.11	05/10/16 20:15	
1,1,2,2-Tetrachloroethane	ug/L	ND	1.0	0.15	05/10/16 20:15	
1,1,2-Trichloroethane	ug/L	ND	1.0	0.20	05/10/16 20:15	
1,1-Dichloroethane	ug/L	ND	1.0	0.050	05/10/16 20:15	
1,1-Dichloroethene	ug/L	ND	1.0	0.20	05/10/16 20:15	
1,2-Dichloroethane	ug/L	ND	1.0	0.12	05/10/16 20:15	
1,2-Dichloropropane	ug/L	ND	1.0	0.16	05/10/16 20:15	
2-Butanone (MEK)	ug/L	ND	10.0	0.59	05/10/16 20:15	
2-Hexanone	ug/L	ND	10.0	1.2	05/10/16 20:15	
4-Methyl-2-pentanone (MIBK)	ug/L	ND	10.0	0.42	05/10/16 20:15	
Acetone	ug/L	ND	10.0	1.9	05/10/16 20:15	
Benzene	ug/L	ND	1.0	0.060	05/10/16 20:15	
Bromodichloromethane	ug/L	ND	1.0	0.19	05/10/16 20:15	
Bromoform	ug/L	ND	1.0	0.070	05/10/16 20:15	
Bromomethane	ug/L	ND	5.0	0.16	05/10/16 20:15	
Carbon disulfide	ug/L	ND	5.0	0.12	05/10/16 20:15	
Carbon tetrachloride	ug/L	ND	1.0	0.18	05/10/16 20:15	
Chlorobenzene	ug/L	ND	1.0	0.21	05/10/16 20:15	
Chloroethane	ug/L	ND	1.0	0.15	05/10/16 20:15	
Chloroform	ug/L	0.98J	1.0	0.14	05/10/16 20:15	
Chloromethane	ug/L	ND	1.0	0.080	05/10/16 20:15	
cis-1,2-Dichloroethene	ug/L	ND	1.0	0.080	05/10/16 20:15	
cis-1,3-Dichloropropene	ug/L	ND	1.0	0.14	05/10/16 20:15	
Dibromochloromethane	ug/L	ND	1.0	0.21	05/10/16 20:15	
Ethylbenzene	ug/L	ND	1.0	0.18	05/10/16 20:15	
Methylene chloride	ug/L	0.74J	1.0	0.15	05/10/16 20:15	
Styrene	ug/L	ND	1.0	0.12	05/10/16 20:15	
Tetrachloroethene	ug/L	ND	1.0	0.10	05/10/16 20:15	
Toluene	ug/L	ND	1.0	0.17	05/10/16 20:15	
trans-1,2-Dichloroethene	ug/L	ND	1.0	0.20	05/10/16 20:15	
trans-1,3-Dichloropropene	ug/L	ND	1.0	0.12	05/10/16 20:15	
Trichloroethene	ug/L	ND	1.0	0.17	05/10/16 20:15	
Vinyl chloride	ug/L	ND	1.0	0.13	05/10/16 20:15	
Xylene (Total)	ug/L	ND	3.0	0.42	05/10/16 20:15	
1,2-Dichloroethane-d4 (S)	%	97	81-127		05/10/16 20:15	
4-Bromofluorobenzene (S)	%	100	77-130		05/10/16 20:15	
Toluene-d8 (S)	%	99	80-120		05/10/16 20:15	

Results presented on this page are in the units indicated by the "Units" column except where an alternate unit is presented to the right of the result.

REPORT OF LABORATORY ANALYSIS

This report shall not be reproduced, except in full,
without the written consent of Pace Analytical Services, Inc..

Pace Analytical Services, Inc.
9608 Loiret Blvd.
Lenexa, KS 66219
(913)599-5665

QUALITY CONTROL DATA

Project: FORT SMITH, AR
Pace Project No.: 60218387

LABORATORY CONTROL SAMPLE: 1755408

Parameter	Units	Spike Conc.	LCS Result	LCS % Rec	% Rec Limits	Qualifiers
1,1,1-Trichloroethane	ug/L	20	19.4	97	81-116	
1,1,2,2-Tetrachloroethane	ug/L	20	18.8	94	72-117	
1,1,2-Trichloroethane	ug/L	20	17.5	88	79-108	
1,1-Dichloroethane	ug/L	20	19.7	98	83-117	
1,1-Dichloroethene	ug/L	20	19.2	96	74-114	
1,2-Dichloroethane	ug/L	20	19.5	98	72-116	
1,2-Dichloropropane	ug/L	20	20.1	100	80-120	
2-Butanone (MEK)	ug/L	100	98.7	99	67-129	
2-Hexanone	ug/L	100	94.3	94	70-128	
4-Methyl-2-pentanone (MIBK)	ug/L	100	104	104	80-120	
Acetone	ug/L	100	105	105	56-142	
Benzene	ug/L	20	20.9	105	79-116	
Bromodichloromethane	ug/L	20	19.7	99	80-120	
Bromoform	ug/L	20	18.0	90	73-114	
Bromomethane	ug/L	20	20.9	104	49-153	
Carbon disulfide	ug/L	20	19.5	98	82-121	
Carbon tetrachloride	ug/L	20	19.1	96	80-116	
Chlorobenzene	ug/L	20	19.1	95	80-120	
Chloroethane	ug/L	20	20.3	101	67-124	
Chloroform	ug/L	20	20.1	100	79-120	
Chloromethane	ug/L	20	25.6	128	10-192	
cis-1,2-Dichloroethene	ug/L	20	19.1	95	80-120	
cis-1,3-Dichloropropene	ug/L	20	19.7	98	80-120	
Dibromochloromethane	ug/L	20	17.4	87	80-120	
Ethylbenzene	ug/L	20	18.6	93	80-120	
Methylene chloride	ug/L	20	21.9	110	80-120	
Styrene	ug/L	20	19.8	99	80-120	
Tetrachloroethene	ug/L	20	18.0	90	80-120	
Toluene	ug/L	20	18.9	95	80-120	
trans-1,2-Dichloroethene	ug/L	20	18.8	94	78-108	
trans-1,3-Dichloropropene	ug/L	20	18.1	91	85-120	
Trichloroethene	ug/L	20	19.4	97	76-114	
Vinyl chloride	ug/L	20	18.9	94	69-129	
Xylene (Total)	ug/L	60	56.4	94	80-120	
1,2-Dichloroethane-d4 (S)	%			96	81-127	
4-Bromofluorobenzene (S)	%			97	77-130	
Toluene-d8 (S)	%			94	80-120	

MATRIX SPIKE & MATRIX SPIKE DUPLICATE: 1755409 1755410

Parameter	Units	60218387020 Result	MS Spike Conc.	MSD Spike Conc.	MS Result	MSD Result	MS % Rec	MSD % Rec	% Rec Limits	RPD	Max RPD	Qual
1,1,1-Trichloroethane	ug/L	ND	20	20	20.4	21.2	102	106	70-135	4	12	
1,1,2,2-Tetrachloroethane	ug/L	ND	20	20	16.4	17.7	82	88	54-136	8	15	
1,1,2-Trichloroethane	ug/L	ND	20	20	16.9	17.5	84	87	70-113	3	15	

Results presented on this page are in the units indicated by the "Units" column except where an alternate unit is presented to the right of the result.

REPORT OF LABORATORY ANALYSIS

This report shall not be reproduced, except in full,
without the written consent of Pace Analytical Services, Inc..

Pace Analytical Services, Inc.
9608 Loiret Blvd.
Lenexa, KS 66219
(913)599-5665

QUALITY CONTROL DATA

Project: FORT SMITH, AR
Pace Project No.: 60218387

MATRIX SPIKE & MATRIX SPIKE DUPLICATE: 1755409 1755410

Parameter	Units	60218387020 Result	MS Spike Conc.	MSD Spike Conc.	MS Result	MSD Result	MS % Rec	MSD % Rec	% Rec Limits	RPD	Max RPD	Qual
1,1-Dichloroethane	ug/L	ND	20	20	20.2	21.4	101	107	80-122	6	13	
1,1-Dichloroethene	ug/L	ND	20	20	20.7	20.4	103	102	73-118	1	14	
1,2-Dichloroethane	ug/L	ND	20	20	19.2	20.4	96	102	54-137	6	41	
1,2-Dichloropropane	ug/L	ND	20	20	20.2	19.6	101	98	77-116	3	12	
2-Butanone (MEK)	ug/L	ND	100	100	87.9	95.0	88	95	30-127	8	18	
2-Hexanone	ug/L	ND	100	100	85.0	89.1	85	89	44-124	5	18	
4-Methyl-2-pentanone (MIBK)	ug/L	ND	100	100	94.0	100	94	100	70-124	6	15	
Acetone	ug/L	5.0J	100	100	97.0	142	92	137	10-132	38	20	M1,R1
Benzene	ug/L	ND	20	20	21.1	19.9	106	100	37-151	6	40	
Bromodichloromethane	ug/L	ND	20	20	19.4	20.5	97	102	76-118	5	11	
Bromoform	ug/L	ND	20	20	17.0	16.5	85	83	64-113	3	15	
Bromomethane	ug/L	ND	20	20	22.9	21.5	114	107	41-154	6	43	
Carbon disulfide	ug/L	0.23J	20	20	21.2	20.8	105	103	80-139	2	17	
Carbon tetrachloride	ug/L	ND	20	20	20.0	20.6	100	103	75-127	3	13	
Chlorobenzene	ug/L	ND	20	20	18.4	18.1	92	90	79-113	2	13	
Chloroethane	ug/L	ND	20	20	19.2	19.6	96	98	53-154	2	20	
Chloroform	ug/L	ND	20	20	18.8	20.1	94	100	74-115	6	12	
Chloromethane	ug/L	ND	20	20	28.5	17.8	143	89	33-169	46	72	
cis-1,2-Dichloroethene	ug/L	ND	20	20	19.1	20.3	95	101	58-139	6	40	
cis-1,3-Dichloropropene	ug/L	ND	20	20	18.3	18.5	91	93	70-120	1	14	
Dibromochloromethane	ug/L	ND	20	20	17.3	17.2	87	86	77-114	1	13	
Ethylbenzene	ug/L	ND	20	20	18.8	18.0	94	90	29-151	4	45	
Methylene chloride	ug/L	ND	20	20	20.9	20.2	104	101	76-120	3	13	
Styrene	ug/L	ND	20	20	18.7	18.0	93	90	66-127	4	15	
Tetrachloroethene	ug/L	ND	20	20	18.9	18.2	95	91	77-118	4	14	
Toluene	ug/L	ND	20	20	18.7	18.3	93	91	37-147	2	43	
trans-1,2-Dichloroethene	ug/L	ND	20	20	19.8	20.5	99	102	69-125	4	16	
trans-1,3-Dichloropropene	ug/L	ND	20	20	17.3	17.5	87	88	71-118	1	13	
Trichloroethene	ug/L	ND	20	20	20.1	19.5	101	97	71-116	3	14	
Vinyl chloride	ug/L	ND	20	20	21.4	21.2	107	106	65-142	1	22	
Xylene (Total)	ug/L	ND	60	60	57.2	54.1	95	90	27-156	6	46	
1,2-Dichloroethane-d4 (S)	%						98	105	81-127			
4-Bromofluorobenzene (S)	%						98	99	77-130			
Toluene-d8 (S)	%						95	96	80-120			
Preservation pH		1.0			1.0	1.0				0		

MATRIX SPIKE & MATRIX SPIKE DUPLICATE: 1755411 1755412

Parameter	Units	60218387021 Result	MS Spike Conc.	MSD Spike Conc.	MS Result	MSD Result	MS % Rec	MSD % Rec	% Rec Limits	RPD	Max RPD	Qual
1,1,1-Trichloroethane	ug/L	ND	20	20	20.0	22.3	100	111	70-135	11	12	
1,1,2,2-Tetrachloroethane	ug/L	ND	20	20	17.3	19.4	86	97	54-136	12	15	
1,1,2-Trichloroethane	ug/L	ND	20	20	16.3	18.5	82	93	70-113	12	15	

Results presented on this page are in the units indicated by the "Units" column except where an alternate unit is presented to the right of the result.

REPORT OF LABORATORY ANALYSIS

This report shall not be reproduced, except in full,
without the written consent of Pace Analytical Services, Inc..

Pace Analytical Services, Inc.
9608 Loiret Blvd.
Lenexa, KS 66219
(913)599-5665

QUALITY CONTROL DATA

Project: FORT SMITH, AR
Pace Project No.: 60218387

MATRIX SPIKE & MATRIX SPIKE DUPLICATE: 1755411 1755412

Parameter	Units	60218387021 Result	MS Spike Conc.	MSD Spike Conc.	MS Result	MSD Result	MS % Rec	MSD % Rec	% Rec Limits	RPD	Max RPD	Qual
1,1-Dichloroethane	ug/L	ND	20	20	19.1	22.7	96	114	80-122	17	13	R1
1,1-Dichloroethene	ug/L	ND	20	20	20.6	21.0	103	105	73-118	2	14	
1,2-Dichloroethane	ug/L	ND	20	20	18.3	21.8	91	109	54-137	18	41	
1,2-Dichloropropane	ug/L	ND	20	20	19.5	20.8	97	104	77-116	7	12	
2-Butanone (MEK)	ug/L	ND	100	100	86.9	98.3	87	98	30-127	12	18	
2-Hexanone	ug/L	ND	100	100	85.6	89.6	86	90	44-124	5	18	
4-Methyl-2-pentanone (MIBK)	ug/L	ND	100	100	95.2	98.2	95	98	70-124	3	15	
Acetone	ug/L	ND	100	100	89.1	100	89	100	10-132	12	20	
Benzene	ug/L	ND	20	20	20.0	21.1	100	106	37-151	5	40	
Bromodichloromethane	ug/L	ND	20	20	18.9	21.2	95	106	76-118	11	11	
Bromoform	ug/L	ND	20	20	16.3	18.1	81	91	64-113	11	15	
Bromomethane	ug/L	ND	20	20	21.3	22.2	106	111	41-154	4	43	
Carbon disulfide	ug/L	ND	20	20	20.3	21.6	101	108	80-139	6	17	
Carbon tetrachloride	ug/L	ND	20	20	19.3	21.4	97	107	75-127	10	13	
Chlorobenzene	ug/L	ND	20	20	18.7	18.9	93	95	79-113	1	13	
Chloroethane	ug/L	ND	20	20	19.5	18.2	97	91	53-154	7	20	
Chloroform	ug/L	ND	20	20	18.5	21.2	92	106	74-115	14	12	R1
Chloromethane	ug/L	ND	20	20	28.9	15.8	144	79	33-169	59	72	
cis-1,2-Dichloroethene	ug/L	ND	20	20	18.3	21.5	91	108	58-139	16	40	
cis-1,3-Dichloropropene	ug/L	ND	20	20	17.4	19.5	87	97	70-120	11	14	
Dibromochloromethane	ug/L	ND	20	20	17.6	18.6	88	93	77-114	5	13	
Ethylbenzene	ug/L	ND	20	20	18.7	18.6	93	93	29-151	1	45	
Methylene chloride	ug/L	ND	20	20	19.5	21.1	97	105	76-120	8	13	
Styrene	ug/L	ND	20	20	18.7	18.7	94	94	66-127	0	15	
Tetrachloroethene	ug/L	ND	20	20	17.9	19.2	90	96	77-118	7	14	
Toluene	ug/L	ND	20	20	18.4	18.9	92	95	37-147	3	43	
trans-1,2-Dichloroethene	ug/L	ND	20	20	18.3	21.5	92	108	69-125	16	16	
trans-1,3-Dichloropropene	ug/L	ND	20	20	17.1	18.6	85	93	71-118	9	13	
Trichloroethene	ug/L	ND	20	20	19.2	19.9	96	100	71-116	4	14	
Vinyl chloride	ug/L	ND	20	20	20.8	21.6	104	108	65-142	3	22	
Xylene (Total)	ug/L	ND	60	60	55.8	55.4	93	92	27-156	1	46	
1,2-Dichloroethane-d4 (S)	%						94	108	81-127			
4-Bromofluorobenzene (S)	%						101	101	77-130			
Toluene-d8 (S)	%						94	95	80-120			
Preservation pH		1.0			1.0	1.0				0		

Results presented on this page are in the units indicated by the "Units" column except where an alternate unit is presented to the right of the result.

REPORT OF LABORATORY ANALYSIS

This report shall not be reproduced, except in full,
without the written consent of Pace Analytical Services, Inc..

Pace Analytical Services, Inc.
9608 Loiret Blvd.
Lenexa, KS 66219
(913)599-5665

QUALITY CONTROL DATA

Project: FORT SMITH, AR
Pace Project No.: 60218387

QC Batch: MSV/75701 Analysis Method: EPA 5030B/8260
QC Batch Method: EPA 5030B/8260 Analysis Description: 8260 MSV Water 10 mL Purge
Associated Lab Samples: 60218387028, 60218387029, 60218387031, 60218387033, 60218387034, 60218387035, 60218387037, 60218387038, 60218387039, 60218387040, 60218387041, 60218387042, 60218387043, 60218387044

METHOD BLANK: 1755748 Matrix: Water
Associated Lab Samples: 60218387028, 60218387029, 60218387031, 60218387033, 60218387034, 60218387035, 60218387037, 60218387038, 60218387039, 60218387040, 60218387041, 60218387042, 60218387043, 60218387044

Parameter	Units	Blank Result	Reporting Limit	MDL	Analyzed	Qualifiers
1,1,1-Trichloroethane	ug/L	ND	1.0	0.11	05/11/16 08:14	
1,1,2,2-Tetrachloroethane	ug/L	ND	1.0	0.15	05/11/16 08:14	
1,1,2-Trichloroethane	ug/L	ND	1.0	0.20	05/11/16 08:14	
1,1-Dichloroethane	ug/L	ND	1.0	0.050	05/11/16 08:14	
1,1-Dichloroethene	ug/L	ND	1.0	0.20	05/11/16 08:14	
1,2-Dichloroethane	ug/L	ND	1.0	0.12	05/11/16 08:14	
1,2-Dichloropropane	ug/L	ND	1.0	0.16	05/11/16 08:14	
2-Butanone (MEK)	ug/L	ND	10.0	0.59	05/11/16 08:14	
2-Hexanone	ug/L	ND	10.0	1.2	05/11/16 08:14	
4-Methyl-2-pentanone (MIBK)	ug/L	ND	10.0	0.42	05/11/16 08:14	
Acetone	ug/L	ND	10.0	1.9	05/11/16 08:14	
Benzene	ug/L	ND	1.0	0.060	05/11/16 08:14	
Bromodichloromethane	ug/L	ND	1.0	0.19	05/11/16 08:14	
Bromoform	ug/L	ND	1.0	0.070	05/11/16 08:14	
Bromomethane	ug/L	ND	5.0	0.16	05/11/16 08:14	
Carbon disulfide	ug/L	ND	5.0	0.12	05/11/16 08:14	
Carbon tetrachloride	ug/L	ND	1.0	0.18	05/11/16 08:14	
Chlorobenzene	ug/L	ND	1.0	0.21	05/11/16 08:14	
Chloroethane	ug/L	ND	1.0	0.15	05/11/16 08:14	
Chloroform	ug/L	ND	1.0	0.14	05/11/16 08:14	
Chloromethane	ug/L	ND	1.0	0.080	05/11/16 08:14	
cis-1,2-Dichloroethene	ug/L	ND	1.0	0.080	05/11/16 08:14	
cis-1,3-Dichloropropene	ug/L	ND	1.0	0.14	05/11/16 08:14	
Dibromochloromethane	ug/L	ND	1.0	0.21	05/11/16 08:14	
Ethylbenzene	ug/L	ND	1.0	0.18	05/11/16 08:14	
Methylene chloride	ug/L	ND	1.0	0.15	05/11/16 08:14	
Styrene	ug/L	ND	1.0	0.12	05/11/16 08:14	
Tetrachloroethene	ug/L	ND	1.0	0.10	05/11/16 08:14	
Toluene	ug/L	ND	1.0	0.17	05/11/16 08:14	
trans-1,2-Dichloroethene	ug/L	ND	1.0	0.20	05/11/16 08:14	
trans-1,3-Dichloropropene	ug/L	ND	1.0	0.12	05/11/16 08:14	
Trichloroethene	ug/L	ND	1.0	0.17	05/11/16 08:14	
Vinyl chloride	ug/L	ND	1.0	0.13	05/11/16 08:14	
Xylene (Total)	ug/L	ND	3.0	0.42	05/11/16 08:14	
1,2-Dichloroethane-d4 (S)	%	104	81-127		05/11/16 08:14	
4-Bromofluorobenzene (S)	%	101	77-130		05/11/16 08:14	
Toluene-d8 (S)	%	103	80-120		05/11/16 08:14	

Results presented on this page are in the units indicated by the "Units" column except where an alternate unit is presented to the right of the result.

REPORT OF LABORATORY ANALYSIS

This report shall not be reproduced, except in full,
without the written consent of Pace Analytical Services, Inc..

Pace Analytical Services, Inc.
9608 Loiret Blvd.
Lenexa, KS 66219
(913)599-5665

QUALITY CONTROL DATA

Project: FORT SMITH, AR
Pace Project No.: 60218387

LABORATORY CONTROL SAMPLE: 1755749

Parameter	Units	Spike Conc.	LCS Result	LCS % Rec	% Rec Limits	Qualifiers
1,1,1-Trichloroethane	ug/L	20	18.2	91	81-116	
1,1,2,2-Tetrachloroethane	ug/L	20	21.1	106	72-117	
1,1,2-Trichloroethane	ug/L	20	18.3	91	79-108	
1,1-Dichloroethane	ug/L	20	18.9	95	83-117	
1,1-Dichloroethene	ug/L	20	17.7	88	74-114	
1,2-Dichloroethane	ug/L	20	19.2	96	72-116	
1,2-Dichloropropane	ug/L	20	18.9	94	80-120	
2-Butanone (MEK)	ug/L	100	99.6	100	67-129	
2-Hexanone	ug/L	100	98.7	99	70-128	
4-Methyl-2-pentanone (MIBK)	ug/L	100	97.9	98	80-120	
Acetone	ug/L	100	104	104	56-142	
Benzene	ug/L	20	18.4	92	79-116	
Bromodichloromethane	ug/L	20	18.6	93	80-120	
Bromoform	ug/L	20	19.0	95	73-114	
Bromomethane	ug/L	20	21.6	108	49-153	
Carbon disulfide	ug/L	20	17.8	89	82-121	
Carbon tetrachloride	ug/L	20	17.5	87	80-116	
Chlorobenzene	ug/L	20	19.2	96	80-120	
Chloroethane	ug/L	20	17.6	88	67-124	
Chloroform	ug/L	20	18.5	93	79-120	
Chloromethane	ug/L	20	13.1	65	10-192	
cis-1,2-Dichloroethene	ug/L	20	18.7	94	80-120	
cis-1,3-Dichloropropene	ug/L	20	18.5	92	80-120	
Dibromochloromethane	ug/L	20	18.3	91	80-120	
Ethylbenzene	ug/L	20	19.1	96	80-120	
Methylene chloride	ug/L	20	19.2	96	80-120	
Styrene	ug/L	20	19.7	98	80-120	
Tetrachloroethene	ug/L	20	18.5	93	80-120	
Toluene	ug/L	20	19.1	96	80-120	
trans-1,2-Dichloroethene	ug/L	20	17.9	89	78-108	
trans-1,3-Dichloropropene	ug/L	20	19.7	98	85-120	
Trichloroethene	ug/L	20	18.0	90	76-114	
Vinyl chloride	ug/L	20	16.8	84	69-129	
Xylene (Total)	ug/L	60	56.9	95	80-120	
1,2-Dichloroethane-d4 (S)	%			103	81-127	
4-Bromofluorobenzene (S)	%			100	77-130	
Toluene-d8 (S)	%			102	80-120	

Results presented on this page are in the units indicated by the "Units" column except where an alternate unit is presented to the right of the result.

REPORT OF LABORATORY ANALYSIS

This report shall not be reproduced, except in full,
without the written consent of Pace Analytical Services, Inc..

Pace Analytical Services, Inc.
9608 Loiret Blvd.
Lenexa, KS 66219
(913)599-5665

QUALITY CONTROL DATA

Project: FORT SMITH, AR
Pace Project No.: 60218387

QC Batch: MSV/75721
QC Batch Method: EPA 5030B/8260
Analysis Method: EPA 5030B/8260
Analysis Description: 8260 MSV Water 10 mL Purge
Associated Lab Samples: 60218387016

METHOD BLANK: 1756181
Matrix: Water
Associated Lab Samples: 60218387016

Parameter	Units	Blank Result	Reporting Limit	MDL	Analyzed	Qualifiers
1,1,1-Trichloroethane	ug/L	ND	1.0	0.11	05/11/16 20:12	
1,1,2,2-Tetrachloroethane	ug/L	ND	1.0	0.15	05/11/16 20:12	
1,1,2-Trichloroethane	ug/L	ND	1.0	0.20	05/11/16 20:12	
1,1-Dichloroethane	ug/L	ND	1.0	0.050	05/11/16 20:12	
1,1-Dichloroethene	ug/L	ND	1.0	0.20	05/11/16 20:12	
1,2-Dichloroethane	ug/L	ND	1.0	0.12	05/11/16 20:12	
1,2-Dichloropropane	ug/L	ND	1.0	0.16	05/11/16 20:12	
2-Butanone (MEK)	ug/L	ND	10.0	0.59	05/11/16 20:12	
2-Hexanone	ug/L	ND	10.0	1.2	05/11/16 20:12	
4-Methyl-2-pentanone (MIBK)	ug/L	ND	10.0	0.42	05/11/16 20:12	
Acetone	ug/L	ND	10.0	1.9	05/11/16 20:12	
Benzene	ug/L	ND	1.0	0.060	05/11/16 20:12	
Bromodichloromethane	ug/L	ND	1.0	0.19	05/11/16 20:12	
Bromoform	ug/L	ND	1.0	0.070	05/11/16 20:12	
Bromomethane	ug/L	ND	5.0	0.16	05/11/16 20:12	
Carbon disulfide	ug/L	ND	5.0	0.12	05/11/16 20:12	
Carbon tetrachloride	ug/L	ND	1.0	0.18	05/11/16 20:12	
Chlorobenzene	ug/L	ND	1.0	0.21	05/11/16 20:12	
Chloroethane	ug/L	ND	1.0	0.15	05/11/16 20:12	
Chloroform	ug/L	ND	1.0	0.14	05/11/16 20:12	
Chloromethane	ug/L	ND	1.0	0.080	05/11/16 20:12	
cis-1,2-Dichloroethene	ug/L	ND	1.0	0.080	05/11/16 20:12	
cis-1,3-Dichloropropene	ug/L	ND	1.0	0.14	05/11/16 20:12	
Dibromochloromethane	ug/L	ND	1.0	0.21	05/11/16 20:12	
Ethylbenzene	ug/L	ND	1.0	0.18	05/11/16 20:12	
Methylene chloride	ug/L	ND	1.0	0.15	05/11/16 20:12	
Styrene	ug/L	ND	1.0	0.12	05/11/16 20:12	
Tetrachloroethene	ug/L	ND	1.0	0.10	05/11/16 20:12	
Toluene	ug/L	ND	1.0	0.17	05/11/16 20:12	
trans-1,2-Dichloroethene	ug/L	ND	1.0	0.20	05/11/16 20:12	
trans-1,3-Dichloropropene	ug/L	ND	1.0	0.12	05/11/16 20:12	
Trichloroethene	ug/L	ND	1.0	0.17	05/11/16 20:12	
Vinyl chloride	ug/L	ND	1.0	0.13	05/11/16 20:12	
Xylene (Total)	ug/L	ND	3.0	0.42	05/11/16 20:12	
1,2-Dichloroethane-d4 (S)	%	97	81-127		05/11/16 20:12	
4-Bromofluorobenzene (S)	%	98	77-130		05/11/16 20:12	
Toluene-d8 (S)	%	106	80-120		05/11/16 20:12	

Results presented on this page are in the units indicated by the "Units" column except where an alternate unit is presented to the right of the result.

REPORT OF LABORATORY ANALYSIS

This report shall not be reproduced, except in full,
without the written consent of Pace Analytical Services, Inc..

Pace Analytical Services, Inc.
9608 Loiret Blvd.
Lenexa, KS 66219
(913)599-5665

QUALITY CONTROL DATA

Project: FORT SMITH, AR
Pace Project No.: 60218387

LABORATORY CONTROL SAMPLE: 1756182

Parameter	Units	Spike Conc.	LCS Result	LCS % Rec	% Rec Limits	Qualifiers
1,1,1-Trichloroethane	ug/L	20	16.9	84	81-116	
1,1,2,2-Tetrachloroethane	ug/L	20	18.6	93	72-117	
1,1,2-Trichloroethane	ug/L	20	17.3	87	79-108	
1,1-Dichloroethane	ug/L	20	17.4	87	83-117	
1,1-Dichloroethene	ug/L	20	16.9	85	74-114	
1,2-Dichloroethane	ug/L	20	17.6	88	72-116	
1,2-Dichloropropane	ug/L	20	18.1	90	80-120	
2-Butanone (MEK)	ug/L	100	81.1	81	67-129	
2-Hexanone	ug/L	100	91.5	92	70-128	
4-Methyl-2-pentanone (MIBK)	ug/L	100	88.5	88	80-120	
Acetone	ug/L	100	92.4	92	56-142	
Benzene	ug/L	20	18.3	92	79-116	
Bromodichloromethane	ug/L	20	17.5	87	80-120	
Bromoform	ug/L	20	17.5	88	73-114	
Bromomethane	ug/L	20	18.1	90	49-153	
Carbon disulfide	ug/L	20	17.2	86	82-121	
Carbon tetrachloride	ug/L	20	16.8	84	80-116	
Chlorobenzene	ug/L	20	19.0	95	80-120	
Chloroethane	ug/L	20	17.4	87	67-124	
Chloroform	ug/L	20	16.7	83	79-120	
Chloromethane	ug/L	20	22.9	115	10-192	
cis-1,2-Dichloroethene	ug/L	20	16.1	80	80-120	
cis-1,3-Dichloropropene	ug/L	20	17.0	85	80-120	
Dibromochloromethane	ug/L	20	17.4	87	80-120	
Ethylbenzene	ug/L	20	19.5	97	80-120	
Methylene chloride	ug/L	20	18.1	90	80-120	
Styrene	ug/L	20	19.8	99	80-120	
Tetrachloroethene	ug/L	20	18.9	95	80-120	
Toluene	ug/L	20	18.9	94	80-120	
trans-1,2-Dichloroethene	ug/L	20	16.3	82	78-108	
trans-1,3-Dichloropropene	ug/L	20	18.8	94	85-120	
Trichloroethene	ug/L	20	18.4	92	76-114	
Vinyl chloride	ug/L	20	16.5	83	69-129	
Xylene (Total)	ug/L	60	57.5	96	80-120	
1,2-Dichloroethane-d4 (S)	%			93	81-127	
4-Bromofluorobenzene (S)	%			98	77-130	
Toluene-d8 (S)	%			101	80-120	

MATRIX SPIKE & MATRIX SPIKE DUPLICATE: 1756183 1756184

Parameter	Units	60218544005 Result	MS Spike Conc.	MSD Spike Conc.	MS Result	MSD Result	MS % Rec	MSD % Rec	% Rec Limits	RPD	Max RPD	Qual
1,1,1-Trichloroethane	ug/L	ND	20	20	18.5	19.7	92	99	70-135	7	12	
1,1,2,2-Tetrachloroethane	ug/L	ND	20	20	19.0	19.9	95	99	54-136	4	15	
1,1,2-Trichloroethane	ug/L	ND	20	20	16.9	17.9	85	89	70-113	5	15	

Results presented on this page are in the units indicated by the "Units" column except where an alternate unit is presented to the right of the result.

REPORT OF LABORATORY ANALYSIS

This report shall not be reproduced, except in full,
without the written consent of Pace Analytical Services, Inc..

Pace Analytical Services, Inc.
9608 Loiret Blvd.
Lenexa, KS 66219
(913)599-5665

QUALITY CONTROL DATA

Project: FORT SMITH, AR
Pace Project No.: 60218387

MATRIX SPIKE & MATRIX SPIKE DUPLICATE: 1756183 1756184

Parameter	Units	60218544005 Result	MS Spike Conc.	MSD Spike Conc.	MS Result	MSD Result	MS % Rec	MSD % Rec	% Rec Limits	RPD	Max RPD	Qual
1,1-Dichloroethane	ug/L	4.0	20	20	22.5	24.2	93	101	80-122	7	13	
1,1-Dichloroethene	ug/L	0.59J	20	20	18.6	18.5	90	90	73-118	1	14	
1,2-Dichloroethane	ug/L	ND	20	20	18.2	18.8	91	94	54-137	3	41	
1,2-Dichloropropane	ug/L	ND	20	20	18.2	18.5	91	93	77-116	2	12	
2-Butanone (MEK)	ug/L	ND	100	100	76.2	80.9	76	81	30-127	6	18	
2-Hexanone	ug/L	ND	100	100	81.6	85.0	82	85	44-124	4	18	
4-Methyl-2-pentanone (MIBK)	ug/L	ND	100	100	84.1	83.7	84	84	70-124	1	15	
Acetone	ug/L	ND	100	100	80.4	82.9	80	83	10-132	3	20	
Benzene	ug/L	ND	20	20	18.9	18.7	94	93	37-151	1	40	
Bromodichloromethane	ug/L	ND	20	20	17.1	18.5	85	93	76-118	8	11	
Bromoform	ug/L	ND	20	20	16.7	18.1	83	91	64-113	8	15	
Bromomethane	ug/L	ND	20	20	19.4	22.4	97	112	41-154	15	43	
Carbon disulfide	ug/L	ND	20	20	19.4	18.9	97	95	80-139	2	17	
Carbon tetrachloride	ug/L	ND	20	20	18.4	18.7	92	93	75-127	2	13	
Chlorobenzene	ug/L	ND	20	20	19.6	19.1	98	96	79-113	2	13	
Chloroethane	ug/L	ND	20	20	18.6	18.7	93	93	53-154	0	20	
Chloroform	ug/L	ND	20	20	17.5	18.7	87	93	74-115	7	12	
Chloromethane	ug/L	ND	20	20	25.1	14.3	125	71	33-169	55	72	
cis-1,2-Dichloroethene	ug/L	5.3	20	20	23.6	24.9	91	98	58-139	5	40	
cis-1,3-Dichloropropene	ug/L	ND	20	20	16.5	16.8	82	84	70-120	2	14	
Dibromochloromethane	ug/L	ND	20	20	17.8	18.7	89	93	77-114	5	13	
Ethylbenzene	ug/L	ND	20	20	19.2	19.1	96	96	29-151	1	45	
Methylene chloride	ug/L	ND	20	20	18.7	18.6	94	93	76-120	1	13	
Styrene	ug/L	ND	20	20	0.60J	0.53J	3	3	66-127		15	M1
Tetrachloroethene	ug/L	ND	20	20	18.9	19.6	95	98	77-118	4	14	
Toluene	ug/L	ND	20	20	19.8	19.7	99	99	37-147	0	43	
trans-1,2-Dichloroethene	ug/L	ND	20	20	17.7	18.9	88	94	69-125	6	16	
trans-1,3-Dichloropropene	ug/L	ND	20	20	17.4	18.3	87	92	71-118	5	13	
Trichloroethene	ug/L	4.4	20	20	21.5	21.6	86	86	71-116	0	14	
Vinyl chloride	ug/L	0.22J	20	20	19.2	18.8	95	93	65-142	2	22	
Xylene (Total)	ug/L	ND	60	60	58.0	58.0	97	97	27-156	0	46	
1,2-Dichloroethane-d4 (S)	%						97	106	81-127			
4-Bromofluorobenzene (S)	%						102	104	77-130			
Toluene-d8 (S)	%						100	103	80-120			
Preservation pH		1.0			1.0	1.0				0		

Results presented on this page are in the units indicated by the "Units" column except where an alternate unit is presented to the right of the result.

REPORT OF LABORATORY ANALYSIS

This report shall not be reproduced, except in full,
without the written consent of Pace Analytical Services, Inc..

Pace Analytical Services, Inc.
9608 Loiret Blvd.
Lenexa, KS 66219
(913)599-5665

QUALITY CONTROL DATA

Project: FORT SMITH, AR
Pace Project No.: 60218387

QC Batch: MSV/75745 Analysis Method: EPA 5030B/8260
QC Batch Method: EPA 5030B/8260 Analysis Description: 8260 MSV Water 10 mL Purge
Associated Lab Samples: 60218387033, 60218387037, 60218387043

METHOD BLANK: 1756989 Matrix: Water
Associated Lab Samples: 60218387033, 60218387037, 60218387043

Parameter	Units	Blank Result	Reporting Limit	MDL	Analyzed	Qualifiers
Trichloroethene	ug/L	0.30J	1.0	0.17	05/12/16 14:59	
1,2-Dichloroethane-d4 (S)	%	108	81-127		05/12/16 14:59	
4-Bromofluorobenzene (S)	%	100	77-130		05/12/16 14:59	
Toluene-d8 (S)	%	104	80-120		05/12/16 14:59	

LABORATORY CONTROL SAMPLE: 1756990

Parameter	Units	Spike Conc.	LCS Result	LCS % Rec	% Rec Limits	Qualifiers
Trichloroethene	ug/L	20	18.9	94	76-114	
1,2-Dichloroethane-d4 (S)	%			103	81-127	
4-Bromofluorobenzene (S)	%			99	77-130	
Toluene-d8 (S)	%			102	80-120	

Results presented on this page are in the units indicated by the "Units" column except where an alternate unit is presented to the right of the result.

REPORT OF LABORATORY ANALYSIS

This report shall not be reproduced, except in full,
without the written consent of Pace Analytical Services, Inc..

Pace Analytical Services, Inc.
9608 Loiret Blvd.
Lenexa, KS 66219
(913)599-5665

QUALITY CONTROL DATA

Project: FORT SMITH, AR
Pace Project No.: 60218387

QC Batch: MSV/75619 Analysis Method: EPA 5030B/8260
QC Batch Method: EPA 5030B/8260 Analysis Description: 8260 MSV Water 7 day
Associated Lab Samples: 60218387001, 60218387006, 60218387011, 60218387014, 60218387015, 60218387030, 60218387032, 60218387036

METHOD BLANK: 1752961 Matrix: Water
Associated Lab Samples: 60218387001, 60218387006, 60218387011, 60218387014, 60218387015, 60218387030, 60218387032, 60218387036

Parameter	Units	Blank Result	Reporting Limit	MDL	Analyzed	Qualifiers
1,1,1-Trichloroethane	ug/L	ND	1.0	0.11	05/06/16 08:33	
1,1,2,2-Tetrachloroethane	ug/L	ND	1.0	0.15	05/06/16 08:33	
1,1,2-Trichloroethane	ug/L	ND	1.0	0.20	05/06/16 08:33	
1,1-Dichloroethane	ug/L	ND	1.0	0.050	05/06/16 08:33	
1,1-Dichloroethene	ug/L	ND	1.0	0.20	05/06/16 08:33	
1,2-Dichloroethane	ug/L	ND	1.0	0.12	05/06/16 08:33	
1,2-Dichloropropane	ug/L	ND	1.0	0.16	05/06/16 08:33	
2-Butanone (MEK)	ug/L	ND	10.0	0.59	05/06/16 08:33	
2-Hexanone	ug/L	ND	10.0	1.2	05/06/16 08:33	
4-Methyl-2-pentanone (MIBK)	ug/L	ND	10.0	0.42	05/06/16 08:33	
Acetone	ug/L	ND	10.0	1.9	05/06/16 08:33	
Benzene	ug/L	ND	1.0	0.060	05/06/16 08:33	
Bromodichloromethane	ug/L	ND	1.0	0.19	05/06/16 08:33	
Bromoform	ug/L	ND	1.0	0.070	05/06/16 08:33	
Bromomethane	ug/L	ND	5.0	0.16	05/06/16 08:33	
Carbon disulfide	ug/L	ND	5.0	0.12	05/06/16 08:33	
Carbon tetrachloride	ug/L	ND	1.0	0.18	05/06/16 08:33	
Chlorobenzene	ug/L	ND	1.0	0.21	05/06/16 08:33	
Chloroethane	ug/L	ND	1.0	0.15	05/06/16 08:33	
Chloroform	ug/L	ND	1.0	0.14	05/06/16 08:33	
Chloromethane	ug/L	ND	1.0	0.080	05/06/16 08:33	
cis-1,2-Dichloroethene	ug/L	ND	1.0	0.080	05/06/16 08:33	
cis-1,3-Dichloropropene	ug/L	ND	1.0	0.14	05/06/16 08:33	
Dibromochloromethane	ug/L	ND	1.0	0.21	05/06/16 08:33	
Ethylbenzene	ug/L	ND	1.0	0.18	05/06/16 08:33	
Methylene chloride	ug/L	ND	1.0	0.15	05/06/16 08:33	
Styrene	ug/L	ND	1.0	0.12	05/06/16 08:33	
Tetrachloroethene	ug/L	ND	1.0	0.10	05/06/16 08:33	
Toluene	ug/L	ND	1.0	0.17	05/06/16 08:33	
trans-1,2-Dichloroethene	ug/L	ND	1.0	0.20	05/06/16 08:33	
trans-1,3-Dichloropropene	ug/L	ND	1.0	0.12	05/06/16 08:33	
Trichloroethene	ug/L	ND	1.0	0.17	05/06/16 08:33	
Vinyl chloride	ug/L	ND	1.0	0.13	05/06/16 08:33	
Xylene (Total)	ug/L	ND	3.0	0.42	05/06/16 08:33	
1,2-Dichloroethane-d4 (S)	%	110	81-127		05/06/16 08:33	
4-Bromofluorobenzene (S)	%	105	77-130		05/06/16 08:33	
Toluene-d8 (S)	%	98	80-120		05/06/16 08:33	

Results presented on this page are in the units indicated by the "Units" column except where an alternate unit is presented to the right of the result.

REPORT OF LABORATORY ANALYSIS

This report shall not be reproduced, except in full,
without the written consent of Pace Analytical Services, Inc..

Pace Analytical Services, Inc.
9608 Loiret Blvd.
Lenexa, KS 66219
(913)599-5665

QUALITY CONTROL DATA

Project: FORT SMITH, AR
Pace Project No.: 60218387

LABORATORY CONTROL SAMPLE: 1752962

Parameter	Units	Spike Conc.	LCS Result	LCS % Rec	% Rec Limits	Qualifiers
1,1,1-Trichloroethane	ug/L	20	21.2	106	81-116	
1,1,2,2-Tetrachloroethane	ug/L	20	21.2	106	72-117	
1,1,2-Trichloroethane	ug/L	20	20.9	104	79-108	
1,1-Dichloroethane	ug/L	20	20.7	103	83-117	
1,1-Dichloroethene	ug/L	20	19.8	99	74-114	
1,2-Dichloroethane	ug/L	20	20.5	103	72-116	
1,2-Dichloropropane	ug/L	20	20.7	104	80-120	
2-Butanone (MEK)	ug/L	100	99.9	100	67-129	
2-Hexanone	ug/L	100	98.0	98	70-128	
4-Methyl-2-pentanone (MIBK)	ug/L	100	105	105	80-120	
Acetone	ug/L	100	101	101	56-142	
Benzene	ug/L	20	21.8	109	79-116	
Bromodichloromethane	ug/L	20	20.5	102	80-120	
Bromoform	ug/L	20	19.9	99	73-114	
Bromomethane	ug/L	20	19.7	98	49-153	
Carbon disulfide	ug/L	20	21.5	108	82-121	
Carbon tetrachloride	ug/L	20	21.5	108	80-116	
Chlorobenzene	ug/L	20	21.0	105	80-120	
Chloroethane	ug/L	20	22.0	110	67-124	
Chloroform	ug/L	20	20.1	101	79-120	
Chloromethane	ug/L	20	20.1	101	10-192	
cis-1,2-Dichloroethene	ug/L	20	20.7	104	80-120	
cis-1,3-Dichloropropene	ug/L	20	21.2	106	80-120	
Dibromochloromethane	ug/L	20	20.9	105	80-120	
Ethylbenzene	ug/L	20	21.1	105	80-120	
Methylene chloride	ug/L	20	20.1	101	80-120	
Styrene	ug/L	20	21.6	108	80-120	
Tetrachloroethene	ug/L	20	21.7	109	80-120	
Toluene	ug/L	20	21.7	108	80-120	
trans-1,2-Dichloroethene	ug/L	20	20.7	104	78-108	
trans-1,3-Dichloropropene	ug/L	20	21.9	110	85-120	
Trichloroethene	ug/L	20	19.9	99	76-114	
Vinyl chloride	ug/L	20	21.2	106	69-129	
Xylene (Total)	ug/L	60	64.5	108	80-120	
1,2-Dichloroethane-d4 (S)	%			100	81-127	
4-Bromofluorobenzene (S)	%			101	77-130	
Toluene-d8 (S)	%			100	80-120	

Results presented on this page are in the units indicated by the "Units" column except where an alternate unit is presented to the right of the result.

REPORT OF LABORATORY ANALYSIS

This report shall not be reproduced, except in full,
without the written consent of Pace Analytical Services, Inc..

Pace Analytical Services, Inc.
9608 Loiret Blvd.
Lenexa, KS 66219
(913)599-5665

QUALITY CONTROL DATA

Project: FORT SMITH, AR
Pace Project No.: 60218387

QC Batch: MSV/75654 Analysis Method: EPA 5030B/8260
QC Batch Method: EPA 5030B/8260 Analysis Description: 8260 MSV Water 7 day
Associated Lab Samples: 60218387006, 60218387032

METHOD BLANK: 1754635 Matrix: Water
Associated Lab Samples: 60218387006, 60218387032

Parameter	Units	Blank Result	Reporting Limit	MDL	Analyzed	Qualifiers
Trichloroethene	ug/L	ND	1.0	0.17	05/09/16 11:57	
1,2-Dichloroethane-d4 (S)	%	93	81-127		05/09/16 11:57	
4-Bromofluorobenzene (S)	%	98	77-130		05/09/16 11:57	
Toluene-d8 (S)	%	101	80-120		05/09/16 11:57	

LABORATORY CONTROL SAMPLE: 1754636

Parameter	Units	Spike Conc.	LCS Result	LCS % Rec	% Rec Limits	Qualifiers
Trichloroethene	ug/L	20	19.4	97	76-114	
1,2-Dichloroethane-d4 (S)	%			96	81-127	
4-Bromofluorobenzene (S)	%			101	77-130	
Toluene-d8 (S)	%			98	80-120	

Results presented on this page are in the units indicated by the "Units" column except where an alternate unit is presented to the right of the result.

REPORT OF LABORATORY ANALYSIS

This report shall not be reproduced, except in full,
without the written consent of Pace Analytical Services, Inc..

Pace Analytical Services, Inc.
9608 Loiret Blvd.
Lenexa, KS 66219
(913)599-5665

QUALITY CONTROL DATA

Project: FORT SMITH, AR
Pace Project No.: 60218387

QC Batch: WET/61742 Analysis Method: SM 2320B
QC Batch Method: SM 2320B Analysis Description: 2320B Alkalinity
Associated Lab Samples: 60218387002, 60218387003, 60218387004, 60218387005, 60218387006, 60218387007, 60218387008, 60218387009

METHOD BLANK: 1757058 Matrix: Water
Associated Lab Samples: 60218387002, 60218387003, 60218387004, 60218387005, 60218387006, 60218387007, 60218387008, 60218387009

Parameter	Units	Blank Result	Reporting Limit	MDL	Analyzed	Qualifiers
Alkalinity, Carbonate (CaCO3)	mg/L	ND	20.0	2.0	05/13/16 11:58	
Alkalinity, Total as CaCO3	mg/L	ND	20.0	2.0	05/13/16 11:58	
Alkalinity,Bicarbonate (CaCO3)	mg/L	ND	20.0	2.0	05/13/16 11:58	

LABORATORY CONTROL SAMPLE: 1757059

Parameter	Units	Spike Conc.	LCS Result	LCS % Rec	% Rec Limits	Qualifiers
Alkalinity, Total as CaCO3	mg/L	500	454	91	90-110	

SAMPLE DUPLICATE: 1757060

Parameter	Units	60218651005 Result	Dup Result	RPD	Max RPD	Qualifiers
Alkalinity, Carbonate (CaCO3)	mg/L	ND	ND		10	
Alkalinity, Total as CaCO3	mg/L	312	332	6	10	
Alkalinity,Bicarbonate (CaCO3)	mg/L	312	332	6	10	

SAMPLE DUPLICATE: 1757061

Parameter	Units	60218651009 Result	Dup Result	RPD	Max RPD	Qualifiers
Alkalinity, Carbonate (CaCO3)	mg/L	ND	152		10	
Alkalinity, Total as CaCO3	mg/L	839	886	6	10	
Alkalinity,Bicarbonate (CaCO3)	mg/L	697	734	5	10	

Results presented on this page are in the units indicated by the "Units" column except where an alternate unit is presented to the right of the result.

REPORT OF LABORATORY ANALYSIS

This report shall not be reproduced, except in full,
without the written consent of Pace Analytical Services, Inc..

Pace Analytical Services, Inc.
9608 Loiret Blvd.
Lenexa, KS 66219
(913)599-5665

QUALITY CONTROL DATA

Project: FORT SMITH, AR
Pace Project No.: 60218387

QC Batch: WET/61755 Analysis Method: SM 2320B
QC Batch Method: SM 2320B Analysis Description: 2320B Alkalinity
Associated Lab Samples: 60218387010, 60218387011, 60218387012, 60218387013, 60218387014, 60218387015, 60218387016, 60218387017, 60218387018, 60218387019, 60218387020, 60218387021, 60218387022, 60218387023, 60218387024, 60218387025, 60218387026, 60218387027

METHOD BLANK: 1757806 Matrix: Water
Associated Lab Samples: 60218387010, 60218387011, 60218387012, 60218387013, 60218387014, 60218387015, 60218387016, 60218387017, 60218387018, 60218387019, 60218387020, 60218387021, 60218387022, 60218387023, 60218387024, 60218387025, 60218387026, 60218387027

Parameter	Units	Blank Result	Reporting Limit	MDL	Analyzed	Qualifiers
Alkalinity, Carbonate (CaCO3)	mg/L	ND	20.0	2.0	05/16/16 09:24	
Alkalinity, Total as CaCO3	mg/L	ND	20.0	2.0	05/16/16 09:24	
Alkalinity,Bicarbonate (CaCO3)	mg/L	ND	20.0	2.0	05/16/16 09:24	

LABORATORY CONTROL SAMPLE: 1757807

Parameter	Units	Spike Conc.	LCS Result	LCS % Rec	% Rec Limits	Qualifiers
Alkalinity, Total as CaCO3	mg/L	500	472	94	90-110	

SAMPLE DUPLICATE: 1757808

Parameter	Units	60218387020 Result	Dup Result	RPD	Max RPD	Qualifiers
Alkalinity, Carbonate (CaCO3)	mg/L	ND	ND		10	
Alkalinity, Total as CaCO3	mg/L	117	120	2	10	
Alkalinity,Bicarbonate (CaCO3)	mg/L	117	120	2	10	

SAMPLE DUPLICATE: 1757809

Parameter	Units	60218387021 Result	Dup Result	RPD	Max RPD	Qualifiers
Alkalinity, Carbonate (CaCO3)	mg/L	ND	ND		10	
Alkalinity, Total as CaCO3	mg/L	87.5	90.0	3	10	
Alkalinity,Bicarbonate (CaCO3)	mg/L	87.5	90.0	3	10	

Results presented on this page are in the units indicated by the "Units" column except where an alternate unit is presented to the right of the result.

REPORT OF LABORATORY ANALYSIS

This report shall not be reproduced, except in full,
without the written consent of Pace Analytical Services, Inc..

Pace Analytical Services, Inc.
9608 Loiret Blvd.
Lenexa, KS 66219
(913)599-5665

QUALITY CONTROL DATA

Project: FORT SMITH, AR
Pace Project No.: 60218387

QC Batch: WET/61679 Analysis Method: SM 4500-S-2 D
QC Batch Method: SM 4500-S-2 D Analysis Description: 4500S2D Sulfide, Total
Associated Lab Samples: 60218387002, 60218387003, 60218387004, 60218387005, 60218387006, 60218387007, 60218387008, 60218387009, 60218387010, 60218387011, 60218387012, 60218387013, 60218387014, 60218387015, 60218387016, 60218387017, 60218387018, 60218387019, 60218387020, 60218387021

METHOD BLANK: 1755041 Matrix: Water
Associated Lab Samples: 60218387002, 60218387003, 60218387004, 60218387005, 60218387006, 60218387007, 60218387008, 60218387009, 60218387010, 60218387011, 60218387012, 60218387013, 60218387014, 60218387015, 60218387016, 60218387017, 60218387018, 60218387019, 60218387020, 60218387021

Parameter	Units	Blank Result	Reporting Limit	MDL	Analyzed	Qualifiers
Sulfide, Total	mg/L	ND	0.050	0.012	05/11/16 10:59	

LABORATORY CONTROL SAMPLE: 1755042

Parameter	Units	Spike Conc.	LCS Result	LCS % Rec	% Rec Limits	Qualifiers
Sulfide, Total	mg/L	.5	0.47	93	80-120	

MATRIX SPIKE & MATRIX SPIKE DUPLICATE: 1755043 1755044

Parameter	Units	60218387002 Result	MS Spike Conc.	MSD Spike Conc.	MS Result	MSD Result	MS % Rec	MSD % Rec	% Rec Limits	RPD	Max RPD	Qual
Sulfide, Total	mg/L	ND	.5	.5	0.45	0.44	89	88	75-125	1	20	

SAMPLE DUPLICATE: 1755045

Parameter	Units	60218387020 Result	Dup Result	RPD	Max RPD	Qualifiers
Sulfide, Total	mg/L	ND	ND		20	

SAMPLE DUPLICATE: 1755046

Parameter	Units	60218387021 Result	Dup Result	RPD	Max RPD	Qualifiers
Sulfide, Total	mg/L	ND	ND		20	

Results presented on this page are in the units indicated by the "Units" column except where an alternate unit is presented to the right of the result.

REPORT OF LABORATORY ANALYSIS

This report shall not be reproduced, except in full,
without the written consent of Pace Analytical Services, Inc..

Pace Analytical Services, Inc.
9608 Loiret Blvd.
Lenexa, KS 66219
(913)599-5665

QUALITY CONTROL DATA

Project: FORT SMITH, AR
Pace Project No.: 60218387

QC Batch: WET/61698 Analysis Method: SM 4500-S-2 D
QC Batch Method: SM 4500-S-2 D Analysis Description: 4500S2D Sulfide, Total
Associated Lab Samples: 60218387022, 60218387023, 60218387024, 60218387025, 60218387026, 60218387027

METHOD BLANK: 1755718 Matrix: Water
Associated Lab Samples: 60218387022, 60218387023, 60218387024, 60218387025, 60218387026, 60218387027

Parameter	Units	Blank Result	Reporting Limit	MDL	Analyzed	Qualifiers
Sulfide, Total	mg/L	ND	0.050	0.012	05/11/16 13:50	

LABORATORY CONTROL SAMPLE: 1755719

Parameter	Units	Spike Conc.	LCS Result	LCS % Rec	% Rec Limits	Qualifiers
Sulfide, Total	mg/L	.5	0.46	93	80-120	

MATRIX SPIKE & MATRIX SPIKE DUPLICATE: 1755720 1755721

Parameter	Units	60218511001 Result	MS Spike Conc.	MSD Spike Conc.	MS Result	MSD Result	MS % Rec	MSD % Rec	% Rec Limits	RPD	Max RPD	Qual
Sulfide, Total	mg/L	<0.050	.5	.5	0.57	0.57	113	113	75-125	0	20	

SAMPLE DUPLICATE: 1755722

Parameter	Units	60218387023 Result	Dup Result	RPD	Max RPD	Qualifiers
Sulfide, Total	mg/L	ND	ND		20	

SAMPLE DUPLICATE: 1755723

Parameter	Units	60218406005 Result	Dup Result	RPD	Max RPD	Qualifiers
Sulfide, Total	mg/L	ND	ND		20	

Results presented on this page are in the units indicated by the "Units" column except where an alternate unit is presented to the right of the result.

REPORT OF LABORATORY ANALYSIS

This report shall not be reproduced, except in full,
without the written consent of Pace Analytical Services, Inc..

Pace Analytical Services, Inc.
9608 Loiret Blvd.
Lenexa, KS 66219
(913)599-5665

QUALITY CONTROL DATA

Project: FORT SMITH, AR
Pace Project No.: 60218387

QC Batch: WETA/39350 Analysis Method: EPA 300.0
QC Batch Method: EPA 300.0 Analysis Description: 300.0 IC Anions
Associated Lab Samples: 60218387002, 60218387003, 60218387004, 60218387005, 60218387006, 60218387007, 60218387008, 60218387009, 60218387010, 60218387011, 60218387012, 60218387013, 60218387014, 60218387015, 60218387016, 60218387017, 60218387018, 60218387019, 60218387020

METHOD BLANK: 1754368 Matrix: Water
Associated Lab Samples: 60218387002, 60218387003, 60218387004, 60218387005, 60218387006, 60218387007, 60218387008, 60218387009, 60218387010, 60218387011, 60218387012, 60218387013, 60218387014, 60218387015, 60218387016, 60218387017, 60218387018, 60218387019, 60218387020

Parameter	Units	Blank Result	Reporting Limit	MDL	Analyzed	Qualifiers
Chloride	mg/L	ND	1.0	0.50	05/10/16 09:03	
Sulfate	mg/L	ND	1.0	0.25	05/10/16 09:03	

LABORATORY CONTROL SAMPLE: 1754369

Parameter	Units	Spike Conc.	LCS Result	LCS % Rec	% Rec Limits	Qualifiers
Chloride	mg/L	5	4.7	94	90-110	
Sulfate	mg/L	5	4.8	96	90-110	

MATRIX SPIKE & MATRIX SPIKE DUPLICATE: 1754370 1754371

Parameter	Units	60218288026 Result	MS Spike Conc.	MSD Spike Conc.	MS Result	MSD Result	MS % Rec	MSD % Rec	% Rec Limits	RPD	Max RPD	Qual
Chloride	mg/L	227	100	100	308	309	81	82	80-120	0	15	
Sulfate	mg/L	1780	1000	1000	2800	2800	102	103	80-120	0	15	

MATRIX SPIKE SAMPLE: 1754373

Parameter	Units	60218387020 Result	Spike Conc.	MS Result	MS % Rec	% Rec Limits	Qualifiers
Chloride	mg/L	105	50	156	102	80-120	
Sulfate	mg/L	20.7	10	30.7	100	80-120	

Results presented on this page are in the units indicated by the "Units" column except where an alternate unit is presented to the right of the result.

REPORT OF LABORATORY ANALYSIS

This report shall not be reproduced, except in full,
without the written consent of Pace Analytical Services, Inc..

Pace Analytical Services, Inc.
9608 Loiret Blvd.
Lenexa, KS 66219
(913)599-5665

QUALITY CONTROL DATA

Project: FORT SMITH, AR
Pace Project No.: 60218387

QC Batch: WETA/39351 Analysis Method: EPA 300.0
QC Batch Method: EPA 300.0 Analysis Description: 300.0 IC Anions
Associated Lab Samples: 60218387021, 60218387022, 60218387023, 60218387024, 60218387025, 60218387026, 60218387027

METHOD BLANK: 1754374 Matrix: Water
Associated Lab Samples: 60218387021, 60218387022, 60218387023, 60218387024, 60218387025, 60218387026, 60218387027

Parameter	Units	Blank Result	Reporting Limit	MDL	Analyzed	Qualifiers
Chloride	mg/L	ND	1.0	0.50	05/11/16 01:30	
Sulfate	mg/L	ND	1.0	0.25	05/11/16 01:30	

LABORATORY CONTROL SAMPLE: 1754375

Parameter	Units	Spike Conc.	LCS Result	LCS % Rec	% Rec Limits	Qualifiers
Chloride	mg/L	5	4.8	96	90-110	
Sulfate	mg/L	5	4.9	99	90-110	

MATRIX SPIKE & MATRIX SPIKE DUPLICATE: 1754376 1754377

Parameter	Units	60218387021 Result	MS Spike Conc.	MSD Spike Conc.	MS Result	MSD Result	MS % Rec	MSD % Rec	% Rec Limits	RPD	Max RPD	Qual
Chloride	mg/L	17.5	5	5	22.4	22.4	97	97	80-120	0	15	
Sulfate	mg/L	34.3	25	25	58.7	58.5	98	97	80-120	0	15	

Results presented on this page are in the units indicated by the "Units" column except where an alternate unit is presented to the right of the result.

REPORT OF LABORATORY ANALYSIS

This report shall not be reproduced, except in full,
without the written consent of Pace Analytical Services, Inc..

Pace Analytical Services, Inc.
9608 Loiret Blvd.
Lenexa, KS 66219
(913)599-5665

QUALITY CONTROL DATA

Project: FORT SMITH, AR
Pace Project No.: 60218387

QC Batch: WETA/39375 Analysis Method: EPA 350.1
QC Batch Method: EPA 350.1 Analysis Description: 350.1 Ammonia
Associated Lab Samples: 60218387002, 60218387003, 60218387004, 60218387005, 60218387006, 60218387007, 60218387008, 60218387009, 60218387010, 60218387011, 60218387012, 60218387013, 60218387014, 60218387015, 60218387016, 60218387017, 60218387018, 60218387021

METHOD BLANK: 1754837 Matrix: Water
Associated Lab Samples: 60218387002, 60218387003, 60218387004, 60218387005, 60218387006, 60218387007, 60218387008, 60218387009, 60218387010, 60218387011, 60218387012, 60218387013, 60218387014, 60218387015, 60218387016, 60218387017, 60218387018, 60218387021

Parameter	Units	Blank Result	Reporting Limit	MDL	Analyzed	Qualifiers
Nitrogen, Ammonia	mg/L	ND	0.10	0.046	05/09/16 18:30	

LABORATORY CONTROL SAMPLE: 1754838

Parameter	Units	Spike Conc.	LCS Result	LCS % Rec	% Rec Limits	Qualifiers
Nitrogen, Ammonia	mg/L	5	5.3	105	90-110	

MATRIX SPIKE SAMPLE: 1754839

Parameter	Units	60218294003 Result	Spike Conc.	MS Result	MS % Rec	% Rec Limits	Qualifiers
Nitrogen, Ammonia	mg/L	ND	5	5.2	104	90-110	

MATRIX SPIKE SAMPLE: 1754841

Parameter	Units	60218387021 Result	Spike Conc.	MS Result	MS % Rec	% Rec Limits	Qualifiers
Nitrogen, Ammonia	mg/L	ND	5	5.3	106	90-110	

SAMPLE DUPLICATE: 1754840

Parameter	Units	60218387002 Result	Dup Result	RPD	Max RPD	Qualifiers
Nitrogen, Ammonia	mg/L	ND	ND		18	

Results presented on this page are in the units indicated by the "Units" column except where an alternate unit is presented to the right of the result.

REPORT OF LABORATORY ANALYSIS

This report shall not be reproduced, except in full,
without the written consent of Pace Analytical Services, Inc..

Pace Analytical Services, Inc.
9608 Loiret Blvd.
Lenexa, KS 66219
(913)599-5665

QUALITY CONTROL DATA

Project: FORT SMITH, AR
Pace Project No.: 60218387

QC Batch: WETA/39376 Analysis Method: EPA 350.1
QC Batch Method: EPA 350.1 Analysis Description: 350.1 Ammonia
Associated Lab Samples: 60218387019, 60218387020, 60218387022, 60218387023, 60218387024, 60218387025, 60218387026, 60218387027

METHOD BLANK: 1754842 Matrix: Water
Associated Lab Samples: 60218387019, 60218387020, 60218387022, 60218387023, 60218387024, 60218387025, 60218387026, 60218387027

Parameter	Units	Blank Result	Reporting Limit	MDL	Analyzed	Qualifiers
Nitrogen, Ammonia	mg/L	ND	0.10	0.046	05/09/16 19:16	

LABORATORY CONTROL SAMPLE: 1754843

Parameter	Units	Spike Conc.	LCS Result	LCS % Rec	% Rec Limits	Qualifiers
Nitrogen, Ammonia	mg/L	5	5.4	108	90-110	

MATRIX SPIKE SAMPLE: 1754844

Parameter	Units	60218387020 Result	Spike Conc.	MS Result	MS % Rec	% Rec Limits	Qualifiers
Nitrogen, Ammonia	mg/L	ND	5	5.3	106	90-110	

MATRIX SPIKE SAMPLE: 1754846

Parameter	Units	60218544005 Result	Spike Conc.	MS Result	MS % Rec	% Rec Limits	Qualifiers
Nitrogen, Ammonia	mg/L	ND	5	5.4	107	90-110	

SAMPLE DUPLICATE: 1754845

Parameter	Units	60218387023 Result	Dup Result	RPD	Max RPD	Qualifiers
Nitrogen, Ammonia	mg/L	ND	ND		18	

Results presented on this page are in the units indicated by the "Units" column except where an alternate unit is presented to the right of the result.

REPORT OF LABORATORY ANALYSIS

This report shall not be reproduced, except in full,
without the written consent of Pace Analytical Services, Inc..

Pace Analytical Services, Inc.
9608 Loiret Blvd.
Lenexa, KS 66219
(913)599-5665

QUALITY CONTROL DATA

Project: FORT SMITH, AR
Pace Project No.: 60218387

QC Batch: WETA/39320 Analysis Method: EPA 353.2
QC Batch Method: EPA 353.2 Analysis Description: 353.2 Nitrate + Nitrite, Unpres.
Associated Lab Samples: 60218387002, 60218387003, 60218387004, 60218387005, 60218387007, 60218387008, 60218387009, 60218387010, 60218387011, 60218387012, 60218387013, 60218387014, 60218387015, 60218387016, 60218387017, 60218387018, 60218387021, 60218387022, 60218387025, 60218387026

METHOD BLANK: 1752379 Matrix: Water
Associated Lab Samples: 60218387002, 60218387003, 60218387004, 60218387005, 60218387007, 60218387008, 60218387009, 60218387010, 60218387011, 60218387012, 60218387013, 60218387014, 60218387015, 60218387016, 60218387017, 60218387018, 60218387021, 60218387022, 60218387025, 60218387026

Parameter	Units	Blank Result	Reporting Limit	MDL	Analyzed	Qualifiers
Nitrogen, Nitrate	mg/L	ND	0.10	0.012	05/05/16 11:53	
Nitrogen, Nitrite	mg/L	ND	0.10	0.010	05/05/16 11:53	
Nitrogen, NO2 plus NO3	mg/L	ND	0.10	0.012	05/05/16 11:53	

LABORATORY CONTROL SAMPLE: 1752380

Parameter	Units	Spike Conc.	LCS Result	LCS % Rec	% Rec Limits	Qualifiers
Nitrogen, Nitrate	mg/L	1.6	1.7	105	85-115	
Nitrogen, Nitrite	mg/L	.4	0.39	96	90-110	
Nitrogen, NO2 plus NO3	mg/L	2	2.1	103	90-110	

MATRIX SPIKE SAMPLE: 1752381

Parameter	Units	60218387017 Result	Spike Conc.	MS Result	MS % Rec	% Rec Limits	Qualifiers
Nitrogen, Nitrate	mg/L	0.95	1.6	2.7	106	85-115	
Nitrogen, Nitrite	mg/L	ND	.4	0.41	102	90-110	
Nitrogen, NO2 plus NO3	mg/L	0.95	2	3.1	106	90-110	

MATRIX SPIKE SAMPLE: 1752383

Parameter	Units	60218387021 Result	Spike Conc.	MS Result	MS % Rec	% Rec Limits	Qualifiers
Nitrogen, Nitrate	mg/L	ND	1.6	1.8	113	85-115	
Nitrogen, Nitrite	mg/L	ND	.4	0.43	108	90-110	
Nitrogen, NO2 plus NO3	mg/L	ND	2	2.2	112	90-110	M1

SAMPLE DUPLICATE: 1752382

Parameter	Units	60218387014 Result	Dup Result	RPD	Max RPD	Qualifiers
Nitrogen, Nitrate	mg/L	0.93	0.93	0	20	
Nitrogen, Nitrite	mg/L	ND	ND		20	
Nitrogen, NO2 plus NO3	mg/L	0.93	0.93	0	20	

Results presented on this page are in the units indicated by the "Units" column except where an alternate unit is presented to the right of the result.

REPORT OF LABORATORY ANALYSIS

This report shall not be reproduced, except in full,
without the written consent of Pace Analytical Services, Inc..

Pace Analytical Services, Inc.
9608 Loiret Blvd.
Lenexa, KS 66219
(913)599-5665

QUALITY CONTROL DATA

Project: FORT SMITH, AR
Pace Project No.: 60218387

QC Batch: WETA/39325 Analysis Method: EPA 353.2
QC Batch Method: EPA 353.2 Analysis Description: 353.2 Nitrate + Nitrite, Unpres.
Associated Lab Samples: 60218387006, 60218387019, 60218387020, 60218387023, 60218387024, 60218387027

METHOD BLANK: 1752803 Matrix: Water
Associated Lab Samples: 60218387006, 60218387019, 60218387020, 60218387023, 60218387024, 60218387027

Parameter	Units	Blank Result	Reporting Limit	MDL	Analyzed	Qualifiers
Nitrogen, Nitrate	mg/L	ND	0.10	0.012	05/05/16 16:39	
Nitrogen, Nitrite	mg/L	ND	0.10	0.010	05/05/16 16:39	
Nitrogen, NO2 plus NO3	mg/L	ND	0.10	0.012	05/05/16 16:39	

LABORATORY CONTROL SAMPLE: 1752804

Parameter	Units	Spike Conc.	LCS Result	LCS % Rec	% Rec Limits	Qualifiers
Nitrogen, Nitrate	mg/L	1.6	1.7	106	85-115	
Nitrogen, Nitrite	mg/L	.4	0.38	96	90-110	
Nitrogen, NO2 plus NO3	mg/L	2	2.1	104	90-110	

MATRIX SPIKE SAMPLE: 1752805

Parameter	Units	60218402001 Result	Spike Conc.	MS Result	MS % Rec	% Rec Limits	Qualifiers
Nitrogen, Nitrate	mg/L	2.9	1.6	4.3	91	85-115	
Nitrogen, Nitrite	mg/L	<0.010	.4	0.47	117	90-110	M1
Nitrogen, NO2 plus NO3	mg/L	2.9	2	4.8	96	90-110	

SAMPLE DUPLICATE: 1752806

Parameter	Units	60218387020 Result	Dup Result	RPD	Max RPD	Qualifiers
Nitrogen, Nitrate	mg/L	ND	ND		20	
Nitrogen, Nitrite	mg/L	ND	ND		20	
Nitrogen, NO2 plus NO3	mg/L	ND	ND		20	

Results presented on this page are in the units indicated by the "Units" column except where an alternate unit is presented to the right of the result.

REPORT OF LABORATORY ANALYSIS

This report shall not be reproduced, except in full,
without the written consent of Pace Analytical Services, Inc..

Pace Analytical Services, Inc.
9608 Loiret Blvd.
Lenexa, KS 66219
(913)599-5665

QUALITY CONTROL DATA

Project: FORT SMITH, AR
Pace Project No.: 60218387

QC Batch: WETA/39414 Analysis Method: SM 5310C
QC Batch Method: SM 5310C Analysis Description: 5310C Total Organic Carbon
Associated Lab Samples: 60218387002, 60218387003, 60218387004, 60218387005, 60218387006, 60218387007, 60218387008, 60218387009, 60218387010, 60218387011, 60218387012, 60218387013, 60218387014, 60218387015

METHOD BLANK: 1756062 Matrix: Water
Associated Lab Samples: 60218387002, 60218387003, 60218387004, 60218387005, 60218387006, 60218387007, 60218387008, 60218387009, 60218387010, 60218387011, 60218387012, 60218387013, 60218387014, 60218387015

Parameter	Units	Blank Result	Reporting Limit	MDL	Analyzed	Qualifiers
Total Organic Carbon	mg/L	ND	1.0	0.054	05/11/16 09:36	

LABORATORY CONTROL SAMPLE: 1756063

Parameter	Units	Spike Conc.	LCS Result	LCS % Rec	% Rec Limits	Qualifiers
Total Organic Carbon	mg/L	5	4.2	84	80-120	

MATRIX SPIKE SAMPLE: 1756064

Parameter	Units	60218294004 Result	Spike Conc.	MS Result	MS % Rec	% Rec Limits	Qualifiers
Total Organic Carbon	mg/L	0.76J	5	5.3	92	80-120	

SAMPLE DUPLICATE: 1756065

Parameter	Units	60218294004 Result	Dup Result	RPD	Max RPD	Qualifiers
Total Organic Carbon	mg/L	0.76J	0.49J		25	

Results presented on this page are in the units indicated by the "Units" column except where an alternate unit is presented to the right of the result.

REPORT OF LABORATORY ANALYSIS

This report shall not be reproduced, except in full,
without the written consent of Pace Analytical Services, Inc..

Pace Analytical Services, Inc.
9608 Loiret Blvd.
Lenexa, KS 66219
(913)599-5665

QUALITY CONTROL DATA

Project: FORT SMITH, AR
Pace Project No.: 60218387

QC Batch: WETA/39430 Analysis Method: SM 5310C
QC Batch Method: SM 5310C Analysis Description: 5310C Total Organic Carbon
Associated Lab Samples: 60218387016, 60218387018, 60218387019, 60218387020, 60218387021, 60218387022, 60218387023, 60218387024

METHOD BLANK: 1756634 Matrix: Water
Associated Lab Samples: 60218387016, 60218387018, 60218387019, 60218387020, 60218387021, 60218387022, 60218387023, 60218387024

Parameter	Units	Blank Result	Reporting Limit	MDL	Analyzed	Qualifiers
Total Organic Carbon	mg/L	0.33J	1.0	0.054	05/11/16 16:47	

LABORATORY CONTROL SAMPLE: 1756635

Parameter	Units	Spike Conc.	LCS Result	LCS % Rec	% Rec Limits	Qualifiers
Total Organic Carbon	mg/L	5	4.4	88	80-120	

MATRIX SPIKE SAMPLE: 1756636

Parameter	Units	60218387020 Result	Spike Conc.	MS Result	MS % Rec	% Rec Limits	Qualifiers
Total Organic Carbon	mg/L	2.5	5	6.5	81	80-120	

SAMPLE DUPLICATE: 1756637

Parameter	Units	60218387021 Result	Dup Result	RPD	Max RPD	Qualifiers
Total Organic Carbon	mg/L	0.70J	0.67J		25	

Results presented on this page are in the units indicated by the "Units" column except where an alternate unit is presented to the right of the result.

REPORT OF LABORATORY ANALYSIS

This report shall not be reproduced, except in full,
without the written consent of Pace Analytical Services, Inc..

Pace Analytical Services, Inc.
9608 Loiret Blvd.
Lenexa, KS 66219
(913)599-5665

QUALITY CONTROL DATA

Project: FORT SMITH, AR
Pace Project No.: 60218387

QC Batch: WETA/39439 Analysis Method: SM 5310C
QC Batch Method: SM 5310C Analysis Description: 5310C Total Organic Carbon
Associated Lab Samples: 60218387017, 60218387025, 60218387026, 60218387027

METHOD BLANK: 1756867 Matrix: Water
Associated Lab Samples: 60218387017, 60218387025, 60218387026, 60218387027

Parameter	Units	Blank Result	Reporting Limit	MDL	Analyzed	Qualifiers
Total Organic Carbon	mg/L	0.12J	1.0	0.054	05/12/16 11:55	

LABORATORY CONTROL SAMPLE: 1756868

Parameter	Units	Spike Conc.	LCS Result	LCS % Rec	% Rec Limits	Qualifiers
Total Organic Carbon	mg/L	5	4.6	91	80-120	

MATRIX SPIKE SAMPLE: 1756869

Parameter	Units	60218387017 Result	Spike Conc.	MS Result	MS % Rec	% Rec Limits	Qualifiers
Total Organic Carbon	mg/L	0.43J	5	4.8	88	80-120	

SAMPLE DUPLICATE: 1756870

Parameter	Units	60217536003 Result	Dup Result	RPD	Max RPD	Qualifiers
Total Organic Carbon	mg/L	ND	0.90J		25	

Results presented on this page are in the units indicated by the "Units" column except where an alternate unit is presented to the right of the result.

REPORT OF LABORATORY ANALYSIS

This report shall not be reproduced, except in full,
without the written consent of Pace Analytical Services, Inc..

Pace Analytical Services, Inc.
9608 Loiret Blvd.
Lenexa, KS 66219
(913)599-5665

QUALITY CONTROL DATA

Project: FORT SMITH, AR
Pace Project No.: 60218387

QC Batch: WETA/39438
QC Batch Method: SM 5310C
Analysis Method: SM 5310C
Analysis Description: 5310C Dissolved Organic Carbon
Associated Lab Samples: 60218387004

METHOD BLANK: 1756858 Matrix: Water
Associated Lab Samples: 60218387004

Parameter	Units	Blank Result	Reporting Limit	MDL	Analyzed	Qualifiers
Dissolved Organic Carbon	mg/L	ND	1.0	0.054	05/12/16 10:09	

LABORATORY CONTROL SAMPLE: 1756859

Parameter	Units	Spike Conc.	LCS Result	LCS % Rec	% Rec Limits	Qualifiers
Dissolved Organic Carbon	mg/L	5	4.1	81	80-120	

MATRIX SPIKE SAMPLE: 1756860

Parameter	Units	60218387004 Result	Spike Conc.	MS Result	MS % Rec	% Rec Limits	Qualifiers
Dissolved Organic Carbon	mg/L	0.57J	5	4.2	73	80-120	M1

SAMPLE DUPLICATE: 1756861

Parameter	Units	60218288008 Result	Dup Result	RPD	Max RPD	Qualifiers
Dissolved Organic Carbon	mg/L	2.5	2.5	0	25	

Results presented on this page are in the units indicated by the "Units" column except where an alternate unit is presented to the right of the result.

REPORT OF LABORATORY ANALYSIS

This report shall not be reproduced, except in full,
without the written consent of Pace Analytical Services, Inc..

Pace Analytical Services, Inc.
9608 Loiret Blvd.
Lenexa, KS 66219
(913)599-5665

QUALITY CONTROL DATA

Project: FORT SMITH, AR
Pace Project No.: 60218387

QC Batch: WETA/11490 Analysis Method: SM 4500-P E
QC Batch Method: SM4500-P B Analysis Description: SM4500P-E, Total Phosphorus
Associated Lab Samples: 60218387002, 60218387003, 60218387004, 60218387005, 60218387006, 60218387007, 60218387008, 60218387009

METHOD BLANK: 227155 Matrix: Water
Associated Lab Samples: 60218387002, 60218387003, 60218387004, 60218387005, 60218387006, 60218387007, 60218387008, 60218387009

Parameter	Units	Blank Result	Reporting Limit	MDL	Analyzed	Qualifiers
Phosphate as P04	mg/L	0.014J	0.030	0.010	05/13/16 12:50	

LABORATORY CONTROL SAMPLE: 227156

Parameter	Units	Spike Conc.	LCS Result	LCS % Rec	% Rec Limits	Qualifiers
Phosphate as P04	mg/L	1.5	1.4	94	80-120	

MATRIX SPIKE & MATRIX SPIKE DUPLICATE: 227157 227158

Parameter	Units	60218288025 Result	MS Spike Conc.	MSD Spike Conc.	MS Result	MSD Result	MS % Rec	MSD % Rec	% Rec Limits	RPD	Max RPD	Qual
Phosphate as P04	mg/L	0.036	1.5	1.5	1.4	1.3	87	85	80-120	3	20	

MATRIX SPIKE & MATRIX SPIKE DUPLICATE: 227159 227160

Parameter	Units	60218387002 Result	MS Spike Conc.	MSD Spike Conc.	MS Result	MSD Result	MS % Rec	MSD % Rec	% Rec Limits	RPD	Max RPD	Qual
Phosphate as P04	mg/L	0.066	1.5	1.5	1.4	1.4	87	84	80-120	2	20	

Results presented on this page are in the units indicated by the "Units" column except where an alternate unit is presented to the right of the result.

REPORT OF LABORATORY ANALYSIS

This report shall not be reproduced, except in full,
without the written consent of Pace Analytical Services, Inc..

Pace Analytical Services, Inc.
9608 Loiret Blvd.
Lenexa, KS 66219
(913)599-5665

QUALITY CONTROL DATA

Project: FORT SMITH, AR
Pace Project No.: 60218387

QC Batch: WETA/11510 Analysis Method: SM 4500-P E
QC Batch Method: SM4500-P B Analysis Description: SM4500P-E, Total Phosphorus
Associated Lab Samples: 60218387010, 60218387011, 60218387012, 60218387013, 60218387014, 60218387015, 60218387016, 60218387017, 60218387018, 60218387019, 60218387020, 60218387021, 60218387022, 60218387023, 60218387024, 60218387025, 60218387026, 60218387027

METHOD BLANK: 227621 Matrix: Water
Associated Lab Samples: 60218387010, 60218387011, 60218387012, 60218387013, 60218387014, 60218387015, 60218387016, 60218387017, 60218387018, 60218387019, 60218387020, 60218387021, 60218387022, 60218387023, 60218387024, 60218387025, 60218387026, 60218387027

Parameter	Units	Blank Result	Reporting Limit	MDL	Analyzed	Qualifiers
Phosphate as P04	mg/L	ND	0.030	0.010	05/16/16 12:34	

LABORATORY CONTROL SAMPLE: 227622

Parameter	Units	Spike Conc.	LCS Result	LCS % Rec	% Rec Limits	Qualifiers
Phosphate as P04	mg/L	1.5	1.4	93	80-120	

MATRIX SPIKE & MATRIX SPIKE DUPLICATE: 227623 227624

Parameter	Units	7543614001 Result	MS Spike Conc.	MSD Spike Conc.	MS Result	MSD Result	MS % Rec	MSD % Rec	% Rec Limits	RPD	Max RPD	Qual
Phosphate as P04	mg/L	0.091	1.5	1.5	1.5	1.5	92	93	80-120	1	20	

MATRIX SPIKE & MATRIX SPIKE DUPLICATE: 227625 227626

Parameter	Units	60218387021 Result	MS Spike Conc.	MSD Spike Conc.	MS Result	MSD Result	MS % Rec	MSD % Rec	% Rec Limits	RPD	Max RPD	Qual
Phosphate as P04	mg/L	0.13	1.5	1.5	1.6	1.5	94	91	80-120	4	20	

Results presented on this page are in the units indicated by the "Units" column except where an alternate unit is presented to the right of the result.

REPORT OF LABORATORY ANALYSIS

This report shall not be reproduced, except in full,
without the written consent of Pace Analytical Services, Inc..

Pace Analytical Services, Inc.
9608 Loiret Blvd.
Lenexa, KS 66219
(913)599-5665

QUALIFIERS

Project: FORT SMITH, AR
Pace Project No.: 60218387

DEFINITIONS

DF - Dilution Factor, if reported, represents the factor applied to the reported data due to dilution of the sample aliquot.

ND - Not Detected at or above adjusted reporting limit.

J - Estimated concentration above the adjusted method detection limit and below the adjusted reporting limit.

MDL - Adjusted Method Detection Limit.

PQL - Practical Quantitation Limit.

RL - Reporting Limit.

S - Surrogate

1,2-Diphenylhydrazine decomposes to and cannot be separated from Azobenzene using Method 8270. The result for each analyte is a combined concentration.

Consistent with EPA guidelines, unrounded data are displayed and have been used to calculate % recovery and RPD values.

LCS(D) - Laboratory Control Sample (Duplicate)

MS(D) - Matrix Spike (Duplicate)

DUP - Sample Duplicate

RPD - Relative Percent Difference

NC - Not Calculable.

SG - Silica Gel - Clean-Up

U - Indicates the compound was analyzed for, but not detected.

N-Nitrosodiphenylamine decomposes and cannot be separated from Diphenylamine using Method 8270. The result reported for each analyte is a combined concentration.

Pace Analytical is TNI accredited. Contact your Pace PM for the current list of accredited analytes.

TNI - The NELAC Institute.

LABORATORIES

PASI-D	Pace Analytical Services - Dallas
PASI-K	Pace Analytical Services - Kansas City

BATCH QUALIFIERS

Batch: MSV/75619
[M5] A matrix spike/matrix spike duplicate was not performed for this batch due to insufficient sample volume.
Batch: MSV/75654
[M5] A matrix spike/matrix spike duplicate was not performed for this batch due to insufficient sample volume.
Batch: MSV/75668
[M5] A matrix spike/matrix spike duplicate was not performed for this batch due to insufficient sample volume.
Batch: MSV/75701
[M5] A matrix spike/matrix spike duplicate was not performed for this batch due to insufficient sample volume.
Batch: MSV/75745
[M5] A matrix spike/matrix spike duplicate was not performed for this batch due to insufficient sample volume.
Batch: WET/61823
[1] Ferrous Fe performed in the field
Batch: WET/61824
[1] Ferrous Fe performed in the field
Batch: WET/61835
[1] Field pH

This report shall not be reproduced, except in full,
without the written consent of Pace Analytical Services, Inc..

Pace Analytical Services, Inc.
9608 Loiret Blvd.
Lenexa, KS 66219
(913)599-5665

QUALIFIERS

Project: FORT SMITH, AR
Pace Project No.: 60218387

BATCH QUALIFIERS

Batch: WET/61836

[1]	Field pH

ANALYTE QUALIFIERS

B	Analyte was detected in the associated method blank.
H6	Analysis initiated outside of the 15 minute EPA required holding time.
M1	Matrix spike recovery exceeded QC limits. Batch accepted based on laboratory control sample (LCS) recovery.
R1	RPD value was outside control limits.
S0	Surrogate recovery outside laboratory control limits.
S8	Surrogate recovery outside laboratory control limits due to matrix interferences (confirmed by similar results from sample re-extraction and/or re-analysis)

This report shall not be reproduced, except in full,
without the written consent of Pace Analytical Services, Inc..

Pace Analytical Services, Inc.
9608 Loiret Blvd.
Lenexa, KS 66219
(913)599-5665

QUALITY CONTROL DATA CROSS REFERENCE TABLE

Project: FORT SMITH, AR
Pace Project No.: 60218387

Lab ID	Sample ID	QC Batch Method	QC Batch	Analytical Method	Analytical Batch
60218387002	**MW-88-201605**	EPA 8015 - Alcohol	GCSV/5417		
60218387003	**MW-22-201605**	EPA 8015 - Alcohol	GCSV/5417		
60218387004	**TMW-10-201605**	EPA 8015 - Alcohol	GCSV/5417		
60218387005	**IW-73-201605**	EPA 8015 - Alcohol	GCSV/5417		
60218387006	**MW-81-201605**	EPA 8015 - Alcohol	GCSV/5417		
60218387007	**IW-74-201605**	EPA 8015 - Alcohol	GCSV/5435		
60218387008	**MW-187-201605**	EPA 8015 - Alcohol	GCSV/5435		
60218387009	**MW-189-201605**	EPA 8015 - Alcohol	GCSV/5435		
60218387010	**MW-83-201605**	EPA 8015 - Alcohol	GCSV/5435		
60218387011	**MW-92-201605**	EPA 8015 - Alcohol	GCSV/5435		
60218387012	**MW-58R-201605**	EPA 8015 - Alcohol	GCSV/5435		
60218387013	**MW-183-201605**	EPA 8015 - Alcohol	GCSV/5435		
60218387014	**MW-82-201605**	EPA 8015 - Alcohol	GCSV/5435		
60218387015	**IW-77-201605**	EPA 8015 - Alcohol	GCSV/5435		
60218387016	**IW-76-201605**	EPA 8015 - Alcohol	GCSV/5435		
60218387017	**MW-185-201605**	EPA 8015 - Alcohol	GCSV/5435		
60218387018	**MW-27-201605**	EPA 8015 - Alcohol	GCSV/5435		
60218387019	**MW-91-201605**	EPA 8015 - Alcohol	GCSV/5435		
60218387020	**MW-90-201605**	EPA 8015 - Alcohol	GCSV/5435		
60218387021	**MW-28-201605**	EPA 8015 - Alcohol	GCSV/5435		
60218387022	**MW-186-201605**	EPA 8015 - Alcohol	GCSV/5435		
60218387023	**MW-24-201605**	EPA 8015 - Alcohol	GCSV/5435		
60218387024	**MW-190-201605**	EPA 8015 - Alcohol	GCSV/5435		
60218387025	**MW-191-201605**	EPA 8015 - Alcohol	GCSV/5435		
60218387026	**MW-192-201605**	EPA 8015 - Alcohol	GCSV/5435		
60218387027	**MW-182-201605**	EPA 8015 - Alcohol	GCSV/5445		
60218387002	**MW-88-201605**	EPA 3010	MPRP/35784	EPA 6010	ICP/26155
60218387003	**MW-22-201605**	EPA 3010	MPRP/35784	EPA 6010	ICP/26155
60218387004	**TMW-10-201605**	EPA 3010	MPRP/35784	EPA 6010	ICP/26155
60218387005	**IW-73-201605**	EPA 3010	MPRP/35784	EPA 6010	ICP/26155
60218387006	**MW-81-201605**	EPA 3010	MPRP/35784	EPA 6010	ICP/26155
60218387007	**IW-74-201605**	EPA 3010	MPRP/35784	EPA 6010	ICP/26155
60218387008	**MW-187-201605**	EPA 3010	MPRP/35784	EPA 6010	ICP/26155
60218387009	**MW-189-201605**	EPA 3010	MPRP/35784	EPA 6010	ICP/26155
60218387010	**MW-83-201605**	EPA 3010	MPRP/35784	EPA 6010	ICP/26155
60218387011	**MW-92-201605**	EPA 3010	MPRP/35784	EPA 6010	ICP/26155
60218387012	**MW-58R-201605**	EPA 3010	MPRP/35784	EPA 6010	ICP/26155
60218387013	**MW-183-201605**	EPA 3010	MPRP/35784	EPA 6010	ICP/26155
60218387014	**MW-82-201605**	EPA 3010	MPRP/35784	EPA 6010	ICP/26155
60218387015	**IW-77-201605**	EPA 3010	MPRP/35784	EPA 6010	ICP/26155
60218387016	**IW-76-201605**	EPA 3010	MPRP/35784	EPA 6010	ICP/26155
60218387017	**MW-185-201605**	EPA 3010	MPRP/35784	EPA 6010	ICP/26155
60218387018	**MW-27-201605**	EPA 3010	MPRP/35784	EPA 6010	ICP/26155
60218387019	**MW-91-201605**	EPA 3010	MPRP/35784	EPA 6010	ICP/26155
60218387020	**MW-90-201605**	EPA 3010	MPRP/35784	EPA 6010	ICP/26155
60218387021	**MW-28-201605**	EPA 3010	MPRP/35785	EPA 6010	ICP/26152
60218387022	**MW-186-201605**	EPA 3010	MPRP/35785	EPA 6010	ICP/26152

REPORT OF LABORATORY ANALYSIS

This report shall not be reproduced, except in full,
without the written consent of Pace Analytical Services, Inc..

Pace Analytical Services, Inc.
9608 Loiret Blvd.
Lenexa, KS 66219
(913)599-5665

QUALITY CONTROL DATA CROSS REFERENCE TABLE

Project: FORT SMITH, AR
Pace Project No.: 60218387

Lab ID	Sample ID	QC Batch Method	QC Batch	Analytical Method	Analytical Batch
60218387023	**MW-24-201605**	EPA 3010	MPRP/35785	EPA 6010	ICP/26152
60218387024	**MW-190-201605**	EPA 3010	MPRP/35785	EPA 6010	ICP/26152
60218387025	**MW-191-201605**	EPA 3010	MPRP/35785	EPA 6010	ICP/26152
60218387026	**MW-192-201605**	EPA 3010	MPRP/35785	EPA 6010	ICP/26152
60218387027	**MW-182-201605**	EPA 3010	MPRP/35785	EPA 6010	ICP/26152
60218387002	**MW-88-201605**	EPA 5030B/8260	MSV/75668		
60218387003	**MW-22-201605**	EPA 5030B/8260	MSV/75668		
60218387004	**TMW-10-201605**	EPA 5030B/8260	MSV/75668		
60218387005	**IW-73-201605**	EPA 5030B/8260	MSV/75668		
60218387007	**IW-74-201605**	EPA 5030B/8260	MSV/75668		
60218387008	**MW-187-201605**	EPA 5030B/8260	MSV/75668		
60218387009	**MW-189-201605**	EPA 5030B/8260	MSV/75668		
60218387010	**MW-83-201605**	EPA 5030B/8260	MSV/75668		
60218387012	**MW-58R-201605**	EPA 5030B/8260	MSV/75668		
60218387013	**MW-183-201605**	EPA 5030B/8260	MSV/75679		
60218387016	**IW-76-201605**	EPA 5030B/8260	MSV/75721		
60218387017	**MW-185-201605**	EPA 5030B/8260	MSV/75679		
60218387018	**MW-27-201605**	EPA 5030B/8260	MSV/75679		
60218387019	**MW-91-201605**	EPA 5030B/8260	MSV/75679		
60218387020	**MW-90-201605**	EPA 5030B/8260	MSV/75679		
60218387021	**MW-28-201605**	EPA 5030B/8260	MSV/75679		
60218387022	**MW-186-201605**	EPA 5030B/8260	MSV/75679		
60218387023	**MW-24-201605**	EPA 5030B/8260	MSV/75679		
60218387024	**MW-190-201605**	EPA 5030B/8260	MSV/75679		
60218387025	**MW-191-201605**	EPA 5030B/8260	MSV/75679		
60218387026	**MW-192-201605**	EPA 5030B/8260	MSV/75679		
60218387027	**MW-182-201605**	EPA 5030B/8260	MSV/75679		
60218387028	**TB-08-201605**	EPA 5030B/8260	MSV/75701		
60218387029	**DUP-07-201605**	EPA 5030B/8260	MSV/75701		
60218387031	**TB-09-201605**	EPA 5030B/8260	MSV/75701		
60218387033	**DUP-04-201605**	EPA 5030B/8260	MSV/75701		
60218387033	**DUP-04-201605**	EPA 5030B/8260	MSV/75745		
60218387034	**TB-10-201605**	EPA 5030B/8260	MSV/75701		
60218387035	**TB-11-201605**	EPA 5030B/8260	MSV/75701		
60218387037	**DUP-02-201605**	EPA 5030B/8260	MSV/75701		
60218387037	**DUP-02-201605**	EPA 5030B/8260	MSV/75745		
60218387038	**TB-12-201605**	EPA 5030B/8260	MSV/75701		
60218387039	**TB-13-201605**	EPA 5030B/8260	MSV/75701		
60218387040	**MW-181-201605**	EPA 5030B/8260	MSV/75701		
60218387041	**MW-179-201605**	EPA 5030B/8260	MSV/75701		
60218387042	**VP-14-201605**	EPA 5030B/8260	MSV/75701		
60218387043	**DUP-09-201605**	EPA 5030B/8260	MSV/75701		
60218387043	**DUP-09-201605**	EPA 5030B/8260	MSV/75745		

REPORT OF LABORATORY ANALYSIS

This report shall not be reproduced, except in full,
without the written consent of Pace Analytical Services, Inc..

Pace Analytical Services, Inc.
9608 Loiret Blvd.
Lenexa, KS 66219
(913)599-5665

QUALITY CONTROL DATA CROSS REFERENCE TABLE

Project: FORT SMITH, AR
Pace Project No.: 60218387

Lab ID	Sample ID	QC Batch Method	QC Batch	Analytical Method	Analytical Batch
60218387044	TB-14-201605	EPA 5030B/8260	MSV/75701		
60218387001	IW-78-201605	EPA 5030B/8260	MSV/75619		
60218387006	MW-81-201605	EPA 5030B/8260	MSV/75619		
60218387006	MW-81-201605	EPA 5030B/8260	MSV/75654		
60218387011	MW-92-201605	EPA 5030B/8260	MSV/75619		
60218387014	MW-82-201605	EPA 5030B/8260	MSV/75619		
60218387015	IW-77-201605	EPA 5030B/8260	MSV/75619		
60218387030	IW-115-201605	EPA 5030B/8260	MSV/75619		
60218387032	DUP-08-201605	EPA 5030B/8260	MSV/75619		
60218387032	DUP-08-201605	EPA 5030B/8260	MSV/75654		
60218387036	IW-79-201605	EPA 5030B/8260	MSV/75619		
60218387002	MW-88-201605	SM 2320B	WET/61742		
60218387003	MW-22-201605	SM 2320B	WET/61742		
60218387004	TMW-10-201605	SM 2320B	WET/61742		
60218387005	IW-73-201605	SM 2320B	WET/61742		
60218387006	MW-81-201605	SM 2320B	WET/61742		
60218387007	IW-74-201605	SM 2320B	WET/61742		
60218387008	MW-187-201605	SM 2320B	WET/61742		
60218387009	MW-189-201605	SM 2320B	WET/61742		
60218387010	MW-83-201605	SM 2320B	WET/61755		
60218387011	MW-92-201605	SM 2320B	WET/61755		
60218387012	MW-58R-201605	SM 2320B	WET/61755		
60218387013	MW-183-201605	SM 2320B	WET/61755		
60218387014	MW-82-201605	SM 2320B	WET/61755		
60218387015	IW-77-201605	SM 2320B	WET/61755		
60218387016	IW-76-201605	SM 2320B	WET/61755		
60218387017	MW-185-201605	SM 2320B	WET/61755		
60218387018	MW-27-201605	SM 2320B	WET/61755		
60218387019	MW-91-201605	SM 2320B	WET/61755		
60218387020	MW-90-201605	SM 2320B	WET/61755		
60218387021	MW-28-201605	SM 2320B	WET/61755		
60218387022	MW-186-201605	SM 2320B	WET/61755		
60218387023	MW-24-201605	SM 2320B	WET/61755		
60218387024	MW-190-201605	SM 2320B	WET/61755		
60218387025	MW-191-201605	SM 2320B	WET/61755		
60218387026	MW-192-201605	SM 2320B	WET/61755		
60218387027	MW-182-201605	SM 2320B	WET/61755		
60218387002	MW-88-201605	SM 3500-Fe B#4	WET/61823		
60218387003	MW-22-201605	SM 3500-Fe B#4	WET/61823		
60218387004	TMW-10-201605	SM 3500-Fe B#4	WET/61823		
60218387005	IW-73-201605	SM 3500-Fe B#4	WET/61823		
60218387006	MW-81-201605	SM 3500-Fe B#4	WET/61823		
60218387007	IW-74-201605	SM 3500-Fe B#4	WET/61823		
60218387008	MW-187-201605	SM 3500-Fe B#4	WET/61823		
60218387009	MW-189-201605	SM 3500-Fe B#4	WET/61823		

This report shall not be reproduced, except in full,
without the written consent of Pace Analytical Services, Inc..

Pace Analytical Services, Inc.
9608 Loiret Blvd.
Lenexa, KS 66219
(913)599-5665

QUALITY CONTROL DATA CROSS REFERENCE TABLE

Project: FORT SMITH, AR
Pace Project No.: 60218387

Lab ID	Sample ID	QC Batch Method	QC Batch	Analytical Method	Analytical Batch
60218387010	MW-83-201605	SM 3500-Fe B#4	WET/61823		
60218387011	MW-92-201605	SM 3500-Fe B#4	WET/61823		
60218387012	MW-58R-201605	SM 3500-Fe B#4	WET/61823		
60218387013	MW-183-201605	SM 3500-Fe B#4	WET/61823		
60218387014	MW-82-201605	SM 3500-Fe B#4	WET/61823		
60218387015	IW-77-201605	SM 3500-Fe B#4	WET/61823		
60218387016	IW-76-201605	SM 3500-Fe B#4	WET/61823		
60218387017	MW-185-201605	SM 3500-Fe B#4	WET/61823		
60218387018	MW-27-201605	SM 3500-Fe B#4	WET/61823		
60218387019	MW-91-201605	SM 3500-Fe B#4	WET/61823		
60218387020	MW-90-201605	SM 3500-Fe B#4	WET/61823		
60218387021	MW-28-201605	SM 3500-Fe B#4	WET/61823		
60218387022	MW-186-201605	SM 3500-Fe B#4	WET/61824		
60218387023	MW-24-201605	SM 3500-Fe B#4	WET/61824		
60218387024	MW-190-201605	SM 3500-Fe B#4	WET/61824		
60218387025	MW-191-201605	SM 3500-Fe B#4	WET/61824		
60218387026	MW-192-201605	SM 3500-Fe B#4	WET/61824		
60218387027	MW-182-201605	SM 3500-Fe B#4	WET/61824		
60218387002	MW-88-201605	SM 4500-H+B	WET/61835		
60218387003	MW-22-201605	SM 4500-H+B	WET/61835		
60218387004	TMW-10-201605	SM 4500-H+B	WET/61835		
60218387005	IW-73-201605	SM 4500-H+B	WET/61835		
60218387006	MW-81-201605	SM 4500-H+B	WET/61836		
60218387007	IW-74-201605	SM 4500-H+B	WET/61835		
60218387008	MW-187-201605	SM 4500-H+B	WET/61835		
60218387009	MW-189-201605	SM 4500-H+B	WET/61835		
60218387010	MW-83-201605	SM 4500-H+B	WET/61835		
60218387011	MW-92-201605	SM 4500-H+B	WET/61835		
60218387012	MW-58R-201605	SM 4500-H+B	WET/61835		
60218387013	MW-183-201605	SM 4500-H+B	WET/61835		
60218387014	MW-82-201605	SM 4500-H+B	WET/61835		
60218387015	IW-77-201605	SM 4500-H+B	WET/61835		
60218387016	IW-76-201605	SM 4500-H+B	WET/61835		
60218387017	MW-185-201605	SM 4500-H+B	WET/61835		
60218387018	MW-27-201605	SM 4500-H+B	WET/61835		
60218387019	MW-91-201605	SM 4500-H+B	WET/61836		
60218387020	MW-90-201605	SM 4500-H+B	WET/61836		
60218387021	MW-28-201605	SM 4500-H+B	WET/61835		
60218387022	MW-186-201605	SM 4500-H+B	WET/61835		
60218387023	MW-24-201605	SM 4500-H+B	WET/61836		
60218387024	MW-190-201605	SM 4500-H+B	WET/61836		
60218387025	MW-191-201605	SM 4500-H+B	WET/61835		
60218387026	MW-192-201605	SM 4500-H+B	WET/61835		
60218387027	MW-182-201605	SM 4500-H+B	WET/61836		

REPORT OF LABORATORY ANALYSIS

This report shall not be reproduced, except in full,
without the written consent of Pace Analytical Services, Inc..

Pace Analytical Services, Inc.
9608 Loiret Blvd.
Lenexa, KS 66219
(913)599-5665

QUALITY CONTROL DATA CROSS REFERENCE TABLE

Project: FORT SMITH, AR
Pace Project No.: 60218387

Lab ID	Sample ID	QC Batch Method	QC Batch	Analytical Method	Analytical Batch
60218387002	MW-88-201605	SM 4500-S-2 D	WET/61679		
60218387003	MW-22-201605	SM 4500-S-2 D	WET/61679		
60218387004	TMW-10-201605	SM 4500-S-2 D	WET/61679		
60218387005	IW-73-201605	SM 4500-S-2 D	WET/61679		
60218387006	MW-81-201605	SM 4500-S-2 D	WET/61679		
60218387007	IW-74-201605	SM 4500-S-2 D	WET/61679		
60218387008	MW-187-201605	SM 4500-S-2 D	WET/61679		
60218387009	MW-189-201605	SM 4500-S-2 D	WET/61679		
60218387010	MW-83-201605	SM 4500-S-2 D	WET/61679		
60218387011	MW-92-201605	SM 4500-S-2 D	WET/61679		
60218387012	MW-58R-201605	SM 4500-S-2 D	WET/61679		
60218387013	MW-183-201605	SM 4500-S-2 D	WET/61679		
60218387014	MW-82-201605	SM 4500-S-2 D	WET/61679		
60218387015	IW-77-201605	SM 4500-S-2 D	WET/61679		
60218387016	IW-76-201605	SM 4500-S-2 D	WET/61679		
60218387017	MW-185-201605	SM 4500-S-2 D	WET/61679		
60218387018	MW-27-201605	SM 4500-S-2 D	WET/61679		
60218387019	MW-91-201605	SM 4500-S-2 D	WET/61679		
60218387020	MW-90-201605	SM 4500-S-2 D	WET/61679		
60218387021	MW-28-201605	SM 4500-S-2 D	WET/61679		
60218387022	MW-186-201605	SM 4500-S-2 D	WET/61698		
60218387023	MW-24-201605	SM 4500-S-2 D	WET/61698		
60218387024	MW-190-201605	SM 4500-S-2 D	WET/61698		
60218387025	MW-191-201605	SM 4500-S-2 D	WET/61698		
60218387026	MW-192-201605	SM 4500-S-2 D	WET/61698		
60218387027	MW-182-201605	SM 4500-S-2 D	WET/61698		
60218387002	MW-88-201605	EPA 300.0	WETA/39350		
60218387003	MW-22-201605	EPA 300.0	WETA/39350		
60218387004	TMW-10-201605	EPA 300.0	WETA/39350		
60218387005	IW-73-201605	EPA 300.0	WETA/39350		
60218387006	MW-81-201605	EPA 300.0	WETA/39350		
60218387007	IW-74-201605	EPA 300.0	WETA/39350		
60218387008	MW-187-201605	EPA 300.0	WETA/39350		
60218387009	MW-189-201605	EPA 300.0	WETA/39350		
60218387010	MW-83-201605	EPA 300.0	WETA/39350		
60218387011	MW-92-201605	EPA 300.0	WETA/39350		
60218387012	MW-58R-201605	EPA 300.0	WETA/39350		
60218387013	MW-183-201605	EPA 300.0	WETA/39350		
60218387014	MW-82-201605	EPA 300.0	WETA/39350		
60218387015	IW-77-201605	EPA 300.0	WETA/39350		
60218387016	IW-76-201605	EPA 300.0	WETA/39350		
60218387017	MW-185-201605	EPA 300.0	WETA/39350		
60218387018	MW-27-201605	EPA 300.0	WETA/39350		
60218387019	MW-91-201605	EPA 300.0	WETA/39350		
60218387020	MW-90-201605	EPA 300.0	WETA/39350		
60218387021	MW-28-201605	EPA 300.0	WETA/39351		
60218387022	MW-186-201605	EPA 300.0	WETA/39351		

This report shall not be reproduced, except in full,
without the written consent of Pace Analytical Services, Inc..

Pace Analytical Services, Inc.
9608 Loiret Blvd.
Lenexa, KS 66219
(913)599-5665

QUALITY CONTROL DATA CROSS REFERENCE TABLE

Project: FORT SMITH, AR
Pace Project No.: 60218387

Lab ID	Sample ID	QC Batch Method	QC Batch	Analytical Method	Analytical Batch
60218387023	MW-24-201605	EPA 300.0	WETA/39351		
60218387024	MW-190-201605	EPA 300.0	WETA/39351		
60218387025	MW-191-201605	EPA 300.0	WETA/39351		
60218387026	MW-192-201605	EPA 300.0	WETA/39351		
60218387027	MW-182-201605	EPA 300.0	WETA/39351		
60218387002	MW-88-201605	EPA 350.1	WETA/39375		
60218387003	MW-22-201605	EPA 350.1	WETA/39375		
60218387004	TMW-10-201605	EPA 350.1	WETA/39375		
60218387005	IW-73-201605	EPA 350.1	WETA/39375		
60218387006	MW-81-201605	EPA 350.1	WETA/39375		
60218387007	IW-74-201605	EPA 350.1	WETA/39375		
60218387008	MW-187-201605	EPA 350.1	WETA/39375		
60218387009	MW-189-201605	EPA 350.1	WETA/39375		
60218387010	MW-83-201605	EPA 350.1	WETA/39375		
60218387011	MW-92-201605	EPA 350.1	WETA/39375		
60218387012	MW-58R-201605	EPA 350.1	WETA/39375		
60218387013	MW-183-201605	EPA 350.1	WETA/39375		
60218387014	MW-82-201605	EPA 350.1	WETA/39375		
60218387015	IW-77-201605	EPA 350.1	WETA/39375		
60218387016	IW-76-201605	EPA 350.1	WETA/39375		
60218387017	MW-185-201605	EPA 350.1	WETA/39375		
60218387018	MW-27-201605	EPA 350.1	WETA/39375		
60218387019	MW-91-201605	EPA 350.1	WETA/39376		
60218387020	MW-90-201605	EPA 350.1	WETA/39376		
60218387021	MW-28-201605	EPA 350.1	WETA/39375		
60218387022	MW-186-201605	EPA 350.1	WETA/39376		
60218387023	MW-24-201605	EPA 350.1	WETA/39376		
60218387024	MW-190-201605	EPA 350.1	WETA/39376		
60218387025	MW-191-201605	EPA 350.1	WETA/39376		
60218387026	MW-192-201605	EPA 350.1	WETA/39376		
60218387027	MW-182-201605	EPA 350.1	WETA/39376		
60218387002	MW-88-201605	EPA 353.2	WETA/39320		
60218387003	MW-22-201605	EPA 353.2	WETA/39320		
60218387004	TMW-10-201605	EPA 353.2	WETA/39320		
60218387005	IW-73-201605	EPA 353.2	WETA/39320		
60218387006	MW-81-201605	EPA 353.2	WETA/39325		
60218387007	IW-74-201605	EPA 353.2	WETA/39320		
60218387008	MW-187-201605	EPA 353.2	WETA/39320		
60218387009	MW-189-201605	EPA 353.2	WETA/39320		
60218387010	MW-83-201605	EPA 353.2	WETA/39320		
60218387011	MW-92-201605	EPA 353.2	WETA/39320		
60218387012	MW-58R-201605	EPA 353.2	WETA/39320		
60218387013	MW-183-201605	EPA 353.2	WETA/39320		
60218387014	MW-82-201605	EPA 353.2	WETA/39320		
60218387015	IW-77-201605	EPA 353.2	WETA/39320		

REPORT OF LABORATORY ANALYSIS

This report shall not be reproduced, except in full,
without the written consent of Pace Analytical Services, Inc..

Pace Analytical Services, Inc.
9608 Loiret Blvd.
Lenexa, KS 66219
(913)599-5665

QUALITY CONTROL DATA CROSS REFERENCE TABLE

Project: FORT SMITH, AR
Pace Project No.: 60218387

Lab ID	Sample ID	QC Batch Method	QC Batch	Analytical Method	Analytical Batch
60218387016	**IW-76-201605**	EPA 353.2	WETA/39320		
60218387017	**MW-185-201605**	EPA 353.2	WETA/39320		
60218387018	**MW-27-201605**	EPA 353.2	WETA/39320		
60218387019	**MW-91-201605**	EPA 353.2	WETA/39325		
60218387020	**MW-90-201605**	EPA 353.2	WETA/39325		
60218387021	**MW-28-201605**	EPA 353.2	WETA/39320		
60218387022	**MW-186-201605**	EPA 353.2	WETA/39320		
60218387023	**MW-24-201605**	EPA 353.2	WETA/39325		
60218387024	**MW-190-201605**	EPA 353.2	WETA/39325		
60218387025	**MW-191-201605**	EPA 353.2	WETA/39320		
60218387026	**MW-192-201605**	EPA 353.2	WETA/39320		
60218387027	**MW-182-201605**	EPA 353.2	WETA/39325		
60218387002	**MW-88-201605**	SM 4500-CO2 D	WETA/39518		
60218387003	**MW-22-201605**	SM 4500-CO2 D	WETA/39518		
60218387004	**TMW-10-201605**	SM 4500-CO2 D	WETA/39518		
60218387005	**IW-73-201605**	SM 4500-CO2 D	WETA/39518		
60218387006	**MW-81-201605**	SM 4500-CO2 D	WETA/39518		
60218387007	**IW-74-201605**	SM 4500-CO2 D	WETA/39520		
60218387008	**MW-187-201605**	SM 4500-CO2 D	WETA/39520		
60218387009	**MW-189-201605**	SM 4500-CO2 D	WETA/39520		
60218387010	**MW-83-201605**	SM 4500-CO2 D	WETA/39520		
60218387011	**MW-92-201605**	SM 4500-CO2 D	WETA/39520		
60218387012	**MW-58R-201605**	SM 4500-CO2 D	WETA/39520		
60218387013	**MW-183-201605**	SM 4500-CO2 D	WETA/39520		
60218387014	**MW-82-201605**	SM 4500-CO2 D	WETA/39520		
60218387015	**IW-77-201605**	SM 4500-CO2 D	WETA/39520		
60218387016	**IW-76-201605**	SM 4500-CO2 D	WETA/39520		
60218387017	**MW-185-201605**	SM 4500-CO2 D	WETA/39520		
60218387018	**MW-27-201605**	SM 4500-CO2 D	WETA/39520		
60218387019	**MW-91-201605**	SM 4500-CO2 D	WETA/39520		
60218387020	**MW-90-201605**	SM 4500-CO2 D	WETA/39520		
60218387021	**MW-28-201605**	SM 4500-CO2 D	WETA/39520		
60218387022	**MW-186-201605**	SM 4500-CO2 D	WETA/39520		
60218387023	**MW-24-201605**	SM 4500-CO2 D	WETA/39520		
60218387024	**MW-190-201605**	SM 4500-CO2 D	WETA/39520		
60218387025	**MW-191-201605**	SM 4500-CO2 D	WETA/39520		
60218387026	**MW-192-201605**	SM 4500-CO2 D	WETA/39520		
60218387027	**MW-182-201605**	SM 4500-CO2 D	WETA/39521		
60218387002	**MW-88-201605**	SM 5310C	WETA/39414		
60218387003	**MW-22-201605**	SM 5310C	WETA/39414		
60218387004	**TMW-10-201605**	SM 5310C	WETA/39414		
60218387005	**IW-73-201605**	SM 5310C	WETA/39414		
60218387006	**MW-81-201605**	SM 5310C	WETA/39414		
60218387007	**IW-74-201605**	SM 5310C	WETA/39414		

REPORT OF LABORATORY ANALYSIS

This report shall not be reproduced, except in full,
without the written consent of Pace Analytical Services, Inc..

Pace Analytical Services, Inc.
9608 Loiret Blvd.
Lenexa, KS 66219
(913)599-5665

QUALITY CONTROL DATA CROSS REFERENCE TABLE

Project: FORT SMITH, AR
Pace Project No.: 60218387

Lab ID	Sample ID	QC Batch Method	QC Batch	Analytical Method	Analytical Batch
60218387008	MW-187-201605	SM 5310C	WETA/39414		
60218387009	MW-189-201605	SM 5310C	WETA/39414		
60218387010	MW-83-201605	SM 5310C	WETA/39414		
60218387011	MW-92-201605	SM 5310C	WETA/39414		
60218387012	MW-58R-201605	SM 5310C	WETA/39414		
60218387013	MW-183-201605	SM 5310C	WETA/39414		
60218387014	MW-82-201605	SM 5310C	WETA/39414		
60218387015	IW-77-201605	SM 5310C	WETA/39414		
60218387016	IW-76-201605	SM 5310C	WETA/39430		
60218387017	MW-185-201605	SM 5310C	WETA/39439		
60218387018	MW-27-201605	SM 5310C	WETA/39430		
60218387019	MW-91-201605	SM 5310C	WETA/39430		
60218387020	MW-90-201605	SM 5310C	WETA/39430		
60218387021	MW-28-201605	SM 5310C	WETA/39430		
60218387022	MW-186-201605	SM 5310C	WETA/39430		
60218387023	MW-24-201605	SM 5310C	WETA/39430		
60218387024	MW-190-201605	SM 5310C	WETA/39430		
60218387025	MW-191-201605	SM 5310C	WETA/39439		
60218387026	MW-192-201605	SM 5310C	WETA/39439		
60218387027	MW-182-201605	SM 5310C	WETA/39439		
60218387004	TMW-10-201605	SM 5310C	WETA/39438		
60218387002	MW-88-201605	SM4500-P B	WETA/11490	SM 4500-P E	WETA/11498
60218387003	MW-22-201605	SM4500-P B	WETA/11490	SM 4500-P E	WETA/11498
60218387004	TMW-10-201605	SM4500-P B	WETA/11490	SM 4500-P E	WETA/11498
60218387005	IW-73-201605	SM4500-P B	WETA/11490	SM 4500-P E	WETA/11498
60218387006	MW-81-201605	SM4500-P B	WETA/11490	SM 4500-P E	WETA/11498
60218387007	IW-74-201605	SM4500-P B	WETA/11490	SM 4500-P E	WETA/11498
60218387008	MW-187-201605	SM4500-P B	WETA/11490	SM 4500-P E	WETA/11498
60218387009	MW-189-201605	SM4500-P B	WETA/11490	SM 4500-P E	WETA/11498
60218387010	MW-83-201605	SM4500-P B	WETA/11510	SM 4500-P E	WETA/11514
60218387011	MW-92-201605	SM4500-P B	WETA/11510	SM 4500-P E	WETA/11514
60218387012	MW-58R-201605	SM4500-P B	WETA/11510	SM 4500-P E	WETA/11514
60218387013	MW-183-201605	SM4500-P B	WETA/11510	SM 4500-P E	WETA/11514
60218387014	MW-82-201605	SM4500-P B	WETA/11510	SM 4500-P E	WETA/11514
60218387015	IW-77-201605	SM4500-P B	WETA/11510	SM 4500-P E	WETA/11514
60218387016	IW-76-201605	SM4500-P B	WETA/11510	SM 4500-P E	WETA/11514
60218387017	MW-185-201605	SM4500-P B	WETA/11510	SM 4500-P E	WETA/11514
60218387018	MW-27-201605	SM4500-P B	WETA/11510	SM 4500-P E	WETA/11514
60218387019	MW-91-201605	SM4500-P B	WETA/11510	SM 4500-P E	WETA/11514
60218387020	MW-90-201605	SM4500-P B	WETA/11510	SM 4500-P E	WETA/11514
60218387021	MW-28-201605	SM4500-P B	WETA/11510	SM 4500-P E	WETA/11514
60218387022	MW-186-201605	SM4500-P B	WETA/11510	SM 4500-P E	WETA/11514
60218387023	MW-24-201605	SM4500-P B	WETA/11510	SM 4500-P E	WETA/11514
60218387024	MW-190-201605	SM4500-P B	WETA/11510	SM 4500-P E	WETA/11514
60218387025	MW-191-201605	SM4500-P B	WETA/11510	SM 4500-P E	WETA/11514

This report shall not be reproduced, except in full,
without the written consent of Pace Analytical Services, Inc..

Pace Analytical Services, Inc.
9608 Loiret Blvd.
Lenexa, KS 66219
(913)599-5665

QUALITY CONTROL DATA CROSS REFERENCE TABLE

Project: FORT SMITH, AR
Pace Project No.: 60218387

Lab ID	Sample ID	QC Batch Method	QC Batch	Analytical Method	Analytical Batch
60218387026	**MW-192-201605**	SM4500-P B	WETA/11510	SM 4500-P E	WETA/11514
60218387027	**MW-182-201605**	SM4500-P B	WETA/11510	SM 4500-P E	WETA/11514

This report shall not be reproduced, except in full,
without the written consent of Pace Analytical Services, Inc..

Pace Analytical
www.pacelabs.com

Sample Condition Upon Receipt

WO# : 60218387

60218387

Client Name: Environ

Optional
Proj Due Date:
Proj Name:

Courier: FedEx ☐ UPS ☐ VIA ☑ Clay ☐ PEX ☐ ECI ☐ Pace ☐ Other ☐ Client ☐

Tracking #: _____ Pace Shipping Label Used? Yes ☐ No ☐

Custody Seal on Cooler/Box Present: Yes ☑ No ☐ Seals intact: Yes ☑ No ☐

Packing Material: Bubble Wrap ☐ Bubble Bags ☑ Foam ☑ None ☐ Other ☐

Thermometer Used: CF +1.0 T-239 / CF 0.0 T-262 **Type of Ice:** (Wet) Blue None ☐ Samples received on ice, cooling process has begun.
(circle one)

Cooler Temperature: 2.9 2.5 3.3 1.9 2.2

Temperature should be above freezing to 6°C 2.6 2.8

Date and initials of person examining contents: 05/05/16

Chain of Custody present:	☑Yes ☐No ☐N/A	1.
Chain of Custody filled out:	☑Yes ☐No ☐N/A	2.
Chain of Custody relinquished:	☑Yes ☐No ☐N/A	3.
Sampler name & signature on COC:	☑Yes ☐No ☐N/A	4.
Samples arrived within holding time:	☑Yes ☐No ☐N/A	5.
Short Hold Time analyses (<72hr):	☑Yes ☐No ☐N/A	6. NO2 NO3
Rush Turn Around Time requested:	☐Yes ☑No ☐N/A	7.
Sufficient volume:	☑Yes ☐No ☐N/A	8.
Correct containers used:	☑Yes ☐No ☐N/A	
Pace containers used:	☑Yes ☐No ☐N/A	9.
Containers intact:	☑Yes ☐No ☐N/A	10.
Unpreserved 5035A soils frozen w/in 48hrs?	☐Yes ☐No ☑N/A	11.
Filtered volume received for dissolved tests?	☐Yes ☐No ☐N/A	12.
Sample labels match COC:	☑Yes ☐No ☐N/A	
Includes date/time/ID/analyses Matrix: WT		13.
All containers needing preservation have been checked.	☑Yes ☐No ☐N/A	
All containers needing preservation are found to be in compliance with EPA recommendation.	☑Yes ☐No ☐N/A	14.
Exceptions: VOA, Coliform, O&G, WI-DRO (water)	☑Yes ☐No	Initial when completed / Lot # of added preservative
Trip Blank present:	☑Yes ☐No ☐N/A	
Pace Trip Blank lot # (if purchased): covered		15.
Headspace in VOA vials (>6mm):	☐Yes ☑No ☐N/A	16.
Project sampled in USDA Regulated Area:	☐Yes ☐No ☑N/A	17. List State:
Additional labels attached to 5035A vials in the field?	☐Yes ☐No ☑N/A	18.

Client Notification/ Resolution: Copy COC to Client? Y / (N) Field Data Required? Y / (N)

Person Contacted: _____ Date/Time: _____

Comments/ Resolution: _____

Project Manager Review: CAB Date: 5/5/16

CHAIN-OF-CUSTODY / Analytical Request Document

The Chain-of-Custody is a LEGAL DOCUMENT. All relevant fields must be completed accurately.

Pace Analytical™ www.pacelabs.com

Section A Required Client Information:

Company:	Environ
Address:	7500 College Blvd., Ste. 925
	Overland Park, KS 66210
Email To:	wstonestreet@environcorp.com
Phone: 913-553-5926	Fax:
Requested Due Date/TAT:	

Section B Required Project Information:

Report To:	Wendy Stonestreet
Copy To:	Tammy Gleason
Purchase Order No.:	NA
Project Name:	Fort Smith, AR
Project Number:	

Section C Invoice Information:

Attention:	Tammy Gleason
Company Name:	Environ
Address:	250 Monroe Ave. NW Grand Rapids
Pace Quote Reference:	Michigan, 49503
Pace Project Manager:	Colleen Clyne
Pace Profile #:	7444, line 1

REGULATORY AGENCY

☐ NPDES ☐ GROUND WATER ☐ DRINKING WATER
☐ UST ☐ RCRA ☑ OTHER ADEQ

Site Location STATE: AR

Section D Required Client Information

SAMPLE ID (A-Z, 0-9 / ,-) Sample IDs MUST BE UNIQUE

Valid Matrix Codes

MATRIX	CODE
DRINKING WATER	DW
WATER	WT
WASTE WATER	WW
PRODUCT	P
SOIL/SOLID	SL
OIL	OL
WIPE	WP
AIR	AR
OTHER	OT
TISSUE	TS

Requested Analysis Filtered (Y/N)

ITEM #	SAMPLE ID	MATRIX CODE (see valid codes to left)	SAMPLE TYPE (G=GRAB C=COMP)	COLLECTED COMPOSITE START DATE	COLLECTED COMPOSITE START TIME	COLLECTED COMPOSITE END/GRAB DATE	COLLECTED COMPOSITE END/GRAB TIME	SAMPLE TEMP AT COLLECTION	# OF CONTAINERS	Preservatives: Unpreserved	H_2SO_4	HNO_3	HCl	NaOH + Zinc Acetate	$Na_2S_2O_3$	Methanol	Other Ascorbic Acid	Y/N	Analysis Test: 8260 VOCs	Alkalinity	TOC	Chloride, Sulfate	8015 Chloroethanol (Pace Dallas)	6010-Iron/Mn	Ferric Iron calc. (send field Ferrous)	Ammonia	Nitrate+Nitrite	Total Phosphate (Pace Dallas)	Sulfide	CO2 Calc (Alkalinity + field pH)	Residual Chlorine (Y/N)	Pace Project No./ Lab I.D.
1	IW-78-201605	WT	G	5/3/16	1000	3(OTHR)			3								X		X													7 day hold time	001
2	MW-88-201605	WT	G	5/4/16	1425	3(DLGH)	3(DLGU)		11	X	X	X	X	X					X	X	X	X	X	X	X	X	X	X	X	X	4435 8032 8035 8030 8030	002
3	MW-22-201605	WT	G	5/4/16	1245	↓			11	X	X	X	X	X					X	X	X	X	X	X	X	X	X	X	X	X	↓	003
4	TMW-10-201605	WT	G	5/4/16	1010	↓			12	X	X	X	X	X					X	X	X	X	X	X	X	X	X	X	X	X	X 2(4435 8032 8035 8030 8030	004
5	TB-08-201605	WT	G	5/4/16	—	2(DLGH)			2				X						X													028
6	IW-73-201605	WT	G	5/4/16	1325	3(DLGH)			11	X	X	X	X	X					X	X	X	X	X	X	X	X	X	X	X	X	4435 8032 8035 8030 8030	005
7	MW-81-201605	WT	G	5/4/16	1125	3(OTHR)			11	X	X	X		X			X		X	X	X	X	X	X	X	X	X	X	X	X	7 day hold time	006
8	IW-74-201605	WT	G	5/4/16	1310	3(DLGH)			11	X	X	X	X	X					X	X	X	X	X	X	X	X	X	X	X	X		007
9	DUP-07-201605	WT	G	5/4/16	1310	↓			3				X						X													029
10	IW-115-201605	WT	G	5/4/16	1530	3(OTHR)			3								X		X												7 day hold time	030
11	MW-187-201605	WT	G	5/4/16	0940	3(DLGH)	3(DLGU)		11	X	X	X	X	X					X	X	X	X	X	X	X	X	X	X	X	X		008
12	TB-09-201605	WT	G	5/4/16	—	2(DLGH)			2				X						X													031

ADDITIONAL COMMENTS	RELINQUISHED BY / AFFILIATION	DATE	TIME	ACCEPTED BY / AFFILIATION	DATE	TIME	SAMPLE CONDITIONS			
	Victoria Sieglen	5/4/16	1803		5/5/16	0506	2.9	Y	Y	Y
	Rambol Environ						2.5	Y	Y	Y

SAMPLER NAME AND SIGNATURE

PRINT Name of SAMPLER: Victoria Sieglen

SIGNATURE of SAMPLER: Victoria Sieglen DATE Signed (MM/DD/YY): 5/4/16

Temp in °C | Received on Ice (Y/N) | Custody Sealed Cooler (Y/N) | Samples Intact (Y/N)

*Important Note: By signing this form you are accepting Pace's NET 30 day payment terms and agreeing to late charges of 1.5% per month for any invoices not paid within 30 days.

Pace Analytical
www.pacelabs.com

CHAIN-OF-CUSTODY / Analytical Request Document

The Chain-of-Custody is a LEGAL DOCUMENT. All relevant fields must be completed accurately.

Section A Required Client Information:

Company:	Environ
Address:	7500 College Blvd., Ste. 925
	Overland Park, KS 66210
Email To:	wstonestreet@environcorp.com
Phone: 913-553-5926	Fax:
Requested Due Date/TAT:	

Section B Required Project Information:

Report To:	Wendy Stonestreet
Copy To:	Tammy Gleason
Purchase Order No.:	NA
Project Name:	Fort Smith, AR
Project Number:	

Section C Invoice Information:

Attention:	Tammy Gleason
Company Name:	Environ
Address:	250 Monroe Ave. NW Grand Rapids
Pace Quote Reference:	Michigan, 49503
Pace Project Manager:	Colleen Clyne
Pace Profile #:	7444, line 1

REGULATORY AGENCY

☐ NPDES ☐ GROUND WATER ☐ DRINKING WATER
☐ UST ☐ RCRA ☑ OTHER ADEQ

Site Location STATE: AR

Section D Required Client Information

SAMPLE ID (A-Z, 0-9 / ,-) Sample IDs MUST BE UNIQUE

Valid Matrix Codes

MATRIX	CODE
DRINKING WATER	DW
WATER	WT
WASTE WATER	WW
PRODUCT	P
SOIL/SOLID	SL
OIL	OL
WIPE	WP
AIR	AR
OTHER	OT
TISSUE	TS

ITEM #	SAMPLE ID	MATRIX CODE (see valid codes to left)	SAMPLE TYPE (G=GRAB C=COMP)	COLLECTED COMPOSITE START DATE	COLLECTED COMPOSITE START TIME	COLLECTED COMPOSITE END/GRAB DATE	COLLECTED COMPOSITE END/GRAB TIME	SAMPLE TEMP AT COLLECTION	# OF CONTAINERS	Preservatives: Unpreserved	H_2SO_4	HNO_3	HCl	NaOH + Zn Acetate	$Na_2S_2O_3$	Methanol	Other Ascorbic Acid	Y/N	Analysis Test: 8260 VOCs	Alkalinity	TOC	Chloride, Sulfate	8015 Chloroethanol (Pace Dallas)	6010-Iron/Mn	Ferric Iron calc. (send field Ferrous)	Ammonia	Nitrate+Nitrite	Total Phosphate (Pace Dallas)	Sulfide	CO2 Calc (Alkalinity + field pH)	Residual Chlorine (Y/N)	Pace Project No./ Lab I.D.
1	MW-189-201605	WT	G	5/4/16	1140	2(VOA,HCl)	3(VOA,HCl)		11	X	X	X	X	X				N	X	X	X	X	X	X	X	X	X	X	N	609
2	MW-83-201605	WT	G	5/4/16	1026	↓			11	X	X	X	X	X				N	X	X	X	X	X	X	X	X	X	X	X	N	610
3	MW-92-201605	WT	G	5/4/16	1620	3(VOA,HCl)			11	X	X	X		X			X	N	X	X	X	X	X	X	X	X	X	X	X	N	611
4	DUP-08-201605	WT	G	5/4/16	1620	↓			3								X	N	X											N	632
5	MW-58R-201605	WT	G	5/4/16	1315	3(VOA,HCl)			11	X	X	X	X	X				N	X	X	X	X	X	X	X	X	X	X	X	N	612
6	DUP-04-201605	WT	G	5/4/16	1315	↓			3				X					N	X											N	633
7	TB-10-201605	WT	G	5/4/16	—	2(VOA,HCl)			2				X					N	X											N	634
8	MW-183-201605	WT	G	5/4/16	1845	3(VOA,HCl)			11	X	X	X	X	X				N	X	X	X	X	X	X	X	X	X	X	X	N	613
9	MW-82-201605	WT	G	5/4/16	0915	3(VOA,HCl)			11	X	X	X	X	X			X	N	X	X	X	X	X	X	X	X	X	X	X	N	614
10	IW-77-201605	WT	G	5/4/16	1055	↓			11	X	X	X		X			X	N	X	X	X	X	X	X	X	X	X	X	X	N	615
11	IW-76-201605	WT	G	5/4/16	0915	3(VOA,HCl)			11	X	X	X	X	X				N	X	X	X	X	X	X	X	X	X	X	X	N	616
12	TB-11-201605	WT	G	5/4/16	—	2(VOA,HCl)			2				X					N	X											N	635

0218387

7 day hold time

7 day hold time

7 day hold time

ADDITIONAL COMMENTS	RELINQUISHED BY / AFFILIATION	DATE	TIME	ACCEPTED BY / AFFILIATION	DATE	TIME	SAMPLE CONDITIONS			
	Victoria Stiegler Clearwell Environ	5/4/16	1830	PASI	5/5/16	0506	3.3	Y	Y	Y
							1.9	Y	Y	Y

SAMPLER NAME AND SIGNATURE

PRINT Name of SAMPLER: Victoria Stiegler

SIGNATURE of SAMPLER: Victoria Stiegler DATE Signed (MM/DD/YY): 5/4/16

Temp in °C	Received on Ice (Y/N)	Custody Sealed Cooler (Y/N)	Samples Intact (Y/N)

*Important Note: By signing this form you are accepting Pace's NET 30 day payment terms and agreeing to late charges of 1.5% per month for any invoices not paid within 30 days.

CHAIN-OF-CUSTODY / Analytical Request Document

The Chain-of-Custody is a LEGAL DOCUMENT. All relevant fields must be completed accurately.

Pace Analytical
www.pacelabs.com

Section A Required Client Information:

Company:	Environ
Address:	7500 College Blvd., Ste. 925
	Overland Park, KS 66210
Email To:	wstonestreet@environcorp.com
Phone: 913-553-5926	Fax:
Requested Due Date/TAT:	

Section B Required Project Information:

Report To:	Wendy Stonestreet
Copy To:	Tammy Gleason
Purchase Order No.:	NA
Project Name:	Fort Smith, AR
Project Number:	

Section C Invoice Information:

Attention:	Tammy Gleason
Company Name:	Environ
Address:	250 Monroe Ave. NW Grand Rapids
Pace Quote Reference:	Michigan, 49503
Pace Project Manager:	Colleen Clyne
Pace Profile #:	7444, line 1

REGULATORY AGENCY

☐ NPDES ☐ GROUND WATER ☐ DRINKING WATER
☐ UST ☐ RCRA ☑ OTHER ADEQ

Site Location STATE: AR

Section D Required Client Information

SAMPLE ID (A-Z, 0-9 / ,-) Sample IDs MUST BE UNIQUE

Valid Matrix Codes

MATRIX	CODE
DRINKING WATER	DW
WATER	WT
WASTE WATER	WW
PRODUCT	P
SOIL/SOLID	SL
OIL	OL
WIPE	WP
AIR	AR
OTHER	OT
TISSUE	TS

ITEM #	SAMPLE ID	MATRIX CODE (see valid codes to left)	SAMPLE TYPE (G=GRAB C=COMP)	COLLECTED COMPOSITE START DATE	COLLECTED COMPOSITE START TIME	COLLECTED COMPOSITE END/GRAB DATE	COLLECTED COMPOSITE END/GRAB TIME	SAMPLE TEMP AT COLLECTION	# OF CONTAINERS	Preservatives: Unpreserved	H_2SO_4	HNO_3	HCl	NaOH + Zn Acetat	$Na_2S_2O_3$	Methanol	Other Ascorbic Acid	Analysis Test Y/N	8260 VOCs	Alkalinity	TOC	Chloride, Sulfate	8015 Chloroethanol (Pace Dallas)	6010-Iron/Mn	Ferric Iron calc. (send field Ferrous)	Ammonia	Nitrate+Nitrite	Total Phosphate (Pace Dallas)	Sulfide	CO2 Calc (Alkalinity + field pH)	Residual Chlorine (Y/N)	Pace Project No./ Lab I.D. 60218387
1	MW-79-201605	WT	G	5/4/2016	1125	2(DG9T)	3(OTHR)		3								X		X											N	7 day hold time 036
2	MW-185-201605	WT	G	5/4/16	0844	3(DG9H)	3(DG9U)		11	X	X	X	X	X					X	X	X	X	X	X	X	X	X	X	X	N	A435 A432 B035 A433 A430 007
3	MW-27-201605	WT	G	5/4/16	1030				11	X	X	X	X	X					X	X	X	X	X	X	X	X	X	X	X	N	018
4	MW-91-201605	WT	G	5/4/16	1630				11	X	X	X	X	X					X	X	X	X	X	X	X	X	X	X	X	N	019
5	DUP-02-201605	WT	G	5/4/16	1630				3				X						X											N	037
6	MW-90-201605	WT	G	5/4/16	1625	6(DG9H)			14	X	X	X	X	X					X	X	X	X	X	X	X	X	X	X	X	N	MS/MSD 020
7	TB-12-201605	WT	G	5/4/16	—	2(DG9H)			2				X						X											N	038
8	MW-28-201605	WT	G	5/4/16	1350	6(DG9H)			14	X	X	X	X	X					X	X	X	X	X	X	X	X	X	X	X	N	MS/MSD 021
9	MW-186-201605	WT	G	5/4/16	1345	3(DG9H)			11	X	X	X	X	X					X	X	X	X	X	X	X	X	X	X	X	N	022
10	MW-24-201605	WT	G	5/4/16	1700				11	X	X	X	X	X					X	X	X	X	X	X	X	X	X	X	X	N	023
11	MW-190-201605	WT	G	5/4/16	1642				11	X	X	X	X	X					X	X	X	X	X	X	X	X	X	X	X	N	024
12	TB-13-201605	WT	G	5/4/16	—	2(DG9H)			2				X						X											N	039

ADDITIONAL COMMENTS	RELINQUISHED BY / AFFILIATION	DATE	TIME	ACCEPTED BY / AFFILIATION	DATE	TIME	SAMPLE CONDITIONS			
	Victoria Sieglen Ramboll Environ	5/4/16	1830	PASI	5/5/16	0506	2-6	Y	Y	Y
							2-8	Y	Y	Y

SAMPLER NAME AND SIGNATURE

PRINT Name of SAMPLER: Victoria Sieglen

SIGNATURE of SAMPLER: Victoria Sieglen DATE Signed (MM/DD/YY): 5/4/16

Temp in °C | Received on Ice (Y/N) | Custody Sealed Cooler (Y/N) | Samples Intact (Y/N)

*Important Note: By signing this form you are accepting Pace's NET 30 day payment terms and agreeing to late charges of 1.5% per month for any invoices not paid within 30 days.

CHAIN-OF-CUSTODY / Analytical Request Document

The Chain-of-Custody is a LEGAL DOCUMENT. All relevant fields must be completed accurately.

Pace Analytical
www.pacelabs.com

Section A Required Client Information:

Company:	Environ
Address:	7500 College Blvd., Ste. 925
	Overland Park, KS 66210
Email To:	wstonestreet@environcorp.com
Phone: 913-553-5926	Fax:
Requested Due Date/TAT:	

Section B Required Project Information:

Report To:	Wendy Stonestreet
Copy To:	Tammy Gleason
Purchase Order No.:	NA
Project Name:	Fort Smith, AR
Project Number:	

Section C Invoice Information:

Attention:	Tammy Gleason
Company Name:	Environ
Address:	250 Monroe Ave. NW Grand Rapids
Pace Quote Reference:	Michigan, 49503
Pace Project Manager:	Colleen Clyne
Pace Profile #:	7444, line 1

REGULATORY AGENCY

☐ NPDES ☐ GROUND WATER ☐ DRINKING WATER
☐ UST ☐ RCRA ☑ OTHER ADEQ

Site Location STATE: AR

Section D Required Client Information

SAMPLE ID (A-Z, 0-9 / ,-) Sample IDs MUST BE UNIQUE

Valid Matrix Codes

MATRIX	CODE
DRINKING WATER	DW
WATER	WT
WASTE WATER	WW
PRODUCT	P
SOIL/SOLID	SL
OIL	OL
WIPE	WP
AIR	AR
OTHER	OT
TISSUE	TS

ITEM #	SAMPLE ID	MATRIX CODE (see valid codes to left)	SAMPLE TYPE (G=GRAB C=COMP)	COLLECTED COMPOSITE START DATE	COLLECTED COMPOSITE START TIME	COLLECTED COMPOSITE END/GRAB DATE	COLLECTED COMPOSITE END/GRAB TIME	SAMPLE TEMP AT COLLECTION	# OF CONTAINERS	Preservatives: Unpreserved	H_2SO_4	HNO_3	HCl	NaOH + Zn Acetate	$Na_2S_2O_3$	Methanol	Other	Analysis Test Y/N	8260 VOCs	Alkalinity	TOC	Chloride, Sulfate	8015 Chloroethanol (Pace Dallas)	6010-Iron/Mn	Ferric Iron calc. (send field Ferrous)	Ammonia	Nitrate+Nitrite	Total Phosphate (Pace Dallas)	Sulfide	CO2 Calc (Alkalinity + field pH)	Residual Chlorine (Y/N)	Pace Project No./ Lab I.D.
1	MW-191-201605	WT	G	5/4/16	1350	3(0640)	3(0640)		11	X	X	X	X	X				X	X	X	X	X	X	X	X	X	X	N	AE35 RP32 RP35 RP34 RP36 025
2	MW-192-201605	WT	G	5/4/16	1120	↓	↓		11	X	X	X	X	X				X	X	X	X	X	X	X	X	X	X	X	N	026
3	MW-181-201605	WT	G	5/4/16	1035	2(0640)			2				X					X										N	040
4	MW-179-201605	WT	G	5/4/16	1300	3(0640)			3				X					X										N	041
5	VP-14-201605	WT	G	5/4/16	1150	↓			3				X					X										N	042
6	MW-182-201605	WT	G	5/4/16	1715		3(0640)		11	X	X	X	X	X				X	X	X	X	X	X	X	X	X	X	X	N	AE35 RP32 RP35 RP34 RP36 027
7	DUP-09-201605	WT	G	5/4/16	1715	↓			8				X					X										N	043
8	TB-15-201605	WT	G	5/4/16	—	2(0640)			3				X					X										N	044
9																													
10																													
11																													
12																													

Requested Analysis Filtered (Y/N)

Lab ID: 10387

ADDITIONAL COMMENTS	RELINQUISHED BY / AFFILIATION	DATE	TIME	ACCEPTED BY / AFFILIATION	DATE	TIME	SAMPLE CONDITIONS			
	Victoria Sieyley/ Ramboll Environ	5/4/16	1830	[signature] /PAS1	5/5/16	0506	2.2	Y	Y	Y

SAMPLER NAME AND SIGNATURE

PRINT Name of SAMPLER: Victoria Sieyley

SIGNATURE of SAMPLER: Victoria Sieyley

DATE Signed (MM/DD/YY): 5/4/16

Temp in °C | Received on Ice (Y/N) | Custody Sealed Cooler (Y/N) | Samples Intact (Y/N)

*Important Note: By signing this form you are accepting Pace's NET 30 day payment terms and agreeing to late charges of 1.5% per month for any invoices not paid within 30 days.

Chain of Custody

Pace Analytical®
www.pacelabs.com

Workorder: 60218387 **Workorder Name:** FORT SMITH, AR **Owner Received Date:** 5/5/2016 **Results Requested By:** 5/17/2016

Report To	Subcontract To
Colleen Clyne Pace Analytical Kansas 9608 Loiret Blvd. Lenexa, KS 66219 Phone (913)599-5665	Pace Analytical Dallas 400 West Bethany Drive Suite 190 Allen, TX 75013 Phone (972)727-1123

WO# : 7543894

7543894

						Preserved Containers						Requested Analysis											
Item	Sample ID	Sample Type	Collect Date/Time	Lab ID	Matrix	BP3S	DG9U					EPA 8015 Chloroethanol	Total Phosphate										LAB USE ONLY
1	MW-88-201605	PS	5/4/2016 14:25	60218387002	Water	1	3					X	X										001
2	MW-22-201605	PS	5/4/2016 12:45	60218387003	Water	1	3					X	X										002
3	TMW-10-201605	PS	5/4/2016 10:10	60218387004	Water	1	3					X	X										003
4	IW-73-201605	PS	5/4/2016 13:25	60218387005	Water	1	3					X	X										004
5	MW-81-201605	PS	5/4/2016 17:25	60218387006	Water	1	3					X	X										005
6	IW-74-201605	PS	5/4/2016 13:10	60218387007	Water	1	3					X	X										006
7	MW-187-201605	PS	5/4/2016 09:40	60218387008	Water	1	3					X	X										007
8	MW-189-201605	PS	5/4/2016 11:40	60218387009	Water	1	3					X	X										008
9	MW-83-201605	PS	5/4/2016 10:26	60218387010	Water	1	3					X	X										009
10	MW-92-201605	PS	5/4/2016 16:20	60218387011	Water	1	3					X	X										010
11	MW-58R-201605	PS	5/4/2016 13:15	60218387012	Water	1	3					X	X										011
12	MW-183-201605	PS	5/4/2016 08:45	60218387013	Water	1	3					X	X										012
13	MW-82-201605	PS	5/4/2016 09:15	60218387014	Water	1	3					X	X										013
14	IW-77-201605	PS	5/4/2016 10:55	60218387015	Water	1	3					X	X										014
15	IW-76-201605	PS	5/4/2016 09:15	60218387016	Water	1	3					X	X										015
16	MW-185-201605	PS	5/4/2016 08:44	60218387017	Water	1	3					X	X										016
17	MW-27-201605	PS	5/4/2016 10:30	60218387018	Water	1	3					X	X										017
18	MW-91-201605	PS	5/4/2016 16:30	60218387019	Water	1	3					X	X										018
19	MW-90-201605	RQS	5/4/2016 16:25	60218387020	Water	1	3					X	X										019

Page 53 of 61

Chain of Custody

Pace Analytical®
www.pacelabs.com

Workorder: 60218387 **Workorder Name:** FORT SMITH, AR **Owner Received Date:** 5/5/2016 **Results Requested By:** 5/17/2016

Report To	Subcontract To
Colleen Clyne Pace Analytical Kansas 9608 Loiret Blvd. Lenexa, KS 66219 Phone (913)599-5665	Pace Analytical Dallas 400 West Bethany Drive Suite 190 Allen, TX 75013 Phone (972)727-1123

Item	Sample ID	Sample Type	Collect Date/Time	Lab ID	Matrix	Preserved Containers: BP3S	DG9U					Requested Analysis: EPA 8015 Chloroethanol	Total Phosphate										LAB USE ONLY
20	MW-28-201605	RQS	5/4/2016 13:50	60218387021	Water	1	1					X	X										020
21	MW-186-201605	PS	5/4/2016 13:45	60218387022	Water	1	1					X	X										~~020~~ 021
22	MW-24-201605	PS	5/4/2016 17:00	60218387023	Water	1	1					X	X										022
23	MW-190-201605	PS	5/4/2016 16:42	60218387024	Water	1	1					X	X										023
24	MW-191-201605	PS	5/4/2016 13:50	60218387025	Water	1	1					X	X										024
25	MW-192-201605	PS	5/4/2016 11:20	60218387026	Water	1	1					X	X										025
26	MW-182-201605	PS	5/4/2016 17:15	60218387027	Water	1	1					X	X										026

Transfers	Released By	Date/Time	Received	Date/Time
1		5/5/16 1700		~~5/6/16 [illegible]~~
2				5/6/16 0905
3				

Comments: ZT 5/6/16

Cooler Temperature on Receipt 1.6 °C Custody Seal (Y) or N Received on Ice (Y) or N Samples Intact (Y) or N

****In order to maintain client confidentiality, location/name of the sampling site, sampler's name and signature may not be provided on this COC document. This chain of custody is considered complete as is since this information is available in the owner laboratory.*

Pace Analytical

Sample Condition Upon Receipt

☑Dallas ☐Ft Worth ☐San Angelo

Client Name: Pace - KS Project Work order: 7543894

Courier: FedEX ☑ UPS ☐ USPS ☐ Client ☐ Courier ☐ LSO ☐ PACE ☐ Other:

Tracking#: 6703 1644 7642 5895 + 6703 1642 5884 + 6703 5873

Custody Seal on Cooler/Box: Yes ☑ 5/6/16 No ☐ **Seals Intact:** Yes ☑ 1642 No ☐ NA ☐

Packing Material: Bubble Wrap ☐ Bubble Bags ☐ Foam ☑ None ☐ Other ☐

Thermometer Used: IR-02 Type of Ice: Wet ☑ Blue ☐ None ☐ Sample Received on ice, cooling process has begun ☑

Cooler Temp: 1.6°C (Temp should be above freezing to 6°C)

Chain of Custody Present	Yes ☑ No ☐ NA ☐	1
Chain of Custody filled out	Yes ☑ No ☐ NA ☐	2
Chain of Custody relinquished	Yes ☑ No ☐ NA ☐	3
Sampler name & signature on COC	Yes ☐ No ☑ NA ☐	4
Sample received within HT	Yes ☑ No ☐ NA ☐	5
Short HT analyses (<72 hrs)	Yes ☐ No ☑ NA ☐	6
Rush TAT requested	Yes ☐ No ☑ NA ☐	7
Sufficient Volume received	Yes ☑ No ☐ NA ☐	8
Correct Container used Pace Container used	Yes ☑ No ☐ NA ☐ Yes ☑ No ☐ NA ☐	9
Container Intact	Yes ☑ No ☐ NA ☐	10
Unpreserved 5035A soil frozen within 48 hrs	Yes ☐ No ☐ NA ☑	11
Filtered volume received for Dissolved tests	Yes ☐ No ☐ NA ☑	12
Sample labels match COC Include date/time/ID/analyses Matrix: WATER	Yes ☑ No ☐ NA ☐	13
All containers needing preservation have been checked	Yes ☑ No ☐ NA ☐	14a. Lot# of pH strip: pH checked Yes ☐ No ☐ pH<2 ☐ pH>9 ☐ pH>12 ☐ Lot# of Iodine strip: Lot# of Lead Acetate strip:
Do containers require preservation at the lab	Yes ☐ No ☐ NA ☑	14b. Preservation: Lot#:
All containers needing preservation are found to be in Compliance with EPA recommendation **Exception:** VOA, coliform, O&G	Yes ☑ No ☐ NA ☐ Yes ☑ No ☐	14c.
Are soil samples (volatiles) received in Bulk ☐ Terracore ☐ EnCore ☐ NA ☑		15.
Trip Blank present Trip Blank Custody Seals Intact Pace Trip Blank Lot# (if purchased):	Yes ☐ No ☐ NA ☑ Yes ☐ No ☐ NA ☑	16.
Headspace in VOA (>6mm)	Yes ☐ No ☐ NA ☑	17.
Project sampled in USDA Regulated Area:	Yes ☐ No ☐ NA ☑	18. List State

Client Notification/Resolution/Comments:

Person Contacted: Date:

Comments/Resolution:

Person Examining Contents: Date: 5/6/16

F-DAL-C001rev.05 090215

Pace Analytical Services, Inc.
9608 Loiret Blvd.
Lenexa, KS 66219
(913)599-5665

May 13, 2016

Wendy Stonestreet
Ramboll Environ
7500 College Blvd Ste 925
Overland Park, KS 66210

RE: Project: FORT SMITH, AR
Pace Project No.: 60218425

Dear Wendy Stonestreet:
Enclosed are the analytical results for sample(s) received by the laboratory on May 05, 2016. The results relate only to the samples included in this report. Results reported herein conform to the most current TNI standards and the laboratory's Quality Assurance Manual, where applicable, unless otherwise noted in the body of the report.

If you have any questions concerning this report, please feel free to contact me.

Sincerely,

Colleen Clyne
colleen.clyne@pacelabs.com
Project Manager

Enclosures

cc: Tamara Gleason, Ramboll Environ

This report shall not be reproduced, except in full,
without the written consent of Pace Analytical Services, Inc..

Pace Analytical Services, Inc.
9608 Loiret Blvd.
Lenexa, KS 66219
(913)599-5665

CERTIFICATIONS

Project: FORT SMITH, AR
Pace Project No.: 60218425

Kansas Certification IDs
9608 Loiret Boulevard, Lenexa, KS 66219
WY STR Certification #: 2456.01
Arkansas Certification #: 15-016-0
Illinois Certification #: 003097
Iowa Certification #: 118
Kansas/NELAP Certification #: E-10116
Louisiana Certification #: 03055
Nevada Certification #: KS000212008A
Oklahoma Certification #: 9205/9935
Texas Certification #: T104704407
Utah Certification #: KS00021
Kansas Field Laboratory Accreditation: # E-92587

This report shall not be reproduced, except in full,
without the written consent of Pace Analytical Services, Inc..

Pace Analytical Services, Inc.
9608 Loiret Blvd.
Lenexa, KS 66219
(913)599-5665

SAMPLE SUMMARY

Project: FORT SMITH, AR
Pace Project No.: 60218425

Lab ID	Sample ID	Matrix	Date Collected	Date Received
60218425001	**VP-06-201605**	Water	05/04/16 15:28	05/05/16 05:06
60218425002	**MW-174-201605**	Water	05/04/16 14:30	05/05/16 05:06
60218425003	**MW-173-201605**	Water	05/04/16 15:20	05/05/16 05:06
60218425004	**VP-05-201605**	Water	05/04/16 15:35	05/05/16 05:06

This report shall not be reproduced, except in full,
without the written consent of Pace Analytical Services, Inc..

Pace Analytical Services, Inc.
9608 Loiret Blvd.
Lenexa, KS 66219
(913)599-5665

SAMPLE ANALYTE COUNT

Project: FORT SMITH, AR
Pace Project No.: 60218425

Lab ID	Sample ID	Method	Analysts	Analytes Reported	Laboratory
60218425001	**VP-06-201605**	EPA 5030B/8260	PGH	38	PASI-K
60218425002	**MW-174-201605**	EPA 5030B/8260	PGH	38	PASI-K
60218425003	**MW-173-201605**	EPA 5030B/8260	PGH	38	PASI-K
60218425004	**VP-05-201605**	EPA 5030B/8260	PGH	38	PASI-K

This report shall not be reproduced, except in full,
without the written consent of Pace Analytical Services, Inc..

Pace Analytical Services, Inc.
9608 Loiret Blvd.
Lenexa, KS 66219
(913)599-5665

PROJECT NARRATIVE

Project: FORT SMITH, AR
Pace Project No.: 60218425

Method: **EPA 5030B/8260**
Description: 8260 MSV
Client: Ramboll Environ_AR
Date: May 13, 2016

General Information:
4 samples were analyzed for EPA 5030B/8260. All samples were received in acceptable condition with any exceptions noted below or on the chain-of custody and/or the sample condition upon receipt form (SCUR) attached at the end of this report.

Hold Time:
The samples were analyzed within the method required hold times with any exceptions noted below.

Initial Calibrations (including MS Tune as applicable):
All criteria were within method requirements with any exceptions noted below.

Continuing Calibration:
All criteria were within method requirements with any exceptions noted below.

Internal Standards:
All internal standards were within QC limits with any exceptions noted below.

Surrogates:
All surrogates were within QC limits with any exceptions noted below.

Method Blank:
All analytes were below the report limit in the method blank, where applicable, with any exceptions noted below.

Laboratory Control Spike:
All laboratory control spike compounds were within QC limits with any exceptions noted below.

Matrix Spikes:
All percent recoveries and relative percent differences (RPDs) were within acceptance criteria with any exceptions noted below.

QC Batch: MSV/75701

A matrix spike/matrix spike duplicate was not performed due to insufficient sample volume.

QC Batch: MSV/75721

A matrix spike and/or matrix spike duplicate (MS/MSD) were performed on the following sample(s): 60218544005

M1: Matrix spike recovery exceeded QC limits. Batch accepted based on laboratory control sample (LCS) recovery.

- MS (Lab ID: 1756183)
  - Styrene
- MSD (Lab ID: 1756184)
  - Styrene

Additional Comments:

This data package has been reviewed for quality and completeness and is approved for release.

This report shall not be reproduced, except in full,
without the written consent of Pace Analytical Services, Inc..

Pace Analytical Services, Inc.
9608 Loiret Blvd.
Lenexa, KS 66219
(913)599-5665

ANALYTICAL RESULTS

Project: FORT SMITH, AR
Pace Project No.: 60218425

Sample: VP-06-201605 **Lab ID: 60218425001** Collected: 05/04/16 15:28 Received: 05/05/16 05:06 Matrix: Water

Parameters	Results	Units	Report Limit	MDL	DF	Prepared	Analyzed	CAS No.	Qual
8260 MSV	Analytical Method: EPA 5030B/8260								
Acetone	**47.6**	ug/L	10.0	1.9	1		05/11/16 10:52	67-64-1	
Benzene	**0.98J**	ug/L	1.0	0.060	1		05/11/16 10:52	71-43-2	
Bromodichloromethane	ND	ug/L	1.0	0.19	1		05/11/16 10:52	75-27-4	
Bromoform	ND	ug/L	1.0	0.070	1		05/11/16 10:52	75-25-2	
Bromomethane	ND	ug/L	5.0	0.16	1		05/11/16 10:52	74-83-9	
2-Butanone (MEK)	**7.5J**	ug/L	10.0	0.59	1		05/11/16 10:52	78-93-3	
Carbon disulfide	**0.49J**	ug/L	5.0	0.12	1		05/11/16 10:52	75-15-0	
Carbon tetrachloride	ND	ug/L	1.0	0.18	1		05/11/16 10:52	56-23-5	
Chlorobenzene	ND	ug/L	1.0	0.21	1		05/11/16 10:52	108-90-7	
Chloroethane	ND	ug/L	1.0	0.15	1		05/11/16 10:52	75-00-3	
Chloroform	ND	ug/L	1.0	0.14	1		05/11/16 10:52	67-66-3	
Chloromethane	ND	ug/L	1.0	0.080	1		05/11/16 10:52	74-87-3	
Dibromochloromethane	ND	ug/L	1.0	0.21	1		05/11/16 10:52	124-48-1	
1,1-Dichloroethane	ND	ug/L	1.0	0.050	1		05/11/16 10:52	75-34-3	
1,2-Dichloroethane	ND	ug/L	1.0	0.12	1		05/11/16 10:52	107-06-2	
1,1-Dichloroethene	ND	ug/L	1.0	0.20	1		05/11/16 10:52	75-35-4	
cis-1,2-Dichloroethene	**0.17J**	ug/L	1.0	0.080	1		05/11/16 10:52	156-59-2	
trans-1,2-Dichloroethene	ND	ug/L	1.0	0.20	1		05/11/16 10:52	156-60-5	
1,2-Dichloropropane	ND	ug/L	1.0	0.16	1		05/11/16 10:52	78-87-5	
cis-1,3-Dichloropropene	ND	ug/L	1.0	0.14	1		05/11/16 10:52	10061-01-5	
trans-1,3-Dichloropropene	ND	ug/L	1.0	0.12	1		05/11/16 10:52	10061-02-6	
Ethylbenzene	ND	ug/L	1.0	0.18	1		05/11/16 10:52	100-41-4	
2-Hexanone	ND	ug/L	10.0	1.2	1		05/11/16 10:52	591-78-6	
Methylene chloride	ND	ug/L	1.0	0.15	1		05/11/16 10:52	75-09-2	
4-Methyl-2-pentanone (MIBK)	**0.74J**	ug/L	10.0	0.42	1		05/11/16 10:52	108-10-1	
Styrene	ND	ug/L	1.0	0.12	1		05/11/16 10:52	100-42-5	
1,1,2,2-Tetrachloroethane	ND	ug/L	1.0	0.15	1		05/11/16 10:52	79-34-5	
Tetrachloroethene	ND	ug/L	1.0	0.10	1		05/11/16 10:52	127-18-4	
Toluene	**0.32J**	ug/L	1.0	0.17	1		05/11/16 10:52	108-88-3	
1,1,1-Trichloroethane	ND	ug/L	1.0	0.11	1		05/11/16 10:52	71-55-6	
1,1,2-Trichloroethane	ND	ug/L	1.0	0.20	1		05/11/16 10:52	79-00-5	
Trichloroethene	**0.78J**	ug/L	1.0	0.17	1		05/11/16 10:52	79-01-6	
Vinyl chloride	ND	ug/L	1.0	0.13	1		05/11/16 10:52	75-01-4	
Xylene (Total)	ND	ug/L	3.0	0.42	1		05/11/16 10:52	1330-20-7	
Surrogates									
4-Bromofluorobenzene (S)	98	%	77-130		1		05/11/16 10:52	460-00-4	
1,2-Dichloroethane-d4 (S)	98	%	81-127		1		05/11/16 10:52	17060-07-0	
Toluene-d8 (S)	102	%	80-120		1		05/11/16 10:52	2037-26-5	
Preservation pH	**1.0**		0.10	0.10	1		05/11/16 10:52		

REPORT OF LABORATORY ANALYSIS

This report shall not be reproduced, except in full,
without the written consent of Pace Analytical Services, Inc..

Pace Analytical Services, Inc.
9608 Loiret Blvd.
Lenexa, KS 66219
(913)599-5665

ANALYTICAL RESULTS

Project: FORT SMITH, AR
Pace Project No.: 60218425

Sample: MW-174-201605 **Lab ID: 60218425002** Collected: 05/04/16 14:30 Received: 05/05/16 05:06 Matrix: Water

Parameters	Results	Units	Report Limit	MDL	DF	Prepared	Analyzed	CAS No.	Qual
8260 MSV	Analytical Method: EPA 5030B/8260								
Acetone	ND	ug/L	10.0	1.9	1		05/11/16 11:06	67-64-1	
Benzene	**0.32J**	ug/L	1.0	0.060	1		05/11/16 11:06	71-43-2	
Bromodichloromethane	ND	ug/L	1.0	0.19	1		05/11/16 11:06	75-27-4	
Bromoform	ND	ug/L	1.0	0.070	1		05/11/16 11:06	75-25-2	
Bromomethane	ND	ug/L	5.0	0.16	1		05/11/16 11:06	74-83-9	
2-Butanone (MEK)	ND	ug/L	10.0	0.59	1		05/11/16 11:06	78-93-3	
Carbon disulfide	**0.22J**	ug/L	5.0	0.12	1		05/11/16 11:06	75-15-0	
Carbon tetrachloride	ND	ug/L	1.0	0.18	1		05/11/16 11:06	56-23-5	
Chlorobenzene	ND	ug/L	1.0	0.21	1		05/11/16 11:06	108-90-7	
Chloroethane	ND	ug/L	1.0	0.15	1		05/11/16 11:06	75-00-3	
Chloroform	ND	ug/L	1.0	0.14	1		05/11/16 11:06	67-66-3	
Chloromethane	ND	ug/L	1.0	0.080	1		05/11/16 11:06	74-87-3	
Dibromochloromethane	ND	ug/L	1.0	0.21	1		05/11/16 11:06	124-48-1	
1,1-Dichloroethane	ND	ug/L	1.0	0.050	1		05/11/16 11:06	75-34-3	
1,2-Dichloroethane	ND	ug/L	1.0	0.12	1		05/11/16 11:06	107-06-2	
1,1-Dichloroethene	ND	ug/L	1.0	0.20	1		05/11/16 11:06	75-35-4	
cis-1,2-Dichloroethene	ND	ug/L	1.0	0.080	1		05/11/16 11:06	156-59-2	
trans-1,2-Dichloroethene	ND	ug/L	1.0	0.20	1		05/11/16 11:06	156-60-5	
1,2-Dichloropropane	ND	ug/L	1.0	0.16	1		05/11/16 11:06	78-87-5	
cis-1,3-Dichloropropene	ND	ug/L	1.0	0.14	1		05/11/16 11:06	10061-01-5	
trans-1,3-Dichloropropene	ND	ug/L	1.0	0.12	1		05/11/16 11:06	10061-02-6	
Ethylbenzene	ND	ug/L	1.0	0.18	1		05/11/16 11:06	100-41-4	
2-Hexanone	ND	ug/L	10.0	1.2	1		05/11/16 11:06	591-78-6	
Methylene chloride	ND	ug/L	1.0	0.15	1		05/11/16 11:06	75-09-2	
4-Methyl-2-pentanone (MIBK)	ND	ug/L	10.0	0.42	1		05/11/16 11:06	108-10-1	
Styrene	ND	ug/L	1.0	0.12	1		05/11/16 11:06	100-42-5	
1,1,2,2-Tetrachloroethane	ND	ug/L	1.0	0.15	1		05/11/16 11:06	79-34-5	
Tetrachloroethene	ND	ug/L	1.0	0.10	1		05/11/16 11:06	127-18-4	
Toluene	ND	ug/L	1.0	0.17	1		05/11/16 11:06	108-88-3	
1,1,1-Trichloroethane	ND	ug/L	1.0	0.11	1		05/11/16 11:06	71-55-6	
1,1,2-Trichloroethane	ND	ug/L	1.0	0.20	1		05/11/16 11:06	79-00-5	
Trichloroethene	ND	ug/L	1.0	0.17	1		05/11/16 11:06	79-01-6	
Vinyl chloride	ND	ug/L	1.0	0.13	1		05/11/16 11:06	75-01-4	
Xylene (Total)	ND	ug/L	3.0	0.42	1		05/11/16 11:06	1330-20-7	
Surrogates									
4-Bromofluorobenzene (S)	100	%	77-130		1		05/11/16 11:06	460-00-4	
1,2-Dichloroethane-d4 (S)	95	%	81-127		1		05/11/16 11:06	17060-07-0	
Toluene-d8 (S)	101	%	80-120		1		05/11/16 11:06	2037-26-5	
Preservation pH	**1.0**		0.10	0.10	1		05/11/16 11:06		

REPORT OF LABORATORY ANALYSIS

This report shall not be reproduced, except in full,
without the written consent of Pace Analytical Services, Inc..

Pace Analytical Services, Inc.
9608 Loiret Blvd.
Lenexa, KS 66219
(913)599-5665

ANALYTICAL RESULTS

Project: FORT SMITH, AR
Pace Project No.: 60218425

Sample: MW-173-201605 **Lab ID: 60218425003** Collected: 05/04/16 15:20 Received: 05/05/16 05:06 Matrix: Water

Parameters	Results	Units	Report Limit	MDL	DF	Prepared	Analyzed	CAS No.	Qual
8260 MSV	Analytical Method: EPA 5030B/8260								
Acetone	**22.7**	ug/L	10.0	1.9	1		05/11/16 11:20	67-64-1	
Benzene	**0.34J**	ug/L	1.0	0.060	1		05/11/16 11:20	71-43-2	
Bromodichloromethane	ND	ug/L	1.0	0.19	1		05/11/16 11:20	75-27-4	
Bromoform	ND	ug/L	1.0	0.070	1		05/11/16 11:20	75-25-2	
Bromomethane	ND	ug/L	5.0	0.16	1		05/11/16 11:20	74-83-9	
2-Butanone (MEK)	**3.9J**	ug/L	10.0	0.59	1		05/11/16 11:20	78-93-3	
Carbon disulfide	**1.3J**	ug/L	5.0	0.12	1		05/11/16 11:20	75-15-0	
Carbon tetrachloride	ND	ug/L	1.0	0.18	1		05/11/16 11:20	56-23-5	
Chlorobenzene	ND	ug/L	1.0	0.21	1		05/11/16 11:20	108-90-7	
Chloroethane	ND	ug/L	1.0	0.15	1		05/11/16 11:20	75-00-3	
Chloroform	ND	ug/L	1.0	0.14	1		05/11/16 11:20	67-66-3	
Chloromethane	ND	ug/L	1.0	0.080	1		05/11/16 11:20	74-87-3	
Dibromochloromethane	ND	ug/L	1.0	0.21	1		05/11/16 11:20	124-48-1	
1,1-Dichloroethane	ND	ug/L	1.0	0.050	1		05/11/16 11:20	75-34-3	
1,2-Dichloroethane	ND	ug/L	1.0	0.12	1		05/11/16 11:20	107-06-2	
1,1-Dichloroethene	ND	ug/L	1.0	0.20	1		05/11/16 11:20	75-35-4	
cis-1,2-Dichloroethene	ND	ug/L	1.0	0.080	1		05/11/16 11:20	156-59-2	
trans-1,2-Dichloroethene	ND	ug/L	1.0	0.20	1		05/11/16 11:20	156-60-5	
1,2-Dichloropropane	ND	ug/L	1.0	0.16	1		05/11/16 11:20	78-87-5	
cis-1,3-Dichloropropene	ND	ug/L	1.0	0.14	1		05/11/16 11:20	10061-01-5	
trans-1,3-Dichloropropene	ND	ug/L	1.0	0.12	1		05/11/16 11:20	10061-02-6	
Ethylbenzene	ND	ug/L	1.0	0.18	1		05/11/16 11:20	100-41-4	
2-Hexanone	ND	ug/L	10.0	1.2	1		05/11/16 11:20	591-78-6	
Methylene chloride	ND	ug/L	1.0	0.15	1		05/11/16 11:20	75-09-2	
4-Methyl-2-pentanone (MIBK)	**0.49J**	ug/L	10.0	0.42	1		05/11/16 11:20	108-10-1	
Styrene	ND	ug/L	1.0	0.12	1		05/11/16 11:20	100-42-5	
1,1,2,2-Tetrachloroethane	ND	ug/L	1.0	0.15	1		05/11/16 11:20	79-34-5	
Tetrachloroethene	ND	ug/L	1.0	0.10	1		05/11/16 11:20	127-18-4	
Toluene	ND	ug/L	1.0	0.17	1		05/11/16 11:20	108-88-3	
1,1,1-Trichloroethane	ND	ug/L	1.0	0.11	1		05/11/16 11:20	71-55-6	
1,1,2-Trichloroethane	ND	ug/L	1.0	0.20	1		05/11/16 11:20	79-00-5	
Trichloroethene	ND	ug/L	1.0	0.17	1		05/11/16 11:20	79-01-6	
Vinyl chloride	ND	ug/L	1.0	0.13	1		05/11/16 11:20	75-01-4	
Xylene (Total)	ND	ug/L	3.0	0.42	1		05/11/16 11:20	1330-20-7	
Surrogates									
4-Bromofluorobenzene (S)	100	%	77-130		1		05/11/16 11:20	460-00-4	
1,2-Dichloroethane-d4 (S)	96	%	81-127		1		05/11/16 11:20	17060-07-0	
Toluene-d8 (S)	102	%	80-120		1		05/11/16 11:20	2037-26-5	
Preservation pH	**1.0**		0.10	0.10	1		05/11/16 11:20		

REPORT OF LABORATORY ANALYSIS

This report shall not be reproduced, except in full,
without the written consent of Pace Analytical Services, Inc..

Pace Analytical Services, Inc.
9608 Loiret Blvd.
Lenexa, KS 66219
(913)599-5665

ANALYTICAL RESULTS

Project: FORT SMITH, AR
Pace Project No.: 60218425

Sample: VP-05-201605 **Lab ID: 60218425004** Collected: 05/04/16 15:35 Received: 05/05/16 05:06 Matrix: Water

Parameters	Results	Units	Report Limit	MDL	DF	Prepared	Analyzed	CAS No.	Qual
8260 MSV	Analytical Method: EPA 5030B/8260								
Acetone	**141**	ug/L	10.0	1.9	1		05/11/16 21:10	67-64-1	
Benzene	**0.85J**	ug/L	1.0	0.060	1		05/11/16 21:10	71-43-2	
Bromodichloromethane	ND	ug/L	1.0	0.19	1		05/11/16 21:10	75-27-4	
Bromoform	**0.79J**	ug/L	1.0	0.070	1		05/11/16 21:10	75-25-2	
Bromomethane	**2.1J**	ug/L	5.0	0.16	1		05/11/16 21:10	74-83-9	
2-Butanone (MEK)	**24.9**	ug/L	10.0	0.59	1		05/11/16 21:10	78-93-3	
Carbon disulfide	**0.30J**	ug/L	5.0	0.12	1		05/11/16 21:10	75-15-0	
Carbon tetrachloride	ND	ug/L	1.0	0.18	1		05/11/16 21:10	56-23-5	
Chlorobenzene	ND	ug/L	1.0	0.21	1		05/11/16 21:10	108-90-7	
Chloroethane	ND	ug/L	1.0	0.15	1		05/11/16 21:10	75-00-3	
Chloroform	**0.39J**	ug/L	1.0	0.14	1		05/11/16 21:10	67-66-3	
Chloromethane	ND	ug/L	1.0	0.080	1		05/11/16 21:10	74-87-3	
Dibromochloromethane	ND	ug/L	1.0	0.21	1		05/11/16 21:10	124-48-1	
1,1-Dichloroethane	ND	ug/L	1.0	0.050	1		05/11/16 21:10	75-34-3	
1,2-Dichloroethane	ND	ug/L	1.0	0.12	1		05/11/16 21:10	107-06-2	
1,1-Dichloroethene	ND	ug/L	1.0	0.20	1		05/11/16 21:10	75-35-4	
cis-1,2-Dichloroethene	ND	ug/L	1.0	0.080	1		05/11/16 21:10	156-59-2	
trans-1,2-Dichloroethene	ND	ug/L	1.0	0.20	1		05/11/16 21:10	156-60-5	
1,2-Dichloropropane	ND	ug/L	1.0	0.16	1		05/11/16 21:10	78-87-5	
cis-1,3-Dichloropropene	ND	ug/L	1.0	0.14	1		05/11/16 21:10	10061-01-5	
trans-1,3-Dichloropropene	ND	ug/L	1.0	0.12	1		05/11/16 21:10	10061-02-6	
Ethylbenzene	ND	ug/L	1.0	0.18	1		05/11/16 21:10	100-41-4	
2-Hexanone	**10.1**	ug/L	10.0	1.2	1		05/11/16 21:10	591-78-6	
Methylene chloride	**0.57J**	ug/L	1.0	0.15	1		05/11/16 21:10	75-09-2	
4-Methyl-2-pentanone (MIBK)	**2.4J**	ug/L	10.0	0.42	1		05/11/16 21:10	108-10-1	
Styrene	ND	ug/L	1.0	0.12	1		05/11/16 21:10	100-42-5	
1,1,2,2-Tetrachloroethane	ND	ug/L	1.0	0.15	1		05/11/16 21:10	79-34-5	
Tetrachloroethene	ND	ug/L	1.0	0.10	1		05/11/16 21:10	127-18-4	
Toluene	**0.35J**	ug/L	1.0	0.17	1		05/11/16 21:10	108-88-3	
1,1,1-Trichloroethane	ND	ug/L	1.0	0.11	1		05/11/16 21:10	71-55-6	
1,1,2-Trichloroethane	ND	ug/L	1.0	0.20	1		05/11/16 21:10	79-00-5	
Trichloroethene	**0.66J**	ug/L	1.0	0.17	1		05/11/16 21:10	79-01-6	
Vinyl chloride	ND	ug/L	1.0	0.13	1		05/11/16 21:10	75-01-4	
Xylene (Total)	ND	ug/L	3.0	0.42	1		05/11/16 21:10	1330-20-7	
Surrogates									
4-Bromofluorobenzene (S)	102	%	77-130		1		05/11/16 21:10	460-00-4	
1,2-Dichloroethane-d4 (S)	100	%	81-127		1		05/11/16 21:10	17060-07-0	
Toluene-d8 (S)	102	%	80-120		1		05/11/16 21:10	2037-26-5	
Preservation pH	**1.0**		0.10	0.10	1		05/11/16 21:10		

REPORT OF LABORATORY ANALYSIS

This report shall not be reproduced, except in full,
without the written consent of Pace Analytical Services, Inc..

Pace Analytical Services, Inc.
9608 Loiret Blvd.
Lenexa, KS 66219
(913)599-5665

QUALITY CONTROL DATA

Project: FORT SMITH, AR
Pace Project No.: 60218425

QC Batch: MSV/75701 Analysis Method: EPA 5030B/8260
QC Batch Method: EPA 5030B/8260 Analysis Description: 8260 MSV Water 10 mL Purge
Associated Lab Samples: 60218425001, 60218425002, 60218425003

METHOD BLANK: 1755748 Matrix: Water
Associated Lab Samples: 60218425001, 60218425002, 60218425003

Parameter	Units	Blank Result	Reporting Limit	MDL	Analyzed	Qualifiers
1,1,1-Trichloroethane	ug/L	ND	1.0	0.11	05/11/16 08:14	
1,1,2,2-Tetrachloroethane	ug/L	ND	1.0	0.15	05/11/16 08:14	
1,1,2-Trichloroethane	ug/L	ND	1.0	0.20	05/11/16 08:14	
1,1-Dichloroethane	ug/L	ND	1.0	0.050	05/11/16 08:14	
1,1-Dichloroethene	ug/L	ND	1.0	0.20	05/11/16 08:14	
1,2-Dichloroethane	ug/L	ND	1.0	0.12	05/11/16 08:14	
1,2-Dichloropropane	ug/L	ND	1.0	0.16	05/11/16 08:14	
2-Butanone (MEK)	ug/L	ND	10.0	0.59	05/11/16 08:14	
2-Hexanone	ug/L	ND	10.0	1.2	05/11/16 08:14	
4-Methyl-2-pentanone (MIBK)	ug/L	ND	10.0	0.42	05/11/16 08:14	
Acetone	ug/L	ND	10.0	1.9	05/11/16 08:14	
Benzene	ug/L	ND	1.0	0.060	05/11/16 08:14	
Bromodichloromethane	ug/L	ND	1.0	0.19	05/11/16 08:14	
Bromoform	ug/L	ND	1.0	0.070	05/11/16 08:14	
Bromomethane	ug/L	ND	5.0	0.16	05/11/16 08:14	
Carbon disulfide	ug/L	ND	5.0	0.12	05/11/16 08:14	
Carbon tetrachloride	ug/L	ND	1.0	0.18	05/11/16 08:14	
Chlorobenzene	ug/L	ND	1.0	0.21	05/11/16 08:14	
Chloroethane	ug/L	ND	1.0	0.15	05/11/16 08:14	
Chloroform	ug/L	ND	1.0	0.14	05/11/16 08:14	
Chloromethane	ug/L	ND	1.0	0.080	05/11/16 08:14	
cis-1,2-Dichloroethene	ug/L	ND	1.0	0.080	05/11/16 08:14	
cis-1,3-Dichloropropene	ug/L	ND	1.0	0.14	05/11/16 08:14	
Dibromochloromethane	ug/L	ND	1.0	0.21	05/11/16 08:14	
Ethylbenzene	ug/L	ND	1.0	0.18	05/11/16 08:14	
Methylene chloride	ug/L	ND	1.0	0.15	05/11/16 08:14	
Styrene	ug/L	ND	1.0	0.12	05/11/16 08:14	
Tetrachloroethene	ug/L	ND	1.0	0.10	05/11/16 08:14	
Toluene	ug/L	ND	1.0	0.17	05/11/16 08:14	
trans-1,2-Dichloroethene	ug/L	ND	1.0	0.20	05/11/16 08:14	
trans-1,3-Dichloropropene	ug/L	ND	1.0	0.12	05/11/16 08:14	
Trichloroethene	ug/L	ND	1.0	0.17	05/11/16 08:14	
Vinyl chloride	ug/L	ND	1.0	0.13	05/11/16 08:14	
Xylene (Total)	ug/L	ND	3.0	0.42	05/11/16 08:14	
1,2-Dichloroethane-d4 (S)	%	104	81-127		05/11/16 08:14	
4-Bromofluorobenzene (S)	%	101	77-130		05/11/16 08:14	
Toluene-d8 (S)	%	103	80-120		05/11/16 08:14	

Results presented on this page are in the units indicated by the "Units" column except where an alternate unit is presented to the right of the result.

REPORT OF LABORATORY ANALYSIS

This report shall not be reproduced, except in full,
without the written consent of Pace Analytical Services, Inc..

Pace Analytical Services, Inc.
9608 Loiret Blvd.
Lenexa, KS 66219
(913)599-5665

QUALITY CONTROL DATA

Project: FORT SMITH, AR
Pace Project No.: 60218425

LABORATORY CONTROL SAMPLE: 1755749

Parameter	Units	Spike Conc.	LCS Result	LCS % Rec	% Rec Limits	Qualifiers
1,1,1-Trichloroethane	ug/L	20	18.2	91	81-116	
1,1,2,2-Tetrachloroethane	ug/L	20	21.1	106	72-117	
1,1,2-Trichloroethane	ug/L	20	18.3	91	79-108	
1,1-Dichloroethane	ug/L	20	18.9	95	83-117	
1,1-Dichloroethene	ug/L	20	17.7	88	74-114	
1,2-Dichloroethane	ug/L	20	19.2	96	72-116	
1,2-Dichloropropane	ug/L	20	18.9	94	80-120	
2-Butanone (MEK)	ug/L	100	99.6	100	67-129	
2-Hexanone	ug/L	100	98.7	99	70-128	
4-Methyl-2-pentanone (MIBK)	ug/L	100	97.9	98	80-120	
Acetone	ug/L	100	104	104	56-142	
Benzene	ug/L	20	18.4	92	79-116	
Bromodichloromethane	ug/L	20	18.6	93	80-120	
Bromoform	ug/L	20	19.0	95	73-114	
Bromomethane	ug/L	20	21.6	108	49-153	
Carbon disulfide	ug/L	20	17.8	89	82-121	
Carbon tetrachloride	ug/L	20	17.5	87	80-116	
Chlorobenzene	ug/L	20	19.2	96	80-120	
Chloroethane	ug/L	20	17.6	88	67-124	
Chloroform	ug/L	20	18.5	93	79-120	
Chloromethane	ug/L	20	13.1	65	10-192	
cis-1,2-Dichloroethene	ug/L	20	18.7	94	80-120	
cis-1,3-Dichloropropene	ug/L	20	18.5	92	80-120	
Dibromochloromethane	ug/L	20	18.3	91	80-120	
Ethylbenzene	ug/L	20	19.1	96	80-120	
Methylene chloride	ug/L	20	19.2	96	80-120	
Styrene	ug/L	20	19.7	98	80-120	
Tetrachloroethene	ug/L	20	18.5	93	80-120	
Toluene	ug/L	20	19.1	96	80-120	
trans-1,2-Dichloroethene	ug/L	20	17.9	89	78-108	
trans-1,3-Dichloropropene	ug/L	20	19.7	98	85-120	
Trichloroethene	ug/L	20	18.0	90	76-114	
Vinyl chloride	ug/L	20	16.8	84	69-129	
Xylene (Total)	ug/L	60	56.9	95	80-120	
1,2-Dichloroethane-d4 (S)	%			103	81-127	
4-Bromofluorobenzene (S)	%			100	77-130	
Toluene-d8 (S)	%			102	80-120	

Results presented on this page are in the units indicated by the "Units" column except where an alternate unit is presented to the right of the result.

REPORT OF LABORATORY ANALYSIS

This report shall not be reproduced, except in full,
without the written consent of Pace Analytical Services, Inc..

Pace Analytical Services, Inc.
9608 Loiret Blvd.
Lenexa, KS 66219
(913)599-5665

QUALITY CONTROL DATA

Project: FORT SMITH, AR
Pace Project No.: 60218425

QC Batch: MSV/75721
QC Batch Method: EPA 5030B/8260
Analysis Method: EPA 5030B/8260
Analysis Description: 8260 MSV Water 10 mL Purge
Associated Lab Samples: 60218425004

METHOD BLANK: 1756181
Matrix: Water
Associated Lab Samples: 60218425004

Parameter	Units	Blank Result	Reporting Limit	MDL	Analyzed	Qualifiers
1,1,1-Trichloroethane	ug/L	ND	1.0	0.11	05/11/16 20:12	
1,1,2,2-Tetrachloroethane	ug/L	ND	1.0	0.15	05/11/16 20:12	
1,1,2-Trichloroethane	ug/L	ND	1.0	0.20	05/11/16 20:12	
1,1-Dichloroethane	ug/L	ND	1.0	0.050	05/11/16 20:12	
1,1-Dichloroethene	ug/L	ND	1.0	0.20	05/11/16 20:12	
1,2-Dichloroethane	ug/L	ND	1.0	0.12	05/11/16 20:12	
1,2-Dichloropropane	ug/L	ND	1.0	0.16	05/11/16 20:12	
2-Butanone (MEK)	ug/L	ND	10.0	0.59	05/11/16 20:12	
2-Hexanone	ug/L	ND	10.0	1.2	05/11/16 20:12	
4-Methyl-2-pentanone (MIBK)	ug/L	ND	10.0	0.42	05/11/16 20:12	
Acetone	ug/L	ND	10.0	1.9	05/11/16 20:12	
Benzene	ug/L	ND	1.0	0.060	05/11/16 20:12	
Bromodichloromethane	ug/L	ND	1.0	0.19	05/11/16 20:12	
Bromoform	ug/L	ND	1.0	0.070	05/11/16 20:12	
Bromomethane	ug/L	ND	5.0	0.16	05/11/16 20:12	
Carbon disulfide	ug/L	ND	5.0	0.12	05/11/16 20:12	
Carbon tetrachloride	ug/L	ND	1.0	0.18	05/11/16 20:12	
Chlorobenzene	ug/L	ND	1.0	0.21	05/11/16 20:12	
Chloroethane	ug/L	ND	1.0	0.15	05/11/16 20:12	
Chloroform	ug/L	ND	1.0	0.14	05/11/16 20:12	
Chloromethane	ug/L	ND	1.0	0.080	05/11/16 20:12	
cis-1,2-Dichloroethene	ug/L	ND	1.0	0.080	05/11/16 20:12	
cis-1,3-Dichloropropene	ug/L	ND	1.0	0.14	05/11/16 20:12	
Dibromochloromethane	ug/L	ND	1.0	0.21	05/11/16 20:12	
Ethylbenzene	ug/L	ND	1.0	0.18	05/11/16 20:12	
Methylene chloride	ug/L	ND	1.0	0.15	05/11/16 20:12	
Styrene	ug/L	ND	1.0	0.12	05/11/16 20:12	
Tetrachloroethene	ug/L	ND	1.0	0.10	05/11/16 20:12	
Toluene	ug/L	ND	1.0	0.17	05/11/16 20:12	
trans-1,2-Dichloroethene	ug/L	ND	1.0	0.20	05/11/16 20:12	
trans-1,3-Dichloropropene	ug/L	ND	1.0	0.12	05/11/16 20:12	
Trichloroethene	ug/L	ND	1.0	0.17	05/11/16 20:12	
Vinyl chloride	ug/L	ND	1.0	0.13	05/11/16 20:12	
Xylene (Total)	ug/L	ND	3.0	0.42	05/11/16 20:12	
1,2-Dichloroethane-d4 (S)	%	97	81-127		05/11/16 20:12	
4-Bromofluorobenzene (S)	%	98	77-130		05/11/16 20:12	
Toluene-d8 (S)	%	106	80-120		05/11/16 20:12	

Results presented on this page are in the units indicated by the "Units" column except where an alternate unit is presented to the right of the result.

REPORT OF LABORATORY ANALYSIS

This report shall not be reproduced, except in full,
without the written consent of Pace Analytical Services, Inc..

Pace Analytical Services, Inc.
9608 Loiret Blvd.
Lenexa, KS 66219
(913)599-5665

QUALITY CONTROL DATA

Project: FORT SMITH, AR
Pace Project No.: 60218425

LABORATORY CONTROL SAMPLE: 1756182

Parameter	Units	Spike Conc.	LCS Result	LCS % Rec	% Rec Limits	Qualifiers
1,1,1-Trichloroethane	ug/L	20	16.9	84	81-116	
1,1,2,2-Tetrachloroethane	ug/L	20	18.6	93	72-117	
1,1,2-Trichloroethane	ug/L	20	17.3	87	79-108	
1,1-Dichloroethane	ug/L	20	17.4	87	83-117	
1,1-Dichloroethene	ug/L	20	16.9	85	74-114	
1,2-Dichloroethane	ug/L	20	17.6	88	72-116	
1,2-Dichloropropane	ug/L	20	18.1	90	80-120	
2-Butanone (MEK)	ug/L	100	81.1	81	67-129	
2-Hexanone	ug/L	100	91.5	92	70-128	
4-Methyl-2-pentanone (MIBK)	ug/L	100	88.5	88	80-120	
Acetone	ug/L	100	92.4	92	56-142	
Benzene	ug/L	20	18.3	92	79-116	
Bromodichloromethane	ug/L	20	17.5	87	80-120	
Bromoform	ug/L	20	17.5	88	73-114	
Bromomethane	ug/L	20	18.1	90	49-153	
Carbon disulfide	ug/L	20	17.2	86	82-121	
Carbon tetrachloride	ug/L	20	16.8	84	80-116	
Chlorobenzene	ug/L	20	19.0	95	80-120	
Chloroethane	ug/L	20	17.4	87	67-124	
Chloroform	ug/L	20	16.7	83	79-120	
Chloromethane	ug/L	20	22.9	115	10-192	
cis-1,2-Dichloroethene	ug/L	20	16.1	80	80-120	
cis-1,3-Dichloropropene	ug/L	20	17.0	85	80-120	
Dibromochloromethane	ug/L	20	17.4	87	80-120	
Ethylbenzene	ug/L	20	19.5	97	80-120	
Methylene chloride	ug/L	20	18.1	90	80-120	
Styrene	ug/L	20	19.8	99	80-120	
Tetrachloroethene	ug/L	20	18.9	95	80-120	
Toluene	ug/L	20	18.9	94	80-120	
trans-1,2-Dichloroethene	ug/L	20	16.3	82	78-108	
trans-1,3-Dichloropropene	ug/L	20	18.8	94	85-120	
Trichloroethene	ug/L	20	18.4	92	76-114	
Vinyl chloride	ug/L	20	16.5	83	69-129	
Xylene (Total)	ug/L	60	57.5	96	80-120	
1,2-Dichloroethane-d4 (S)	%			93	81-127	
4-Bromofluorobenzene (S)	%			98	77-130	
Toluene-d8 (S)	%			101	80-120	

MATRIX SPIKE & MATRIX SPIKE DUPLICATE: 1756183 1756184

Parameter	Units	60218544005 Result	MS Spike Conc.	MSD Spike Conc.	MS Result	MSD Result	MS % Rec	MSD % Rec	% Rec Limits	RPD	Max RPD	Qual
1,1,1-Trichloroethane	ug/L	ND	20	20	18.5	19.7	92	99	70-135	7	12	
1,1,2,2-Tetrachloroethane	ug/L	ND	20	20	19.0	19.9	95	99	54-136	4	15	
1,1,2-Trichloroethane	ug/L	ND	20	20	16.9	17.9	85	89	70-113	5	15	

Results presented on this page are in the units indicated by the "Units" column except where an alternate unit is presented to the right of the result.

REPORT OF LABORATORY ANALYSIS

This report shall not be reproduced, except in full,
without the written consent of Pace Analytical Services, Inc..

Pace Analytical Services, Inc.
9608 Loiret Blvd.
Lenexa, KS 66219
(913)599-5665

QUALITY CONTROL DATA

Project: FORT SMITH, AR
Pace Project No.: 60218425

MATRIX SPIKE & MATRIX SPIKE DUPLICATE: 1756183 1756184

Parameter	Units	60218544005 Result	MS Spike Conc.	MSD Spike Conc.	MS Result	MSD Result	MS % Rec	MSD % Rec	% Rec Limits	RPD	Max RPD	Qual
1,1-Dichloroethane	ug/L	4.0	20	20	22.5	24.2	93	101	80-122	7	13	
1,1-Dichloroethene	ug/L	0.59J	20	20	18.6	18.5	90	90	73-118	1	14	
1,2-Dichloroethane	ug/L	ND	20	20	18.2	18.8	91	94	54-137	3	41	
1,2-Dichloropropane	ug/L	ND	20	20	18.2	18.5	91	93	77-116	2	12	
2-Butanone (MEK)	ug/L	ND	100	100	76.2	80.9	76	81	30-127	6	18	
2-Hexanone	ug/L	ND	100	100	81.6	85.0	82	85	44-124	4	18	
4-Methyl-2-pentanone (MIBK)	ug/L	ND	100	100	84.1	83.7	84	84	70-124	1	15	
Acetone	ug/L	ND	100	100	80.4	82.9	80	83	10-132	3	20	
Benzene	ug/L	ND	20	20	18.9	18.7	94	93	37-151	1	40	
Bromodichloromethane	ug/L	ND	20	20	17.1	18.5	85	93	76-118	8	11	
Bromoform	ug/L	ND	20	20	16.7	18.1	83	91	64-113	8	15	
Bromomethane	ug/L	ND	20	20	19.4	22.4	97	112	41-154	15	43	
Carbon disulfide	ug/L	ND	20	20	19.4	18.9	97	95	80-139	2	17	
Carbon tetrachloride	ug/L	ND	20	20	18.4	18.7	92	93	75-127	2	13	
Chlorobenzene	ug/L	ND	20	20	19.6	19.1	98	96	79-113	2	13	
Chloroethane	ug/L	ND	20	20	18.6	18.7	93	93	53-154	0	20	
Chloroform	ug/L	ND	20	20	17.5	18.7	87	93	74-115	7	12	
Chloromethane	ug/L	ND	20	20	25.1	14.3	125	71	33-169	55	72	
cis-1,2-Dichloroethene	ug/L	5.3	20	20	23.6	24.9	91	98	58-139	5	40	
cis-1,3-Dichloropropene	ug/L	ND	20	20	16.5	16.8	82	84	70-120	2	14	
Dibromochloromethane	ug/L	ND	20	20	17.8	18.7	89	93	77-114	5	13	
Ethylbenzene	ug/L	ND	20	20	19.2	19.1	96	96	29-151	1	45	
Methylene chloride	ug/L	ND	20	20	18.7	18.6	94	93	76-120	1	13	
Styrene	ug/L	ND	20	20	0.60J	0.53J	3	3	66-127		15	M1
Tetrachloroethene	ug/L	ND	20	20	18.9	19.6	95	98	77-118	4	14	
Toluene	ug/L	ND	20	20	19.8	19.7	99	99	37-147	0	43	
trans-1,2-Dichloroethene	ug/L	ND	20	20	17.7	18.9	88	94	69-125	6	16	
trans-1,3-Dichloropropene	ug/L	ND	20	20	17.4	18.3	87	92	71-118	5	13	
Trichloroethene	ug/L	4.4	20	20	21.5	21.6	86	86	71-116	0	14	
Vinyl chloride	ug/L	0.22J	20	20	19.2	18.8	95	93	65-142	2	22	
Xylene (Total)	ug/L	ND	60	60	58.0	58.0	97	97	27-156	0	46	
1,2-Dichloroethane-d4 (S)	%						97	106	81-127			
4-Bromofluorobenzene (S)	%						102	104	77-130			
Toluene-d8 (S)	%						100	103	80-120			
Preservation pH		1.0			1.0	1.0				0		

Results presented on this page are in the units indicated by the "Units" column except where an alternate unit is presented to the right of the result.

REPORT OF LABORATORY ANALYSIS

This report shall not be reproduced, except in full,
without the written consent of Pace Analytical Services, Inc..

Pace Analytical Services, Inc.
9608 Loiret Blvd.
Lenexa, KS 66219
(913)599-5665

QUALIFIERS

Project: FORT SMITH, AR
Pace Project No.: 60218425

DEFINITIONS

DF - Dilution Factor, if reported, represents the factor applied to the reported data due to dilution of the sample aliquot.

ND - Not Detected at or above adjusted reporting limit.

J - Estimated concentration above the adjusted method detection limit and below the adjusted reporting limit.

MDL - Adjusted Method Detection Limit.

PQL - Practical Quantitation Limit.

RL - Reporting Limit.

S - Surrogate

1,2-Diphenylhydrazine decomposes to and cannot be separated from Azobenzene using Method 8270. The result for each analyte is a combined concentration.

Consistent with EPA guidelines, unrounded data are displayed and have been used to calculate % recovery and RPD values.

LCS(D) - Laboratory Control Sample (Duplicate)

MS(D) - Matrix Spike (Duplicate)

DUP - Sample Duplicate

RPD - Relative Percent Difference

NC - Not Calculable.

SG - Silica Gel - Clean-Up

U - Indicates the compound was analyzed for, but not detected.

N-Nitrosodiphenylamine decomposes and cannot be separated from Diphenylamine using Method 8270. The result reported for each analyte is a combined concentration.

Pace Analytical is TNI accredited. Contact your Pace PM for the current list of accredited analytes.

TNI - The NELAC Institute.

LABORATORIES

PASI-K Pace Analytical Services - Kansas City

BATCH QUALIFIERS

Batch: MSV/75701

[M5] A matrix spike/matrix spike duplicate was not performed for this batch due to insufficient sample volume.

ANALYTE QUALIFIERS

M1 Matrix spike recovery exceeded QC limits. Batch accepted based on laboratory control sample (LCS) recovery.

This report shall not be reproduced, except in full,
without the written consent of Pace Analytical Services, Inc..

Pace Analytical Services, Inc.
9608 Loiret Blvd.
Lenexa, KS 66219
(913)599-5665

QUALITY CONTROL DATA CROSS REFERENCE TABLE

Project: FORT SMITH, AR
Pace Project No.: 60218425

Lab ID	Sample ID	QC Batch Method	QC Batch	Analytical Method	Analytical Batch
60218425001	**VP-06-201605**	EPA 5030B/8260	MSV/75701		
60218425002	**MW-174-201605**	EPA 5030B/8260	MSV/75701		
60218425003	**MW-173-201605**	EPA 5030B/8260	MSV/75701		
60218425004	**VP-05-201605**	EPA 5030B/8260	MSV/75721		

This report shall not be reproduced, except in full,
without the written consent of Pace Analytical Services, Inc..

Pace Analytical
www.pacelabs.com

Sample Condition Upon Receipt

WO# : 60218425

60218425

Client Name: Environ

Optional
Proj Due Date:
Proj Name:

Courier: FedEx ☐ UPS ☐ VIA ☑ Clay ☐ PEX ☐ ECI ☐ Pace ☐ Other ☐ Client ☐

Tracking #: _____ Pace Shipping Label Used? Yes ☐ No ☐

Custody Seal on Cooler/Box Present: Yes ☑ No ☐ Seals intact: Yes ☑ No ☐

Packing Material: Bubble Wrap ☐ Bubble Bags ☐ Foam ☑ None ☐ Other ☐

Thermometer Used: CF +1.0 T-239 / CF -0.0 T-262 **Type of Ice:** (Wet) Blue None (circle one) ☐ Samples received on ice, cooling process has begun.

Cooler Temperature: 2.9

Date and initials of person examining contents: 5/5/16

Temperature should be above freezing to 6°C

Chain of Custody present:	☑Yes ☐No ☐N/A	1.
Chain of Custody filled out:	☑Yes ☐No ☐N/A	2.
Chain of Custody relinquished:	☑Yes ☐No ☐N/A	3.
Sampler name & signature on COC:	☑Yes ☐No ☐N/A	4.
Samples arrived within holding time:	☑Yes ☐No ☐N/A	5.
Short Hold Time analyses (<72hr):	☐Yes ☑No ☐N/A	6.
Rush Turn Around Time requested:	☐Yes ☑No ☐N/A	7.
Sufficient volume:	☑Yes ☐No ☐N/A	8.
Correct containers used:	☑Yes ☐No ☐N/A	
Pace containers used:	☑Yes ☐No ☐N/A	9.
Containers intact:	☑Yes ☐No ☐N/A	10.
Unpreserved 5035A soils frozen w/in 48hrs?	☐Yes ☐No ☑N/A	11.
Filtered volume received for dissolved tests?	☐Yes ☑No ☐N/A	12.
Sample labels match COC:	☑Yes ☐No ☐N/A	
Includes date/time/ID/analyses Matrix: WT		13.
All containers needing preservation have been checked.	☐Yes ☐No ☑N/A	
All containers needing preservation are found to be in compliance with EPA recommendation.	☐Yes ☐No ☑N/A	14.
Exceptions: VOA, Coliform, O&G, WI-DRO (water)	☑Yes ☐No	Initial when completed / Lot # of added preservative
Trip Blank present:	☐Yes ☑No ☐N/A	
Pace Trip Blank lot # (if purchased): _____		15.
Headspace in VOA vials (>6mm):	☐Yes ☑No ☐N/A	16.
Project sampled in USDA Regulated Area:	☐Yes ☐No ☑N/A	17. List State:
Additional labels attached to 5035A vials in the field?	☐Yes ☐No ☑N/A	18.

Client Notification/ Resolution: Copy COC to Client? Y / N Field Data Required? Y / N

Person Contacted: _____ Date/Time: _____

Comments/ Resolution: _____

Project Manager Review: Colleen Clayton Date: 05/05/2016

Pace Analytical
www.pacelabs.com

CHAIN-OF-CUSTODY / Analytical Request Document

The Chain-of-Custody is a LEGAL DOCUMENT. All relevant fields must be completed accurately.

Page: 1 of 1

Section A Required Client Information:		Section B Required Project Information:		Section C Invoice Information:	
Company:	Environ	Report To:	Wendy Stonestreet	Attention:	Tammy Gleason
Address:	7500 College Blvd., Ste. 925	Copy To:	Tammy Gleason	Company Name:	Environ
	Overland Park, KS 66210			Address:	250 Monroe Ave. NW Grand Rapids
Email To:	wstonestreet@environcorp.com	Purchase Order No.:	NA	Pace Quote Reference:	Michigan, 49503
Phone: 913-553-5926	Fax:	Project Name:	Fort Smith, AR	Pace Project Manager:	Colleen Clyne
Requested Due Date/TAT:		Project Number:		Pace Profile #:	7444, line 1

REGULATORY AGENCY

☐ NPDES ☐ GROUND WATER ☐ DRINKING WATER
☐ UST ☐ RCRA ☑ OTHER ADEQ

Site Location STATE: AR

Section D Required Client Information

Valid Matrix Codes

MATRIX	CODE
DRINKING WATER	DW
WATER	WT
WASTE WATER	WW
PRODUCT	P
SOIL/SOLID	SL
OIL	OL
WIPE	WP
AIR	AR
OTHER	OT
TISSUE	TS

SAMPLE ID (A-Z, 0-9 / ,-) Sample IDs MUST BE UNIQUE

Requested Analysis Filtered (Y/N)

ITEM #	SAMPLE ID	MATRIX CODE (see valid codes to left)	SAMPLE TYPE (G=GRAB C=COMP)	COLLECTED COMPOSITE START DATE	COLLECTED COMPOSITE START TIME	COLLECTED COMPOSITE END/GRAB DATE	COLLECTED COMPOSITE END/GRAB TIME	SAMPLE TEMP AT COLLECTION	# OF CONTAINERS	Unpreserved	H_2SO_4	HNO_3	HCl	NaOH	$Na_2S_2O_3$	Methanol	Other	Analysis Test (Y/N)	8260 VOCs	Alkalinity	TOC	Chloride, Sulfate	8015 Chloroethanol (Pace Dallas)	6010-Iron/Mn	Ferric Iron calc. (send field Ferrous)	Ammonia	Nitrate+Nitrite	Total Phosphate (Pace Dallas)	Sulfide	CO2 Calc (Alkalinity + field pH)	Residual Chlorine (Y/N)	Pace Project No./ Lab I.D.
1	VP-6-20160S	WT	G			5/4/16	1528		3				X						X													60218425
2	MW-174-20160S	WT	G			5/4/16	1430		3				X						X													001
3	MW-173-20160S	WT	G			5/4/16	1520		3				X						X													002
4	VP-05-20160S	WT	G			5/4/16	1535		3				X						X													003
5																																004
6																																
7																																
8																																
9																																
10																																
11																																
12																																

VS

ADDITIONAL COMMENTS	RELINQUISHED BY / AFFILIATION	DATE	TIME	ACCEPTED BY / AFFILIATION	DATE	TIME	SAMPLE CONDITIONS			
	Victoria Siegten / Ramboll Environ	5/4/16	1830	[signature] / PASI	5/5/16	0506	2.9	Y	Y	Y
							Temp in °C	Received on Ice (Y/N)	Custody Sealed Cooler (Y/N)	Samples Intact (Y/N)

SAMPLER NAME AND SIGNATURE

PRINT Name of SAMPLER: Victoria Siegten

SIGNATURE of SAMPLER: Victoria Sieg[illegible] DATE Signed (MM/DD/YY): 5/4/16

*Important Note: By signing this form you are accepting Pace's NET 30 day payment terms and agreeing to late charges of 1.5% per month for any invoices not paid within 30 days.

F-ALL-Q-020rev.07, 15-Feb-2007

Pace Analytical Services, Inc.
9608 Loiret Blvd.
Lenexa, KS 66219
(913)599-5665

May 16, 2016

Wendy Stonestreet
Ramboll Environ
7500 College Blvd Ste 925
Overland Park, KS 66210

RE: Project: Fort Smith, AR Pace Energy Lab
Pace Project No.: 60218428

Dear Wendy Stonestreet:
Enclosed are the analytical results for sample(s) received by the laboratory on May 04, 2016. The results relate only to the samples included in this report. Results reported herein conform to the most current TNI standards and the laboratory's Quality Assurance Manual, where applicable, unless otherwise noted in the body of the report.

Some analyses have been subcontracted outside of the Pace Network. The subcontracted laboratory report has been attached.

If you have any questions concerning this report, please feel free to contact me.

Sincerely,

Colleen Clyne
colleen.clyne@pacelabs.com
Project Manager

Enclosures

cc: Tamara Gleason, Ramboll Environ

This report shall not be reproduced, except in full,
without the written consent of Pace Analytical Services, Inc..

Pace Analytical Services, Inc.
9608 Loiret Blvd.
Lenexa, KS 66219
(913)599-5665

SAMPLE SUMMARY

Project: Fort Smith, AR Pace Energy Lab
Pace Project No.: 60218428

Lab ID	Sample ID	Matrix	Date Collected	Date Received
60218428001	**MW-50R-201605**	Water	05/02/16 14:00	05/04/16 11:45
60218428002	**MW-60R-201605**	Water	05/02/16 17:00	05/04/16 11:45
60218428003	**MW-193-201605**	Water	05/02/16 12:55	05/04/16 11:45
60218428004	**MW-67R-201605**	Water	05/02/16 14:58	05/04/16 11:45
60218428005	**MW-68-201605**	Water	05/02/16 13:55	05/04/16 11:45
60218428006	**MW-55R-201605**	Water	05/02/16 14:29	05/04/16 11:45
60218428007	**MW-66-201605**	Water	05/02/16 13:15	05/04/16 11:45
60218428008	**MW-63R-201605**	Water	05/02/16 17:45	05/04/16 11:45
60218428009	**MW-39R-201605**	Water	05/02/16 13:20	05/04/16 11:45
60218428010	**MW-40R-201605**	Water	05/02/16 15:35	05/04/16 11:45
60218428011	**MW-26-201605**	Water	05/02/16 14:00	05/04/16 11:45
60218428012	**ITMW-20-201605**	Water	05/02/16 17:00	05/04/16 11:45

This report shall not be reproduced, except in full,
without the written consent of Pace Analytical Services, Inc..

Pace Analytical Services, Inc.
9608 Loiret Blvd.
Lenexa, KS 66219
(913)599-5665

PROJECT NARRATIVE

Project:
Pace Project No.:

Method:
Description:
Client:
Date:

This data package has been reviewed for quality and completeness and is approved for release.

This report shall not be reproduced, except in full,
without the written consent of Pace Analytical Services, Inc..

Pace Analytical
www.pacelabs.com

18967

CHAIN-OF-CUSTODY / Analytical Request Document

The Chain-of-Custody is a LEGAL DOCUMENT. All relevant fields must be completed accurately.

Page: 1 of 1

Section A Required Client Information:		Section B Required Project Information:		Section C Invoice Information:	
Company:	Environ	Report To:	Wendy Stonestreet	Attention:	Tammy Gleason
Address:	7500 College Blvd., Ste. 925	Copy To:	Tammy Gleason	Company Name:	Ramboll Environ
	Overland Park, KS 66210			Address:	250 Monroe Ave, NW
Email To:	wstonestreet@environcorp.com	Purchase Order No.:	NA	Pace Quote Reference:	Grand Rapids, MI 49503
Phone:	913-553-5926 Fax:	Project Name:	Fort Smith, AR	Pace Project Manager:	Colleen Clyne
Requested Due Date/TAT:		Project Number:		Pace Profile #:	7444, line 1

REGULATORY AGENCY: ☐ NPDES ☐ GROUND WATER ☐ DRINKING WATER ☐ UST ☐ RCRA ☐ OTHER

Site Location STATE: AR

Section D Required Client Information

SAMPLE ID (A-Z, 0-9 / ,-) Sample IDs MUST BE UNIQUE

Valid Matrix Codes: DRINKING WATER DW; WATER WT; WASTE WATER WW; PRODUCT P; SOIL/SOLID SL; OIL OL; WIPE WP; AIR AR; OTHER OT; TISSUE TS

ITEM #	SAMPLE ID	MATRIX CODE (see valid codes to left)	SAMPLE TYPE (G=GRAB C=COMP)	COLLECTED COMPOSITE START DATE	COLLECTED COMPOSITE START TIME	COLLECTED COMPOSITE END/GRAB DATE	COLLECTED COMPOSITE END/GRAB TIME	SAMPLE TEMP AT COLLECTION	# OF CONTAINERS	Preservatives: Unpreserved	H_2SO_4	HNO_3	HCl	NaOH	$Na_2S_2O_3$	Methanol	Other TSP	Y/N	Analysis Test: AM20 GAX Hydrogen	AM 21 GAX Volatile Fatty Acids	AM 20 GAX Methane,Ehlane,Ethene	AM 20 GAX Acetylene	Residual Chlorine (Y/N)	Pace Project No./ Lab I.D.
1	MW-50R-201605	WT	G	5/2/16	1460				5	X							X				X	X	X		
2	MW-60R-201605	WT	G	5/2/16	1700				5	X							X				X	X	X		
3	MW-193-201605	WT	G	5/2/16	1255				5	X							X				X	X	X		
4	MW-67R-201605	WT	G	5/2/16	1458				5	X							X				X	X	X		
5	MW-68-201605	WT	G	5/2/16	1355				5	X							X				X	X	X		
6	MW-55R-201605	WT	G	5/2/16	1029				5	X							X				X	X	X		
7	MW-66-201605	WT	G	5/2/16	1315				5	X							X				X	X	X		
8	MW-63R-201605	WT	G	5/2/16	1745				5	X							X				X	X	X		
9	MW-39R-201605	WT	G	5/2/16	1320				5	X							X				X	X	X		
10	MW-40R-201605	WT	G	5/2/16	1535				5	X							X				X	X	X		
11	MW-26-201605	WT	G	5/2/16	1400				5	X							X				X	X	X		
12	ITMW-20-201605	WT	G	5/2/16	1760				5	X							X				X	X	X		

ADDITIONAL COMMENTS	RELINQUISHED BY / AFFILIATION	DATE	TIME	ACCEPTED BY / AFFILIATION	DATE	TIME	SAMPLE CONDITIONS
Level IV data package required	Victoria Siegler /	1830	[illegible]	[illegible] PACE	5.4.16	1145	3 4 4 4
	Ramboll Environ	05	5/3/16				

SAMPLER NAME AND SIGNATURE

PRINT Name of SAMPLER: Victoria Siegler

SIGNATURE of SAMPLER: Victoria Siegler DATE Signed (MM/DD/YY): 5/3/16

Temp in °C | Received on Ice (Y/N) | Custody Sealed Cooler (Y/N) | Samples Intact (Y/N)

*Important Note: By signing this form you are accepting Pace's NET 30 day payment terms and agreeing to late charges of 1.5% per month for any invoices not paid within 30 days.

Pace Analytical Energy Services LLC
220 William Pitt Way
Pittsburgh, PA 15238
Phone: (412) 826-5245
Fax: (412) 826-3433

May 13, 2016

Colleen Clyne
Pace Analytical Services
9608 Loiret Blvd
Lenexa, KS 66219

RE: **FORT SMITH, AR / 60218428**
Pace Workorder: *18967*

Dear Colleen Clyne:

Enclosed are the analytical results for sample(s) received by the laboratory on Wednesday, May 04, 2016. Results reported herein conform to the most current NELAC standards, where applicable, unless otherwise narrated in the body of the report.

If you have any questions concerning this report, please feel free to contact me.

Sincerely,

Ruth Welsh 05/13/2016
Ruth.Welsh@pacelabs.com

Customer Service Representative

Enclosures

As a valued client we would appreciate your comments on our service.
Please email info@microseeps.com.

Total Number of Pages ____

CERTIFICATE OF ANALYSIS

This report shall not be reproduced, except in full,
without the written consent of Pace Analytical Energy Services LLC.

Pace Analytical Energy Services LLC
220 William Pitt Way
Pittsburgh, PA 15238
Phone: (412) 826-5245
Fax: (412) 826-3433

LABORATORY ACCREDITATIONS & CERTIFICATIONS

Accreditor:	Pennsylvania Department of Environmental Protection, Bureau of Laboratories
Accreditation ID:	02-00538
Scope:	NELAP Non-Potable Water and Solid & Hazardous Waste
Accreditor:	South Carolina Department of Health and Environmental Control, Office of Environmental Laboratory Certification
Accreditation ID:	89009003
Scope:	Clean Water Act (CWA); Resource Conservation and Recovery Act (RCRA)
Accreditor:	NELAP: New Jersey, Department of Environmental Protection
Accreditation ID:	PA026
Scope:	Non-Potable Water; Solid and Chemical Materials
Accreditor:	NELAP: New York, Department of Health Wadsworth Center
Accreditation ID:	11815
Scope:	Non-Potable Water; Solid and Hazardous Waste
Accreditor:	State of Connecticut, Department of Public Health, Division of Environmental Health
Accreditation ID:	PH-0263
Scope:	Clean Water Act (CWA) Resource Conservation and Recovery Act (RCRA)
Accreditor:	NELAP: Texas, Commission on Environmental Quality
Accreditation ID:	T104704453-09-TX
Scope:	Non-Potable Water
Accreditor:	State of New Hampshire
Accreditation ID:	299409
Scope:	Non-potable water
Accreditor:	State of Georgia
Accreditation ID:	Chapter 391-3-26
Scope:	As per the Georgia EPD Rules and Regulations for Commercial Laboratories, PAES is accredited by the Pennsylvania Department of Environmental Protection Bureau of Laboratories under the National Environmental Laboratory Approval Program (NELAC).

CERTIFICATE OF ANALYSIS
This report shall not be reproduced, except in full,
without the written consent of Pace Analytical Energy Services LLC.

Pace Analytical Energy Services LLC
220 William Pitt Way
Pittsburgh, PA 15238
Phone: (412) 826-5245
Fax: (412) 826-3433

SAMPLE SUMMARY

Workorder: 18967 FORT SMITH, AR / 60218428

Lab ID	Sample ID	Matrix	Date Collected	Date Received
189670001	MW-50R-201605	Water	5/2/2016 14:00	5/4/2016 11:45
189670002	MW-60R-201605	Water	5/2/2016 17:00	5/4/2016 11:45
189670003	MW-193-201605	Water	5/2/2016 12:55	5/4/2016 11:45
189670004	MW-67R-201605	Water	5/2/2016 14:58	5/4/2016 11:45
189670005	MW-68-201605	Water	5/2/2016 13:55	5/4/2016 11:45
189670006	MW-55R-201605	Water	5/2/2016 16:29	5/4/2016 11:45
189670007	MW-66-201605	Water	5/2/2016 13:15	5/4/2016 11:45
189670008	MW-63R-201605	Water	5/2/2016 17:45	5/4/2016 11:45
189670009	MW-39R-201605	Water	5/2/2016 13:20	5/4/2016 11:45
189670010	MW-40R-201605	Water	5/2/2016 15:35	5/4/2016 11:45
189670011	MW-26-201605	Water	5/2/2016 14:00	5/4/2016 11:45
189670012	ITMW-20-201605	Water	5/2/2016 17:00	5/4/2016 11:45

CERTIFICATE OF ANALYSIS

This report shall not be reproduced, except in full,
without the written consent of Pace Analytical Energy Services LLC.

Pace Analytical Energy Services LLC
220 William Pitt Way
Pittsburgh, PA 15238
Phone: (412) 826-5245
Fax: (412) 826-3433

ANALYTICAL RESULTS

Workorder: 18967 FORT SMITH, AR / 60218428

Lab ID: **189670001** Date Received: 5/4/2016 11:45 Matrix: Water

Sample ID: **MW-50R-201605** Date Collected: 5/2/2016 14:00

Parameters	Results	Units	PQL	MDL	DF	Analyzed	By	Qualifiers
EDonors - MICR								
Analysis Desc: AM21G		Analytical Method: AM21G						
Acetic Acid	**<5.0**	mg/l	5.0	0.33	1	5/6/2016 16:08	BW	n
Propionic Acid	**<5.0**	mg/l	5.0	0.052	1	5/6/2016 16:08	BW	n
Pyruvic Acid	**<5.0**	mg/l	5.0	0.14	1	5/6/2016 16:08	BW	n
Butyric Acid	**<5.0**	mg/l	5.0	0.055	1	5/6/2016 16:08	BW	n
Lactic Acid	**<10**	mg/l	10	0.98	1	5/6/2016 16:08	BW	n
RISK - MICR								
Analysis Desc: AM20GAX		Analytical Method: AM20GAX						
Methane	**700**	ug/l	0.50	0.033	1	5/12/2016 08:17	GT	n
Ethane	**0.31**	ug/l	0.10	0.0040	1	5/12/2016 08:17	GT	n
Ethene	**<0.10**	ug/l	0.10	0.0050	1	5/12/2016 08:17	GT	n
Acetylene	**<0.50**	ug/l	0.50	0.029	1	5/12/2016 08:17	GT	n

CERTIFICATE OF ANALYSIS

This report shall not be reproduced, except in full,
without the written consent of Pace Analytical Energy Services LLC.

Pace Analytical Energy Services LLC
220 William Pitt Way
Pittsburgh, PA 15238
Phone: (412) 826-5245
Fax: (412) 826-3433

ANALYTICAL RESULTS

Workorder: 18967 FORT SMITH, AR / 60218428

Lab ID: **189670002** Date Received: 5/4/2016 11:45 Matrix: Water

Sample ID: **MW-60R-201605** Date Collected: 5/2/2016 17:00

Parameters	Results	Units	PQL	MDL	DF	Analyzed	By	Qualifiers
EDonors - MICR								
Analysis Desc: AM21G		Analytical Method: AM21G						
Acetic Acid	**<5.0**	mg/l	5.0	0.33	1	5/6/2016 17:35	BW	n
Propionic Acid	**<5.0**	mg/l	5.0	0.052	1	5/6/2016 17:35	BW	n
Pyruvic Acid	**<5.0**	mg/l	5.0	0.14	1	5/6/2016 17:35	BW	n
Butyric Acid	**<5.0**	mg/l	5.0	0.055	1	5/6/2016 17:35	BW	n
Lactic Acid	**<10**	mg/l	10	0.98	1	5/6/2016 17:35	BW	n
RISK - MICR								
Analysis Desc: AM20GAX		Analytical Method: AM20GAX						
Methane	**12**	ug/l	0.50	0.033	1	5/12/2016 08:30	GT	n
Ethane	**0.17**	ug/l	0.10	0.0040	1	5/12/2016 08:30	GT	n
Ethene	**0.14**	ug/l	0.10	0.0050	1	5/12/2016 08:30	GT	n
Acetylene	**<0.50**	ug/l	0.50	0.029	1	5/12/2016 08:30	GT	n

CERTIFICATE OF ANALYSIS

This report shall not be reproduced, except in full,
without the written consent of Pace Analytical Energy Services LLC.

Pace Analytical Energy Services LLC
220 William Pitt Way
Pittsburgh, PA 15238
Phone: (412) 826-5245
Fax: (412) 826-3433

ANALYTICAL RESULTS

Workorder: 18967 FORT SMITH, AR / 60218428

Lab ID: **189670003** Date Received: 5/4/2016 11:45 Matrix: Water

Sample ID: **MW-193-201605** Date Collected: 5/2/2016 12:55

Parameters	Results	Units	PQL	MDL	DF	Analyzed	By	Qualifiers
EDonors - MICR								
Analysis Desc: AM21G		Analytical Method: AM21G						
Acetic Acid	**<5.0**	mg/l	5.0	0.33	1	5/6/2016 17:56	BW	n
Propionic Acid	**<5.0**	mg/l	5.0	0.052	1	5/6/2016 17:56	BW	n
Pyruvic Acid	**<5.0**	mg/l	5.0	0.14	1	5/6/2016 17:56	BW	n
Butyric Acid	**<5.0**	mg/l	5.0	0.055	1	5/6/2016 17:56	BW	n
Lactic Acid	**<10**	mg/l	10	0.98	1	5/6/2016 17:56	BW	n
RISK - MICR								
Analysis Desc: AM20GAX		Analytical Method: AM20GAX						
Methane	**0.52**	ug/l	0.50	0.033	1	5/12/2016 08:50	GT	n
Ethane	**<0.10**	ug/l	0.10	0.0040	1	5/12/2016 08:50	GT	n
Ethene	**<0.10**	ug/l	0.10	0.0050	1	5/12/2016 08:50	GT	n
Acetylene	**<0.50**	ug/l	0.50	0.029	1	5/12/2016 08:50	GT	n

CERTIFICATE OF ANALYSIS

This report shall not be reproduced, except in full,
without the written consent of Pace Analytical Energy Services LLC.

Pace Analytical Energy Services LLC
220 William Pitt Way
Pittsburgh, PA 15238
Phone: (412) 826-5245
Fax: (412) 826-3433

ANALYTICAL RESULTS

Workorder: 18967 FORT SMITH, AR / 60218428

Lab ID: **189670004** Date Received: 5/4/2016 11:45 Matrix: Water

Sample ID: **MW-67R-201605** Date Collected: 5/2/2016 14:58

Parameters	Results	Units	PQL	MDL	DF	Analyzed	By	Qualifiers
EDonors - MICR								
Analysis Desc: AM21G		Analytical Method: AM21G						
Acetic Acid	**<5.0**	mg/l	5.0	0.33	1	5/6/2016 18:18	BW	n
Propionic Acid	**<5.0**	mg/l	5.0	0.052	1	5/6/2016 18:18	BW	n
Pyruvic Acid	**<5.0**	mg/l	5.0	0.14	1	5/6/2016 18:18	BW	n
Butyric Acid	**<5.0**	mg/l	5.0	0.055	1	5/6/2016 18:18	BW	n
Lactic Acid	**<10**	mg/l	10	0.98	1	5/6/2016 18:18	BW	n
RISK - MICR								
Analysis Desc: AM20GAX		Analytical Method: AM20GAX						
Methane	**200**	ug/l	0.50	0.033	1	5/12/2016 09:02	GT	n
Ethane	**<0.10**	ug/l	0.10	0.0040	1	5/12/2016 09:02	GT	n
Ethene	**<0.10**	ug/l	0.10	0.0050	1	5/12/2016 09:02	GT	n
Acetylene	**<0.50**	ug/l	0.50	0.029	1	5/12/2016 09:02	GT	n

CERTIFICATE OF ANALYSIS

This report shall not be reproduced, except in full,
without the written consent of Pace Analytical Energy Services LLC.

Pace Analytical Energy Services LLC
220 William Pitt Way
Pittsburgh, PA 15238
Phone: (412) 826-5245
Fax: (412) 826-3433

ANALYTICAL RESULTS

Workorder: 18967 FORT SMITH, AR / 60218428

Lab ID: **189670005** Date Received: 5/4/2016 11:45 Matrix: Water

Sample ID: **MW-68-201605** Date Collected: 5/2/2016 13:55

Parameters	Results	Units	PQL	MDL	DF	Analyzed	By	Qualifiers
EDonors - MICR								
Analysis Desc: AM21G			Analytical Method: AM21G					
Acetic Acid	**<5.0**	mg/l	5.0	0.33	1	5/6/2016 18:40	BW	n
Propionic Acid	**<5.0**	mg/l	5.0	0.052	1	5/6/2016 18:40	BW	n
Pyruvic Acid	**<5.0**	mg/l	5.0	0.14	1	5/6/2016 18:40	BW	n
Butyric Acid	**<5.0**	mg/l	5.0	0.055	1	5/6/2016 18:40	BW	n
Lactic Acid	**<10**	mg/l	10	0.98	1	5/6/2016 18:40	BW	n
RISK - MICR								
Analysis Desc: AM20GAX			Analytical Method: AM20GAX					
Methane	**29**	ug/l	0.50	0.033	1	5/12/2016 09:15	GT	n
Ethane	**<0.10**	ug/l	0.10	0.0040	1	5/12/2016 09:15	GT	n
Ethene	**<0.10**	ug/l	0.10	0.0050	1	5/12/2016 09:15	GT	n
Acetylene	**<0.50**	ug/l	0.50	0.029	1	5/12/2016 09:15	GT	n

CERTIFICATE OF ANALYSIS

This report shall not be reproduced, except in full,
without the written consent of Pace Analytical Energy Services LLC.

Pace Analytical Energy Services LLC
220 William Pitt Way
Pittsburgh, PA 15238
Phone: (412) 826-5245
Fax: (412) 826-3433

ANALYTICAL RESULTS

Workorder: 18967 FORT SMITH, AR / 60218428

Lab ID: **189670006** Date Received: 5/4/2016 11:45 Matrix: Water

Sample ID: **MW-55R-201605** Date Collected: 5/2/2016 16:29

Parameters	Results	Units	PQL	MDL	DF	Analyzed	By	Qualifiers
EDonors - MICR								
Analysis Desc: AM21G		Analytical Method: AM21G						
Acetic Acid	**<5.0**	mg/l	5.0	0.33	1	5/6/2016 19:02	BW	n
Propionic Acid	**<5.0**	mg/l	5.0	0.052	1	5/6/2016 19:02	BW	n
Pyruvic Acid	**<5.0**	mg/l	5.0	0.14	1	5/6/2016 19:02	BW	n
Butyric Acid	**<5.0**	mg/l	5.0	0.055	1	5/6/2016 19:02	BW	n
Lactic Acid	**<10**	mg/l	10	0.98	1	5/6/2016 19:02	BW	n
RISK - MICR								
Analysis Desc: AM20GAX		Analytical Method: AM20GAX						
Methane	**9.1**	ug/l	0.50	0.033	1	5/12/2016 09:27	GT	n
Ethane	**<0.10**	ug/l	0.10	0.0040	1	5/12/2016 09:27	GT	n
Ethene	**0.33**	ug/l	0.10	0.0050	1	5/12/2016 09:27	GT	n
Acetylene	**<0.50**	ug/l	0.50	0.029	1	5/12/2016 09:27	GT	n

CERTIFICATE OF ANALYSIS

This report shall not be reproduced, except in full,
without the written consent of Pace Analytical Energy Services LLC.

Pace Analytical Energy Services LLC
220 William Pitt Way
Pittsburgh, PA 15238
Phone: (412) 826-5245
Fax: (412) 826-3433

ANALYTICAL RESULTS

Workorder: 18967 FORT SMITH, AR / 60218428

Lab ID: **189670007** Date Received: 5/4/2016 11:45 Matrix: Water

Sample ID: **MW-66-201605** Date Collected: 5/2/2016 13:15

Parameters	Results	Units	PQL	MDL	DF	Analyzed	By	Qualifiers
EDonors - MICR								
Analysis Desc: AM21G		Analytical Method: AM21G						
Acetic Acid	**<5.0**	mg/l	5.0	0.33	1	5/6/2016 19:23	BW	n
Propionic Acid	**<5.0**	mg/l	5.0	0.052	1	5/6/2016 19:23	BW	n
Pyruvic Acid	**<5.0**	mg/l	5.0	0.14	1	5/6/2016 19:23	BW	n
Butyric Acid	**<5.0**	mg/l	5.0	0.055	1	5/6/2016 19:23	BW	n
Lactic Acid	**<10**	mg/l	10	0.98	1	5/6/2016 19:23	BW	n
RISK - MICR								
Analysis Desc: AM20GAX		Analytical Method: AM20GAX						
Methane	**<0.50**	ug/l	0.50	0.033	1	5/12/2016 09:40	GT	n
Ethane	**<0.10**	ug/l	0.10	0.0040	1	5/12/2016 09:40	GT	n
Ethene	**<0.10**	ug/l	0.10	0.0050	1	5/12/2016 09:40	GT	n
Acetylene	**<0.50**	ug/l	0.50	0.029	1	5/12/2016 09:40	GT	n

CERTIFICATE OF ANALYSIS

This report shall not be reproduced, except in full,
without the written consent of Pace Analytical Energy Services LLC.

Pace Analytical Energy Services LLC
220 William Pitt Way
Pittsburgh, PA 15238
Phone: (412) 826-5245
Fax: (412) 826-3433

ANALYTICAL RESULTS

Workorder: 18967 FORT SMITH, AR / 60218428

Lab ID: **189670008** Date Received: 5/4/2016 11:45 Matrix: Water

Sample ID: **MW-63R-201605** Date Collected: 5/2/2016 17:45

Parameters	Results	Units	PQL	MDL	DF	Analyzed	By	Qualifiers
EDonors - MICR								
Analysis Desc: AM21G		Analytical Method: AM21G						
Acetic Acid	**<5.0**	mg/l	5.0	0.33	1	5/6/2016 19:45	BW	n
Propionic Acid	**<5.0**	mg/l	5.0	0.052	1	5/6/2016 19:45	BW	n
Pyruvic Acid	**<5.0**	mg/l	5.0	0.14	1	5/6/2016 19:45	BW	n
Butyric Acid	**<5.0**	mg/l	5.0	0.055	1	5/6/2016 19:45	BW	n
Lactic Acid	**<10**	mg/l	10	0.98	1	5/6/2016 19:45	BW	n
RISK - MICR								
Analysis Desc: AM20GAX		Analytical Method: AM20GAX						
Methane	**0.85**	ug/l	0.50	0.033	1	5/12/2016 09:52	GT	n
Ethane	**<0.10**	ug/l	0.10	0.0040	1	5/12/2016 09:52	GT	n
Ethene	**<0.10**	ug/l	0.10	0.0050	1	5/12/2016 09:52	GT	n
Acetylene	**<0.50**	ug/l	0.50	0.029	1	5/12/2016 09:52	GT	n

CERTIFICATE OF ANALYSIS

This report shall not be reproduced, except in full,
without the written consent of Pace Analytical Energy Services LLC.

Pace Analytical Energy Services LLC
220 William Pitt Way
Pittsburgh, PA 15238
Phone: (412) 826-5245
Fax: (412) 826-3433

ANALYTICAL RESULTS

Workorder: 18967 FORT SMITH, AR / 60218428

Lab ID: **189670009** Date Received: 5/4/2016 11:45 Matrix: Water

Sample ID: **MW-39R-201605** Date Collected: 5/2/2016 13:20

Parameters	Results	Units	PQL	MDL	DF	Analyzed	By	Qualifiers
EDonors - MICR								
Analysis Desc: AM21G		Analytical Method: AM21G						
Acetic Acid	**<5.0**	mg/l	5.0	0.33	1	5/6/2016 20:07	BW	n
Propionic Acid	**<5.0**	mg/l	5.0	0.052	1	5/6/2016 20:07	BW	n
Pyruvic Acid	**<5.0**	mg/l	5.0	0.14	1	5/6/2016 20:07	BW	n
Butyric Acid	**<5.0**	mg/l	5.0	0.055	1	5/6/2016 20:07	BW	n
Lactic Acid	**<10**	mg/l	10	0.98	1	5/6/2016 20:07	BW	n
RISK - MICR								
Analysis Desc: AM20GAX		Analytical Method: AM20GAX						
Methane	**80**	ug/l	0.50	0.033	1	5/12/2016 10:05	GT	n
Ethane	**<0.10**	ug/l	0.10	0.0040	1	5/12/2016 10:05	GT	n
Ethene	**0.28**	ug/l	0.10	0.0050	1	5/12/2016 10:05	GT	n
Acetylene	**<0.50**	ug/l	0.50	0.029	1	5/12/2016 10:05	GT	n

CERTIFICATE OF ANALYSIS

This report shall not be reproduced, except in full,
without the written consent of Pace Analytical Energy Services LLC.

Pace Analytical Energy Services LLC
220 William Pitt Way
Pittsburgh, PA 15238
Phone: (412) 826-5245
Fax: (412) 826-3433

ANALYTICAL RESULTS

Workorder: 18967 FORT SMITH, AR / 60218428

Lab ID: **189670010** Date Received: 5/4/2016 11:45 Matrix: Water

Sample ID: **MW-40R-201605** Date Collected: 5/2/2016 15:35

Parameters	Results	Units	PQL	MDL	DF	Analyzed	By	Qualifiers
EDonors - MICR								
Analysis Desc: AM21G		Analytical Method: AM21G						
Acetic Acid	**<5.0**	mg/l	5.0	0.33	1	5/6/2016 20:29	BW	n
Propionic Acid	**<5.0**	mg/l	5.0	0.052	1	5/6/2016 20:29	BW	n
Pyruvic Acid	**<5.0**	mg/l	5.0	0.14	1	5/6/2016 20:29	BW	n
Butyric Acid	**<5.0**	mg/l	5.0	0.055	1	5/6/2016 20:29	BW	n
Lactic Acid	**<10**	mg/l	10	0.98	1	5/6/2016 20:29	BW	n
RISK - MICR								
Analysis Desc: AM20GAX		Analytical Method: AM20GAX						
Methane	**630**	ug/l	0.50	0.033	1	5/12/2016 10:17	GT	n
Ethane	**0.39**	ug/l	0.10	0.0040	1	5/12/2016 10:17	GT	n
Ethene	**0.67**	ug/l	0.10	0.0050	1	5/12/2016 10:17	GT	n
Acetylene	**<0.50**	ug/l	0.50	0.029	1	5/12/2016 10:17	GT	n

CERTIFICATE OF ANALYSIS

This report shall not be reproduced, except in full,
without the written consent of Pace Analytical Energy Services LLC.

Pace Analytical Energy Services LLC
220 William Pitt Way
Pittsburgh, PA 15238
Phone: (412) 826-5245
Fax: (412) 826-3433

ANALYTICAL RESULTS

Workorder: 18967 FORT SMITH, AR / 60218428

Lab ID: **189670011** Date Received: 5/4/2016 11:45 Matrix: Water

Sample ID: **MW-26-201605** Date Collected: 5/2/2016 14:00

Parameters	Results	Units	PQL	MDL	DF	Analyzed	By	Qualifiers
EDonors - MICR								
Analysis Desc: AM21G			Analytical Method: AM21G					
Acetic Acid	**<5.0**	mg/l	5.0	0.33	1	5/6/2016 20:50	BW	n
Propionic Acid	**<5.0**	mg/l	5.0	0.052	1	5/6/2016 20:50	BW	n
Pyruvic Acid	**<5.0**	mg/l	5.0	0.14	1	5/6/2016 20:50	BW	n
Butyric Acid	**<5.0**	mg/l	5.0	0.055	1	5/6/2016 20:50	BW	n
Lactic Acid	**<10**	mg/l	10	0.98	1	5/6/2016 20:50	BW	n
RISK - MICR								
Analysis Desc: AM20GAX			Analytical Method: AM20GAX					
Methane	**<0.50**	ug/l	0.50	0.033	1	5/12/2016 10:31	GT	n
Ethane	**<0.10**	ug/l	0.10	0.0040	1	5/12/2016 10:31	GT	n
Ethene	**<0.10**	ug/l	0.10	0.0050	1	5/12/2016 10:31	GT	n
Acetylene	**<0.50**	ug/l	0.50	0.029	1	5/12/2016 10:31	GT	n

CERTIFICATE OF ANALYSIS

This report shall not be reproduced, except in full,
without the written consent of Pace Analytical Energy Services LLC.

Pace Analytical Energy Services LLC
220 William Pitt Way
Pittsburgh, PA 15238
Phone: (412) 826-5245
Fax: (412) 826-3433

ANALYTICAL RESULTS

Workorder: 18967 FORT SMITH, AR / 60218428

Lab ID: **189670012** Date Received: 5/4/2016 11:45 Matrix: Water

Sample ID: **ITMW-20-201605** Date Collected: 5/2/2016 17:00

Parameters	Results	Units	PQL	MDL	DF	Analyzed	By	Qualifiers
EDonors - MICR								
Analysis Desc: AM21G			Analytical Method: AM21G					
Acetic Acid	**<5.0**	mg/l	5.0	0.33	1	5/6/2016 21:12	BW	n
Propionic Acid	**<5.0**	mg/l	5.0	0.052	1	5/6/2016 21:12	BW	n
Pyruvic Acid	**<5.0**	mg/l	5.0	0.14	1	5/6/2016 21:12	BW	n
Butyric Acid	**<5.0**	mg/l	5.0	0.055	1	5/6/2016 21:12	BW	n
Lactic Acid	**<10**	mg/l	10	0.98	1	5/6/2016 21:12	BW	n
RISK - MICR								
Analysis Desc: AM20GAX			Analytical Method: AM20GAX					
Methane	**<0.50**	ug/l	0.50	0.033	1	5/12/2016 10:43	GT	n
Ethane	**<0.10**	ug/l	0.10	0.0040	1	5/12/2016 10:43	GT	n
Ethene	**<0.10**	ug/l	0.10	0.0050	1	5/12/2016 10:43	GT	n
Acetylene	**<0.50**	ug/l	0.50	0.029	1	5/12/2016 10:43	GT	n

CERTIFICATE OF ANALYSIS

This report shall not be reproduced, except in full,
without the written consent of Pace Analytical Energy Services LLC.

Pace Analytical Energy Services LLC
220 William Pitt Way
Pittsburgh, PA 15238
Phone: (412) 826-5245
Fax: (412) 826-3433

ANALYTICAL RESULTS QUALIFIERS

Workorder: 18967 FORT SMITH, AR / 60218428

DEFINITIONS/QUALIFIERS

Disclaimer : The Pennsylvania Department of Environmental Protection (PADEP) has decided to no longer recognize analyses that do not produce data for primary compliance, for NELAP accreditation. The methods affected by this decision are AM20GAx, AM21G, SW846 7199 and AM4.02. The laboratory shall continue to administer the NELAP/TNI standard requirements in the performance of these methods.

MDL	Method Detection Limit. Can be used synonymously with LOD; Limit Of Detection.
PQL	Practical Quanitation Limit. Can be used synonymously with LOQ; Limit Of Quantitation.
ND	Not detected at or above reporting limit.
DF	Dilution Factor.
S	Surrogate.
RPD	Relative Percent Difference.
% Rec	Percent Recovery.
U	Indicates the compound was analyzed for, but not detected at or above the noted concentration.
J	Estimated concentration greater than the set method detection limit (MDL) and less than the set reporting limit (PQL).
n	The laboratory does not hold NELAP/TNI accreditation for this method or analyte.

CERTIFICATE OF ANALYSIS

This report shall not be reproduced, except in full,
without the written consent of Pace Analytical Energy Services LLC.

Pace Analytical Energy Services LLC
220 William Pitt Way
Pittsburgh, PA 15238
Phone: (412) 826-5245
Fax: (412) 826-3433

QUALITY CONTROL DATA

Workorder: 18967 FORT SMITH, AR / 60218428

QC Batch: EDON/2883 Analysis Method: AM21G

QC Batch Method: AM21G

Associated Lab Samples: 189670001, 189670002, 189670003, 189670004, 189670005, 189670006, 189670007, 189670008, 189670009, 189670010, 189670011, 189670012

METHOD BLANK: 41737

Parameter	Units	Blank Result	Reporting Limit	Qualifiers
EDonors				
Acetic Acid	mg/l	<5.0	5.0	n
Propionic Acid	mg/l	<5.0	5.0	n
Pyruvic Acid	mg/l	<5.0	5.0	n
Butyric Acid	mg/l	<5.0	5.0	n
Lactic Acid	mg/l	<10	10	n

LABORATORY CONTROL SAMPLE: 41738

Parameter	Units	Spike Conc.	LCS Result	LCS % Rec	% Rec Limits	Qualifiers
EDonors						
Acetic Acid	mg/l	100	99	99	70-130	n
Propionic Acid	mg/l	100	110	108	70-130	n
Pyruvic Acid	mg/l	100	110	109	70-130	n
Butyric Acid	mg/l	100	110	113	70-130	n
Lactic Acid	mg/l	100	110	107	70-130	n

MATRIX SPIKE & MATRIX SPIKE DUPLICATE: 41739 41740 Original: 189670001

Parameter	Units	Original Result	Spike Conc.	MS Result	MSD Result	MS % Rec	MSD % Rec	% Rec Limit	RPD	Max RPD	Qualifiers
EDonors											
Acetic Acid	mg/l	0	100	100	100	106	104	70-130	1.9	20	n
Propionic Acid	mg/l	0	100	120	110	116	114	70-130	1.7	20	n
Pyruvic Acid	mg/l	0	100	110	110	115	113	70-130	1.8	20	n
Butyric Acid	mg/l	0	100	120	120	119	117	70-130	1.7	20	n
Lactic Acid	mg/l	0	100	120	130	121	128	70-130	5.6	20	n

CERTIFICATE OF ANALYSIS

This report shall not be reproduced, except in full,
without the written consent of Pace Analytical Energy Services LLC.

Pace Analytical Energy Services LLC
220 William Pitt Way
Pittsburgh, PA 15238
Phone: (412) 826-5245
Fax: (412) 826-3433

QUALITY CONTROL DATA

Workorder: 18967 FORT SMITH, AR / 60218428

QC Batch: DISG/5363 Analysis Method: AM20GAX

QC Batch Method: AM20GAX

Associated Lab Samples: 189670001, 189670002, 189670003, 189670004, 189670005, 189670006, 189670007, 189670008, 189670009, 189670010, 189670011, 189670012

METHOD BLANK: 41890

Parameter	Units	Blank Result	Reporting Limit	Qualifiers
RISK				
Methane	ug/l	<0.50	0.50	n
Ethane	ug/l	<0.10	0.10	n
Ethene	ug/l	<0.10	0.10	n
Acetylene	ug/l	<0.50	0.50	n

LABORATORY CONTROL SAMPLE & LCSD: 41892 41894

Parameter	Units	Spike Conc.	LCS Result	LCSD Result	LCS % Rec	LCSD % Rec	% Rec Limit	RPD	Max RPD	Qualifiers
RISK										
Methane	ug/l	750	780	830	104	111	80-120	6.5	20	n
Ethane	ug/l	38	40	41	106	109	80-120	2.8	20	n
Ethene	ug/l	35	38	39	107	110	80-120	2.8	20	n
Acetylene	ug/l	33	30	31	93	95	80-120	2.1	20	n

CERTIFICATE OF ANALYSIS

This report shall not be reproduced, except in full,
without the written consent of Pace Analytical Energy Services LLC.

Pace Analytical Energy Services LLC
220 William Pitt Way
Pittsburgh, PA 15238
Phone: (412) 826-5245
Fax: (412) 826-3433

QUALITY CONTROL DATA QUALIFIERS

Workorder: 18967 FORT SMITH, AR / 60218428

QUALITY CONTROL PARAMETER QUALIFIERS

n	The laboratory does not hold NELAP/TNI accreditation for this method or analyte.

CERTIFICATE OF ANALYSIS
This report shall not be reproduced, except in full,
without the written consent of Pace Analytical Energy Services LLC.

Pace Analytical Energy Services LLC
220 William Pitt Way
Pittsburgh, PA 15238
Phone: (412) 826-5245
Fax: (412) 826-3433

QUALITY CONTROL DATA CROSS REFERENCE TABLE

Workorder: 18967 FORT SMITH, AR / 60218428

Lab ID	Sample ID	Prep Method	Prep Batch	Analysis Method	Analysis Batch
189670001	MW-50R-201605			AM21G	EDON/2883
189670002	MW-60R-201605			AM21G	EDON/2883
189670003	MW-193-201605			AM21G	EDON/2883
189670004	MW-67R-201605			AM21G	EDON/2883
189670005	MW-68-201605			AM21G	EDON/2883
189670006	MW-55R-201605			AM21G	EDON/2883
189670007	MW-66-201605			AM21G	EDON/2883
189670008	MW-63R-201605			AM21G	EDON/2883
189670009	MW-39R-201605			AM21G	EDON/2883
189670010	MW-40R-201605			AM21G	EDON/2883
189670011	MW-26-201605			AM21G	EDON/2883
189670012	ITMW-20-201605			AM21G	EDON/2883
189670001	MW-50R-201605			AM20GAX	DISG/5363
189670002	MW-60R-201605			AM20GAX	DISG/5363
189670003	MW-193-201605			AM20GAX	DISG/5363
189670004	MW-67R-201605			AM20GAX	DISG/5363
189670005	MW-68-201605			AM20GAX	DISG/5363
189670006	MW-55R-201605			AM20GAX	DISG/5363
189670007	MW-66-201605			AM20GAX	DISG/5363
189670008	MW-63R-201605			AM20GAX	DISG/5363
189670009	MW-39R-201605			AM20GAX	DISG/5363
189670010	MW-40R-201605			AM20GAX	DISG/5363
189670011	MW-26-201605			AM20GAX	DISG/5363
189670012	ITMW-20-201605			AM20GAX	DISG/5363

CERTIFICATE OF ANALYSIS

This report shall not be reproduced, except in full,
without the written consent of Pace Analytical Energy Services LLC.

Chain of Custody

Pace Analytical®
www.pacelabs.com

Workorder: 60218428 **Workorder Name:** Fort Smith, AR Pace Energy Lab **Results Requested** 5/18/2016

Report / Invoice To	Subcontract To
Colleen Clyne Pace Analytical Kansas 9608 Loiret Blvd. Lenexa, KS 66219 Phone (913)599-5665 Email: colleen.clyne@pacelabs.com	SUB-8112 P.O. _____

					Preserved Containers						Requested Analysis												
Item	Sample ID	Collect Date/Time	Lab ID	Matrix	Unpreserved						AM20 GAX Methane, Ethane, Ethene, Acetylene	AM21 GAX Volatile fatty acids											LAB USE ONLY
1	MW-50R-201605	5/2/2016 14:00	60218428001	Water	1						X	X											
2	MW-60R-201605	5/2/2016 17:00	60218428002	Water	1						X	X											
3	MW-193-201605	5/2/2016 12:55	60218428003	Water	1						X	X											
4	MW-67R-201605	5/2/2016 14:58	60218428004	Water	1						X	X											
5	MW-68-201605	5/2/2016 13:55	60218428005	Water	1						X	X											
6	MW-55R-201605	5/2/2016 14:29	60218428006	Water	1						X	X											
7	MW-66-201605	5/2/2016 13:15	60218428007	Water	1						X	X											
8	MW-63R-201605	5/2/2016 17:45	60218428008	Water	1						X	X											
9	MW-39R-201605	5/2/2016 13:20	60218428009	Water	1						X	X											
10	MW-40R-201605	5/2/2016 15:35	60218428010	Water	1						X	X											
11	MW-26-201605	5/2/2016 14:00	60218428011	Water	1						X	X											
12	ITMW-20-201605	5/2/2016 17:00	60218428012	Water	1						X	X											

Transfers	Released By	Date/Time	Received	Date/Time
1				
2				
3				

Comments

Cooler Temperature on Receipt °C **Custody Seal** Y or N **Received on Ice** Y or N **Samples Intact** Y or N

Pace Analytical™
www.pacelabs.com

18967

CHAIN-OF-CUSTODY / Analytical Request Document

The Chain-of-Custody is a LEGAL DOCUMENT. All relevant fields must be completed accurately.

Page: 1 of 1

Section A Required Client Information:		Section B Required Project Information:		Section C Invoice Information:	
Company:	Environ	Report To:	Wendy Stonestreet	Attention:	Tammy Gleason
Address:	7500 College Blvd., Ste. 925	Copy To:	Tammy Gleason	Company Name:	Ramboll Environ
	Overland Park, KS 66210			Address:	250 Monroe Ave, NW
Email To:	wstonestreet@environcorp.com	Purchase Order No.:	NA	Pace Quote Reference:	Grand Rapids, MI 49503
Phone: 913-553-5926	Fax:	Project Name:	Fort Smith, AR	Pace Project Manager:	Colleen Clyne
Requested Due Date/TAT:		Project Number:		Pace Profile #:	7444, line 1

REGULATORY AGENCY

☐ NPDES ☐ GROUND WATER ☐ DRINKING WATER
☐ UST ☐ RCRA ☐ OTHER

Site Location STATE: AR

Section D Required Client Information

Valid Matrix Codes

MATRIX	CODE
DRINKING WATER	DW
WATER	WT
WASTE WATER	WW
PRODUCT	P
SOIL/SOLID	SL
OIL	OL
WIPE	WP
AIR	AR
OTHER	OT
TISSUE	TS

SAMPLE ID (A-Z, 0-9 / ,-) Sample IDs MUST BE UNIQUE

Requested Analysis Filtered (Y/N)

ITEM #	SAMPLE ID	MATRIX CODE (see valid codes to left)	SAMPLE TYPE (G=GRAB C=COMP)	COLLECTED COMPOSITE START DATE	COLLECTED COMPOSITE START TIME	COLLECTED COMPOSITE END/GRAB DATE	COLLECTED COMPOSITE END/GRAB TIME	SAMPLE TEMP AT COLLECTION	# OF CONTAINERS	Preservatives: Unpreserved	H_2SO_4	HNO_3	HCl	NaOH	$Na_2S_2O_3$	Methanol	Other TSP	Analysis Test (Y/N)	AM20 GAX Hydrogen	AM 21 GAX Volatile Fatty Acids	AM 20 GAX Methane,Ethane,Ethene	AM 20 GAX Acetylene	Residual Chlorine (Y/N)	Pace Project No./ Lab I.D.
1	MW-50R-201605	WT	G	5/2/16	1400				5	X							X			X	X	X		
2	MW-60R-201605	WT	G	5/2/16	1700				5	X							X			X	X	X		
3	MW-193-201605	WT	G	5/2/16	1255				5	X							X			X	X	X		
4	MW-67R-201605	WT	G	5/2/16	1458				5	X							X			X	X	X		
5	MW-68-201605	WT	G	5/2/16	1355				5	X							X			X	X	X		
6	MW-55R-201605	WT	G	5/2/16	1029				5	X							X			X	X	X		
7	MW-66-201605	WT	G	5/2/16	1315				5	X							X			X	X	X		
8	MW-63R-201605	WT	G	5/2/16	1745				5	X							X			X	X	X		
9	MW-39R-201605	WT	G	5/2/16	1320				5	X							X			X	X	X		
10	MW-40R-201605	WT	G	5/2/16	1535				5	X							X			X	X	X		
11	MW-26-201605	WT	G	5/2/16	1400				5	X							X			X	X	X		
12	ITMW-20-201605	WT	G	5/2/16	1700				5	X							X			X	X	X		

ADDITIONAL COMMENTS	RELINQUISHED BY / AFFILIATION	DATE	TIME	ACCEPTED BY / AFFILIATION	DATE	TIME	SAMPLE CONDITIONS: Temp in °C	Received on Ice (Y/N)	Custody Sealed Cooler (Y/N)	Samples Intact (Y/N)
Level IV data package required	Victoria Sieglen /	1830	~~5/2/17~~	[illegible] PAES	5.4.16	1145	3.6	Y	Y	Y
	Ramboll Environ	US	5/3/16							

SAMPLER NAME AND SIGNATURE

PRINT Name of SAMPLER: Victoria Sieglen

SIGNATURE of SAMPLER: Victoria Sieglen DATE Signed (MM/DD/YY): 5/3/16

*Important Note: By signing this form you are accepting Pace's NET 30 day payment terms and agreeing to late charges of 1.5% per month for any invoices not paid within 30 days.

F-ALL-Q-020rev.07, 15-Feb-2007

Cooler Receipt Form

Client Name: Environ Project: Fort Smith, AR Lab Work Order: _____

A. Shipping/Container Information (circle appropriate response)

Courier: (FedEx) UPS USPS Client Other:_____ Air bill Present: (Yes) No

Tracking Number: 809726644118

Custody Seal on Cooler/Box Present: (Yes) No Seals Intact: (Yes) No

Cooler/Box Packing Material: (Bubble Wrap) Absorbent (Foam) Other:_____

Type of Ice: (Wet) Blue None Ice Intact: (Yes) Melted

Cooler Temperature: 3.6°C Radiation Screened: Yes (No) Chain of Custody Present: (Yes) No

Comments:_____

B. Laboratory Assignment/Log-in (check appropriate response)

	YES	NO	N/A	Comment Reference non-Conformance
Chain of Custody properly filled out	✓			
Chain of Custody relinquished	✓			
Sampler Name & Signature on COC	✓			
Containers intact	✓			
Were samples in separate bags	✓			
Sample container labels match COC Sample name/date and time collected	✓			
Sufficient volume provided	✓			
PAES containers used	✓			
Are containers properly preserved for the requested testing? (as labeled)	✓			
If an unknown preservation state, were containers checked? Exception: VOA's coliform			✓	If yes, see pH form.
Was volume for dissolved testing field filtered, as noted on the COC? Was volume received in a preserved container?			✓	

Comments:_____

Cooler contents examined/received by: LY Date: 5.4.16

Project Manager Review: RW Date: 5-5-16

F-PAE-Q-009-rev.00, 20 Nov2014

Pace Analytical Services, Inc.
9608 Loiret Blvd.
Lenexa, KS 66219
(913)599-5665

May 12, 2016

Wendy Stonestreet
Ramboll Environ
7500 College Blvd Ste 925
Overland Park, KS 66210

RE: Project: Fort Smith, AR
Pace Project No.: 60218488

Dear Wendy Stonestreet:
Enclosed are the analytical results for sample(s) received by the laboratory on May 04, 2016. The results relate only to the samples included in this report. Results reported herein conform to the most current TNI standards and the laboratory's Quality Assurance Manual, where applicable, unless otherwise noted in the body of the report.

If you have any questions concerning this report, please feel free to contact me.

Sincerely,

Colleen Clyne
colleen.clyne@pacelabs.com
Project Manager

Enclosures

cc: Tamara Gleason, Ramboll Environ

Pace Analytical Services, Inc.
9608 Loiret Blvd.
Lenexa, KS 66219
(913)599-5665

CERTIFICATIONS

Project: Fort Smith, AR
Pace Project No.: 60218488

Kansas Certification IDs

9608 Loiret Boulevard, Lenexa, KS 66219
WY STR Certification #: 2456.01
Arkansas Certification #: 15-016-0
Illinois Certification #: 003097
Iowa Certification #: 118
Kansas/NELAP Certification #: E-10116
Louisiana Certification #: 03055
Nevada Certification #: KS000212008A
Oklahoma Certification #: 9205/9935
Texas Certification #: T104704407
Utah Certification #: KS00021
Kansas Field Laboratory Accreditation: # E-92587

This report shall not be reproduced, except in full,
without the written consent of Pace Analytical Services, Inc..

Pace Analytical Services, Inc.
9608 Loiret Blvd.
Lenexa, KS 66219
(913)599-5665

SAMPLE SUMMARY

Project: Fort Smith, AR
Pace Project No.: 60218488

Lab ID	Sample ID	Matrix	Date Collected	Date Received
60218294005	**MW-175-201605**	Water	05/03/16 10:50	05/04/16 05:05
60218294007	**VP-07-201605**	Water	05/03/16 11:20	05/04/16 05:05
60218294008	**VP-08-201605**	Water	05/03/16 11:30	05/04/16 05:05

This report shall not be reproduced, except in full,
without the written consent of Pace Analytical Services, Inc..

Pace Analytical Services, Inc.
9608 Loiret Blvd.
Lenexa, KS 66219
(913)599-5665

SAMPLE ANALYTE COUNT

Project: Fort Smith, AR
Pace Project No.: 60218488

Lab ID	Sample ID	Method	Analysts	Analytes Reported	Laboratory
60218294005	**MW-175-201605**	EPA 5030B/8260	PGH	38	PASI-K
60218294007	**VP-07-201605**	EPA 5030B/8260	PGH	38	PASI-K
60218294008	**VP-08-201605**	EPA 5030B/8260	PGH	38	PASI-K

This report shall not be reproduced, except in full,
without the written consent of Pace Analytical Services, Inc..

Pace Analytical Services, Inc.
9608 Loiret Blvd.
Lenexa, KS 66219
(913)599-5665

PROJECT NARRATIVE

Project: Fort Smith, AR
Pace Project No.: 60218488

Method: **EPA 5030B/8260**
Description: 8260 MSV
Client: Ramboll Environ_AR
Date: May 12, 2016

General Information:
3 samples were analyzed for EPA 5030B/8260. All samples were received in acceptable condition with any exceptions noted below or on the chain-of custody and/or the sample condition upon receipt form (SCUR) attached at the end of this report.

Hold Time:
The samples were analyzed within the method required hold times with any exceptions noted below.

Initial Calibrations (including MS Tune as applicable):
All criteria were within method requirements with any exceptions noted below.

Continuing Calibration:
All criteria were within method requirements with any exceptions noted below.

Internal Standards:
All internal standards were within QC limits with any exceptions noted below.

Surrogates:
All surrogates were within QC limits with any exceptions noted below.

Method Blank:
All analytes were below the report limit in the method blank, where applicable, with any exceptions noted below.

Laboratory Control Spike:
All laboratory control spike compounds were within QC limits with any exceptions noted below.

Matrix Spikes:
All percent recoveries and relative percent differences (RPDs) were within acceptance criteria with any exceptions noted below.

QC Batch: MSV/75668

A matrix spike/matrix spike duplicate was not performed due to insufficient sample volume.

Additional Comments:

This data package has been reviewed for quality and completeness and is approved for release.

This report shall not be reproduced, except in full,
without the written consent of Pace Analytical Services, Inc..

Pace Analytical Services, Inc.
9608 Loiret Blvd.
Lenexa, KS 66219
(913)599-5665

ANALYTICAL RESULTS

Project: Fort Smith, AR
Pace Project No.: 60218488

Sample: MW-175-201605 **Lab ID: 60218294005** Collected: 05/03/16 10:50 Received: 05/04/16 05:05 Matrix: Water

Parameters	Results	Units	Report Limit	MDL	DF	Prepared	Analyzed	CAS No.	Qual
8260 MSV	Analytical Method: EPA 5030B/8260								
Acetone	**18.3**	ug/L	10.0	1.9	1		05/10/16 11:38	67-64-1	
Benzene	**0.18J**	ug/L	1.0	0.060	1		05/10/16 11:38	71-43-2	
Bromodichloromethane	ND	ug/L	1.0	0.19	1		05/10/16 11:38	75-27-4	
Bromoform	ND	ug/L	1.0	0.070	1		05/10/16 11:38	75-25-2	
Bromomethane	ND	ug/L	5.0	0.16	1		05/10/16 11:38	74-83-9	
2-Butanone (MEK)	ND	ug/L	10.0	0.59	1		05/10/16 11:38	78-93-3	
Carbon disulfide	**0.17J**	ug/L	5.0	0.12	1		05/10/16 11:38	75-15-0	B
Carbon tetrachloride	ND	ug/L	1.0	0.18	1		05/10/16 11:38	56-23-5	
Chlorobenzene	ND	ug/L	1.0	0.21	1		05/10/16 11:38	108-90-7	
Chloroethane	ND	ug/L	1.0	0.15	1		05/10/16 11:38	75-00-3	
Chloroform	ND	ug/L	1.0	0.14	1		05/10/16 11:38	67-66-3	
Chloromethane	ND	ug/L	1.0	0.080	1		05/10/16 11:38	74-87-3	
Dibromochloromethane	ND	ug/L	1.0	0.21	1		05/10/16 11:38	124-48-1	
1,1-Dichloroethane	ND	ug/L	1.0	0.050	1		05/10/16 11:38	75-34-3	
1,2-Dichloroethane	ND	ug/L	1.0	0.12	1		05/10/16 11:38	107-06-2	
1,1-Dichloroethene	**0.25J**	ug/L	1.0	0.20	1		05/10/16 11:38	75-35-4	
cis-1,2-Dichloroethene	**1.2**	ug/L	1.0	0.080	1		05/10/16 11:38	156-59-2	
trans-1,2-Dichloroethene	ND	ug/L	1.0	0.20	1		05/10/16 11:38	156-60-5	
1,2-Dichloropropane	ND	ug/L	1.0	0.16	1		05/10/16 11:38	78-87-5	
cis-1,3-Dichloropropene	ND	ug/L	1.0	0.14	1		05/10/16 11:38	10061-01-5	
trans-1,3-Dichloropropene	ND	ug/L	1.0	0.12	1		05/10/16 11:38	10061-02-6	
Ethylbenzene	ND	ug/L	1.0	0.18	1		05/10/16 11:38	100-41-4	
2-Hexanone	ND	ug/L	10.0	1.2	1		05/10/16 11:38	591-78-6	
Methylene chloride	ND	ug/L	1.0	0.15	1		05/10/16 11:38	75-09-2	
4-Methyl-2-pentanone (MIBK)	ND	ug/L	10.0	0.42	1		05/10/16 11:38	108-10-1	
Styrene	ND	ug/L	1.0	0.12	1		05/10/16 11:38	100-42-5	
1,1,2,2-Tetrachloroethane	ND	ug/L	1.0	0.15	1		05/10/16 11:38	79-34-5	
Tetrachloroethene	ND	ug/L	1.0	0.10	1		05/10/16 11:38	127-18-4	
Toluene	ND	ug/L	1.0	0.17	1		05/10/16 11:38	108-88-3	
1,1,1-Trichloroethane	ND	ug/L	1.0	0.11	1		05/10/16 11:38	71-55-6	
1,1,2-Trichloroethane	ND	ug/L	1.0	0.20	1		05/10/16 11:38	79-00-5	
Trichloroethene	**54.9**	ug/L	1.0	0.17	1		05/10/16 11:38	79-01-6	
Vinyl chloride	ND	ug/L	1.0	0.13	1		05/10/16 11:38	75-01-4	
Xylene (Total)	ND	ug/L	3.0	0.42	1		05/10/16 11:38	1330-20-7	
Surrogates									
4-Bromofluorobenzene (S)	100	%	77-130		1		05/10/16 11:38	460-00-4	
1,2-Dichloroethane-d4 (S)	100	%	81-127		1		05/10/16 11:38	17060-07-0	
Toluene-d8 (S)	97	%	80-120		1		05/10/16 11:38	2037-26-5	
Preservation pH	**1.0**		0.10	0.10	1		05/10/16 11:38		

REPORT OF LABORATORY ANALYSIS

This report shall not be reproduced, except in full,
without the written consent of Pace Analytical Services, Inc..

Pace Analytical Services, Inc.
9608 Loiret Blvd.
Lenexa, KS 66219
(913)599-5665

ANALYTICAL RESULTS

Project: Fort Smith, AR
Pace Project No.: 60218488

Sample: VP-07-201605 **Lab ID: 60218294007** Collected: 05/03/16 11:20 Received: 05/04/16 05:05 Matrix: Water

Parameters	Results	Units	Report Limit	MDL	DF	Prepared	Analyzed	CAS No.	Qual
8260 MSV	Analytical Method: EPA 5030B/8260								
Acetone	**39.0**	ug/L	10.0	1.9	1		05/10/16 11:09	67-64-1	
Benzene	**0.34J**	ug/L	1.0	0.060	1		05/10/16 11:09	71-43-2	
Bromodichloromethane	ND	ug/L	1.0	0.19	1		05/10/16 11:09	75-27-4	
Bromoform	ND	ug/L	1.0	0.070	1		05/10/16 11:09	75-25-2	
Bromomethane	ND	ug/L	5.0	0.16	1		05/10/16 11:09	74-83-9	
2-Butanone (MEK)	**5.7J**	ug/L	10.0	0.59	1		05/10/16 11:09	78-93-3	
Carbon disulfide	ND	ug/L	5.0	0.12	1		05/10/16 11:09	75-15-0	
Carbon tetrachloride	ND	ug/L	1.0	0.18	1		05/10/16 11:09	56-23-5	
Chlorobenzene	ND	ug/L	1.0	0.21	1		05/10/16 11:09	108-90-7	
Chloroethane	ND	ug/L	1.0	0.15	1		05/10/16 11:09	75-00-3	
Chloroform	ND	ug/L	1.0	0.14	1		05/10/16 11:09	67-66-3	
Chloromethane	ND	ug/L	1.0	0.080	1		05/10/16 11:09	74-87-3	
Dibromochloromethane	ND	ug/L	1.0	0.21	1		05/10/16 11:09	124-48-1	
1,1-Dichloroethane	ND	ug/L	1.0	0.050	1		05/10/16 11:09	75-34-3	
1,2-Dichloroethane	ND	ug/L	1.0	0.12	1		05/10/16 11:09	107-06-2	
1,1-Dichloroethene	ND	ug/L	1.0	0.20	1		05/10/16 11:09	75-35-4	
cis-1,2-Dichloroethene	ND	ug/L	1.0	0.080	1		05/10/16 11:09	156-59-2	
trans-1,2-Dichloroethene	ND	ug/L	1.0	0.20	1		05/10/16 11:09	156-60-5	
1,2-Dichloropropane	ND	ug/L	1.0	0.16	1		05/10/16 11:09	78-87-5	
cis-1,3-Dichloropropene	ND	ug/L	1.0	0.14	1		05/10/16 11:09	10061-01-5	
trans-1,3-Dichloropropene	ND	ug/L	1.0	0.12	1		05/10/16 11:09	10061-02-6	
Ethylbenzene	ND	ug/L	1.0	0.18	1		05/10/16 11:09	100-41-4	
2-Hexanone	ND	ug/L	10.0	1.2	1		05/10/16 11:09	591-78-6	
Methylene chloride	ND	ug/L	1.0	0.15	1		05/10/16 11:09	75-09-2	
4-Methyl-2-pentanone (MIBK)	**1.8J**	ug/L	10.0	0.42	1		05/10/16 11:09	108-10-1	
Styrene	ND	ug/L	1.0	0.12	1		05/10/16 11:09	100-42-5	
1,1,2,2-Tetrachloroethane	ND	ug/L	1.0	0.15	1		05/10/16 11:09	79-34-5	
Tetrachloroethene	ND	ug/L	1.0	0.10	1		05/10/16 11:09	127-18-4	
Toluene	ND	ug/L	1.0	0.17	1		05/10/16 11:09	108-88-3	
1,1,1-Trichloroethane	ND	ug/L	1.0	0.11	1		05/10/16 11:09	71-55-6	
1,1,2-Trichloroethane	ND	ug/L	1.0	0.20	1		05/10/16 11:09	79-00-5	
Trichloroethene	ND	ug/L	1.0	0.17	1		05/10/16 11:09	79-01-6	
Vinyl chloride	ND	ug/L	1.0	0.13	1		05/10/16 11:09	75-01-4	
Xylene (Total)	ND	ug/L	3.0	0.42	1		05/10/16 11:09	1330-20-7	
Surrogates									
4-Bromofluorobenzene (S)	98	%	77-130		1		05/10/16 11:09	460-00-4	
1,2-Dichloroethane-d4 (S)	99	%	81-127		1		05/10/16 11:09	17060-07-0	
Toluene-d8 (S)	94	%	80-120		1		05/10/16 11:09	2037-26-5	
Preservation pH	**1.0**		0.10	0.10	1		05/10/16 11:09		

REPORT OF LABORATORY ANALYSIS

This report shall not be reproduced, except in full,
without the written consent of Pace Analytical Services, Inc..

Pace Analytical Services, Inc.
9608 Loiret Blvd.
Lenexa, KS 66219
(913)599-5665

ANALYTICAL RESULTS

Project: Fort Smith, AR
Pace Project No.: 60218488

Sample: VP-08-201605 **Lab ID: 60218294008** Collected: 05/03/16 11:30 Received: 05/04/16 05:05 Matrix: Water

Parameters	Results	Units	Report Limit	MDL	DF	Prepared	Analyzed	CAS No.	Qual
8260 MSV	Analytical Method: EPA 5030B/8260								
Acetone	**144**	ug/L	10.0	1.9	1		05/10/16 11:23	67-64-1	
Benzene	**0.62J**	ug/L	1.0	0.060	1		05/10/16 11:23	71-43-2	
Bromodichloromethane	ND	ug/L	1.0	0.19	1		05/10/16 11:23	75-27-4	
Bromoform	ND	ug/L	1.0	0.070	1		05/10/16 11:23	75-25-2	
Bromomethane	ND	ug/L	5.0	0.16	1		05/10/16 11:23	74-83-9	
2-Butanone (MEK)	**24.9**	ug/L	10.0	0.59	1		05/10/16 11:23	78-93-3	
Carbon disulfide	ND	ug/L	5.0	0.12	1		05/10/16 11:23	75-15-0	
Carbon tetrachloride	ND	ug/L	1.0	0.18	1		05/10/16 11:23	56-23-5	
Chlorobenzene	ND	ug/L	1.0	0.21	1		05/10/16 11:23	108-90-7	
Chloroethane	ND	ug/L	1.0	0.15	1		05/10/16 11:23	75-00-3	
Chloroform	ND	ug/L	1.0	0.14	1		05/10/16 11:23	67-66-3	
Chloromethane	ND	ug/L	1.0	0.080	1		05/10/16 11:23	74-87-3	
Dibromochloromethane	ND	ug/L	1.0	0.21	1		05/10/16 11:23	124-48-1	
1,1-Dichloroethane	ND	ug/L	1.0	0.050	1		05/10/16 11:23	75-34-3	
1,2-Dichloroethane	ND	ug/L	1.0	0.12	1		05/10/16 11:23	107-06-2	
1,1-Dichloroethene	ND	ug/L	1.0	0.20	1		05/10/16 11:23	75-35-4	
cis-1,2-Dichloroethene	ND	ug/L	1.0	0.080	1		05/10/16 11:23	156-59-2	
trans-1,2-Dichloroethene	ND	ug/L	1.0	0.20	1		05/10/16 11:23	156-60-5	
1,2-Dichloropropane	ND	ug/L	1.0	0.16	1		05/10/16 11:23	78-87-5	
cis-1,3-Dichloropropene	ND	ug/L	1.0	0.14	1		05/10/16 11:23	10061-01-5	
trans-1,3-Dichloropropene	ND	ug/L	1.0	0.12	1		05/10/16 11:23	10061-02-6	
Ethylbenzene	ND	ug/L	1.0	0.18	1		05/10/16 11:23	100-41-4	
2-Hexanone	**6.3J**	ug/L	10.0	1.2	1		05/10/16 11:23	591-78-6	
Methylene chloride	ND	ug/L	1.0	0.15	1		05/10/16 11:23	75-09-2	
4-Methyl-2-pentanone (MIBK)	**0.86J**	ug/L	10.0	0.42	1		05/10/16 11:23	108-10-1	
Styrene	ND	ug/L	1.0	0.12	1		05/10/16 11:23	100-42-5	
1,1,2,2-Tetrachloroethane	ND	ug/L	1.0	0.15	1		05/10/16 11:23	79-34-5	
Tetrachloroethene	ND	ug/L	1.0	0.10	1		05/10/16 11:23	127-18-4	
Toluene	**0.37J**	ug/L	1.0	0.17	1		05/10/16 11:23	108-88-3	
1,1,1-Trichloroethane	ND	ug/L	1.0	0.11	1		05/10/16 11:23	71-55-6	
1,1,2-Trichloroethane	ND	ug/L	1.0	0.20	1		05/10/16 11:23	79-00-5	
Trichloroethene	**3.8**	ug/L	1.0	0.17	1		05/10/16 11:23	79-01-6	
Vinyl chloride	**0.15J**	ug/L	1.0	0.13	1		05/10/16 11:23	75-01-4	
Xylene (Total)	ND	ug/L	3.0	0.42	1		05/10/16 11:23	1330-20-7	
Surrogates									
4-Bromofluorobenzene (S)	100	%	77-130		1		05/10/16 11:23	460-00-4	
1,2-Dichloroethane-d4 (S)	105	%	81-127		1		05/10/16 11:23	17060-07-0	
Toluene-d8 (S)	96	%	80-120		1		05/10/16 11:23	2037-26-5	
Preservation pH	**1.0**		0.10	0.10	1		05/10/16 11:23		

REPORT OF LABORATORY ANALYSIS

This report shall not be reproduced, except in full,
without the written consent of Pace Analytical Services, Inc..

Pace Analytical Services, Inc.
9608 Loiret Blvd.
Lenexa, KS 66219
(913)599-5665

QUALITY CONTROL DATA

Project: Fort Smith, AR
Pace Project No.: 60218488

QC Batch: MSV/75668 Analysis Method: EPA 5030B/8260
QC Batch Method: EPA 5030B/8260 Analysis Description: 8260 MSV Water 10 mL Purge
Associated Lab Samples: 60218294005, 60218294007, 60218294008

METHOD BLANK: 1754870 Matrix: Water
Associated Lab Samples: 60218294005, 60218294007, 60218294008

Parameter	Units	Blank Result	Reporting Limit	MDL	Analyzed	Qualifiers
1,1,1-Trichloroethane	ug/L	ND	1.0	0.11	05/10/16 08:16	
1,1,2,2-Tetrachloroethane	ug/L	ND	1.0	0.15	05/10/16 08:16	
1,1,2-Trichloroethane	ug/L	ND	1.0	0.20	05/10/16 08:16	
1,1-Dichloroethane	ug/L	ND	1.0	0.050	05/10/16 08:16	
1,1-Dichloroethene	ug/L	ND	1.0	0.20	05/10/16 08:16	
1,2-Dichloroethane	ug/L	ND	1.0	0.12	05/10/16 08:16	
1,2-Dichloropropane	ug/L	ND	1.0	0.16	05/10/16 08:16	
2-Butanone (MEK)	ug/L	ND	10.0	0.59	05/10/16 08:16	
2-Hexanone	ug/L	ND	10.0	1.2	05/10/16 08:16	
4-Methyl-2-pentanone (MIBK)	ug/L	ND	10.0	0.42	05/10/16 08:16	
Acetone	ug/L	ND	10.0	1.9	05/10/16 08:16	
Benzene	ug/L	ND	1.0	0.060	05/10/16 08:16	
Bromodichloromethane	ug/L	ND	1.0	0.19	05/10/16 08:16	
Bromoform	ug/L	ND	1.0	0.070	05/10/16 08:16	
Bromomethane	ug/L	ND	5.0	0.16	05/10/16 08:16	
Carbon disulfide	ug/L	ND	5.0	0.12	05/10/16 08:16	
Carbon tetrachloride	ug/L	ND	1.0	0.18	05/10/16 08:16	
Chlorobenzene	ug/L	ND	1.0	0.21	05/10/16 08:16	
Chloroethane	ug/L	ND	1.0	0.15	05/10/16 08:16	
Chloroform	ug/L	ND	1.0	0.14	05/10/16 08:16	
Chloromethane	ug/L	ND	1.0	0.080	05/10/16 08:16	
cis-1,2-Dichloroethene	ug/L	ND	1.0	0.080	05/10/16 08:16	
cis-1,3-Dichloropropene	ug/L	ND	1.0	0.14	05/10/16 08:16	
Dibromochloromethane	ug/L	ND	1.0	0.21	05/10/16 08:16	
Ethylbenzene	ug/L	ND	1.0	0.18	05/10/16 08:16	
Methylene chloride	ug/L	ND	1.0	0.15	05/10/16 08:16	
Styrene	ug/L	ND	1.0	0.12	05/10/16 08:16	
Tetrachloroethene	ug/L	ND	1.0	0.10	05/10/16 08:16	
Toluene	ug/L	ND	1.0	0.17	05/10/16 08:16	
trans-1,2-Dichloroethene	ug/L	ND	1.0	0.20	05/10/16 08:16	
trans-1,3-Dichloropropene	ug/L	ND	1.0	0.12	05/10/16 08:16	
Trichloroethene	ug/L	ND	1.0	0.17	05/10/16 08:16	
Vinyl chloride	ug/L	ND	1.0	0.13	05/10/16 08:16	
Xylene (Total)	ug/L	ND	3.0	0.42	05/10/16 08:16	
1,2-Dichloroethane-d4 (S)	%	105	81-127		05/10/16 08:16	
4-Bromofluorobenzene (S)	%	97	77-130		05/10/16 08:16	
Toluene-d8 (S)	%	99	80-120		05/10/16 08:16	

Results presented on this page are in the units indicated by the "Units" column except where an alternate unit is presented to the right of the result.

REPORT OF LABORATORY ANALYSIS

This report shall not be reproduced, except in full,
without the written consent of Pace Analytical Services, Inc..

Pace Analytical Services, Inc.
9608 Loiret Blvd.
Lenexa, KS 66219
(913)599-5665

QUALITY CONTROL DATA

Project: Fort Smith, AR
Pace Project No.: 60218488

LABORATORY CONTROL SAMPLE: 1754871

Parameter	Units	Spike Conc.	LCS Result	LCS % Rec	% Rec Limits	Qualifiers
1,1,1-Trichloroethane	ug/L	20	19.3	97	81-116	
1,1,2,2-Tetrachloroethane	ug/L	20	18.1	90	72-117	
1,1,2-Trichloroethane	ug/L	20	18.6	93	79-108	
1,1-Dichloroethane	ug/L	20	19.1	95	83-117	
1,1-Dichloroethene	ug/L	20	19.6	98	74-114	
1,2-Dichloroethane	ug/L	20	19.1	96	72-116	
1,2-Dichloropropane	ug/L	20	19.6	98	80-120	
2-Butanone (MEK)	ug/L	100	93.1	93	67-129	
2-Hexanone	ug/L	100	94.4	94	70-128	
4-Methyl-2-pentanone (MIBK)	ug/L	100	97.6	98	80-120	
Acetone	ug/L	100	101	101	56-142	
Benzene	ug/L	20	20.1	101	79-116	
Bromodichloromethane	ug/L	20	19.0	95	80-120	
Bromoform	ug/L	20	18.8	94	73-114	
Bromomethane	ug/L	20	22.1	111	49-153	
Carbon disulfide	ug/L	20	19.4	97	82-121	
Carbon tetrachloride	ug/L	20	18.6	93	80-116	
Chlorobenzene	ug/L	20	19.5	97	80-120	
Chloroethane	ug/L	20	19.5	97	67-124	
Chloroform	ug/L	20	19.5	98	79-120	
Chloromethane	ug/L	20	25.2	126	10-192	
cis-1,2-Dichloroethene	ug/L	20	18.7	93	80-120	
cis-1,3-Dichloropropene	ug/L	20	18.9	95	80-120	
Dibromochloromethane	ug/L	20	19.0	95	80-120	
Ethylbenzene	ug/L	20	19.3	96	80-120	
Methylene chloride	ug/L	20	20.2	101	80-120	
Styrene	ug/L	20	19.9	100	80-120	
Tetrachloroethene	ug/L	20	19.0	95	80-120	
Toluene	ug/L	20	19.5	97	80-120	
trans-1,2-Dichloroethene	ug/L	20	18.2	91	78-108	
trans-1,3-Dichloropropene	ug/L	20	19.1	96	85-120	
Trichloroethene	ug/L	20	19.0	95	76-114	
Vinyl chloride	ug/L	20	19.0	95	69-129	
Xylene (Total)	ug/L	60	59.4	99	80-120	
1,2-Dichloroethane-d4 (S)	%			96	81-127	
4-Bromofluorobenzene (S)	%			98	77-130	
Toluene-d8 (S)	%			99	80-120	

Results presented on this page are in the units indicated by the "Units" column except where an alternate unit is presented to the right of the result.

REPORT OF LABORATORY ANALYSIS

This report shall not be reproduced, except in full,
without the written consent of Pace Analytical Services, Inc..

Pace Analytical Services, Inc.
9608 Loiret Blvd.
Lenexa, KS 66219
(913)599-5665

QUALIFIERS

Project: Fort Smith, AR
Pace Project No.: 60218488

DEFINITIONS

DF - Dilution Factor, if reported, represents the factor applied to the reported data due to dilution of the sample aliquot.

ND - Not Detected at or above adjusted reporting limit.

J - Estimated concentration above the adjusted method detection limit and below the adjusted reporting limit.

MDL - Adjusted Method Detection Limit.

PQL - Practical Quantitation Limit.

RL - Reporting Limit.

S - Surrogate

1,2-Diphenylhydrazine decomposes to and cannot be separated from Azobenzene using Method 8270. The result for each analyte is a combined concentration.

Consistent with EPA guidelines, unrounded data are displayed and have been used to calculate % recovery and RPD values.

LCS(D) - Laboratory Control Sample (Duplicate)

MS(D) - Matrix Spike (Duplicate)

DUP - Sample Duplicate

RPD - Relative Percent Difference

NC - Not Calculable.

SG - Silica Gel - Clean-Up

U - Indicates the compound was analyzed for, but not detected.

N-Nitrosodiphenylamine decomposes and cannot be separated from Diphenylamine using Method 8270. The result reported for each analyte is a combined concentration.

Pace Analytical is TNI accredited. Contact your Pace PM for the current list of accredited analytes.

TNI - The NELAC Institute.

LABORATORIES

PASI-K Pace Analytical Services - Kansas City

BATCH QUALIFIERS

Batch: MSV/75668

[M5] A matrix spike/matrix spike duplicate was not performed for this batch due to insufficient sample volume.

ANALYTE QUALIFIERS

B Analyte was detected in the associated method blank.

This report shall not be reproduced, except in full,
without the written consent of Pace Analytical Services, Inc..

Pace Analytical Services, Inc.
9608 Loiret Blvd.
Lenexa, KS 66219
(913)599-5665

QUALITY CONTROL DATA CROSS REFERENCE TABLE

Project: Fort Smith, AR
Pace Project No.: 60218488

Lab ID	Sample ID	QC Batch Method	QC Batch	Analytical Method	Analytical Batch
60218294005	**MW-175-201605**	EPA 5030B/8260	MSV/75668		
60218294007	**VP-07-201605**	EPA 5030B/8260	MSV/75668		
60218294008	**VP-08-201605**	EPA 5030B/8260	MSV/75668		

This report shall not be reproduced, except in full,
without the written consent of Pace Analytical Services, Inc..

60218488

WO#: 60218488

60218488

Pace Analytical www.pacelabs.com

Sample Condition Upon Receipt

CBC

Optional
Proj Due Date:
Proj Name:

Client Name: Environ

Courier: FedEx ☐ UPS ☐ VIA ☑ Clay ☐ PEX ☐ ECI ☐ Pace ☐ Other ☐ Client ☐

Tracking #: _____ Pace Shipping Label Used? Yes ☐ No ☑

Custody Seal on Cooler/Box Present: Yes ☑ No ☐ Seals intact: Yes ☑ No ☐

Packing Material: Bubble Wrap ☐ Bubble Bags ☑ Foam ☐ None ☐ Other ☐

Thermometer Used: CF +1.0 / CF 0.0 T-239 / T-262

Type of Ice: Wet Blue None (circle one) ☐ Samples received on ice, cooling process has begun.

Cooler Temperature: 2.3/3.7

Temperature should be above freezing to 6°C

Date and initials of person examining contents: PVS 5/4/16

Chain of Custody present:	☑Yes ☐No ☐N/A	1.
Chain of Custody filled out:	☑Yes ☐No ☐N/A	2.
Chain of Custody relinquished:	☑Yes ☐No ☐N/A	3.
Sampler name & signature on COC:	☑Yes ☐No ☐N/A	4.
Samples arrived within holding time:	☑Yes ☐No ☐N/A	5.
Short Hold Time analyses (<72hr):	☑Yes ☐No ☐N/A	6. NW NO3 Ecst PH
Rush Turn Around Time requested:	☐Yes ☑No ☐N/A	7.
Sufficient volume:	☑Yes ☐No ☐N/A	8. Extra samples receive.
Correct containers used:	☑Yes ☐No ☐N/A	9. MW-175-201605 5/3/16 1050 3DRPH 005 ↓ -176- ↓ 1320 006
Pace containers used:	☑Yes ☐No ☐N/A	
Containers intact:	☑Yes ☐No ☐N/A	10. VP-07-201605 1120 007
Unpreserved 5035A soils frozen w/in 48hrs?	☐Yes ☐No ☑N/A	11. ↓ -08- ↓ 1130 008
Filtered volume received for dissolved tests?	☐Yes ☐No ☑N/A	12. ↓ -10- ↓ 1335 009
Sample labels match COC:	☑Yes ☐No ☐N/A	
Includes date/time/ID/analyses Matrix: WT		13.
All containers needing preservation have been checked.	☑Yes ☐No ☐N/A	
All containers needing preservation are found to be in compliance with EPA recommendation.	☑Yes ☐No ☐N/A	14.
Exceptions: VOA, Coliform, O&G, WI-DRO (water)	☑Yes ☐No	Initial when completed / Lot # of added preservative
Trip Blank present:	☐Yes ☑No ☐N/A	
Pace Trip Blank lot # (if purchased):		15.
Headspace in VOA vials (>6mm):	☐Yes ☑No ☐N/A	16.
Project sampled in USDA Regulated Area:	☐Yes ☐No ☑N/A	17. List State:
Additional labels attached to 5035A vials in the field?	☐Yes ☐No ☑N/A	18.

Client Notification/ Resolution: Copy COC to Client? Y / N Field Data Required? Y / N

Person Contacted: _____ Date/Time: _____

Comments/ Resolution: Emailed Wendy about extra samples. CBC 5/4/16

Re- Wendy - will send missing COC tonight. CBC 5/4/16

Project Manager Review: CBC Date: 5/4/16

F-KS-C-003-Rev.9, 30June2015

Pace Analytical™
www.pacelabs.com

CHAIN-OF-CUSTODY / Analytical Request Document

The Chain-of-Custody is a LEGAL DOCUMENT. All relevant fields must be completed accurately.

Page: 1 of 1

Section A Required Client Information:		Section B Required Project Information:		Section C Invoice Information:	
Company:	Environ	Report To:	Wendy Stonestreet	Attention:	Tammy Gleason
Address:	7500 College Blvd., Ste. 925	Copy To:	Tammy Gleason	Company Name:	Environ
	Overland Park, KS 66210			Address:	250 Monroe Ave. NW Grand Rapids
Email To:	wstonestreet@environcorp.com	Purchase Order No.:	NA	Pace Quote Reference:	Michigan, 49503
Phone: 913-553-5926	Fax:	Project Name:	Fort Smith, AR	Pace Project Manager:	Colleen Clyne
Requested Due Date/TAT:		Project Number:		Pace Profile #:	7444, line 1

REGULATORY AGENCY

☐ NPDES ☐ GROUND WATER ☐ DRINKING WATER
☐ UST ☐ RCRA ☑ OTHER ADEQ

Site Location STATE: AR

Section D Required Client Information

Valid Matrix Codes

MATRIX	CODE
DRINKING WATER	DW
WATER	WT
WASTE WATER	WW
PRODUCT	P
SOIL/SOLID	SL
OIL	OL
WIPE	WP
AIR	AR
OTHER	OT
TISSUE	TS

SAMPLE ID (A-Z, 0-9 / ,-) Sample IDs MUST BE UNIQUE

Requested Analysis Filtered (Y/N)

ITEM #	SAMPLE ID	MATRIX CODE (see valid codes to left)	SAMPLE TYPE (G=GRAB C=COMP)	COLLECTED COMPOSITE START DATE	COLLECTED COMPOSITE START TIME	COLLECTED COMPOSITE END/GRAB DATE	COLLECTED COMPOSITE END/GRAB TIME	SAMPLE TEMP AT COLLECTION	# OF CONTAINERS	Unpreserved	H_2SO_4	HNO_3	HCl	NaOH	$Na_2S_2O_3$	Methanol	Other	Analysis Test (Y/N)	8260 VOCs	Alkalinity	TOC	Chloride, Sulfate	8015 Chloroethanol (Pace Dallas)	6010-Iron/Mn	Ferric Iron calc. (send field Ferrous)	Ammonia	Nitrate+Nitrite	Total Phosphate (Pace Dallas)	Sulfide	CO2 Calc (Alkalinity +pH)	Residual Chlorine (Y/N)	Pace Project No./ Lab I.D. 60218488
1	MW-175-201605	WT	G	5/3/16					3				X						X												N	60218294005
2	VP-07-201605	WT	G	5/3/16					3				X						X												N	007
3	VP-08-201605	WT	G	5/3/16					3				X						X												N	008
4																																
5																																
6																																
7																																
8																																
9																																
10																																
11																																
12																																

ADDITIONAL COMMENTS	RELINQUISHED BY / AFFILIATION	DATE	TIME	ACCEPTED BY / AFFILIATION	DATE	TIME	SAMPLE CONDITIONS: Temp in °C	Received on Ice (Y/N)	Custody Sealed Cooler (Y/N)	Samples Intact (Y/N)
Level IV data package required	Wendy Stonestreet RE	5/6/16	950	[signature]	5/4/16	05:05	3.7	Y	Y	Y
							2.3	Y	Y	Y

SAMPLER NAME AND SIGNATURE

PRINT Name of SAMPLER: Wendy Stonestreet

SIGNATURE of SAMPLER: [signature] DATE Signed (MM/DD/YY): 5/6/16

*Important Note: By signing this form you are accepting Pace's NET 30 day payment terms and agreeing to late charges of 1.5% per month for any invoices not paid within 30 days.

F-ALL-Q-020rev.07, 15-Feb-2007

Pace Analytical Services, Inc.
9608 Loiret Blvd.
Lenexa, KS 66219
(913)599-5665

June 14, 2016

Wendy Stonestreet
Ramboll Environ
7500 College Blvd Ste 925
Overland Park, KS 66210

RE: Project: Fort Smith, AR
Pace Project No.: 60218489

Dear Wendy Stonestreet:
Enclosed are the analytical results for sample(s) received by the laboratory on May 04, 2016. The results relate only to the samples included in this report. Results reported herein conform to the most current TNI standards and the laboratory's Quality Assurance Manual, where applicable, unless otherwise noted in the body of the report.

Revised Report Rev_1

If you have any questions concerning this report, please feel free to contact me.

Sincerely,

Colleen Clyne
colleen.clyne@pacelabs.com
Project Manager

Enclosures

cc: Tamara Gleason, Ramboll Environ

This report shall not be reproduced, except in full,
without the written consent of Pace Analytical Services, Inc..

Pace Analytical Services, Inc.
9608 Loiret Blvd.
Lenexa, KS 66219
(913)599-5665

CERTIFICATIONS

Project: Fort Smith, AR
Pace Project No.: 60218489

Kansas Certification IDs

9608 Loiret Boulevard, Lenexa, KS 66219
WY STR Certification #: 2456.01
Arkansas Certification #: 15-016-0
Illinois Certification #: 003097
Iowa Certification #: 118
Kansas/NELAP Certification #: E-10116
Louisiana Certification #: 03055
Nevada Certification #: KS000212008A
Oklahoma Certification #: 9205/9935
Texas Certification #: T104704407
Utah Certification #: KS00021
Kansas Field Laboratory Accreditation: # E-92587

REPORT OF LABORATORY ANALYSIS

This report shall not be reproduced, except in full,
without the written consent of Pace Analytical Services, Inc..

Pace Analytical Services, Inc.
9608 Loiret Blvd.
Lenexa, KS 66219
(913)599-5665

SAMPLE SUMMARY

Project: Fort Smith, AR
Pace Project No.: 60218489

Lab ID	Sample ID	Matrix	Date Collected	Date Received
60218294006	**MW-176-201605**	Water	05/03/16 13:20	05/04/16 05:05
60218294009	**VP-10-201605**	Water	05/03/16 13:35	05/04/16 05:05

This report shall not be reproduced, except in full,
without the written consent of Pace Analytical Services, Inc..

Pace Analytical Services, Inc.
9608 Loiret Blvd.
Lenexa, KS 66219
(913)599-5665

SAMPLE ANALYTE COUNT

Project: Fort Smith, AR
Pace Project No.: 60218489

Lab ID	Sample ID	Method	Analysts	Analytes Reported	Laboratory
60218294006	**MW-176-201605**	EPA 5030B/8260	PGH	38	PASI-K
60218294009	**VP-10-201605**	EPA 5030B/8260	PGH	38	PASI-K

This report shall not be reproduced, except in full,
without the written consent of Pace Analytical Services, Inc..

Pace Analytical Services, Inc.
9608 Loiret Blvd.
Lenexa, KS 66219
(913)599-5665

PROJECT NARRATIVE

Project: Fort Smith, AR
Pace Project No.: 60218489

Method: **EPA 5030B/8260**
Description: 8260 MSV
Client: Ramboll Environ_AR
Date: June 14, 2016

General Information:
2 samples were analyzed for EPA 5030B/8260. All samples were received in acceptable condition with any exceptions noted below or on the chain-of custody and/or the sample condition upon receipt form (SCUR) attached at the end of this report.

Hold Time:
The samples were analyzed within the method required hold times with any exceptions noted below.

Initial Calibrations (including MS Tune as applicable):
All criteria were within method requirements with any exceptions noted below.

Continuing Calibration:
All criteria were within method requirements with any exceptions noted below.

Internal Standards:
All internal standards were within QC limits with any exceptions noted below.

Surrogates:
All surrogates were within QC limits with any exceptions noted below.

Method Blank:
All analytes were below the report limit in the method blank, where applicable, with any exceptions noted below.

Laboratory Control Spike:
All laboratory control spike compounds were within QC limits with any exceptions noted below.

Matrix Spikes:
All percent recoveries and relative percent differences (RPDs) were within acceptance criteria with any exceptions noted below.

QC Batch: MSV/75668

A matrix spike/matrix spike duplicate was not performed due to insufficient sample volume.

Additional Comments:

This data package has been reviewed for quality and completeness and is approved for release.

This report shall not be reproduced, except in full,
without the written consent of Pace Analytical Services, Inc..

Pace Analytical Services, Inc.
9608 Loiret Blvd.
Lenexa, KS 66219
(913)599-5665

ANALYTICAL RESULTS

Project: Fort Smith, AR
Pace Project No.: 60218489

Sample: MW-176-201605 **Lab ID: 60218294006** Collected: 05/03/16 13:20 Received: 05/04/16 05:05 Matrix: Water

Parameters	Results	Units	Report Limit	MDL	DF	Prepared	Analyzed	CAS No.	Qual
8260 MSV	Analytical Method: EPA 5030B/8260								
Acetone	ND	ug/L	10.0	1.9	1		05/10/16 12:21	67-64-1	
Benzene	ND	ug/L	1.0	0.060	1		05/10/16 12:21	71-43-2	
Bromodichloromethane	ND	ug/L	1.0	0.19	1		05/10/16 12:21	75-27-4	
Bromoform	ND	ug/L	1.0	0.070	1		05/10/16 12:21	75-25-2	
Bromomethane	ND	ug/L	5.0	0.16	1		05/10/16 12:21	74-83-9	
2-Butanone (MEK)	ND	ug/L	10.0	0.59	1		05/10/16 12:21	78-93-3	
Carbon disulfide	ND	ug/L	5.0	0.12	1		05/10/16 12:21	75-15-0	
Carbon tetrachloride	ND	ug/L	1.0	0.18	1		05/10/16 12:21	56-23-5	
Chlorobenzene	ND	ug/L	1.0	0.21	1		05/10/16 12:21	108-90-7	
Chloroethane	ND	ug/L	1.0	0.15	1		05/10/16 12:21	75-00-3	
Chloroform	ND	ug/L	1.0	0.14	1		05/10/16 12:21	67-66-3	
Chloromethane	ND	ug/L	1.0	0.080	1		05/10/16 12:21	74-87-3	
Dibromochloromethane	ND	ug/L	1.0	0.21	1		05/10/16 12:21	124-48-1	
1,1-Dichloroethane	ND	ug/L	1.0	0.050	1		05/10/16 12:21	75-34-3	
1,2-Dichloroethane	ND	ug/L	1.0	0.12	1		05/10/16 12:21	107-06-2	
1,1-Dichloroethene	**3.3**	ug/L	1.0	0.20	1		05/10/16 12:21	75-35-4	
cis-1,2-Dichloroethene	**93.7**	ug/L	1.0	0.080	1		05/10/16 12:21	156-59-2	
trans-1,2-Dichloroethene	**0.80J**	ug/L	1.0	0.20	1		05/10/16 12:21	156-60-5	
1,2-Dichloropropane	ND	ug/L	1.0	0.16	1		05/10/16 12:21	78-87-5	
cis-1,3-Dichloropropene	ND	ug/L	1.0	0.14	1		05/10/16 12:21	10061-01-5	
trans-1,3-Dichloropropene	ND	ug/L	1.0	0.12	1		05/10/16 12:21	10061-02-6	
Ethylbenzene	ND	ug/L	1.0	0.18	1		05/10/16 12:21	100-41-4	
2-Hexanone	ND	ug/L	10.0	1.2	1		05/10/16 12:21	591-78-6	
Methylene chloride	ND	ug/L	1.0	0.15	1		05/10/16 12:21	75-09-2	
4-Methyl-2-pentanone (MIBK)	ND	ug/L	10.0	0.42	1		05/10/16 12:21	108-10-1	
Styrene	ND	ug/L	1.0	0.12	1		05/10/16 12:21	100-42-5	
1,1,2,2-Tetrachloroethane	ND	ug/L	1.0	0.15	1		05/10/16 12:21	79-34-5	
Tetrachloroethene	ND	ug/L	1.0	0.10	1		05/10/16 12:21	127-18-4	
Toluene	ND	ug/L	1.0	0.17	1		05/10/16 12:21	108-88-3	
1,1,1-Trichloroethane	ND	ug/L	1.0	0.11	1		05/10/16 12:21	71-55-6	
1,1,2-Trichloroethane	ND	ug/L	1.0	0.20	1		05/10/16 12:21	79-00-5	
Trichloroethene	**389**	ug/L	10.0	1.7	10		05/10/16 12:36	79-01-6	
Vinyl chloride	**0.45J**	ug/L	1.0	0.13	1		05/10/16 12:21	75-01-4	
Xylene (Total)	ND	ug/L	3.0	0.42	1		05/10/16 12:21	1330-20-7	
Surrogates									
4-Bromofluorobenzene (S)	100	%	77-130		1		05/10/16 12:21	460-00-4	
1,2-Dichloroethane-d4 (S)	101	%	81-127		1		05/10/16 12:21	17060-07-0	
Toluene-d8 (S)	97	%	80-120		1		05/10/16 12:21	2037-26-5	
Preservation pH	**1.0**		0.10	0.10	1		05/10/16 12:21		

REPORT OF LABORATORY ANALYSIS

This report shall not be reproduced, except in full,
without the written consent of Pace Analytical Services, Inc..

Pace Analytical Services, Inc.
9608 Loiret Blvd.
Lenexa, KS 66219
(913)599-5665

ANALYTICAL RESULTS

Project: Fort Smith, AR
Pace Project No.: 60218489

Sample: VP-10-201605 **Lab ID: 60218294009** Collected: 05/03/16 13:35 Received: 05/04/16 05:05 Matrix: Water

Parameters	Results	Units	Report Limit	MDL	DF	Prepared	Analyzed	CAS No.	Qual
8260 MSV	Analytical Method: EPA 5030B/8260								
Acetone	ND	ug/L	10.0	1.9	1		05/10/16 11:52	67-64-1	
Benzene	**0.23J**	ug/L	1.0	0.060	1		05/10/16 11:52	71-43-2	
Bromodichloromethane	ND	ug/L	1.0	0.19	1		05/10/16 11:52	75-27-4	
Bromoform	ND	ug/L	1.0	0.070	1		05/10/16 11:52	75-25-2	
Bromomethane	ND	ug/L	5.0	0.16	1		05/10/16 11:52	74-83-9	
2-Butanone (MEK)	ND	ug/L	10.0	0.59	1		05/10/16 11:52	78-93-3	
Carbon disulfide	**0.35J**	ug/L	5.0	0.12	1		05/10/16 11:52	75-15-0	
Carbon tetrachloride	ND	ug/L	1.0	0.18	1		05/10/16 11:52	56-23-5	
Chlorobenzene	ND	ug/L	1.0	0.21	1		05/10/16 11:52	108-90-7	
Chloroethane	ND	ug/L	1.0	0.15	1		05/10/16 11:52	75-00-3	
Chloroform	**1.9**	ug/L	1.0	0.14	1		05/10/16 11:52	67-66-3	
Chloromethane	ND	ug/L	1.0	0.080	1		05/10/16 11:52	74-87-3	
Dibromochloromethane	ND	ug/L	1.0	0.21	1		05/10/16 11:52	124-48-1	
1,1-Dichloroethane	ND	ug/L	1.0	0.050	1		05/10/16 11:52	75-34-3	
1,2-Dichloroethane	ND	ug/L	1.0	0.12	1		05/10/16 11:52	107-06-2	
1,1-Dichloroethene	**1.5**	ug/L	1.0	0.20	1		05/10/16 11:52	75-35-4	
cis-1,2-Dichloroethene	**13.1**	ug/L	1.0	0.080	1		05/10/16 11:52	156-59-2	
trans-1,2-Dichloroethene	**0.24J**	ug/L	1.0	0.20	1		05/10/16 11:52	156-60-5	
1,2-Dichloropropane	ND	ug/L	1.0	0.16	1		05/10/16 11:52	78-87-5	
cis-1,3-Dichloropropene	ND	ug/L	1.0	0.14	1		05/10/16 11:52	10061-01-5	
trans-1,3-Dichloropropene	ND	ug/L	1.0	0.12	1		05/10/16 11:52	10061-02-6	
Ethylbenzene	ND	ug/L	1.0	0.18	1		05/10/16 11:52	100-41-4	
2-Hexanone	ND	ug/L	10.0	1.2	1		05/10/16 11:52	591-78-6	
Methylene chloride	ND	ug/L	1.0	0.15	1		05/10/16 11:52	75-09-2	
4-Methyl-2-pentanone (MIBK)	ND	ug/L	10.0	0.42	1		05/10/16 11:52	108-10-1	
Styrene	ND	ug/L	1.0	0.12	1		05/10/16 11:52	100-42-5	
1,1,2,2-Tetrachloroethane	ND	ug/L	1.0	0.15	1		05/10/16 11:52	79-34-5	
Tetrachloroethene	ND	ug/L	1.0	0.10	1		05/10/16 11:52	127-18-4	
Toluene	**0.31J**	ug/L	1.0	0.17	1		05/10/16 11:52	108-88-3	
1,1,1-Trichloroethane	ND	ug/L	1.0	0.11	1		05/10/16 11:52	71-55-6	
1,1,2-Trichloroethane	ND	ug/L	1.0	0.20	1		05/10/16 11:52	79-00-5	
Trichloroethene	**376**	ug/L	5.0	0.85	5		05/10/16 12:07	79-01-6	
Vinyl chloride	**0.30J**	ug/L	1.0	0.13	1		05/10/16 11:52	75-01-4	
Xylene (Total)	ND	ug/L	3.0	0.42	1		05/10/16 11:52	1330-20-7	
Surrogates									
4-Bromofluorobenzene (S)	99	%	77-130		1		05/10/16 11:52	460-00-4	
1,2-Dichloroethane-d4 (S)	97	%	81-127		1		05/10/16 11:52	17060-07-0	
Toluene-d8 (S)	97	%	80-120		1		05/10/16 11:52	2037-26-5	
Preservation pH	**1.0**		0.10	0.10	1		05/10/16 11:52		

REPORT OF LABORATORY ANALYSIS

This report shall not be reproduced, except in full,
without the written consent of Pace Analytical Services, Inc..

Pace Analytical Services, Inc.
9608 Loiret Blvd.
Lenexa, KS 66219
(913)599-5665

QUALITY CONTROL DATA

Project: Fort Smith, AR
Pace Project No.: 60218489

QC Batch: MSV/75668
QC Batch Method: EPA 5030B/8260
Analysis Method: EPA 5030B/8260
Analysis Description: 8260 MSV Water 10 mL Purge
Associated Lab Samples: 60218294006, 60218294009

METHOD BLANK: 1754870
Matrix: Water
Associated Lab Samples: 60218294006, 60218294009

Parameter	Units	Blank Result	Reporting Limit	MDL	Analyzed	Qualifiers
1,1,1-Trichloroethane	ug/L	ND	1.0	0.11	05/10/16 08:16	
1,1,2,2-Tetrachloroethane	ug/L	ND	1.0	0.15	05/10/16 08:16	
1,1,2-Trichloroethane	ug/L	ND	1.0	0.20	05/10/16 08:16	
1,1-Dichloroethane	ug/L	ND	1.0	0.050	05/10/16 08:16	
1,1-Dichloroethene	ug/L	ND	1.0	0.20	05/10/16 08:16	
1,2-Dichloroethane	ug/L	ND	1.0	0.12	05/10/16 08:16	
1,2-Dichloropropane	ug/L	ND	1.0	0.16	05/10/16 08:16	
2-Butanone (MEK)	ug/L	ND	10.0	0.59	05/10/16 08:16	
2-Hexanone	ug/L	ND	10.0	1.2	05/10/16 08:16	
4-Methyl-2-pentanone (MIBK)	ug/L	ND	10.0	0.42	05/10/16 08:16	
Acetone	ug/L	ND	10.0	1.9	05/10/16 08:16	
Benzene	ug/L	ND	1.0	0.060	05/10/16 08:16	
Bromodichloromethane	ug/L	ND	1.0	0.19	05/10/16 08:16	
Bromoform	ug/L	ND	1.0	0.070	05/10/16 08:16	
Bromomethane	ug/L	ND	5.0	0.16	05/10/16 08:16	
Carbon disulfide	ug/L	ND	5.0	0.12	05/10/16 08:16	
Carbon tetrachloride	ug/L	ND	1.0	0.18	05/10/16 08:16	
Chlorobenzene	ug/L	ND	1.0	0.21	05/10/16 08:16	
Chloroethane	ug/L	ND	1.0	0.15	05/10/16 08:16	
Chloroform	ug/L	ND	1.0	0.14	05/10/16 08:16	
Chloromethane	ug/L	ND	1.0	0.080	05/10/16 08:16	
cis-1,2-Dichloroethene	ug/L	ND	1.0	0.080	05/10/16 08:16	
cis-1,3-Dichloropropene	ug/L	ND	1.0	0.14	05/10/16 08:16	
Dibromochloromethane	ug/L	ND	1.0	0.21	05/10/16 08:16	
Ethylbenzene	ug/L	ND	1.0	0.18	05/10/16 08:16	
Methylene chloride	ug/L	ND	1.0	0.15	05/10/16 08:16	
Styrene	ug/L	ND	1.0	0.12	05/10/16 08:16	
Tetrachloroethene	ug/L	ND	1.0	0.10	05/10/16 08:16	
Toluene	ug/L	ND	1.0	0.17	05/10/16 08:16	
trans-1,2-Dichloroethene	ug/L	ND	1.0	0.20	05/10/16 08:16	
trans-1,3-Dichloropropene	ug/L	ND	1.0	0.12	05/10/16 08:16	
Trichloroethene	ug/L	ND	1.0	0.17	05/10/16 08:16	
Vinyl chloride	ug/L	ND	1.0	0.13	05/10/16 08:16	
Xylene (Total)	ug/L	ND	3.0	0.42	05/10/16 08:16	
1,2-Dichloroethane-d4 (S)	%	105	81-127		05/10/16 08:16	
4-Bromofluorobenzene (S)	%	97	77-130		05/10/16 08:16	
Toluene-d8 (S)	%	99	80-120		05/10/16 08:16	

Results presented on this page are in the units indicated by the "Units" column except where an alternate unit is presented to the right of the result.

REPORT OF LABORATORY ANALYSIS

This report shall not be reproduced, except in full,
without the written consent of Pace Analytical Services, Inc..

Pace Analytical Services, Inc.
9608 Loiret Blvd.
Lenexa, KS 66219
(913)599-5665

QUALITY CONTROL DATA

Project: Fort Smith, AR
Pace Project No.: 60218489

LABORATORY CONTROL SAMPLE: 1754871

Parameter	Units	Spike Conc.	LCS Result	LCS % Rec	% Rec Limits	Qualifiers
1,1,1-Trichloroethane	ug/L	20	19.3	97	81-116	
1,1,2,2-Tetrachloroethane	ug/L	20	18.1	90	72-117	
1,1,2-Trichloroethane	ug/L	20	18.6	93	79-108	
1,1-Dichloroethane	ug/L	20	19.1	95	83-117	
1,1-Dichloroethene	ug/L	20	19.6	98	74-114	
1,2-Dichloroethane	ug/L	20	19.1	96	72-116	
1,2-Dichloropropane	ug/L	20	19.6	98	80-120	
2-Butanone (MEK)	ug/L	100	93.1	93	67-129	
2-Hexanone	ug/L	100	94.4	94	70-128	
4-Methyl-2-pentanone (MIBK)	ug/L	100	97.6	98	80-120	
Acetone	ug/L	100	101	101	56-142	
Benzene	ug/L	20	20.1	101	79-116	
Bromodichloromethane	ug/L	20	19.0	95	80-120	
Bromoform	ug/L	20	18.8	94	73-114	
Bromomethane	ug/L	20	22.1	111	49-153	
Carbon disulfide	ug/L	20	19.4	97	82-121	
Carbon tetrachloride	ug/L	20	18.6	93	80-116	
Chlorobenzene	ug/L	20	19.5	97	80-120	
Chloroethane	ug/L	20	19.5	97	67-124	
Chloroform	ug/L	20	19.5	98	79-120	
Chloromethane	ug/L	20	25.2	126	10-192	
cis-1,2-Dichloroethene	ug/L	20	18.7	93	80-120	
cis-1,3-Dichloropropene	ug/L	20	18.9	95	80-120	
Dibromochloromethane	ug/L	20	19.0	95	80-120	
Ethylbenzene	ug/L	20	19.3	96	80-120	
Methylene chloride	ug/L	20	20.2	101	80-120	
Styrene	ug/L	20	19.9	100	80-120	
Tetrachloroethene	ug/L	20	19.0	95	80-120	
Toluene	ug/L	20	19.5	97	80-120	
trans-1,2-Dichloroethene	ug/L	20	18.2	91	78-108	
trans-1,3-Dichloropropene	ug/L	20	19.1	96	85-120	
Trichloroethene	ug/L	20	19.0	95	76-114	
Vinyl chloride	ug/L	20	19.0	95	69-129	
Xylene (Total)	ug/L	60	59.4	99	80-120	
1,2-Dichloroethane-d4 (S)	%			96	81-127	
4-Bromofluorobenzene (S)	%			98	77-130	
Toluene-d8 (S)	%			99	80-120	

Results presented on this page are in the units indicated by the "Units" column except where an alternate unit is presented to the right of the result.

REPORT OF LABORATORY ANALYSIS

This report shall not be reproduced, except in full,
without the written consent of Pace Analytical Services, Inc..

Pace Analytical Services, Inc.
9608 Loiret Blvd.
Lenexa, KS 66219
(913)599-5665

QUALIFIERS

Project: Fort Smith, AR
Pace Project No.: 60218489

DEFINITIONS

DF - Dilution Factor, if reported, represents the factor applied to the reported data due to dilution of the sample aliquot.

ND - Not Detected at or above adjusted reporting limit.

J - Estimated concentration above the adjusted method detection limit and below the adjusted reporting limit.

MDL - Adjusted Method Detection Limit.

PQL - Practical Quantitation Limit.

RL - Reporting Limit.

S - Surrogate

1,2-Diphenylhydrazine decomposes to and cannot be separated from Azobenzene using Method 8270. The result for each analyte is a combined concentration.

Consistent with EPA guidelines, unrounded data are displayed and have been used to calculate % recovery and RPD values.

LCS(D) - Laboratory Control Sample (Duplicate)

MS(D) - Matrix Spike (Duplicate)

DUP - Sample Duplicate

RPD - Relative Percent Difference

NC - Not Calculable.

SG - Silica Gel - Clean-Up

U - Indicates the compound was analyzed for, but not detected.

N-Nitrosodiphenylamine decomposes and cannot be separated from Diphenylamine using Method 8270. The result reported for each analyte is a combined concentration.

Pace Analytical is TNI accredited. Contact your Pace PM for the current list of accredited analytes.

TNI - The NELAC Institute.

LABORATORIES

PASI-K Pace Analytical Services - Kansas City

BATCH QUALIFIERS

Batch: MSV/75668

[M5] A matrix spike/matrix spike duplicate was not performed for this batch due to insufficient sample volume.

This report shall not be reproduced, except in full,
without the written consent of Pace Analytical Services, Inc..

Pace Analytical Services, Inc.
9608 Loiret Blvd.
Lenexa, KS 66219
(913)599-5665

QUALITY CONTROL DATA CROSS REFERENCE TABLE

Project: Fort Smith, AR
Pace Project No.: 60218489

Lab ID	Sample ID	QC Batch Method	QC Batch	Analytical Method	Analytical Batch
60218294006	**MW-176-201605**	EPA 5030B/8260	MSV/75668		
60218294009	**VP-10-201605**	EPA 5030B/8260	MSV/75668		

This report shall not be reproduced, except in full,
without the written consent of Pace Analytical Services, Inc..

60218489

WO# : 60218489

60218489

Pace Analytical
www.pacelabs.com

Sample Condition Upon Receipt

CBK

Optional
Proj Due Date:
Proj Name:

Client Name: Environ

Courier: FedEx ☐ UPS ☐ VIA ☑ Clay ☐ PEX ☐ ECI ☐ Pace ☐ Other ☐ Client ☐

Tracking #: _____ Pace Shipping Label Used? Yes ☐ No ☑

Custody Seal on Cooler/Box Present: Yes ☑ No ☐ Seals intact: Yes ☑ No ☐

Packing Material: Bubble Wrap ☐ Bubble Bags ☑ Foam ☐ None ☐ Other ☐

Thermometer Used: CF +1.0 T-239 / CP 0.0 T-262 **Type of Ice:** Wet Blue None (circle one) ☐ Samples received on ice, cooling process has begun.

Cooler Temperature: 2.3/3.7

Temperature should be above freezing to 6°C

Date and initials of person examining contents: PV 5/4/16

Chain of Custody present:	☑Yes	☐No	☐N/A	1.
Chain of Custody filled out:	☑Yes	☐No	☐N/A	2.
Chain of Custody relinquished:	☑Yes	☐No	☐N/A	3.
Sampler name & signature on COC:	☑Yes	☐No	☐N/A	4.
Samples arrived within holding time:	☑Yes	☐No	☐N/A	5.
Short Hold Time analyses (<72hr):	☑Yes	☐No	☐N/A	6. NO2 NO3 Fe++ PH
Rush Turn Around Time requested:	☐Yes	☑No	☐N/A	7.
Sufficient volume:	☑Yes	☐No	☐N/A	8. Extra samples receive.
Correct containers used:	☑Yes	☐No	☐N/A	MW-175-201605 5/3/16 1050 3D 6PH 005
Pace containers used:	☑Yes	☐No	☐N/A	9. -176- 1320 006
Containers intact:	☑Yes	☐No	☐N/A	10. VP-07-201605 1120 007
Unpreserved 5035A soils frozen w/in 48hrs?	☐Yes	☐No	☑N/A	11. -08- 1130 008
Filtered volume received for dissolved tests?	☐Yes	☐No	☑N/A	12. -10- 1335 009
Sample labels match COC:	☑Yes	☐No	☐N/A	
Includes date/time/ID/analyses Matrix: WT				13.
All containers needing preservation have been checked.	☑Yes	☐No	☐N/A	
All containers needing preservation are found to be in compliance with EPA recommendation.	☑Yes	☐No	☐N/A	14.
Exceptions: VOA, Coliform, O&G, WI-DRO (water)	☑Yes	☐No		Initial when completed / Lot # of added preservative
Trip Blank present:	☐Yes	☑No	☐N/A	
Pace Trip Blank lot # (if purchased): _____				15.
Headspace in VOA vials (>6mm):	☐Yes	☑No	☐N/A	16.
Project sampled in USDA Regulated Area:	☐Yes	☐No	☑N/A	17. List State:
Additional labels attached to 5035A vials in the field?	☐Yes	☐No	☑N/A	18.

Client Notification/ Resolution: Copy COC to Client? Y / N Field Data Required? Y / N

Person Contacted: _____ Date/Time: _____

Comments/ Resolution: Emailed Wendy about extra samples. CBC 5/4/16
Per Wendy - will send missing COC tonight. CBC 5/4/16

Project Manager Review: CBC Date: 5/4/16

F-KS-C-003-Rev.9, 30June2015

CHAIN-OF-CUSTODY / Analytical Request Document

The Chain-of-Custody is a LEGAL DOCUMENT. All relevant fields must be completed accurately.

Pace Analytical™ www.pacelabs.com

Page: 1 of 1

Section A Required Client Information:

Company:	Environ
Address:	7500 College Blvd., Ste. 925
	Overland Park, KS 66210
Email To:	wstonestreet@environcorp.com
Phone: 913-553-5926	Fax:
Requested Due Date/TAT:	

Section B Required Project Information:

Report To:	Wendy Stonestreet
Copy To:	Tammy Gleason
Purchase Order No.:	NA
Project Name:	Fort Smith, AR
Project Number:	

Section C Invoice Information:

Attention:	Tammy Gleason
Company Name:	Environ
Address:	250 Monroe Ave. NW Grand Rapids
Pace Quote Reference:	Michigan, 49503
Pace Project Manager:	Colleen Clyne
Pace Profile #:	7444, line 1

REGULATORY AGENCY

☐ NPDES ☐ GROUND WATER ☐ DRINKING WATER

☐ UST ☐ RCRA ☑ OTHER ADEQ

Site Location STATE: AR

Requested Analysis Filtered (Y/N)

Section D Required Client Information

Valid Matrix Codes

MATRIX	CODE
DRINKING WATER	DW
WATER	WT
WASTE WATER	WW
PRODUCT	P
SOIL/SOLID	SL
OIL	OL
WIPE	WP
AIR	AR
OTHER	OT
TISSUE	TS

SAMPLE ID
(A-Z, 0-9 / ,-)
Sample IDs MUST BE UNIQUE

ITEM #	MATRIX CODE (see valid codes to left)	SAMPLE TYPE (G=GRAB C=COMP)	COLLECTED COMPOSITE START DATE	COLLECTED COMPOSITE START TIME	COLLECTED COMPOSITE END/GRAB DATE	COLLECTED COMPOSITE END/GRAB TIME	SAMPLE TEMP AT COLLECTION	# OF CONTAINERS	Preservatives: Unpreserved	H_2SO_4	HNO_3	HCl	NaOH	$Na_2S_2O_3$	Methanol	Other	Analysis Test Y/N	8260 VOCs	Alkalinity	TOC	Chloride, Sulfate	8015 Chloroethanol (Pace Dallas)	6010-Iron/Mn	Ferric Iron calc. (send field Ferrous)	Ammonia	Nitrate+Nitrite	Total Phosphate (Pace Dallas)	Sulfide	CO2 Calc (Alkalinity + field pH)	Residual Chlorine (Y/N)	Pace Project No./ Lab I.D.
1	WT	G	5/3/16	1320				3				X						X											N	60218294006
2	WT	G	5/3/16	1335				3				X						X											N	009
3																														
4																														
5																														
6																														
7																														
8																														
9																														
10																														
11																														
12																														

Pace Project No./ Lab I.D.

ADDITIONAL COMMENTS	RELINQUISHED BY / AFFILIATION	DATE	TIME	ACCEPTED BY / AFFILIATION	DATE	TIME	SAMPLE CONDITIONS			
	Wendy Stonestreet/E	5/3/16	1850		5/4/16	05:05	3.7	Y	Y	Y
							2.3	Y	Y	Y

SAMPLER NAME AND SIGNATURE

PRINT Name of SAMPLER: Wendy Stonestreet

SIGNATURE of SAMPLER: [signature] DATE Signed (MM/DD/YY): 5/6/16

Temp in °C | Received on Ice (Y/N) | Custody Sealed Cooler (Y/N) | Samples Intact (Y/N)

*Important Note: By signing this form you are accepting Pace's NET 30 day payment terms and agreeing to late charges of 1.5% per month for any invoices not paid within 30 days.

F-ALL-Q-020rev.07, 15-Feb-2007

Pace Analytical Services, Inc.
9608 Loiret Blvd.
Lenexa, KS 66219
(913)599-5665

May 24, 2016

Wendy Stonestreet
Ramboll Environ
7500 College Blvd Ste 925
Overland Park, KS 66210

RE: Project: Fort Smith, AR
Pace Project No.: 60218530

Dear Wendy Stonestreet:
Enclosed are the analytical results for sample(s) received by the laboratory on May 06, 2016. The results relate only to the samples included in this report. Results reported herein conform to the most current TNI standards and the laboratory's Quality Assurance Manual, where applicable, unless otherwise noted in the body of the report.

If you have any questions concerning this report, please feel free to contact me.

Sincerely,

Colleen Clyne
colleen.clyne@pacelabs.com
Project Manager

Enclosures

cc: Tamara Gleason, Ramboll Environ

This report shall not be reproduced, except in full,
without the written consent of Pace Analytical Services, Inc..

Pace Analytical Services, Inc.
9608 Loiret Blvd.
Lenexa, KS 66219
(913)599-5665

CERTIFICATIONS

Project: Fort Smith, AR
Pace Project No.: 60218530

Kansas Certification IDs

9608 Loiret Boulevard, Lenexa, KS 66219
WY STR Certification #: 2456.01
Arkansas Certification #: 15-016-0
Illinois Certification #: 003097
Iowa Certification #: 118
Kansas/NELAP Certification #: E-10116
Louisiana Certification #: 03055
Nevada Certification #: KS000212008A
Oklahoma Certification #: 9205/9935
Texas Certification #: T104704407
Utah Certification #: KS00021
Kansas Field Laboratory Accreditation: # E-92587

Dallas Certification IDs:

400 West Bethany Dr Suite 190, Allen, TX 75013
EPA# TX00074
Texas Certification #: T104704232-15-12
Texas Certification #: T104704232-14-8
Kansas Certification #: E-10388
Arkansas Certification #: 88-0647
Oklahoma Certification #: 2014-055
Louisiana Certification #: 02007

This report shall not be reproduced, except in full,
without the written consent of Pace Analytical Services, Inc..

Pace Analytical Services, Inc.
9608 Loiret Blvd.
Lenexa, KS 66219
(913)599-5665

SAMPLE SUMMARY

Project: Fort Smith, AR
Pace Project No.: 60218530

Lab ID	Sample ID	Matrix	Date Collected	Date Received
60218530001	**MW-97-201605**	Water	05/05/16 09:30	05/06/16 09:51
60218530002	**EB-08-201605**	Water	05/05/16 15:32	05/06/16 09:51

This report shall not be reproduced, except in full,
without the written consent of Pace Analytical Services, Inc..

Pace Analytical Services, Inc.
9608 Loiret Blvd.
Lenexa, KS 66219
(913)599-5665

SAMPLE ANALYTE COUNT

Project: Fort Smith, AR
Pace Project No.: 60218530

Lab ID	Sample ID	Method	Analysts	Analytes Reported	Laboratory
60218530001	**MW-97-201605**	EPA 8015 - Alcohol	MS1	1	PASI-D
		EPA 6010	SMW	2	PASI-K
		EPA 5030B/8260	PGH	38	PASI-K
		SM 2320B	HMM	3	PASI-K
		SM 3500-Fe B#4	TJG	1	PASI-K
		SM 4500-H+B	TJG	1	PASI-K
		SM 4500-S-2 D	HMM	1	PASI-K
		EPA 300.0	OL	2	PASI-K
		EPA 350.1	RAB	1	PASI-K
		EPA 353.2	CRS	3	PASI-K
		SM 4500-CO2 D	TJG	1	PASI-K
		SM 5310C	LDB	1	PASI-K
		SM 4500-P E	AR1	1	PASI-D
60218530002	**EB-08-201605**	EPA 5030B/8260	PGH	38	PASI-K

This report shall not be reproduced, except in full,
without the written consent of Pace Analytical Services, Inc..

Pace Analytical Services, Inc.
9608 Loiret Blvd.
Lenexa, KS 66219
(913)599-5665

PROJECT NARRATIVE

Project: Fort Smith, AR
Pace Project No.: 60218530

Method: **EPA 8015 - Alcohol**
Description: Alcohol by Direct Inject GCFID
Client: Ramboll Environ_AR
Date: May 24, 2016

General Information:
1 sample was analyzed for EPA 8015 - Alcohol. All samples were received in acceptable condition with any exceptions noted below or on the chain-of custody and/or the sample condition upon receipt form (SCUR) attached at the end of this report.

Hold Time:
The samples were analyzed within the method required hold times with any exceptions noted below.

Initial Calibrations (including MS Tune as applicable):
All criteria were within method requirements with any exceptions noted below.

Continuing Calibration:
All criteria were within method requirements with any exceptions noted below.

Surrogates:
All surrogates were within QC limits with any exceptions noted below.

Method Blank:
All analytes were below the report limit in the method blank, where applicable, with any exceptions noted below.

Laboratory Control Spike:
All laboratory control spike compounds were within QC limits with any exceptions noted below.

Matrix Spikes:
All percent recoveries and relative percent differences (RPDs) were within acceptance criteria with any exceptions noted below.

Additional Comments:

This report shall not be reproduced, except in full,
without the written consent of Pace Analytical Services, Inc..

Pace Analytical Services, Inc.
9608 Loiret Blvd.
Lenexa, KS 66219
(913)599-5665

PROJECT NARRATIVE

Project: Fort Smith, AR
Pace Project No.: 60218530

Method: **EPA 6010**
Description: 6010 MET ICP
Client: Ramboll Environ_AR
Date: May 24, 2016

General Information:
1 sample was analyzed for EPA 6010. All samples were received in acceptable condition with any exceptions noted below or on the chain-of custody and/or the sample condition upon receipt form (SCUR) attached at the end of this report.

Hold Time:
The samples were analyzed within the method required hold times with any exceptions noted below.

Sample Preparation:
The samples were prepared in accordance with EPA 3010 with any exceptions noted below.

Initial Calibrations (including MS Tune as applicable):
All criteria were within method requirements with any exceptions noted below.

Continuing Calibration:
All criteria were within method requirements with any exceptions noted below.

Method Blank:
All analytes were below the report limit in the method blank, where applicable, with any exceptions noted below.

QC Batch: MPRP/35833

B: Analyte was detected in the associated method blank.
- BLANK for HBN 429562 [MPRP/358 (Lab ID: 1754898)
  - Manganese

Laboratory Control Spike:
All laboratory control spike compounds were within QC limits with any exceptions noted below.

Matrix Spikes:
All percent recoveries and relative percent differences (RPDs) were within acceptance criteria with any exceptions noted below.

Additional Comments:

This report shall not be reproduced, except in full,
without the written consent of Pace Analytical Services, Inc..

Pace Analytical Services, Inc.
9608 Loiret Blvd.
Lenexa, KS 66219
(913)599-5665

PROJECT NARRATIVE

Project: Fort Smith, AR
Pace Project No.: 60218530

Method: **EPA 5030B/8260**
Description: 8260 MSV
Client: Ramboll Environ_AR
Date: May 24, 2016

General Information:
2 samples were analyzed for EPA 5030B/8260. All samples were received in acceptable condition with any exceptions noted below or on the chain-of custody and/or the sample condition upon receipt form (SCUR) attached at the end of this report.

Hold Time:
The samples were analyzed within the method required hold times with any exceptions noted below.

Initial Calibrations (including MS Tune as applicable):
All criteria were within method requirements with any exceptions noted below.

Continuing Calibration:
All criteria were within method requirements with any exceptions noted below.

Internal Standards:
All internal standards were within QC limits with any exceptions noted below.

Surrogates:
All surrogates were within QC limits with any exceptions noted below.

Method Blank:
All analytes were below the report limit in the method blank, where applicable, with any exceptions noted below.

Laboratory Control Spike:
All laboratory control spike compounds were within QC limits with any exceptions noted below.

Matrix Spikes:
All percent recoveries and relative percent differences (RPDs) were within acceptance criteria with any exceptions noted below.

QC Batch: MSV/75721

A matrix spike and/or matrix spike duplicate (MS/MSD) were performed on the following sample(s): 60218544005

M1: Matrix spike recovery exceeded QC limits. Batch accepted based on laboratory control sample (LCS) recovery.

- MS (Lab ID: 1756183)
  - Styrene
- MSD (Lab ID: 1756184)
  - Styrene

Additional Comments:

REPORT OF LABORATORY ANALYSIS

This report shall not be reproduced, except in full,
without the written consent of Pace Analytical Services, Inc..

Pace Analytical Services, Inc.
9608 Loiret Blvd.
Lenexa, KS 66219
(913)599-5665

PROJECT NARRATIVE

Project: Fort Smith, AR
Pace Project No.: 60218530

Method: **SM 2320B**
Description: 2320B Alkalinity
Client: Ramboll Environ_AR
Date: May 24, 2016

General Information:
1 sample was analyzed for SM 2320B. All samples were received in acceptable condition with any exceptions noted below or on the chain-of custody and/or the sample condition upon receipt form (SCUR) attached at the end of this report.

Hold Time:
The samples were analyzed within the method required hold times with any exceptions noted below.

Method Blank:
All analytes were below the report limit in the method blank, where applicable, with any exceptions noted below.

Laboratory Control Spike:
All laboratory control spike compounds were within QC limits with any exceptions noted below.

Matrix Spikes:
All percent recoveries and relative percent differences (RPDs) were within acceptance criteria with any exceptions noted below.

Duplicate Sample:
All duplicate sample results were within method acceptance criteria with any exceptions noted below.

Additional Comments:

This report shall not be reproduced, except in full,
without the written consent of Pace Analytical Services, Inc..

Pace Analytical Services, Inc.
9608 Loiret Blvd.
Lenexa, KS 66219
(913)599-5665

PROJECT NARRATIVE

Project: Fort Smith, AR
Pace Project No.: 60218530

Method: **SM 3500-Fe B#4**
Description: Iron, Ferric (Calculation)
Client: Ramboll Environ_AR
Date: May 24, 2016

General Information:
1 sample was analyzed for SM 3500-Fe B#4. All samples were received in acceptable condition with any exceptions noted below or on the chain-of custody and/or the sample condition upon receipt form (SCUR) attached at the end of this report.

Hold Time:
The samples were analyzed within the method required hold times with any exceptions noted below.

Method Blank:
All analytes were below the report limit in the method blank, where applicable, with any exceptions noted below.

Laboratory Control Spike:
All laboratory control spike compounds were within QC limits with any exceptions noted below.

Matrix Spikes:
All percent recoveries and relative percent differences (RPDs) were within acceptance criteria with any exceptions noted below.

Additional Comments:

Batch Comments:

Ferrous Fe performed in the field
- QC Batch: WET / 61838

This report shall not be reproduced, except in full,
without the written consent of Pace Analytical Services, Inc..

Pace Analytical Services, Inc.
9608 Loiret Blvd.
Lenexa, KS 66219
(913)599-5665

PROJECT NARRATIVE

Project: Fort Smith, AR
Pace Project No.: 60218530

Method: **SM 4500-H+B**
Description: 4500H+ pH, Electrometric
Client: Ramboll Environ_AR
Date: May 24, 2016

General Information:
1 sample was analyzed for SM 4500-H+B. All samples were received in acceptable condition with any exceptions noted below or on the chain-of custody and/or the sample condition upon receipt form (SCUR) attached at the end of this report.

Hold Time:
The samples were analyzed within the method required hold times with any exceptions noted below.

H6: Analysis initiated outside of the 15 minute EPA required holding time.
- MW-97-201605 (Lab ID: 60218530001)

Method Blank:
All analytes were below the report limit in the method blank, where applicable, with any exceptions noted below.

Laboratory Control Spike:
All laboratory control spike compounds were within QC limits with any exceptions noted below.

Matrix Spikes:
All percent recoveries and relative percent differences (RPDs) were within acceptance criteria with any exceptions noted below.

Additional Comments:

Analyte Comments:

QC Batch: WET/61983

1e: Field pH
- MW-97-201605 (Lab ID: 60218530001)
  - pH at 25 Degrees C

This report shall not be reproduced, except in full,
without the written consent of Pace Analytical Services, Inc..

Pace Analytical Services, Inc.
9608 Loiret Blvd.
Lenexa, KS 66219
(913)599-5665

PROJECT NARRATIVE

Project: Fort Smith, AR
Pace Project No.: 60218530

Method: **SM 4500-S-2 D**
Description: 4500S2D Sulfide, Total
Client: Ramboll Environ_AR
Date: May 24, 2016

General Information:
1 sample was analyzed for SM 4500-S-2 D. All samples were received in acceptable condition with any exceptions noted below or on the chain-of custody and/or the sample condition upon receipt form (SCUR) attached at the end of this report.

Hold Time:
The samples were analyzed within the method required hold times with any exceptions noted below.

Method Blank:
All analytes were below the report limit in the method blank, where applicable, with any exceptions noted below.

Laboratory Control Spike:
All laboratory control spike compounds were within QC limits with any exceptions noted below.

Matrix Spikes:
All percent recoveries and relative percent differences (RPDs) were within acceptance criteria with any exceptions noted below.

Duplicate Sample:
All duplicate sample results were within method acceptance criteria with any exceptions noted below.

Additional Comments:

This report shall not be reproduced, except in full,
without the written consent of Pace Analytical Services, Inc..

Pace Analytical Services, Inc.
9608 Loiret Blvd.
Lenexa, KS 66219
(913)599-5665

PROJECT NARRATIVE

Project: Fort Smith, AR
Pace Project No.: 60218530

Method: **EPA 300.0**
Description: 300.0 IC Anions 28 Days
Client: Ramboll Environ_AR
Date: May 24, 2016

General Information:
1 sample was analyzed for EPA 300.0. All samples were received in acceptable condition with any exceptions noted below or on the chain-of custody and/or the sample condition upon receipt form (SCUR) attached at the end of this report.

Hold Time:
The samples were analyzed within the method required hold times with any exceptions noted below.

Initial Calibrations (including MS Tune as applicable):
All criteria were within method requirements with any exceptions noted below.

Continuing Calibration:
All criteria were within method requirements with any exceptions noted below.

Method Blank:
All analytes were below the report limit in the method blank, where applicable, with any exceptions noted below.

Laboratory Control Spike:
All laboratory control spike compounds were within QC limits with any exceptions noted below.

Matrix Spikes:
All percent recoveries and relative percent differences (RPDs) were within acceptance criteria with any exceptions noted below.

Additional Comments:

This report shall not be reproduced, except in full,
without the written consent of Pace Analytical Services, Inc..

Pace Analytical Services, Inc.
9608 Loiret Blvd.
Lenexa, KS 66219
(913)599-5665

PROJECT NARRATIVE

Project: Fort Smith, AR
Pace Project No.: 60218530

Method: **EPA 350.1**
Description: 350.1 Ammonia
Client: Ramboll Environ_AR
Date: May 24, 2016

General Information:
1 sample was analyzed for EPA 350.1. All samples were received in acceptable condition with any exceptions noted below or on the chain-of custody and/or the sample condition upon receipt form (SCUR) attached at the end of this report.

Hold Time:
The samples were analyzed within the method required hold times with any exceptions noted below.

Initial Calibrations (including MS Tune as applicable):
All criteria were within method requirements with any exceptions noted below.

Continuing Calibration:
All criteria were within method requirements with any exceptions noted below.

Method Blank:
All analytes were below the report limit in the method blank, where applicable, with any exceptions noted below.

Laboratory Control Spike:
All laboratory control spike compounds were within QC limits with any exceptions noted below.

Matrix Spikes:
All percent recoveries and relative percent differences (RPDs) were within acceptance criteria with any exceptions noted below.

Duplicate Sample:
All duplicate sample results were within method acceptance criteria with any exceptions noted below.

Additional Comments:

This report shall not be reproduced, except in full,
without the written consent of Pace Analytical Services, Inc..

Pace Analytical Services, Inc.
9608 Loiret Blvd.
Lenexa, KS 66219
(913)599-5665

PROJECT NARRATIVE

Project: Fort Smith, AR
Pace Project No.: 60218530

Method: **EPA 353.2**
Description: 353.2 Nitrogen, NO2/NO3 unpres
Client: Ramboll Environ_AR
Date: May 24, 2016

General Information:
1 sample was analyzed for EPA 353.2. All samples were received in acceptable condition with any exceptions noted below or on the chain-of custody and/or the sample condition upon receipt form (SCUR) attached at the end of this report.

Hold Time:
The samples were analyzed within the method required hold times with any exceptions noted below.

Initial Calibrations (including MS Tune as applicable):
All criteria were within method requirements with any exceptions noted below.

Continuing Calibration:
All criteria were within method requirements with any exceptions noted below.

Method Blank:
All analytes were below the report limit in the method blank, where applicable, with any exceptions noted below.

Laboratory Control Spike:
All laboratory control spike compounds were within QC limits with any exceptions noted below.

Matrix Spikes:
All percent recoveries and relative percent differences (RPDs) were within acceptance criteria with any exceptions noted below.

QC Batch: WETA/39335

A matrix spike and/or matrix spike duplicate (MS/MSD) were performed on the following sample(s): 60218440002,60218530001

M1: Matrix spike recovery exceeded QC limits. Batch accepted based on laboratory control sample (LCS) recovery.

- MS (Lab ID: 1753456)
  - Nitrogen, Nitrite

Duplicate Sample:
All duplicate sample results were within method acceptance criteria with any exceptions noted below.

Additional Comments:

This report shall not be reproduced, except in full,
without the written consent of Pace Analytical Services, Inc..

Pace Analytical Services, Inc.
9608 Loiret Blvd.
Lenexa, KS 66219
(913)599-5665

PROJECT NARRATIVE

Project: Fort Smith, AR
Pace Project No.: 60218530

Method: **SM 4500-CO2 D**
Description: Total Carbon Dioxide Calc
Client: Ramboll Environ_AR
Date: May 24, 2016

General Information:
1 sample was analyzed for SM 4500-CO2 D. All samples were received in acceptable condition with any exceptions noted below or on the chain-of custody and/or the sample condition upon receipt form (SCUR) attached at the end of this report.

Hold Time:
The samples were analyzed within the method required hold times with any exceptions noted below.

Initial Calibrations (including MS Tune as applicable):
All criteria were within method requirements with any exceptions noted below.

Continuing Calibration:
All criteria were within method requirements with any exceptions noted below.

Method Blank:
All analytes were below the report limit in the method blank, where applicable, with any exceptions noted below.

Laboratory Control Spike:
All laboratory control spike compounds were within QC limits with any exceptions noted below.

Matrix Spikes:
All percent recoveries and relative percent differences (RPDs) were within acceptance criteria with any exceptions noted below.

Additional Comments:

This report shall not be reproduced, except in full,
without the written consent of Pace Analytical Services, Inc..

Pace Analytical Services, Inc.
9608 Loiret Blvd.
Lenexa, KS 66219
(913)599-5665

PROJECT NARRATIVE

Project: Fort Smith, AR
Pace Project No.: 60218530

Method: **SM 5310C**
Description: 5310C TOC
Client: Ramboll Environ_AR
Date: May 24, 2016

General Information:
1 sample was analyzed for SM 5310C. All samples were received in acceptable condition with any exceptions noted below or on the chain-of custody and/or the sample condition upon receipt form (SCUR) attached at the end of this report.

Hold Time:
The samples were analyzed within the method required hold times with any exceptions noted below.

Initial Calibrations (including MS Tune as applicable):
All criteria were within method requirements with any exceptions noted below.

Continuing Calibration:
All criteria were within method requirements with any exceptions noted below.

Method Blank:
All analytes were below the report limit in the method blank, where applicable, with any exceptions noted below.

QC Batch: WETA/39439

B: Analyte was detected in the associated method blank.

- BLANK for HBN 429986 [WETA/394 (Lab ID: 1756867)
  - Total Organic Carbon

Laboratory Control Spike:
All laboratory control spike compounds were within QC limits with any exceptions noted below.

Matrix Spikes:
All percent recoveries and relative percent differences (RPDs) were within acceptance criteria with any exceptions noted below.

Duplicate Sample:
All duplicate sample results were within method acceptance criteria with any exceptions noted below.

Additional Comments:

This report shall not be reproduced, except in full,
without the written consent of Pace Analytical Services, Inc..

Pace Analytical Services, Inc.
9608 Loiret Blvd.
Lenexa, KS 66219
(913)599-5665

PROJECT NARRATIVE

Project: Fort Smith, AR
Pace Project No.: 60218530

Method: **SM 4500-P E**
Description: SM4500P-E, Total Phosphorus
Client: Ramboll Environ_AR
Date: May 24, 2016

General Information:
1 sample was analyzed for SM 4500-P E. All samples were received in acceptable condition with any exceptions noted below or on the chain-of custody and/or the sample condition upon receipt form (SCUR) attached at the end of this report.

Hold Time:
The samples were analyzed within the method required hold times with any exceptions noted below.

Sample Preparation:
The samples were prepared in accordance with SM4500-P B with any exceptions noted below.

Initial Calibrations (including MS Tune as applicable):
All criteria were within method requirements with any exceptions noted below.

Continuing Calibration:
All criteria were within method requirements with any exceptions noted below.

Method Blank:
All analytes were below the report limit in the method blank, where applicable, with any exceptions noted below.

Laboratory Control Spike:
All laboratory control spike compounds were within QC limits with any exceptions noted below.

Matrix Spikes:
All percent recoveries and relative percent differences (RPDs) were within acceptance criteria with any exceptions noted below.

QC Batch: WETA/11531

A matrix spike and/or matrix spike duplicate (MS/MSD) were performed on the following sample(s): 60218544005,60218544009

M1: Matrix spike recovery exceeded QC limits. Batch accepted based on laboratory control sample (LCS) recovery.

- MSD (Lab ID: 227855)
  - Phosphate as P04

R1: RPD value was outside control limits.

- MSD (Lab ID: 227855)
  - Phosphate as P04

Additional Comments:

This data package has been reviewed for quality and completeness and is approved for release.

This report shall not be reproduced, except in full,
without the written consent of Pace Analytical Services, Inc..

Pace Analytical Services, Inc.
9608 Loiret Blvd.
Lenexa, KS 66219
(913)599-5665

ANALYTICAL RESULTS

Project: Fort Smith, AR
Pace Project No.: 60218530

Sample: MW-97-201605 **Lab ID: 60218530001** Collected: 05/05/16 09:30 Received: 05/06/16 09:51 Matrix: Water

Parameters	Results	Units	Report Limit	MDL	DF	Prepared	Analyzed	CAS No.	Qual
Alcohol by Direct Inject GCFID	Analytical Method: EPA 8015 - Alcohol								
2-Chloroethanol	ND	ug/L	10000	1530	1		05/11/16 22:32	107-07-3	
6010 MET ICP	Analytical Method: EPA 6010 Preparation Method: EPA 3010								
Iron	**252**	ug/L	50.0	8.8	1	05/09/16 16:50	05/10/16 11:45	7439-89-6	
Manganese	**15.9**	ug/L	5.0	0.25	1	05/09/16 16:50	05/10/16 11:45	7439-96-5	B
8260 MSV	Analytical Method: EPA 5030B/8260								
Acetone	ND	ug/L	10.0	1.9	1		05/11/16 23:19	67-64-1	
Benzene	ND	ug/L	1.0	0.060	1		05/11/16 23:19	71-43-2	
Bromodichloromethane	ND	ug/L	1.0	0.19	1		05/11/16 23:19	75-27-4	
Bromoform	ND	ug/L	1.0	0.070	1		05/11/16 23:19	75-25-2	
Bromomethane	ND	ug/L	5.0	0.16	1		05/11/16 23:19	74-83-9	
2-Butanone (MEK)	ND	ug/L	10.0	0.59	1		05/11/16 23:19	78-93-3	
Carbon disulfide	ND	ug/L	5.0	0.12	1		05/11/16 23:19	75-15-0	
Carbon tetrachloride	ND	ug/L	1.0	0.18	1		05/11/16 23:19	56-23-5	
Chlorobenzene	ND	ug/L	1.0	0.21	1		05/11/16 23:19	108-90-7	
Chloroethane	ND	ug/L	1.0	0.15	1		05/11/16 23:19	75-00-3	
Chloroform	ND	ug/L	1.0	0.14	1		05/11/16 23:19	67-66-3	
Chloromethane	ND	ug/L	1.0	0.080	1		05/11/16 23:19	74-87-3	
Dibromochloromethane	ND	ug/L	1.0	0.21	1		05/11/16 23:19	124-48-1	
1,1-Dichloroethane	ND	ug/L	1.0	0.050	1		05/11/16 23:19	75-34-3	
1,2-Dichloroethane	ND	ug/L	1.0	0.12	1		05/11/16 23:19	107-06-2	
1,1-Dichloroethene	ND	ug/L	1.0	0.20	1		05/11/16 23:19	75-35-4	
cis-1,2-Dichloroethene	**0.28J**	ug/L	1.0	0.080	1		05/11/16 23:19	156-59-2	
trans-1,2-Dichloroethene	ND	ug/L	1.0	0.20	1		05/11/16 23:19	156-60-5	
1,2-Dichloropropane	ND	ug/L	1.0	0.16	1		05/11/16 23:19	78-87-5	
cis-1,3-Dichloropropene	ND	ug/L	1.0	0.14	1		05/11/16 23:19	10061-01-5	
trans-1,3-Dichloropropene	ND	ug/L	1.0	0.12	1		05/11/16 23:19	10061-02-6	
Ethylbenzene	ND	ug/L	1.0	0.18	1		05/11/16 23:19	100-41-4	
2-Hexanone	ND	ug/L	10.0	1.2	1		05/11/16 23:19	591-78-6	
Methylene chloride	ND	ug/L	1.0	0.15	1		05/11/16 23:19	75-09-2	
4-Methyl-2-pentanone (MIBK)	ND	ug/L	10.0	0.42	1		05/11/16 23:19	108-10-1	
Styrene	ND	ug/L	1.0	0.12	1		05/11/16 23:19	100-42-5	
1,1,2,2-Tetrachloroethane	ND	ug/L	1.0	0.15	1		05/11/16 23:19	79-34-5	
Tetrachloroethene	ND	ug/L	1.0	0.10	1		05/11/16 23:19	127-18-4	
Toluene	ND	ug/L	1.0	0.17	1		05/11/16 23:19	108-88-3	
1,1,1-Trichloroethane	ND	ug/L	1.0	0.11	1		05/11/16 23:19	71-55-6	
1,1,2-Trichloroethane	ND	ug/L	1.0	0.20	1		05/11/16 23:19	79-00-5	
Trichloroethene	ND	ug/L	1.0	0.17	1		05/11/16 23:19	79-01-6	
Vinyl chloride	ND	ug/L	1.0	0.13	1		05/11/16 23:19	75-01-4	
Xylene (Total)	ND	ug/L	3.0	0.42	1		05/11/16 23:19	1330-20-7	
Surrogates									
4-Bromofluorobenzene (S)	99	%	77-130		1		05/11/16 23:19	460-00-4	
1,2-Dichloroethane-d4 (S)	101	%	81-127		1		05/11/16 23:19	17060-07-0	
Toluene-d8 (S)	100	%	80-120		1		05/11/16 23:19	2037-26-5	
Preservation pH	**1.0**		0.10	0.10	1		05/11/16 23:19		

REPORT OF LABORATORY ANALYSIS

This report shall not be reproduced, except in full,
without the written consent of Pace Analytical Services, Inc..

Pace Analytical Services, Inc.
9608 Loiret Blvd.
Lenexa, KS 66219
(913)599-5665

ANALYTICAL RESULTS

Project: Fort Smith, AR
Pace Project No.: 60218530

Sample: MW-97-201605 **Lab ID: 60218530001** Collected: 05/05/16 09:30 Received: 05/06/16 09:51 Matrix: Water

Parameters	Results	Units	Report Limit	MDL	DF	Prepared	Analyzed	CAS No.	Qual
2320B Alkalinity	Analytical Method: SM 2320B								
Alkalinity,Bicarbonate (CaCO3)	**67.7**	mg/L	20.0	2.0	1		05/16/16 10:00		
Alkalinity, Carbonate (CaCO3)	ND	mg/L	20.0	2.0	1		05/16/16 10:00		
Alkalinity, Total as CaCO3	**67.7**	mg/L	20.0	2.0	1		05/16/16 10:00		
Iron, Ferric (Calculation)	Analytical Method: SM 3500-Fe B#4								
Iron, Ferric	**0.24**	mg/L	0.20		1		05/17/12 00:00	7439-89-6	
4500H+ pH, Electrometric	Analytical Method: SM 4500-H+B								
pH at 25 Degrees C	**6.1**	Std. Units	0.10	0.10	1		05/23/16 00:00		1e,H6
4500S2D Sulfide, Total	Analytical Method: SM 4500-S-2 D								
Sulfide, Total	ND	mg/L	0.050	0.012	1		05/12/16 12:21	18496-25-8	
300.0 IC Anions 28 Days	Analytical Method: EPA 300.0								
Chloride	**8.9**	mg/L	1.0	0.50	1		05/12/16 09:40	16887-00-6	
Sulfate	**46.4**	mg/L	5.0	1.2	5		05/12/16 10:27	14808-79-8	
350.1 Ammonia	Analytical Method: EPA 350.1								
Nitrogen, Ammonia	ND	mg/L	0.10	0.046	1		05/09/16 19:36	7664-41-7	
353.2 Nitrogen, NO2/NO3 unpres	Analytical Method: EPA 353.2								
Nitrogen, Nitrate	**0.54**	mg/L	0.10	0.012	1		05/06/16 17:13		
Nitrogen, Nitrite	ND	mg/L	0.10	0.010	1		05/06/16 17:13		
Nitrogen, NO2 plus NO3	**0.54**	mg/L	0.10	0.012	1		05/06/16 17:13		
Total Carbon Dioxide Calc	Analytical Method: SM 4500-CO2 D								
Carbon Dioxide Calculation	**160**	mg/L	20.0	20.0	1		05/23/16 00:00		
5310C TOC	Analytical Method: SM 5310C								
Total Organic Carbon	**1.0J**	mg/L	1.0	0.054	1		05/12/16 17:24	7440-44-0	B
SM4500P-E, Total Phosphorus	Analytical Method: SM 4500-P E Preparation Method: SM4500-P B								
Phosphate as P04	**0.13**	mg/L	0.030	0.010	1	05/17/16 07:22	05/17/16 12:33		

REPORT OF LABORATORY ANALYSIS

This report shall not be reproduced, except in full,
without the written consent of Pace Analytical Services, Inc..

Pace Analytical Services, Inc.
9608 Loiret Blvd.
Lenexa, KS 66219
(913)599-5665

ANALYTICAL RESULTS

Project: Fort Smith, AR
Pace Project No.: 60218530

Sample: EB-08-201605 **Lab ID: 60218530002** Collected: 05/05/16 15:32 Received: 05/06/16 09:51 Matrix: Water

Parameters	Results	Units	Report Limit	MDL	DF	Prepared	Analyzed	CAS No.	Qual
8260 MSV	Analytical Method: EPA 5030B/8260								
Acetone	ND	ug/L	10.0	1.9	1		05/11/16 23:33	67-64-1	
Benzene	ND	ug/L	1.0	0.060	1		05/11/16 23:33	71-43-2	
Bromodichloromethane	ND	ug/L	1.0	0.19	1		05/11/16 23:33	75-27-4	
Bromoform	ND	ug/L	1.0	0.070	1		05/11/16 23:33	75-25-2	
Bromomethane	ND	ug/L	5.0	0.16	1		05/11/16 23:33	74-83-9	
2-Butanone (MEK)	ND	ug/L	10.0	0.59	1		05/11/16 23:33	78-93-3	
Carbon disulfide	ND	ug/L	5.0	0.12	1		05/11/16 23:33	75-15-0	
Carbon tetrachloride	ND	ug/L	1.0	0.18	1		05/11/16 23:33	56-23-5	
Chlorobenzene	ND	ug/L	1.0	0.21	1		05/11/16 23:33	108-90-7	
Chloroethane	ND	ug/L	1.0	0.15	1		05/11/16 23:33	75-00-3	
Chloroform	ND	ug/L	1.0	0.14	1		05/11/16 23:33	67-66-3	
Chloromethane	ND	ug/L	1.0	0.080	1		05/11/16 23:33	74-87-3	
Dibromochloromethane	ND	ug/L	1.0	0.21	1		05/11/16 23:33	124-48-1	
1,1-Dichloroethane	ND	ug/L	1.0	0.050	1		05/11/16 23:33	75-34-3	
1,2-Dichloroethane	ND	ug/L	1.0	0.12	1		05/11/16 23:33	107-06-2	
1,1-Dichloroethene	ND	ug/L	1.0	0.20	1		05/11/16 23:33	75-35-4	
cis-1,2-Dichloroethene	ND	ug/L	1.0	0.080	1		05/11/16 23:33	156-59-2	
trans-1,2-Dichloroethene	ND	ug/L	1.0	0.20	1		05/11/16 23:33	156-60-5	
1,2-Dichloropropane	ND	ug/L	1.0	0.16	1		05/11/16 23:33	78-87-5	
cis-1,3-Dichloropropene	ND	ug/L	1.0	0.14	1		05/11/16 23:33	10061-01-5	
trans-1,3-Dichloropropene	ND	ug/L	1.0	0.12	1		05/11/16 23:33	10061-02-6	
Ethylbenzene	ND	ug/L	1.0	0.18	1		05/11/16 23:33	100-41-4	
2-Hexanone	ND	ug/L	10.0	1.2	1		05/11/16 23:33	591-78-6	
Methylene chloride	ND	ug/L	1.0	0.15	1		05/11/16 23:33	75-09-2	
4-Methyl-2-pentanone (MIBK)	ND	ug/L	10.0	0.42	1		05/11/16 23:33	108-10-1	
Styrene	ND	ug/L	1.0	0.12	1		05/11/16 23:33	100-42-5	
1,1,2,2-Tetrachloroethane	ND	ug/L	1.0	0.15	1		05/11/16 23:33	79-34-5	
Tetrachloroethene	ND	ug/L	1.0	0.10	1		05/11/16 23:33	127-18-4	
Toluene	ND	ug/L	1.0	0.17	1		05/11/16 23:33	108-88-3	
1,1,1-Trichloroethane	ND	ug/L	1.0	0.11	1		05/11/16 23:33	71-55-6	
1,1,2-Trichloroethane	ND	ug/L	1.0	0.20	1		05/11/16 23:33	79-00-5	
Trichloroethene	ND	ug/L	1.0	0.17	1		05/11/16 23:33	79-01-6	
Vinyl chloride	ND	ug/L	1.0	0.13	1		05/11/16 23:33	75-01-4	
Xylene (Total)	ND	ug/L	3.0	0.42	1		05/11/16 23:33	1330-20-7	
Surrogates									
4-Bromofluorobenzene (S)	99	%	77-130		1		05/11/16 23:33	460-00-4	
1,2-Dichloroethane-d4 (S)	101	%	81-127		1		05/11/16 23:33	17060-07-0	
Toluene-d8 (S)	102	%	80-120		1		05/11/16 23:33	2037-26-5	
Preservation pH	**1.0**		0.10	0.10	1		05/11/16 23:33		

REPORT OF LABORATORY ANALYSIS

This report shall not be reproduced, except in full,
without the written consent of Pace Analytical Services, Inc..

Pace Analytical Services, Inc.
9608 Loiret Blvd.
Lenexa, KS 66219
(913)599-5665

QUALITY CONTROL DATA

Project: Fort Smith, AR
Pace Project No.: 60218530

QC Batch: GCSV/5445
QC Batch Method: EPA 8015 - Alcohol
Analysis Method: EPA 8015 - Alcohol
Analysis Description: Alcohol by Direct Inject GCFID
Associated Lab Samples: 60218530001

METHOD BLANK: 226545 Matrix: Water
Associated Lab Samples:

Parameter	Units	Blank Result	Reporting Limit	MDL	Analyzed	Qualifiers
2-Chloroethanol	ug/L	ND	10000	1530	05/11/16 17:51	

LABORATORY CONTROL SAMPLE: 226546

Parameter	Units	Spike Conc.	LCS Result	LCS % Rec	% Rec Limits	Qualifiers
2-Chloroethanol	ug/L	100000	101000	101	40-140	

MATRIX SPIKE & MATRIX SPIKE DUPLICATE: 226547 226548

Parameter	Units	60218544005 Result	MS Spike Conc.	MSD Spike Conc.	MS Result	MSD Result	MS % Rec	MSD % Rec	% Rec Limits	RPD	Max RPD	Qual
2-Chloroethanol	ug/L	ND	100000	100000	104000	99800	104	100	40-140	4	40	

Results presented on this page are in the units indicated by the "Units" column except where an alternate unit is presented to the right of the result.

REPORT OF LABORATORY ANALYSIS

This report shall not be reproduced, except in full,
without the written consent of Pace Analytical Services, Inc..

Pace Analytical Services, Inc.
9608 Loiret Blvd.
Lenexa, KS 66219
(913)599-5665

QUALITY CONTROL DATA

Project: Fort Smith, AR
Pace Project No.: 60218530

QC Batch: MPRP/35833
QC Batch Method: EPA 3010
Analysis Method: EPA 6010
Analysis Description: 6010 MET
Associated Lab Samples: 60218530001

METHOD BLANK: 1754898 Matrix: Water
Associated Lab Samples: 60218530001

Parameter	Units	Blank Result	Reporting Limit	MDL	Analyzed	Qualifiers
Iron	ug/L	ND	50.0	8.8	05/10/16 10:48	
Manganese	ug/L	1.8J	5.0	0.25	05/10/16 10:48	

LABORATORY CONTROL SAMPLE: 1754899

Parameter	Units	Spike Conc.	LCS Result	LCS % Rec	% Rec Limits	Qualifiers
Iron	ug/L	10000	9510	95	80-120	
Manganese	ug/L	1000	964	96	80-120	

MATRIX SPIKE & MATRIX SPIKE DUPLICATE: 1754900 1754901

Parameter	Units	60218651005 Result	MS Spike Conc.	MSD Spike Conc.	MS Result	MSD Result	MS % Rec	MSD % Rec	% Rec Limits	RPD	Max RPD	Qual
Iron	ug/L	2000	10000	10000	11200	11200	93	93	75-125	0	20	
Manganese	ug/L	47.1	1000	1000	993	988	95	94	75-125	1	20	

Results presented on this page are in the units indicated by the "Units" column except where an alternate unit is presented to the right of the result.

REPORT OF LABORATORY ANALYSIS

This report shall not be reproduced, except in full,
without the written consent of Pace Analytical Services, Inc..

Pace Analytical Services, Inc.
9608 Loiret Blvd.
Lenexa, KS 66219
(913)599-5665

QUALITY CONTROL DATA

Project: Fort Smith, AR
Pace Project No.: 60218530

QC Batch: MSV/75721
QC Batch Method: EPA 5030B/8260
Analysis Method: EPA 5030B/8260
Analysis Description: 8260 MSV Water 10 mL Purge
Associated Lab Samples: 60218530001, 60218530002

METHOD BLANK: 1756181
Matrix: Water
Associated Lab Samples: 60218530001, 60218530002

Parameter	Units	Blank Result	Reporting Limit	MDL	Analyzed	Qualifiers
1,1,1-Trichloroethane	ug/L	ND	1.0	0.11	05/11/16 20:12	
1,1,2,2-Tetrachloroethane	ug/L	ND	1.0	0.15	05/11/16 20:12	
1,1,2-Trichloroethane	ug/L	ND	1.0	0.20	05/11/16 20:12	
1,1-Dichloroethane	ug/L	ND	1.0	0.050	05/11/16 20:12	
1,1-Dichloroethene	ug/L	ND	1.0	0.20	05/11/16 20:12	
1,2-Dichloroethane	ug/L	ND	1.0	0.12	05/11/16 20:12	
1,2-Dichloropropane	ug/L	ND	1.0	0.16	05/11/16 20:12	
2-Butanone (MEK)	ug/L	ND	10.0	0.59	05/11/16 20:12	
2-Hexanone	ug/L	ND	10.0	1.2	05/11/16 20:12	
4-Methyl-2-pentanone (MIBK)	ug/L	ND	10.0	0.42	05/11/16 20:12	
Acetone	ug/L	ND	10.0	1.9	05/11/16 20:12	
Benzene	ug/L	ND	1.0	0.060	05/11/16 20:12	
Bromodichloromethane	ug/L	ND	1.0	0.19	05/11/16 20:12	
Bromoform	ug/L	ND	1.0	0.070	05/11/16 20:12	
Bromomethane	ug/L	ND	5.0	0.16	05/11/16 20:12	
Carbon disulfide	ug/L	ND	5.0	0.12	05/11/16 20:12	
Carbon tetrachloride	ug/L	ND	1.0	0.18	05/11/16 20:12	
Chlorobenzene	ug/L	ND	1.0	0.21	05/11/16 20:12	
Chloroethane	ug/L	ND	1.0	0.15	05/11/16 20:12	
Chloroform	ug/L	ND	1.0	0.14	05/11/16 20:12	
Chloromethane	ug/L	ND	1.0	0.080	05/11/16 20:12	
cis-1,2-Dichloroethene	ug/L	ND	1.0	0.080	05/11/16 20:12	
cis-1,3-Dichloropropene	ug/L	ND	1.0	0.14	05/11/16 20:12	
Dibromochloromethane	ug/L	ND	1.0	0.21	05/11/16 20:12	
Ethylbenzene	ug/L	ND	1.0	0.18	05/11/16 20:12	
Methylene chloride	ug/L	ND	1.0	0.15	05/11/16 20:12	
Styrene	ug/L	ND	1.0	0.12	05/11/16 20:12	
Tetrachloroethene	ug/L	ND	1.0	0.10	05/11/16 20:12	
Toluene	ug/L	ND	1.0	0.17	05/11/16 20:12	
trans-1,2-Dichloroethene	ug/L	ND	1.0	0.20	05/11/16 20:12	
trans-1,3-Dichloropropene	ug/L	ND	1.0	0.12	05/11/16 20:12	
Trichloroethene	ug/L	ND	1.0	0.17	05/11/16 20:12	
Vinyl chloride	ug/L	ND	1.0	0.13	05/11/16 20:12	
Xylene (Total)	ug/L	ND	3.0	0.42	05/11/16 20:12	
1,2-Dichloroethane-d4 (S)	%	97	81-127		05/11/16 20:12	
4-Bromofluorobenzene (S)	%	98	77-130		05/11/16 20:12	
Toluene-d8 (S)	%	106	80-120		05/11/16 20:12	

Results presented on this page are in the units indicated by the "Units" column except where an alternate unit is presented to the right of the result.

REPORT OF LABORATORY ANALYSIS

This report shall not be reproduced, except in full,
without the written consent of Pace Analytical Services, Inc..

Pace Analytical Services, Inc.
9608 Loiret Blvd.
Lenexa, KS 66219
(913)599-5665

QUALITY CONTROL DATA

Project: Fort Smith, AR
Pace Project No.: 60218530

LABORATORY CONTROL SAMPLE: 1756182

Parameter	Units	Spike Conc.	LCS Result	LCS % Rec	% Rec Limits	Qualifiers
1,1,1-Trichloroethane	ug/L	20	16.9	84	81-116	
1,1,2,2-Tetrachloroethane	ug/L	20	18.6	93	72-117	
1,1,2-Trichloroethane	ug/L	20	17.3	87	79-108	
1,1-Dichloroethane	ug/L	20	17.4	87	83-117	
1,1-Dichloroethene	ug/L	20	16.9	85	74-114	
1,2-Dichloroethane	ug/L	20	17.6	88	72-116	
1,2-Dichloropropane	ug/L	20	18.1	90	80-120	
2-Butanone (MEK)	ug/L	100	81.1	81	67-129	
2-Hexanone	ug/L	100	91.5	92	70-128	
4-Methyl-2-pentanone (MIBK)	ug/L	100	88.5	88	80-120	
Acetone	ug/L	100	92.4	92	56-142	
Benzene	ug/L	20	18.3	92	79-116	
Bromodichloromethane	ug/L	20	17.5	87	80-120	
Bromoform	ug/L	20	17.5	88	73-114	
Bromomethane	ug/L	20	18.1	90	49-153	
Carbon disulfide	ug/L	20	17.2	86	82-121	
Carbon tetrachloride	ug/L	20	16.8	84	80-116	
Chlorobenzene	ug/L	20	19.0	95	80-120	
Chloroethane	ug/L	20	17.4	87	67-124	
Chloroform	ug/L	20	16.7	83	79-120	
Chloromethane	ug/L	20	22.9	115	10-192	
cis-1,2-Dichloroethene	ug/L	20	16.1	80	80-120	
cis-1,3-Dichloropropene	ug/L	20	17.0	85	80-120	
Dibromochloromethane	ug/L	20	17.4	87	80-120	
Ethylbenzene	ug/L	20	19.5	97	80-120	
Methylene chloride	ug/L	20	18.1	90	80-120	
Styrene	ug/L	20	19.8	99	80-120	
Tetrachloroethene	ug/L	20	18.9	95	80-120	
Toluene	ug/L	20	18.9	94	80-120	
trans-1,2-Dichloroethene	ug/L	20	16.3	82	78-108	
trans-1,3-Dichloropropene	ug/L	20	18.8	94	85-120	
Trichloroethene	ug/L	20	18.4	92	76-114	
Vinyl chloride	ug/L	20	16.5	83	69-129	
Xylene (Total)	ug/L	60	57.5	96	80-120	
1,2-Dichloroethane-d4 (S)	%			93	81-127	
4-Bromofluorobenzene (S)	%			98	77-130	
Toluene-d8 (S)	%			101	80-120	

MATRIX SPIKE & MATRIX SPIKE DUPLICATE: 1756183 1756184

Parameter	Units	60218544005 Result	MS Spike Conc.	MSD Spike Conc.	MS Result	MSD Result	MS % Rec	MSD % Rec	% Rec Limits	RPD	Max RPD	Qual
1,1,1-Trichloroethane	ug/L	ND	20	20	18.5	19.7	92	99	70-135	7	12	
1,1,2,2-Tetrachloroethane	ug/L	ND	20	20	19.0	19.9	95	99	54-136	4	15	
1,1,2-Trichloroethane	ug/L	ND	20	20	16.9	17.9	85	89	70-113	5	15	

Results presented on this page are in the units indicated by the "Units" column except where an alternate unit is presented to the right of the result.

REPORT OF LABORATORY ANALYSIS

This report shall not be reproduced, except in full,
without the written consent of Pace Analytical Services, Inc..

Pace Analytical Services, Inc.
9608 Loiret Blvd.
Lenexa, KS 66219
(913)599-5665

QUALITY CONTROL DATA

Project: Fort Smith, AR
Pace Project No.: 60218530

MATRIX SPIKE & MATRIX SPIKE DUPLICATE: 1756183 1756184

Parameter	Units	60218544005 Result	MS Spike Conc.	MSD Spike Conc.	MS Result	MSD Result	MS % Rec	MSD % Rec	% Rec Limits	RPD	Max RPD	Qual
1,1-Dichloroethane	ug/L	4.0	20	20	22.5	24.2	93	101	80-122	7	13	
1,1-Dichloroethene	ug/L	0.59J	20	20	18.6	18.5	90	90	73-118	1	14	
1,2-Dichloroethane	ug/L	ND	20	20	18.2	18.8	91	94	54-137	3	41	
1,2-Dichloropropane	ug/L	ND	20	20	18.2	18.5	91	93	77-116	2	12	
2-Butanone (MEK)	ug/L	ND	100	100	76.2	80.9	76	81	30-127	6	18	
2-Hexanone	ug/L	ND	100	100	81.6	85.0	82	85	44-124	4	18	
4-Methyl-2-pentanone (MIBK)	ug/L	ND	100	100	84.1	83.7	84	84	70-124	1	15	
Acetone	ug/L	ND	100	100	80.4	82.9	80	83	10-132	3	20	
Benzene	ug/L	ND	20	20	18.9	18.7	94	93	37-151	1	40	
Bromodichloromethane	ug/L	ND	20	20	17.1	18.5	85	93	76-118	8	11	
Bromoform	ug/L	ND	20	20	16.7	18.1	83	91	64-113	8	15	
Bromomethane	ug/L	ND	20	20	19.4	22.4	97	112	41-154	15	43	
Carbon disulfide	ug/L	ND	20	20	19.4	18.9	97	95	80-139	2	17	
Carbon tetrachloride	ug/L	ND	20	20	18.4	18.7	92	93	75-127	2	13	
Chlorobenzene	ug/L	ND	20	20	19.6	19.1	98	96	79-113	2	13	
Chloroethane	ug/L	ND	20	20	18.6	18.7	93	93	53-154	0	20	
Chloroform	ug/L	ND	20	20	17.5	18.7	87	93	74-115	7	12	
Chloromethane	ug/L	ND	20	20	25.1	14.3	125	71	33-169	55	72	
cis-1,2-Dichloroethene	ug/L	5.3	20	20	23.6	24.9	91	98	58-139	5	40	
cis-1,3-Dichloropropene	ug/L	ND	20	20	16.5	16.8	82	84	70-120	2	14	
Dibromochloromethane	ug/L	ND	20	20	17.8	18.7	89	93	77-114	5	13	
Ethylbenzene	ug/L	ND	20	20	19.2	19.1	96	96	29-151	1	45	
Methylene chloride	ug/L	ND	20	20	18.7	18.6	94	93	76-120	1	13	
Styrene	ug/L	ND	20	20	0.60J	0.53J	3	3	66-127		15	M1
Tetrachloroethene	ug/L	ND	20	20	18.9	19.6	95	98	77-118	4	14	
Toluene	ug/L	ND	20	20	19.8	19.7	99	99	37-147	0	43	
trans-1,2-Dichloroethene	ug/L	ND	20	20	17.7	18.9	88	94	69-125	6	16	
trans-1,3-Dichloropropene	ug/L	ND	20	20	17.4	18.3	87	92	71-118	5	13	
Trichloroethene	ug/L	4.4	20	20	21.5	21.6	86	86	71-116	0	14	
Vinyl chloride	ug/L	0.22J	20	20	19.2	18.8	95	93	65-142	2	22	
Xylene (Total)	ug/L	ND	60	60	58.0	58.0	97	97	27-156	0	46	
1,2-Dichloroethane-d4 (S)	%						97	106	81-127			
4-Bromofluorobenzene (S)	%						102	104	77-130			
Toluene-d8 (S)	%						100	103	80-120			
Preservation pH		1.0			1.0	1.0				0		

Results presented on this page are in the units indicated by the "Units" column except where an alternate unit is presented to the right of the result.

REPORT OF LABORATORY ANALYSIS

This report shall not be reproduced, except in full,
without the written consent of Pace Analytical Services, Inc..

Pace Analytical Services, Inc.
9608 Loiret Blvd.
Lenexa, KS 66219
(913)599-5665

QUALITY CONTROL DATA

Project: Fort Smith, AR
Pace Project No.: 60218530

QC Batch: WET/61782 — Analysis Method: SM 2320B
QC Batch Method: SM 2320B — Analysis Description: 2320B Alkalinity
Associated Lab Samples: 60218530001

METHOD BLANK: 1758729 — Matrix: Water
Associated Lab Samples: 60218530001

Parameter	Units	Blank Result	Reporting Limit	MDL	Analyzed	Qualifiers
Alkalinity, Carbonate (CaCO3)	mg/L	ND	20.0	2.0	05/16/16 09:08	
Alkalinity, Total as CaCO3	mg/L	ND	20.0	2.0	05/16/16 09:08	
Alkalinity,Bicarbonate (CaCO3)	mg/L	ND	20.0	2.0	05/16/16 09:08	

LABORATORY CONTROL SAMPLE: 1758730

Parameter	Units	Spike Conc.	LCS Result	LCS % Rec	% Rec Limits	Qualifiers
Alkalinity, Total as CaCO3	mg/L	500	498	100	90-110	

SAMPLE DUPLICATE: 1758731

Parameter	Units	60218406004 Result	Dup Result	RPD	Max RPD	Qualifiers
Alkalinity, Carbonate (CaCO3)	mg/L	ND	ND		10	
Alkalinity, Total as CaCO3	mg/L	95.1	98.8	4	10	
Alkalinity,Bicarbonate (CaCO3)	mg/L	95.1	98.8	4	10	

SAMPLE DUPLICATE: 1758732

Parameter	Units	60218544005 Result	Dup Result	RPD	Max RPD	Qualifiers
Alkalinity, Carbonate (CaCO3)	mg/L	ND	ND		10	
Alkalinity, Total as CaCO3	mg/L	117	120	2	10	
Alkalinity,Bicarbonate (CaCO3)	mg/L	117	120	2	10	

Results presented on this page are in the units indicated by the "Units" column except where an alternate unit is presented to the right of the result.

REPORT OF LABORATORY ANALYSIS

This report shall not be reproduced, except in full,
without the written consent of Pace Analytical Services, Inc..

Pace Analytical Services, Inc.
9608 Loiret Blvd.
Lenexa, KS 66219
(913)599-5665

QUALITY CONTROL DATA

Project: Fort Smith, AR
Pace Project No.: 60218530

QC Batch: WET/61745 — Analysis Method: SM 4500-S-2 D
QC Batch Method: SM 4500-S-2 D — Analysis Description: 4500S2D Sulfide, Total
Associated Lab Samples: 60218530001

METHOD BLANK: 1757066 — Matrix: Water
Associated Lab Samples: 60218530001

Parameter	Units	Blank Result	Reporting Limit	MDL	Analyzed	Qualifiers
Sulfide, Total	mg/L	ND	0.050	0.012	05/12/16 12:19	

LABORATORY CONTROL SAMPLE: 1757067

Parameter	Units	Spike Conc.	LCS Result	LCS % Rec	% Rec Limits	Qualifiers
Sulfide, Total	mg/L	.5	0.52	104	80-120	

MATRIX SPIKE SAMPLE: 1757068

Parameter	Units	60218511007 Result	Spike Conc.	MS Result	MS % Rec	% Rec Limits	Qualifiers
Sulfide, Total	mg/L	<0.050	.5	0.49	99	75-125	

SAMPLE DUPLICATE: 1757069

Parameter	Units	60218511008 Result	Dup Result	RPD	Max RPD	Qualifiers
Sulfide, Total	mg/L	<0.050	ND		20	

SAMPLE DUPLICATE: 1757070

Parameter	Units	60218544005 Result	Dup Result	RPD	Max RPD	Qualifiers
Sulfide, Total	mg/L	ND	ND		20	

Results presented on this page are in the units indicated by the "Units" column except where an alternate unit is presented to the right of the result.

REPORT OF LABORATORY ANALYSIS

This report shall not be reproduced, except in full,
without the written consent of Pace Analytical Services, Inc..

Pace Analytical Services, Inc.
9608 Loiret Blvd.
Lenexa, KS 66219
(913)599-5665

QUALITY CONTROL DATA

Project: Fort Smith, AR
Pace Project No.: 60218530

QC Batch: WETA/39428 Analysis Method: EPA 300.0
QC Batch Method: EPA 300.0 Analysis Description: 300.0 IC Anions
Associated Lab Samples: 60218530001

METHOD BLANK: 1756622 Matrix: Water
Associated Lab Samples: 60218530001

Parameter	Units	Blank Result	Reporting Limit	MDL	Analyzed	Qualifiers
Chloride	mg/L	ND	1.0	0.50	05/12/16 09:01	
Sulfate	mg/L	ND	1.0	0.25	05/12/16 09:01	

LABORATORY CONTROL SAMPLE: 1756623

Parameter	Units	Spike Conc.	LCS Result	LCS % Rec	% Rec Limits	Qualifiers
Chloride	mg/L	5	4.7	95	90-110	
Sulfate	mg/L	5	4.8	96	90-110	

MATRIX SPIKE & MATRIX SPIKE DUPLICATE: 1756624 1756625

Parameter	Units	60218530001 Result	MS Spike Conc.	MSD Spike Conc.	MS Result	MSD Result	MS % Rec	MSD % Rec	% Rec Limits	RPD	Max RPD	Qual
Chloride	mg/L	8.9	5	5	13.8	13.8	99	99	80-120	0	15	
Sulfate	mg/L	46.4	25	25	72.1	71.3	103	100	80-120	1	15	

MATRIX SPIKE SAMPLE: 1756626

Parameter	Units	60218544005 Result	Spike Conc.	MS Result	MS % Rec	% Rec Limits	Qualifiers
Chloride	mg/L	126	50	180	108	80-120	
Sulfate	mg/L	99.5	50	149	99	80-120	

Results presented on this page are in the units indicated by the "Units" column except where an alternate unit is presented to the right of the result.

REPORT OF LABORATORY ANALYSIS

This report shall not be reproduced, except in full,
without the written consent of Pace Analytical Services, Inc..

Pace Analytical Services, Inc.
9608 Loiret Blvd.
Lenexa, KS 66219
(913)599-5665

QUALITY CONTROL DATA

Project: Fort Smith, AR
Pace Project No.: 60218530

QC Batch: WETA/39376 Analysis Method: EPA 350.1
QC Batch Method: EPA 350.1 Analysis Description: 350.1 Ammonia
Associated Lab Samples: 60218530001

METHOD BLANK: 1754842 Matrix: Water
Associated Lab Samples: 60218530001

Parameter	Units	Blank Result	Reporting Limit	MDL	Analyzed	Qualifiers
Nitrogen, Ammonia	mg/L	ND	0.10	0.046	05/09/16 19:16	

LABORATORY CONTROL SAMPLE: 1754843

Parameter	Units	Spike Conc.	LCS Result	LCS % Rec	% Rec Limits	Qualifiers
Nitrogen, Ammonia	mg/L	5	5.4	108	90-110	

MATRIX SPIKE SAMPLE: 1754844

Parameter	Units	60218387020 Result	Spike Conc.	MS Result	MS % Rec	% Rec Limits	Qualifiers
Nitrogen, Ammonia	mg/L	ND	5	5.3	106	90-110	

MATRIX SPIKE SAMPLE: 1754846

Parameter	Units	60218544005 Result	Spike Conc.	MS Result	MS % Rec	% Rec Limits	Qualifiers
Nitrogen, Ammonia	mg/L	ND	5	5.4	107	90-110	

SAMPLE DUPLICATE: 1754845

Parameter	Units	60218387023 Result	Dup Result	RPD	Max RPD	Qualifiers
Nitrogen, Ammonia	mg/L	ND	ND		18	

Results presented on this page are in the units indicated by the "Units" column except where an alternate unit is presented to the right of the result.

REPORT OF LABORATORY ANALYSIS

This report shall not be reproduced, except in full,
without the written consent of Pace Analytical Services, Inc..

Pace Analytical Services, Inc.
9608 Loiret Blvd.
Lenexa, KS 66219
(913)599-5665

QUALITY CONTROL DATA

Project: Fort Smith, AR
Pace Project No.: 60218530

QC Batch: WETA/39335
QC Batch Method: EPA 353.2
Analysis Method: EPA 353.2
Analysis Description: 353.2 Nitrate + Nitrite, Unpres.
Associated Lab Samples: 60218530001

METHOD BLANK: 1753454 Matrix: Water
Associated Lab Samples: 60218530001

Parameter	Units	Blank Result	Reporting Limit	MDL	Analyzed	Qualifiers
Nitrogen, Nitrate	mg/L	ND	0.10	0.012	05/06/16 16:59	
Nitrogen, Nitrite	mg/L	ND	0.10	0.010	05/06/16 16:59	
Nitrogen, NO2 plus NO3	mg/L	ND	0.10	0.012	05/06/16 16:59	

LABORATORY CONTROL SAMPLE: 1753455

Parameter	Units	Spike Conc.	LCS Result	LCS % Rec	% Rec Limits	Qualifiers
Nitrogen, Nitrate	mg/L	1.6	1.7	103	85-115	
Nitrogen, Nitrite	mg/L	.4	0.37	94	90-110	
Nitrogen, NO2 plus NO3	mg/L	2	2.0	101	90-110	

MATRIX SPIKE SAMPLE: 1753456

Parameter	Units	60218440002 Result	Spike Conc.	MS Result	MS % Rec	% Rec Limits	Qualifiers
Nitrogen, Nitrate	mg/L	1.5	1.6	3.0	97	85-115	
Nitrogen, Nitrite	mg/L	ND	.4	0.48	119	90-110	M1
Nitrogen, NO2 plus NO3	mg/L	1.5	2	3.5	101	90-110	

MATRIX SPIKE SAMPLE: 1753458

Parameter	Units	60218530001 Result	Spike Conc.	MS Result	MS % Rec	% Rec Limits	Qualifiers
Nitrogen, Nitrate	mg/L	0.54	1.6	2.2	102	85-115	
Nitrogen, Nitrite	mg/L	ND	.4	0.40	100	90-110	
Nitrogen, NO2 plus NO3	mg/L	0.54	2	2.6	101	90-110	

SAMPLE DUPLICATE: 1753457

Parameter	Units	60218438002 Result	Dup Result	RPD	Max RPD	Qualifiers
Nitrogen, Nitrate	mg/L	2.0	2.0	0	20	
Nitrogen, Nitrite	mg/L	ND	ND		20	
Nitrogen, NO2 plus NO3	mg/L	2.0	2.0	0	20	

Results presented on this page are in the units indicated by the "Units" column except where an alternate unit is presented to the right of the result.

REPORT OF LABORATORY ANALYSIS

This report shall not be reproduced, except in full,
without the written consent of Pace Analytical Services, Inc..

Pace Analytical Services, Inc.
9608 Loiret Blvd.
Lenexa, KS 66219
(913)599-5665

QUALITY CONTROL DATA

Project: Fort Smith, AR
Pace Project No.: 60218530

QC Batch: WETA/39439 Analysis Method: SM 5310C
QC Batch Method: SM 5310C Analysis Description: 5310C Total Organic Carbon
Associated Lab Samples: 60218530001

METHOD BLANK: 1756867 Matrix: Water
Associated Lab Samples: 60218530001

Parameter	Units	Blank Result	Reporting Limit	MDL	Analyzed	Qualifiers
Total Organic Carbon	mg/L	0.12J	1.0	0.054	05/12/16 11:55	

LABORATORY CONTROL SAMPLE: 1756868

Parameter	Units	Spike Conc.	LCS Result	LCS % Rec	% Rec Limits	Qualifiers
Total Organic Carbon	mg/L	5	4.6	91	80-120	

MATRIX SPIKE SAMPLE: 1756869

Parameter	Units	60218387017 Result	Spike Conc.	MS Result	MS % Rec	% Rec Limits	Qualifiers
Total Organic Carbon	mg/L	0.43J	5	4.8	88	80-120	

SAMPLE DUPLICATE: 1756870

Parameter	Units	60217536003 Result	Dup Result	RPD	Max RPD	Qualifiers
Total Organic Carbon	mg/L	ND	0.90J		25	

Results presented on this page are in the units indicated by the "Units" column except where an alternate unit is presented to the right of the result.

REPORT OF LABORATORY ANALYSIS

This report shall not be reproduced, except in full,
without the written consent of Pace Analytical Services, Inc..

Pace Analytical Services, Inc.
9608 Loiret Blvd.
Lenexa, KS 66219
(913)599-5665

QUALITY CONTROL DATA

Project: Fort Smith, AR
Pace Project No.: 60218530

QC Batch: WETA/11531
QC Batch Method: SM4500-P B
Analysis Method: SM 4500-P E
Analysis Description: SM4500P-E, Total Phosphorus
Associated Lab Samples: 60218530001

METHOD BLANK: 227850 Matrix: Water
Associated Lab Samples: 60218530001

Parameter	Units	Blank Result	Reporting Limit	MDL	Analyzed	Qualifiers
Phosphate as P04	mg/L	ND	0.030	0.010	05/17/16 12:31	

LABORATORY CONTROL SAMPLE: 227851

Parameter	Units	Spike Conc.	LCS Result	LCS % Rec	% Rec Limits	Qualifiers
Phosphate as P04	mg/L	1.5	1.4	94	80-120	

MATRIX SPIKE & MATRIX SPIKE DUPLICATE: 227852 227853

Parameter	Units	60218544005 Result	MS Spike Conc.	MSD Spike Conc.	MS Result	MSD Result	MS % Rec	MSD % Rec	% Rec Limits	RPD	Max RPD	Qual
Phosphate as P04	mg/L	0.091	1.5	1.5	1.5	1.5	89	91	80-120	3	20	

MATRIX SPIKE & MATRIX SPIKE DUPLICATE: 227854 227855

Parameter	Units	60218544009 Result	MS Spike Conc.	MSD Spike Conc.	MS Result	MSD Result	MS % Rec	MSD % Rec	% Rec Limits	RPD	Max RPD	Qual
Phosphate as P04	mg/L	0.095	1.5	1.5	1.4	1.1	88	68	80-120	24	20	M1,R1

Results presented on this page are in the units indicated by the "Units" column except where an alternate unit is presented to the right of the result.

REPORT OF LABORATORY ANALYSIS

This report shall not be reproduced, except in full,
without the written consent of Pace Analytical Services, Inc..

Pace Analytical Services, Inc.
9608 Loiret Blvd.
Lenexa, KS 66219
(913)599-5665

QUALIFIERS

Project: Fort Smith, AR
Pace Project No.: 60218530

DEFINITIONS

DF - Dilution Factor, if reported, represents the factor applied to the reported data due to dilution of the sample aliquot.

ND - Not Detected at or above adjusted reporting limit.

J - Estimated concentration above the adjusted method detection limit and below the adjusted reporting limit.

MDL - Adjusted Method Detection Limit.

PQL - Practical Quantitation Limit.

RL - Reporting Limit.

S - Surrogate

1,2-Diphenylhydrazine decomposes to and cannot be separated from Azobenzene using Method 8270. The result for each analyte is a combined concentration.

Consistent with EPA guidelines, unrounded data are displayed and have been used to calculate % recovery and RPD values.

LCS(D) - Laboratory Control Sample (Duplicate)

MS(D) - Matrix Spike (Duplicate)

DUP - Sample Duplicate

RPD - Relative Percent Difference

NC - Not Calculable.

SG - Silica Gel - Clean-Up

U - Indicates the compound was analyzed for, but not detected.

N-Nitrosodiphenylamine decomposes and cannot be separated from Diphenylamine using Method 8270. The result reported for each analyte is a combined concentration.

Pace Analytical is TNI accredited. Contact your Pace PM for the current list of accredited analytes.

TNI - The NELAC Institute.

LABORATORIES

PASI-D	Pace Analytical Services - Dallas
PASI-K	Pace Analytical Services - Kansas City

BATCH QUALIFIERS

Batch: WET/61838

[1]	Ferrous Fe performed in the field

ANALYTE QUALIFIERS

1e	Field pH
B	Analyte was detected in the associated method blank.
H6	Analysis initiated outside of the 15 minute EPA required holding time.
M1	Matrix spike recovery exceeded QC limits. Batch accepted based on laboratory control sample (LCS) recovery.
R1	RPD value was outside control limits.

This report shall not be reproduced, except in full,
without the written consent of Pace Analytical Services, Inc..

Pace Analytical Services, Inc.
9608 Loiret Blvd.
Lenexa, KS 66219
(913)599-5665

QUALITY CONTROL DATA CROSS REFERENCE TABLE

Project: Fort Smith, AR
Pace Project No.: 60218530

Lab ID	Sample ID	QC Batch Method	QC Batch	Analytical Method	Analytical Batch
60218530001	**MW-97-201605**	EPA 8015 - Alcohol	GCSV/5445		
60218530001	**MW-97-201605**	EPA 3010	MPRP/35833	EPA 6010	ICP/26173
60218530001	**MW-97-201605**	EPA 5030B/8260	MSV/75721		
60218530002	**EB-08-201605**	EPA 5030B/8260	MSV/75721		
60218530001	**MW-97-201605**	SM 2320B	WET/61782		
60218530001	**MW-97-201605**	SM 3500-Fe B#4	WET/61838		
60218530001	**MW-97-201605**	SM 4500-H+B	WET/61983		
60218530001	**MW-97-201605**	SM 4500-S-2 D	WET/61745		
60218530001	**MW-97-201605**	EPA 300.0	WETA/39428		
60218530001	**MW-97-201605**	EPA 350.1	WETA/39376		
60218530001	**MW-97-201605**	EPA 353.2	WETA/39335		
60218530001	**MW-97-201605**	SM 4500-CO2 D	WETA/39646		
60218530001	**MW-97-201605**	SM 5310C	WETA/39439		
60218530001	**MW-97-201605**	SM4500-P B	WETA/11531	SM 4500-P E	WETA/11538

This report shall not be reproduced, except in full,
without the written consent of Pace Analytical Services, Inc..

Pace Analytical®
www.pacelabs.com

Sample Condition Upon Receipt

WO# : 60218530

60218530

Client Name: Environ

Optional
Proj Due Date:
Proj Name:

Courier: FedEx ☐ UPS ☐ VIA ☐ Clay ☐ PEX ☐ ECI ☐ Pace ☐ Other ☐ Client ☑

Tracking #: _____ Pace Shipping Label Used? Yes ☑ No ☐

Custody Seal on Cooler/Box Present: Yes ☑ No ☐ Seals intact: Yes ☑ No ☐

Packing Material: Bubble Wrap ☐ Bubble Bags ☑ Foam ☐ None ☐ Other ☐

Thermometer Used: CF +1.0 / CF 0.0 T-239 / T-262 **Type of Ice:** Wet Blue None (circle one) ☐ Samples received on ice, cooling process has begun.

Cooler Temperature: 1.1

Date and initials of person examining contents: BB 5/6/16

Temperature should be above freezing to 6°C

Chain of Custody present:	☑Yes ☐No ☐N/A	1.
Chain of Custody filled out:	☑Yes ☐No ☐N/A	2.
Chain of Custody relinquished:	☑Yes ☐No ☐N/A	3.
Sampler name & signature on COC:	☑Yes ☐No ☐N/A	4.
Samples arrived within holding time:	☑Yes ☐No ☐N/A	5.
Short Hold Time analyses (<72hr):	☑Yes ☐No ☐N/A	6. No, 13
Rush Turn Around Time requested:	☐Yes ☑No ☐N/A	7.
Sufficient volume:	☑Yes ☐No ☐N/A	8.
Correct containers used:	☑Yes ☐No ☐N/A	
Pace containers used:	☑Yes ☐No ☐N/A	9.
Containers intact:	☑Yes ☐No ☐N/A	10.
Unpreserved 5035A soils frozen w/in 48hrs?	☐Yes ☐No ☑N/A	11.
Filtered volume received for dissolved tests?	☐Yes ☐No ☑N/A	12.
Sample labels match COC: Includes date/time/ID/analyses Y Matrix: WT	☑Yes ☐No ☐N/A	13.
All containers needing preservation have been checked.	☑Yes ☐No ☐N/A	
All containers needing preservation are found to be in compliance with EPA recommendation.	☑Yes ☐No ☐N/A	14.
Exceptions: VOA, Coliform, O&G, WI-DRO (water)	☑Yes ☐No	Initial when completed / Lot # of added preservative
Trip Blank present: Pace Trip Blank lot # (if purchased): _____	☐Yes ☑No ☐N/A	15. Traveled w/ TB # from larger project rec'd on same day.
Headspace in VOA vials (>6mm):	☐Yes ☐No ☐N/A	16.
Project sampled in USDA Regulated Area:	☐Yes ☐No ☑N/A	17. List State:
Additional labels attached to 5035A vials in the field?	☐Yes ☐No ☑N/A	18.

Client Notification/ Resolution: Copy COC to Client? Y / N Field Data Required? Y / N

Person Contacted: _____ Date/Time: _____

Comments/ Resolution: _____

Project Manager Review: CMC Date: 5/6/2016

CMC

Pace Analytical
www.pacelabs.com

CHAIN-OF-CUSTODY / Analytical Request Document

The Chain-of-Custody is a LEGAL DOCUMENT. All relevant fields must be completed accurately.

Page: 1 of 1

Section A Required Client Information:		Section B Required Project Information:		Section C Invoice Information:	
Company:	Environ	Report To:	Wendy Stonestreet	Attention:	Tammy Gleason
Address:	7500 College Blvd., Ste. 925	Copy To:	Tammy Gleason	Company Name:	Environ
	Overland Park, KS 66210			Address:	250 Monroe Ave. NW Grand Rapids
Email To:	wstonestreet@environcorp.com	Purchase Order No.:	NA	Pace Quote Reference:	Michigan, 49503
Phone:	913-553-5926 Fax:	Project Name:	Fort Smith, AR	Pace Project Manager:	Colleen Clyne
Requested Due Date/TAT:		Project Number:		Pace Profile #:	7444, line 1

REGULATORY AGENCY

☐ NPDES ☐ GROUND WATER ☐ DRINKING WATER
☐ UST ☐ RCRA ☑ OTHER ADEQ

Site Location STATE: AR

Section D Required Client Information

SAMPLE ID (A-Z, 0-9 / ,-) Sample IDs MUST BE UNIQUE

Valid Matrix Codes

MATRIX	CODE
DRINKING WATER	DW
WATER	WT
WASTE WATER	WW
PRODUCT	P
SOIL/SOLID	SL
OIL	OL
WIPE	WP
AIR	AR
OTHER	OT
TISSUE	TS

ITEM #	SAMPLE ID	MATRIX CODE (see valid codes to left)	SAMPLE TYPE (G=GRAB C=COMP)	COLLECTED: COMPOSITE START DATE	COLLECTED: COMPOSITE START TIME	COLLECTED: COMPOSITE END/GRAB DATE	COLLECTED: COMPOSITE END/GRAB TIME	SAMPLE TEMP AT COLLECTION	# OF CONTAINERS	Preservatives: Unpreserved	H_2SO_4	HNO_3	HCl	NaOH + Zn Acetate	$Na_2S_2O_3$	Methanol	Other	Analysis Test Y/N	8260 VOCs	Alkalinity	TOC	Chloride, Sulfate	8015 Chloroethanol (Pace Dallas)	6010-Iron/Mn	Ferric Iron calc. (send field Ferrous)	Ammonia	Nitrate+Nitrite	Total Phosphate (Pace Dallas)	Sulfide	CO2 Calc (Alkalinity + field pH)	Residual Chlorine (Y/N)	Pace Project No./ Lab I.D.
1	MW-97-201605 BP3S2.0 AG3S	WT	G	5/5/16	0930	BP3Z			11	X	X	X	X	X					X	X	X	X	X	X	X	X	X	X	N	↑ 30G94 BP3U BP3N1.5 001
2	EB-08-201605	WT	G	5/5/16	1532				3				X						X											30G94 002
3																															
4																															
5																															
6																															
7																															
8																															
9																															
10																															
11																															
12																															

Requested Analysis Filtered (Y/N)

Pace Project No./ Lab I.D. 60210530

ADDITIONAL COMMENTS	RELINQUISHED BY / AFFILIATION	DATE	TIME	ACCEPTED BY / AFFILIATION	DATE	TIME	SAMPLE CONDITIONS
	Wendy Stonestreet/ENE	5/6/16	950	[illegible]	5/6/16	0951	9 Y Y Y
				1.1, 1.4, 5.1, 4.6, 1.3, 5.1, 2.2			

SAMPLER NAME AND SIGNATURE		Temp in °C	Received on Ice (Y/N)	Custody Sealed Cooler (Y/N)	Samples Intact (Y/N)
PRINT Name of SAMPLER:	Wendy Stonestreet				
SIGNATURE of SAMPLER:	DATE Signed (MM/DD/YY): 5/6/16				

*Important Note: By signing this form you are accepting Pace's NET 30 day payment terms and agreeing to late charges of 1.5% per month for any invoices not paid within 30 days.

F-ALL-Q-020rev.07, 15-Feb-2007

Chain of Custody

Pace Analytical®
www.pacelabs.com

Workorder: 60218530 **Workorder Name:** Fort Smith, AR **Owner Received Date:** 5/6/2016 **Results Requested By:** 5/18/2016

Report To	Subcontract To
Colleen Clyne Pace Analytical Kansas 9608 Loiret Blvd. Lenexa, KS 66219 Phone (913)599-5665	Pace Analytical Dallas 400 West Bethany Drive Suite 190 Allen, TX 75013 Phone (972)727-1123

Item	Sample ID	Sample Type	Collect Date/Time	Lab ID	Matrix	Preserved Containers: BP3S	DG9U					Requested Analysis: EPA 8015 Chloroethanol	Total Phosphate											LAB USE ONLY
1	MW-97-201605	PS	5/5/2016 09:30	60218530001	Water	1	3					X	X											001
2																								
3																								
4																								
5																								

Transfers	Released By	Date/Time	Received	Date/Time
1	[signature]	5/9/16 1700	Kathy Weems / Pace	5/10/16 0925
2				
3	IR02			

Comments

Cooler Temperature on Receipt 0.6 °C Custody Seal (Y) or N Received on Ice (Y) or N Samples Intact (Y) or N

***In order to maintain client confidentiality, location/name of the sampling site, sampler's name and signature may not be provided on this COC document. This chain of custody is considered complete as is since this information is available in the owner laboratory.

WO# : 7543998

7543998

Pace Analytical

Sample Condition Upon Receipt

☑Dallas ☐Ft Worth ☐San Angelo

Client Name: Pace-Kansas Project Work order: 7543998

Courier: FedEX ☐/ UPS ☐ USPS ☐ Client ☐ Courier ☐ LSO ☐ PACE ☐ Other:_____

Tracking#: 6703 1642 6880

Custody Seal on Cooler/Box: Yes ☐/ No ☐ **Seals Intact:** Yes ☐/ No ☐ NA ☐

Packing Material: Bubble Wrap ☐ Bubble Bags ☐ Foam ☐ None ☐/ Other ☐

Thermometer Used: IR-02 Type of Ice: Wet ☐/ Blue ☐ None ☐ Sample Received on ice, cooling process has begun ☐/

Cooler Temp: 0.6°C (Temp should be above freezing to 6°C)

Chain of Custody Present	Yes ☐/ No ☐ NA ☐	1
Chain of Custody filled out	Yes ☐/ No ☐ NA ☐	2
Chain of Custody relinquished	Yes ☐/ No ☐ NA ☐	3
Sampler name & signature on COC	Yes ☐ No ☐/ NA ☐	4
Sample received within HT	Yes ☐/ No ☐ NA ☐	5
Short HT analyses (<72 hrs)	Yes ☐ No ☐/ NA ☐	6
Rush TAT requested	Yes ☐ No ☐/ NA ☐	7
Sufficient Volume received	Yes ☐/ No ☐ NA ☐	8
Correct Container used Pace Container used	Yes ☐/ No ☐ NA ☐ Yes ☐/ No ☐ NA ☐	9
Container Intact	Yes ☐/ No ☐ NA ☐	10
Unpreserved 5035A soil frozen within 48 hrs	Yes ☐ No ☐ NA ☐/	11
Filtered volume received for Dissolved tests	Yes ☐ No ☐ NA ☐/	12
Sample labels match COC Include date/time/ID/analyses Matrix: WASTEW	Yes ☐/ No ☐ NA ☐	13
All containers needing preservation have been checked	Yes ☐/ No ☐ NA ☐	14a. Lot# of pH strip: 471GCF pH checked Yes ☐/ No ☐ pH<2 ☐/ pH>9 ☐ pH>12 ☐ Lot# of Iodine strip:_____ Lot# of Lead Acetate strip:_____
Do containers require preservation at the lab	Yes ☐ No ☐/ NA ☐	14b. Preservation: / Lot#:
All containers needing preservation are found to be in Compliance with EPA recommendation **Exception:** VOA, coliform, O&G	Yes ☐/ No ☐ NA ☐ Yes ☐ No ☐	14c.
Are soil samples (volatiles) received in Bulk ☐ Terracore ☐ EnCore ☐ NA ☐/		15.
Trip Blank present Trip Blank Custody Seals Intact Pace Trip Blank Lot# (if purchased):_____	Yes ☐ No ☐ NA ☐/ Yes ☐ No ☐ NA ☐/	16.
Headspace in VOA (>6mm)	Yes ☐ No ☐ NA ☐/	17.
Project sampled in USDA Regulated Area:	Yes ☐ No ☐ NA ☐/	18. List State _____

Client Notification/Resolution/Comments:

Person Contacted:_____ Date:_____

Comments/Resolution:_____

Person Examining Contents: _____ Date: 5/10/16

F-DAL-C001rev.05 090215

Pace Analytical Services, Inc.
9608 Loiret Blvd.
Lenexa, KS 66219
(913)599-5665

May 23, 2016

Wendy Stonestreet
Ramboll Environ
7500 College Blvd Ste 925
Overland Park, KS 66210

RE: Project: Fort Smith, AR Pace Energy Lab
Pace Project No.: 60218542

Dear Wendy Stonestreet:
Enclosed are the analytical results for sample(s) received by the laboratory between May 05, 2016 and May 06, 2016. The results relate only to the samples included in this report. Results reported herein conform to the most current TNI standards and the laboratory's Quality Assurance Manual, where applicable, unless otherwise noted in the body of the report.

Some analyses have been subcontracted outside of the Pace Network. The subcontracted laboratory report has been attached.

If you have any questions concerning this report, please feel free to contact me.

Sincerely,

Colleen Clyne
colleen.clyne@pacelabs.com
Project Manager

Enclosures

cc: Tamara Gleason, Ramboll Environ

This report shall not be reproduced, except in full,
without the written consent of Pace Analytical Services, Inc..

Pace Analytical Services, Inc.
9608 Loiret Blvd.
Lenexa, KS 66219
(913)599-5665

SAMPLE SUMMARY

Project: Fort Smith, AR Pace Energy Lab
Pace Project No.: 60218542

Lab ID	Sample ID	Matrix	Date Collected	Date Received
60218542001	MW-99-201605	Water	05/03/16 08:55	05/06/16 11:50
60218542002	MW-184-201605	Water	05/03/16 12:20	05/06/16 11:50
60218542003	MW-96-201605	Water	05/03/16 10:07	05/06/16 11:50
60218542004	MW-98-201605	Water	05/03/16 11:40	05/06/16 11:50
60218542005	MW-188-201605	Water	05/03/16 17:25	05/06/16 11:50
60218542006	MW-89-201605	Water	05/03/16 17:35	05/06/16 11:50
60218542007	MW-56R-201605	Water	05/03/16 16:20	05/06/16 11:50
60218542008	MW-65-201605	Water	05/03/16 16:50	05/06/16 11:50
60218542009	IW-72-201605	Water	05/03/16 14:20	05/06/16 11:50
60218542010	MW-35R-201605	Water	05/03/16 15:05	05/06/16 11:50
60218542011	MW-41R-201605	Water	05/03/16 16:05	05/06/16 11:50
60218542012	MW-34R-201605	Water	05/03/16 11:45	05/06/16 11:50
60218542013	MW-29-201605	Water	05/03/16 08:55	05/06/16 11:50
60218542014	RW-69-201605	Water	05/03/16 11:08	05/06/16 11:50
60218542015	MW-71-201605	Water	05/03/16 13:24	05/06/16 11:50
60218542016	MW-36R-201605	Water	05/03/16 10:45	05/06/16 11:50
60218542017	IW-80-201605	Water	05/03/16 12:55	05/06/16 11:50
60218542018	MW-57R-201605	Water	05/03/16 14:40	05/06/16 11:50
60218542019	MW-62R-201605	Water	05/03/16 09:45	05/06/16 11:50
60218542020	TMW-11-201605	Water	05/03/16 15:10	05/06/16 11:50
60218542021	MW-61R-201605	Water	05/03/16 12:10	05/06/16 11:50
60218542022	MW-46R-201605	Water	05/03/16 15:44	05/06/16 11:50
60218542023	MW-88-201605	Water	05/04/16 14:25	05/06/16 11:50
60218542024	MW-22-201605	Water	05/04/16 12:45	05/06/16 11:50
60218542025	TMW-10-201605	Water	05/04/16 10:10	05/06/16 11:50
60218542026	IW-73-201605	Water	05/04/16 13:25	05/06/16 11:50
60218542027	MW-81-201605	Water	05/04/16 17:25	05/06/16 11:50
60218542028	IW-74-201605	Water	05/04/16 13:10	05/06/16 11:50
60218542029	MW-187-201605	Water	05/04/16 09:40	05/06/16 11:50
60218542030	MW-189-201605	Water	05/04/16 11:40	05/06/16 11:50
60218542031	MW-83-201605	Water	05/04/16 10:26	05/06/16 11:50
60218542032	MW-90-201605	Water	05/04/16 16:25	05/06/16 11:50
60218542033	MW-28-201605	Water	05/04/16 13:50	05/06/16 11:50
60218542034	MW-186-201605	Water	05/04/16 13:45	05/06/16 11:50
60218542035	MW-24-201605	Water	05/04/16 17:00	05/06/16 11:50
60218542036	MW-190-201605	Water	05/04/16 16:42	05/06/16 11:50
60218542037	MW-191-201605	Water	05/04/16 13:50	05/06/16 11:50

REPORT OF LABORATORY ANALYSIS

This report shall not be reproduced, except in full,
without the written consent of Pace Analytical Services, Inc..

Pace Analytical Services, Inc.
9608 Loiret Blvd.
Lenexa, KS 66219
(913)599-5665

SAMPLE SUMMARY

Project: Fort Smith, AR Pace Energy Lab
Pace Project No.: 60218542

Lab ID	Sample ID	Matrix	Date Collected	Date Received
60218542038	MW-192-201605	Water	05/04/16 11:20	05/06/16 11:50
60218542039	MW-182-201605	Water	05/04/16 17:15	05/06/16 11:50
60218542040	ITMW-10-201605	Water	05/05/16 11:40	05/06/16 11:50
60218542041	ITMW-9-201605	Water	05/05/16 13:50	05/06/16 11:50
60218542042	ITMW-16-201605	Water	05/05/16 09:15	05/06/16 11:50
60218542043	MW-23-201605	Water	05/05/16 08:15	05/06/16 11:50
60218542044	ITMW-6-201605	Water	05/05/16 13:00	05/06/16 11:50
60218542045	MW-84-201605	Water	05/05/16 10:35	05/06/16 11:50
60218542046	MW-38-201605	Water	05/05/16 14:40	05/06/16 11:50
60218542047	ITMW-11-201605	Water	05/05/16 12:00	05/06/16 11:50
60218542048	ITMW-12-201605	Water	05/05/16 15:00	05/06/16 11:50
60218542049	MW-86-201605	Water	05/05/16 14:15	05/06/16 11:50
60218542050	ITMW-4-201605	Water	05/05/16 12:02	05/06/16 11:50
60218542051	MW-25-201605	Water	05/05/16 12:20	05/06/16 11:50
60218542052	ITMW-15-201605	Water	05/05/16 15:30	05/06/16 11:50
60218542053	MW-95-201605	Water	05/05/16 12:35	05/06/16 11:50
60218542054	MW-93-201605	Water	05/05/16 13:55	05/06/16 11:50
60218542055	MW-85-201605	Water	05/05/16 10:25	05/06/16 11:50
60218542056	MW-172-201605	Water	05/05/16 08:35	05/06/16 11:50
60218542057	ITMW-7-201605	Water	05/05/16 08:20	05/06/16 11:50
60218542058	ITMW-17-201605	Water	05/05/16 08:45	05/06/16 11:50
60218542059	ITMW-19-201605	Water	05/05/16 15:35	05/06/16 11:50
60218542060	ITMW-13-201605	Water	05/05/16 11:50	05/06/16 11:50
60218542061	ITMW-14-201605	Water	05/05/16 10:10	05/06/16 11:50
60218542062	ITMW-2-201605	Water	05/05/16 08:20	05/06/16 11:50
60218542063	ITMW-1-201605	Water	05/05/16 13:50	05/06/16 11:50
60218542064	ITMW-18-201605	Water	05/05/16 12:15	05/06/16 11:50
60218727001	MW-92-201605	Water	05/04/16 16:20	05/05/16 19:00
60218727002	MW-82-201605	Water	05/04/16 09:15	05/05/16 19:00
60218727003	MW-97-201605	Water	05/05/16 09:30	05/05/16 19:00
60218727004	IW-76-201605	Water	05/04/16 09:15	05/05/16 19:00
60218727005	MW-185-201605	Water	05/04/16 08:44	05/05/16 19:00
60218727006	MW-91-201605	Water	05/04/16 08:00	05/05/16 19:00
60218727007	ITMW-21-201605	Water	05/05/16 10:34	05/05/16 19:00
60218727008	IW-77-201605	Water	05/04/16 10:55	05/05/16 19:00
60218727009	MW-58R-201605	Water	05/04/16 13:15	05/05/16 19:00
60218727010	MW-183-201605	Water	05/04/16 08:45	05/05/16 19:00

REPORT OF LABORATORY ANALYSIS

This report shall not be reproduced, except in full,
without the written consent of Pace Analytical Services, Inc..

Pace Analytical Services, Inc.
9608 Loiret Blvd.
Lenexa, KS 66219
(913)599-5665

SAMPLE SUMMARY

Project: Fort Smith, AR Pace Energy Lab
Pace Project No.: 60218542

Lab ID	Sample ID	Matrix	Date Collected	Date Received
60218727011	**MW-94-201605**	Water	05/05/16 10:44	05/05/16 19:00
60218727012	**MW-87-201605**	Water	05/05/16 08:50	05/05/16 19:00
60218727013	**MW-27-201605**	Water	05/04/16 10:30	05/05/16 19:00

This report shall not be reproduced, except in full,
without the written consent of Pace Analytical Services, Inc..

Pace Analytical Services, Inc.
9608 Loiret Blvd.
Lenexa, KS 66219
(913)599-5665

PROJECT NARRATIVE

Project:
Pace Project No.:

Method:
Description:
Client:
Date:

This data package has been reviewed for quality and completeness and is approved for release.

This report shall not be reproduced, except in full,
without the written consent of Pace Analytical Services, Inc..

WO# : 60218542

60218542

Cooler Receipt F...

Client Name: Environ Project: Fort Smith, AR Lab Work Order: _____

A. Shipping/Container Information (circle appropriate response)

Courier: (FedEx) UPS USPS Client Other:_____ Air bill Present: (Yes) No

Tracking Number: 8094 9503 9103

Custody Seal on Cooler/Box Present: (Yes) No Seals Intact: (Yes) No

Cooler/Box Packing Material: Bubble Wrap Absorbent (Foam) Other:_____

Type of Ice: (Wet) Blue None Ice Intact: (Yes) Melted

Cooler Temperature: 5°C Radiation Screened: Yes (No) Chain of Custody Present: (Yes) No

Comments:_____

B. Laboratory Assignment/Log-in (check appropriate response)

	YES	NO	N/A	Comment Reference non-Conformance
Chain of Custody properly filled out	✓			
Chain of Custody relinquished	✓			
Sampler Name & Signature on COC	✓			
Containers intact				
Were samples in separate bags				
Sample container labels match COC Sample name/date and time collected				
Sufficient volume provided				
PAES containers used				
Are containers properly preserved for the requested testing? (as labeled)				
If an unknown preservation state, were containers checked? Exception: VOA's coliform			✓	If yes, see pH form.
Was volume for dissolved testing field filtered, as noted on the COC? Was volume received in a preserved container?			✓	

Comments:_____

Cooler contents examined/received by: LY Date: 5.6.16

Project Manager Review: _____ Date: _____

F-PAE-Q-009-rev.00, 20 Nov2014

NON-CONFORMANCE FORM

PAES Work Order #: _____

Date: 5 6 16 Time of Receipt: 1150 Receiver: CJ

Client: Environ

REASON FOR NON-CONFORMANCE

1 All samples' vials & samples on 1st COC had date & 5/3/16

2 MW-23 20160S: No time on vials

3 Received 13 additional samples Not on COC

ACTION TAKEN:

Client name: _____ Date: _____ Time: _____

Customer Service Initials: _____ Date: _____

F-PAE-Q-014-rev 00, 20 Nov2014

Pace Analytical
www.pacelabs.com

CHAIN-OF-CUSTODY / Analytical Request Document

The Chain-of-Custody is a LEGAL DOCUMENT. All relevant fields must be completed accurately.

Page: of 10

Section A Required Client Information:

Company:	Environ
Address:	7500 College Blvd., Ste. 925
	Overland Park, KS 66210
Email To:	wstonestreet@environcorp.com
Phone: 913-553-5926	Fax:
Requested Due Date/TAT:	

Section B Required Project Information:

Report To:	Wendy Stonestreet
Copy To:	
Purchase Order No.:	
Project Name:	Fort Smith, AR
Project Number:	

Section C Invoice Information:

Attention:	
Company Name:	
Address:	
Pace Quote Reference:	
Pace Project Manager:	Colleen Clyne
Pace Profile #:	7444, line 1

REGULATORY AGENCY

☐ NPDES ☐ GROUND WATER ☐ DRINKING WATER
☐ UST ☐ RCRA ☒ OTHER ADEQ

Site Location STATE: AR

Section D Required Client Information

SAMPLE ID (A-Z, 0-9 / ,-) Sample IDs MUST BE UNIQUE

Valid Matrix Codes

MATRIX	CODE
DRINKING WATER	DW
WATER	WT
WASTE WATER	WW
PRODUCT	P
SOIL/SOLID	SL
OIL	OL
WIPE	WP
AIR	AR
OTHER	OT
TISSUE	TS

ITEM #	SAMPLE ID	MATRIX CODE (see valid codes to left)	SAMPLE TYPE (G=GRAB C=COMP)	COLLECTED COMPOSITE START DATE	COLLECTED COMPOSITE START TIME	COLLECTED COMPOSITE END/GRAB DATE	COLLECTED COMPOSITE END/GRAB TIME	SAMPLE TEMP AT COLLECTION	# OF CONTAINERS	Preservatives: Unpreserved	H_2SO_4	HNO_3	HCl	NaOH	$Na_2S_2O_3$	Methanol	Other Na_3PO_4	Y/N	Analysis Test: AM20 GAX Hydrogen	AM 21 GAX Volatile Fatty Acids	AM 20 GAX Methane, Ethane, Ethene	AM 20 GAX Acetylene	Residual Chlorine (Y/N)	Pace Project No./ Lab I.D.
1	MW-99-201605	WT	G	5/5/16	855				5	X						X				X	X	X		60218542 001
2	MW-184-201605	WT	G		1220				5	X						X				X	X	X		002
3	MW-96-201605	WT	G		1007				5	X						X				X	X	X		003
4	MW-98-201605	WT	G		1140				5	X						X				X	X	X		004
5	MW-188-201605	WT	G		1725				5	X						X				X	X	X		005
6	MW-89-201605	WT	G		1735				5	X						X				X	X	X		006
7	MW-56R-201605	WT	G		1620				5	X						X				X	X	X		007
8	MW-65-201605	WT	G		1650				5	X						X				X	X	X		008
9	IW-72-201605	WT	G		1420				5	X						X				X	X	X		009
10	MW-35R-201605	WT	G		1505				5	X						X				X	X	X		010
11	MW-41R-201605	WT	G		1605				5	X						X				X	X	X		011
12	MW-34R-201605	WT	G		1145				5	X						X				X	X	X		012

ADDITIONAL COMMENTS	RELINQUISHED BY / AFFILIATION	DATE	TIME	ACCEPTED BY / AFFILIATION	DATE	TIME	SAMPLE CONDITIONS: Temp in °C	Received on Ice (Y/N)	Custody Sealed Cooler (Y/N)	Samples Intact (Y/N)
Level IV data package required	Lucy Cross / Ramboll Environ	5/5/16	1900	[illegible] PAS	5.6.16	1150	5	Y	Y	

SAMPLER NAME AND SIGNATURE

PRINT Name of SAMPLER: Lucy Cross

SIGNATURE of SAMPLER: Lucy Cross DATE Signed (MM/DD/YY): 5/5/2016

*Important Note: By signing this form you are accepting Pace's NET 30 day payment terms and agreeing to late charges of 1.5% per month for any invoices not paid within 30 days.

F-ALL-Q-020rev.07, 15-Feb-2007

Pace Analytical
www.pacelabs.com

CHAIN-OF-CUSTODY / Analytical Request Document

The Chain-of-Custody is a LEGAL DOCUMENT. All relevant fields must be completed accurately.

Section A Required Client Information:

Company:	Environ
Address:	7500 College Blvd., Ste. 925
	Overland Park, KS 66210
Email To:	wstonestreet@environcorp.com
Phone: 913-553-5926	Fax:
Requested Due Date/TAT:	

Section B Required Project Information:

Report To:	Wendy Stonestreet
Copy To:	
Purchase Order No.:	
Project Name:	Fort Smith, AR
Project Number:	

Section C Invoice Information:

Attention:	
Company Name:	
Address:	
Pace Quote Reference:	
Pace Project Manager:	Colleen Clyne
Pace Profile #:	7444, line 1

REGULATORY AGENCY

☐ NPDES ☐ GROUND WATER ☐ DRINKING WATER
☐ UST ☐ RCRA ☒ OTHER ADEQ

Site Location STATE: AR

Section D Required Client Information

SAMPLE ID (A-Z, 0-9 / ,-) Sample IDs MUST BE UNIQUE

Valid Matrix Codes

MATRIX	CODE
DRINKING WATER	DW
WATER	WT
WASTE WATER	WW
PRODUCT	P
SOIL/SOLID	SL
OIL	OL
WIPE	WP
AIR	AR
OTHER	OT
TISSUE	TS

Requested Analysis Filtered (Y/N)

ITEM #	SAMPLE ID	MATRIX CODE (see valid codes to left)	SAMPLE TYPE (G=GRAB C=COMP)	COLLECTED COMPOSITE START DATE	COLLECTED COMPOSITE START TIME	COLLECTED COMPOSITE END/GRAB DATE	COLLECTED COMPOSITE END/GRAB TIME	SAMPLE TEMP AT COLLECTION	# OF CONTAINERS	Preservatives: Unpreserved	H_2SO_4	HNO_3	HCl	NaOH	$Na_2S_2O_3$	Methanol	Other NaxPOH	Y/N	Analysis Test: AM20 GAX Hydrogen	AM 21 GAX Volatile Fatty Acids	AM 20 GAX Methane,Ethane,Ethene	AM 20 GAX Acetylene	Residual Chlorine (Y/N)	Pace Project No./ Lab I.D. 60218542
1	MW-29-201605	WT		5/3/16	0855				5	X						X				X	X	X		013
2	RW-69-201605	WT			1108				5	X						X				X	X	X		014
3	MW-71-201605	WT			1324				5	X						X				X	X	X		015
4	MW-36R-201605	WT			1045				5	X						X				X	X	X		016
5	IW-80-201605	WT			1255				5	X						X				X	X	X		017
6	MW-57R-201605	WT			1440				5	X						X				X	X	X		018
7	MW-62R-201605	WT			0945				5	X						X				X	X	X		019
8	TMW-11-201605	WT			1510				5	X						X				X	X	X		020
9	MW-61R-201605	WT			1210				5	X						X				X	X	X		021
10	MW-40R-201605	WT		▼	1544				5	X						X				X	X	X		022
11	MW-88-201605	WT		5/4/16	1425				5	X						X				X	X	X		023
12	MW-22-201605	WT		5/4/16	1245				5	X						X				X	X	X		024

ADDITIONAL COMMENTS	RELINQUISHED BY / AFFILIATION	DATE	TIME	ACCEPTED BY / AFFILIATION	DATE	TIME	SAMPLE CONDITIONS
Level IV data package required	Lucy Cross / Ramboll Environ	5/5/16	1900	PACE	5/6/16	11:50	5 4 Y

SAMPLER NAME AND SIGNATURE

PRINT Name of SAMPLER: Lucy Cross

SIGNATURE of SAMPLER: Lucy Cross DATE Signed (MM/DD/YY): 5/5/2016

Temp In °C	Received on Ice (Y/N)	Custody Sealed Cooler (Y/N)	Samples Intact (Y/N)

*Important Note: By signing this form you are accepting Pace's NET 30 day payment terms and agreeing to late charges of 1.5% per month for any invoices not paid within 30 days.

Pace Analytical™
www.pacelabs.com

CHAIN-OF-CUSTODY / Analytical Request Document

The Chain-of-Custody is a LEGAL DOCUMENT. All relevant fields must be completed accurately.

Page: 3 of 6

Section A Required Client Information:		Section B Required Project Information:		Section C Invoice Information:	
Company:	Environ	Report To:	Wendy Stonestreet	Attention:	
Address:	7500 College Blvd., Ste. 925	Copy To:		Company Name:	
	Overland Park, KS 66210			Address:	
Email To:	wstonestreet@environcorp.com	Purchase Order No.:		Pace Quote Reference:	
Phone:	913-553-5926 Fax:	Project Name:	Fort Smith, AR	Pace Project Manager:	Colleen Clyne
Requested Due Date/TAT:		Project Number:		Pace Profile #:	7444, line 1

REGULATORY AGENCY

☐ NPDES ☐ GROUND WATER ☐ DRINKING WATER
☐ UST ☐ RCRA ☒ OTHER ADEQ

Site Location STATE: AR

Requested Analysis Filtered (Y/N)

ITEM #	Section D Required Client Information — SAMPLE ID (A-Z, 0-9 / ,-) Sample IDs MUST BE UNIQUE	Valid Matrix Codes: MATRIX / CODE — DRINKING WATER DW; WATER WT; WASTE WATER WW; PRODUCT P; SOIL/SOLID SL; OIL OL; WIPE WP; AIR AR; OTHER OT; TISSUE TS	MATRIX CODE (see valid codes to left)	SAMPLE TYPE (G=GRAB C=COMP)	COLLECTED: COMPOSITE START DATE	COMPOSITE START TIME	COMPOSITE END/GRAB DATE	COMPOSITE END/GRAB TIME	SAMPLE TEMP AT COLLECTION	# OF CONTAINERS	Preservatives: Unpreserved	H_2SO_4	HNO_3	HCl	NaOH	$Na_2S_2O_3$	Methanol	Other Na_2PO_4	Analysis Test Y/N	AM20 GAX Hydrogen	AM 21 GAX Volatile Fatty Acids	AM 20 GAX Methane,Ethane,Ethene	AM 20 GAX Acetylene	Residual Chlorine (Y/N)	Pace Project No./ Lab I.D.
																										60218542
1	TMW-10-201605		WT	G	5/4/16	1010				5	X							X				X	X	X		025
2	iW-75-201605		WT	G		1325				5	X							X				X	X	X		026
3	MW-81-201605		WT	G		1725				5	X							X				X	X	X		027
4	iW-74-201605		WT	G		1310				5	X							X				X	X	X		028
5	MW-187-201605		WT	G		~~1930~~	940			5	X							X				X	X	X		029
6	MW-189-201605		WT	G		~~0940~~	1140			5	X							X				X	X	X		030
7	MW-83-201605		WT	G		1026				5	X							X				X	X	X		031
8	MW-90-201605		WT	G		1625				5	X							X				X	X	X		032
9	MW-28-201605		WT	G		1350				5	X							X				X	X	X		033
10	MW-186-201605		WT	G		1345				5	X							X				X	X	X		034
11	MW-24-201605		WT	G		1700				5	X							X				X	X	X		035
12	MW-190-201605		WT	G		1642				6	X							X				X	X	X		036

ADDITIONAL COMMENTS	RELINQUISHED BY / AFFILIATION	DATE	TIME	ACCEPTED BY / AFFILIATION	DATE	TIME	SAMPLE CONDITIONS: Temp in °C	Received on Ice (Y/N)	Custody Sealed Cooler (Y/N)	Samples Intact (Y/N)
Level IV data package required	Lucy Cross / Ramboll Environ	5/5/16	1900	[illegible] PASS	5.6.16	1150	5	Y	Y	

SAMPLER NAME AND SIGNATURE

PRINT Name of SAMPLER: Lucy Cross

SIGNATURE of SAMPLER: Lucy Cross DATE Signed (MM/DD/YY): 5/5/2016

*Important Note: By signing this form you are accepting Pace's NET 30 day payment terms and agreeing to late charges of 1.5% per month for any invoices not paid within 30 days.

F-ALL-Q-020rev.07, 15-Feb-2007

Pace Analytical
www.pacelabs.com

CHAIN-OF-CUSTODY / Analytical Request Document

The Chain-of-Custody is a LEGAL DOCUMENT. All relevant fields must be completed accurately.

Page: 4 of 6

Section A Required Client Information:		Section B Required Project Information:		Section C Invoice Information:	
Company:	Environ	Report To:	Wendy Stonestreet	Attention:	
Address:	7500 College Blvd., Ste. 925	Copy To:		Company Name:	
	Overland Park, KS 66210			Address:	
Email To:	wstonestreet@environcorp.com	Purchase Order No.:		Pace Quote Reference:	
Phone: 913-553-5926	Fax:	Project Name:	Fort Smith, AR	Pace Project Manager:	Colleen Clyne
Requested Due Date/TAT:		Project Number:		Pace Profile #:	7444, line 1

REGULATORY AGENCY

☐ NPDES ☐ GROUND WATER ☐ DRINKING WATER
☐ UST ☐ RCRA ☒ OTHER ADEQ

Site Location STATE: AR

Section D Required Client Information

Valid Matrix Codes

MATRIX	CODE
DRINKING WATER	DW
WATER	WT
WASTE WATER	WW
PRODUCT	P
SOIL/SOLID	SL
OIL	OL
WIPE	WP
AIR	AR
OTHER	OT
TISSUE	TS

SAMPLE ID (A-Z, 0-9 / ,-) Sample IDs MUST BE UNIQUE

Requested Analysis Filtered (Y/N)

ITEM #	SAMPLE ID	MATRIX CODE (see valid codes to left)	SAMPLE TYPE (G=GRAB C=COMP)	COLLECTED COMPOSITE START DATE	COLLECTED COMPOSITE START TIME	COLLECTED COMPOSITE END/GRAB DATE	COLLECTED COMPOSITE END/GRAB TIME	SAMPLE TEMP AT COLLECTION	# OF CONTAINERS	Unpreserved	H_2SO_4	HNO_3	HCl	NaOH	$Na_2S_2O_3$	Methanol	Other Na_3PO_4	Analysis Test (Y/N)	AM20 GAX Hydrogen	AM 21 GAX Volatile Fatty Acids	AM 20 GAX Methane,Ethane,Ethene	AM 20 GAX Acetylene	Residual Chlorine (Y/N)	Pace Project No./ Lab I.D. 60218542
1	MW-191-201605	WT	G	5/4/16	1350				5	X							X			X	X	X		037
2	MW-192-201605	WT	G	5/4/16	1120				5	X							X			X	X	X		038
3	MW-182-201605	WT	G	5/4/16	1715				5	X							X			X	X	X		039
4	ITMW-10-201605	WT	G	5/5/16	1140				5	X							X			X	X	X		040
5	ITMW-9-201605	WT	G	5/5/16	1350				5	X							X			X	X	X		041
6	ITMW-16-201605	WT	G	5/5/16	0915				5	X							X			X	X	X		042
7	MW-23-201605	WT	G	5/5/16	0815				5	X							X			X	X	X		043
8	ITMW-6-201605	WT	G	5/5/16	1300				5	X							X			X	X	X		044
9	MW-84-201605	WT	G	5/5/16	1035				5	X							X			X	X	X		045
10	MW-38-201605	WT	G	5/5/16	1440				5	X							X			X	X	X		046
11	ITMW-11-201605	WT	G	5/5/16	1200				5	X							X			X	X	X		047
12	ITMW-12-201605	WT	G	5/5/16	1500				5	X							X			X	X	X		048

ADDITIONAL COMMENTS	RELINQUISHED BY / AFFILIATION	DATE	TIME	ACCEPTED BY / AFFILIATION	DATE	TIME	SAMPLE CONDITIONS			
Level IV data package required	Lucy Cross / Ramboll Environ	5/5/16	1900	[signature] PACS	5.6.16	1150	5	Y	Y	

SAMPLER NAME AND SIGNATURE

PRINT Name of SAMPLER: Lucy Cross

SIGNATURE of SAMPLER: Lucy Cross

DATE Signed (MM/DD/YY): 5/5/2016

Temp in °C | Received on Ice (Y/N) | Custody Sealed Cooler (Y/N) | Samples Intact (Y/N)

*Important Note: By signing this form you are accepting Pace's NET 30 day payment terms and agreeing to late charges of 1.5% per month for any invoices not paid within 30 days.

F-ALL-Q-020rev.07, 15-Feb-2007

Pace Analytical
www.pacelabs.com

CHAIN-OF-CUSTODY / Analytical Request Document

The Chain-of-Custody is a LEGAL DOCUMENT. All relevant fields must be completed accurately.

Section A Required Client Information:		Section B Required Project Information:		Section C Invoice Information:	
Company:	Environ	Report To:	Wendy Stonestreet	Attention:	
Address:	7500 College Blvd., Ste. 925	Copy To:		Company Name:	
	Overland Park, KS 66210			Address:	
Email To:	wstonestreet@environcorp.com	Purchase Order No.:		Pace Quote Reference:	
Phone:	913-553-5926 Fax:	Project Name:	Fort Smith, AR	Pace Project Manager:	Colleen Clyne
Requested Due Date/TAT:		Project Number:		Pace Profile #:	7444, line 1

REGULATORY AGENCY

☐ NPDES ☐ GROUND WATER ☐ DRINKING WATER
☐ UST ☐ RCRA ☒ OTHER ADEQ

Site Location STATE: AR

Section D Required Client Information

SAMPLE ID (A-Z, 0-9 / ,-) Sample IDs MUST BE UNIQUE

Valid Matrix Codes: DRINKING WATER DW; WATER WT; WASTE WATER WW; PRODUCT P; SOIL/SOLID SL; OIL OL; WIPE WP; AIR AR; OTHER OT; TISSUE TS

Requested Analysis Filtered (Y/N)

ITEM #	SAMPLE ID	MATRIX CODE (see valid codes to left)	SAMPLE TYPE (G=GRAB C=COMP)	COLLECTED COMPOSITE START DATE	COLLECTED COMPOSITE START TIME	COLLECTED COMPOSITE END/GRAB DATE	COLLECTED COMPOSITE END/GRAB TIME	SAMPLE TEMP AT COLLECTION	# OF CONTAINERS	Preservatives: Unpreserved	H_2SO_4	HNO_3	HCl	NaOH	$Na_2S_2O_3$	Methanol	Other Na_3PO_4	Y/N ↓ Analysis Test ↓	AM20 GAX Hydrogen	AM 21 GAX Volatile Fatty Acids	AM 20 GAX Methane,Ethane,Ethene	AM 20 GAX Acetylene	Residual Chlorine (Y/N)	Pace Project No./ Lab I.D. 60218542
1	MW-86-2016O5	WT	G	5/5/16	1415				5	X							X			X	X	X		049
2	ITMW-4-2016O5	WT	G	5/5/16	1202				5	X							X			X	X	X		050
3	MW-25-2016O5	WT	G	5/5/16	1220				5	X							X			X	X	X		051
4	ITMW-15-2016O5	WT	G	5/5/16	1530				5	X							X			X	X	X		052
5	MW-95-2016O5	WT	G	5/5/16	1235				5	X							X			X	X	X		053
6	MW-93-2016O5	WT	G	5/5/16	1355				5	X							X			X	X	X		054
7	MW-85-2016O5	WT	G	5/5/16	1025				5	X							X			X	X	X		055
8	MW-172-2016O5	WT	G	5/5/16	0835				5	X							X			X	X	X		056
9	ITMW-7-2016O5	WT	G	5/5/16	0820				5	X							X			X	X	X		057
10	ITMW-17-2016O5	WT	G	5/5/16	0845				5	X							X			X	X	X		058
11	ITMW-19-2016O5	WT	G	5/5/16	1535				5	X							X			X	X	X		059
12	ITMW-13-2016O5	WT	G	5/5/16	1150				5	X							X			X	X	X		060

ADDITIONAL COMMENTS	RELINQUISHED BY / AFFILIATION	DATE	TIME	ACCEPTED BY / AFFILIATION	DATE	TIME	SAMPLE CONDITIONS
Level IV data package required	Lucy Cross / Ramboll Environ	5/5/16	1900	[illegible] PACE	5/6/16	1150	5 Y Y

SAMPLER NAME AND SIGNATURE			Temp In °C	Received on Ice (Y/N)	Custody Sealed Cooler (Y/N)	Samples Intact (Y/N)
PRINT Name of SAMPLER:	Lucy Cross					
SIGNATURE of SAMPLER:	Lucy Cross	DATE Signed (MM/DD/YY): 5/5/2016				

*Important Note: By signing this form you are accepting Pace's NET 30 day payment terms and agreeing to late charges of 1.5% per month for any invoices not paid within 30 days.

Pace Analytical
www.pacelabs.com

CHAIN-OF-CUSTODY / Analytical Request Document

The Chain-of-Custody is a LEGAL DOCUMENT. All relevant fields must be completed accurately.

Page: 6 of 6

Section A Required Client Information:		Section B Required Project Information:		Section C Invoice Information:	
Company:	Environ	Report To:	Wendy Stonestreet	Attention:	
Address:	7500 College Blvd., Ste. 925	Copy To:		Company Name:	
	Overland Park, KS 66210			Address:	
Email To:	wstonestreet@environcorp.com	Purchase Order No.:		Pace Quote Reference:	
Phone: 913-553-5926	Fax:	Project Name:	Fort Smith, AR	Pace Project Manager:	Colleen Clyne
Requested Due Date/TAT:		Project Number:		Pace Profile #:	7444, line 1

REGULATORY AGENCY

☐ NPDES ☐ GROUND WATER ☐ DRINKING WATER
☐ UST ☐ RCRA ☒ OTHER ADEQ

Site Location STATE: AR

Section D Required Client Information

Valid Matrix Codes

MATRIX	CODE
DRINKING WATER	DW
WATER	WT
WASTE WATER	WW
PRODUCT	P
SOIL/SOLID	SL
OIL	OL
WIPE	WP
AIR	AR
OTHER	OT
TISSUE	TS

SAMPLE ID (A-Z, 0-9 / ,-) Sample IDs MUST BE UNIQUE

Requested Analysis Filtered (Y/N)

ITEM #	SAMPLE ID	MATRIX CODE (see valid codes to left)	SAMPLE TYPE (G=GRAB C=COMP)	COLLECTED COMPOSITE START DATE	COLLECTED COMPOSITE START TIME	COLLECTED COMPOSITE END/GRAB DATE	COLLECTED COMPOSITE END/GRAB TIME	SAMPLE TEMP AT COLLECTION	# OF CONTAINERS	Unpreserved	H_2SO_4	HNO_3	HCl	NaOH	$Na_2S_2O_3$	Methanol	Other Na2PO4	Analysis Test (Y/N)	AM20 GAX Hydrogen	AM 21 GAX Volatile Fatty Acids	AM 20 GAX Methane,Ethane,Ethene	AM 20 GAX Acetylene	Residual Chlorine (Y/N)	Pace Project No./ Lab I.D. 60218542
1	ITMW-14-201605	WT	G	5/5/16	1010				5	X							X		~~X~~	X	X	X		061
2	ITMW-2-201605	WT	G	5/5/16	0820				5	X							X			X	X	X		062
3	ITMW-1-201605	WT	G	5/5/16	1350				5	X							X			X	X	X		063
4	ITMW-18-201605	WT	G	5/5/16	1215				5	X							X			X	X	X		064
5																								
6																								
7																								
8																								
9																								
10																								
11																								
12																								

ADDITIONAL COMMENTS	RELINQUISHED BY / AFFILIATION	DATE	TIME	ACCEPTED BY / AFFILIATION	DATE	TIME	SAMPLE CONDITIONS			
Level IV data package required	Lucy Cross / Ramboll Environ	5/5/16	1900	[illegible] PAES	5/6/16	1150	5	Y	Y	

SAMPLER NAME AND SIGNATURE

PRINT Name of SAMPLER: Lucy Cross

SIGNATURE of SAMPLER: Lucy Cross

DATE Signed (MM/DD/YY): 5/5/2016

Temp in °C | Received on Ice (Y/N) | Custody Sealed Cooler (Y/N) | Samples Intact (Y/N)

*Important Note: By signing this form you are accepting Pace's NET 30 day payment terms and agreeing to late charges of 1.5% per month for any invoices not paid within 30 days.

F-ALL-Q-020rev.07, 15-Feb-2007

Pace Analytical Energy Services LLC
220 William Pitt Way
Pittsburgh, PA 15238
Phone: (412) 826-5245
Fax: (412) 826-3433

May 17, 2016

Colleen Clyne
Pace Analytical Services
9608 Loiret Blvd
Lenexa, KS 66219

RE: **FORT SMITH, AR**
Pace Workorder: 19051

Dear Colleen Clyne:

Enclosed are the analytical results for sample(s) received by the laboratory on Friday, May 06, 2016. Results reported herein conform to the most current NELAC standards, where applicable, unless otherwise narrated in the body of the report.

If you have any questions concerning this report, please feel free to contact me.

Sincerely,

Ruth Welsh 05/17/2016
Ruth.Welsh@pacelabs.com

Customer Service Representative

Enclosures

As a valued client we would appreciate your comments on our service.
Please email info@microseeps.com.

Total Number of Pages 43

CERTIFICATE OF ANALYSIS

This report shall not be reproduced, except in full,
without the written consent of Pace Analytical Energy Services LLC.

Pace Analytical Energy Services LLC
220 William Pitt Way
Pittsburgh, PA 15238
Phone: (412) 826-5245
Fax: (412) 826-3433

LABORATORY ACCREDITATIONS & CERTIFICATIONS

Accreditor:	Pennsylvania Department of Environmental Protection, Bureau of Laboratories
Accreditation ID:	02-00538
Scope:	NELAP Non-Potable Water and Solid & Hazardous Waste
Accreditor:	South Carolina Department of Health and Environmental Control, Office of Environmental Laboratory Certification
Accreditation ID:	89009003
Scope:	Clean Water Act (CWA); Resource Conservation and Recovery Act (RCRA)
Accreditor:	NELAP: New Jersey, Department of Environmental Protection
Accreditation ID:	PA026
Scope:	Non-Potable Water; Solid and Chemical Materials
Accreditor:	NELAP: New York, Department of Health Wadsworth Center
Accreditation ID:	11815
Scope:	Non-Potable Water; Solid and Hazardous Waste
Accreditor:	State of Connecticut, Department of Public Health, Division of Environmental Health
Accreditation ID:	PH-0263
Scope:	Clean Water Act (CWA) Resource Conservation and Recovery Act (RCRA)
Accreditor:	NELAP: Texas, Commission on Environmental Quality
Accreditation ID:	T104704453-09-TX
Scope:	Non-Potable Water
Accreditor:	State of New Hampshire
Accreditation ID:	299409
Scope:	Non-potable water
Accreditor:	State of Georgia
Accreditation ID:	Chapter 391-3-26
Scope:	As per the Georgia EPD Rules and Regulations for Commercial Laboratories, PAES is accredited by the Pennsylvania Department of Environmental Protection Bureau of Laboratories under the National Environmental Laboratory Approval Program (NELAC).

CERTIFICATE OF ANALYSIS
This report shall not be reproduced, except in full,
without the written consent of Pace Analytical Energy Services LLC.

Pace Analytical Energy Services LLC
220 William Pitt Way
Pittsburgh, PA 15238
Phone: (412) 826-5245
Fax: (412) 826-3433

SAMPLE SUMMARY

Workorder: 19051 FORT SMITH, AR

Lab ID	Sample ID	Matrix	Date Collected	Date Received
190510001	MW-99-201605	Water	5/3/2016 08:55	5/6/2016 11:50
190510002	MW-184-201605	Water	5/3/2016 12:20	5/6/2016 11:50
190510003	MW-96-201605	Water	5/3/2016 10:07	5/6/2016 11:50
190510004	MW-98-201605	Water	5/3/2016 11:40	5/6/2016 11:50
190510005	MW-188-201605	Water	5/3/2016 17:25	5/6/2016 11:50
190510006	MW-89-201605	Water	5/3/2016 17:35	5/6/2016 11:50
190510007	MW-56R-201605	Water	5/3/2016 16:20	5/6/2016 11:50
190510008	MW-65-201605	Water	5/3/2016 16:50	5/6/2016 11:50
190510009	IW-72-201605	Water	5/3/2016 14:20	5/6/2016 11:50
190510010	MW-35R-201605	Water	5/3/2016 15:05	5/6/2016 11:50
190510011	MW-41R-201605	Water	5/3/2016 16:05	5/6/2016 11:50
190510012	MW-34R-201605	Water	5/3/2016 11:45	5/6/2016 11:50
190510013	MW-29-201605	Water	5/3/2016 08:55	5/6/2016 11:50
190510014	RW-69-201605	Water	5/3/2016 11:08	5/6/2016 11:50
190510015	MW-71-201605	Water	5/3/2016 13:24	5/6/2016 11:50
190510016	MW-36R-201605	Water	5/3/2016 10:45	5/6/2016 11:50
190510017	IW-80-201605	Water	5/3/2016 12:55	5/6/2016 11:50
190510018	MW-57R-201605	Water	5/3/2016 14:40	5/6/2016 11:50
190510019	MW-62R-201605	Water	5/3/2016 09:45	5/6/2016 11:50
190510020	TMW-11-201605	Water	5/3/2016 15:10	5/6/2016 11:50
190510021	MW-61R-201605	Water	5/3/2016 12:10	5/6/2016 11:50
190510022	MW-46R-201605	Water	5/3/2016 15:44	5/6/2016 11:50
190510023	MW-88-201605	Water	5/4/2016 14:25	5/6/2016 11:50
190510024	MW-22-201605	Water	5/4/2016 12:45	5/6/2016 11:50

CERTIFICATE OF ANALYSIS

This report shall not be reproduced, except in full,
without the written consent of Pace Analytical Energy Services LLC.

Pace Analytical Energy Services LLC
220 William Pitt Way
Pittsburgh, PA 15238
Phone: (412) 826-5245
Fax: (412) 826-3433

ANALYTICAL RESULTS

Workorder: 19051 FORT SMITH, AR

Lab ID: **190510001** Date Received: 5/6/2016 11:50 Matrix: Water

Sample ID: **MW-99-201605** Date Collected: 5/3/2016 08:55

Parameters	Results	Units	PQL	MDL	DF	Analyzed	By	Qualifiers
EDonors - MICR								
Analysis Desc: AM21G		Analytical Method: AM21G						
Acetic Acid	**<5.0**	mg/l	5.0	0.33	1	5/13/2016 01:58	BW	n
Propionic Acid	**<5.0**	mg/l	5.0	0.052	1	5/13/2016 01:58	BW	n
Pyruvic Acid	**<5.0**	mg/l	5.0	0.14	1	5/13/2016 01:58	BW	n
Butyric Acid	**<5.0**	mg/l	5.0	0.055	1	5/13/2016 01:58	BW	n
Lactic Acid	**<10**	mg/l	10	0.98	1	5/13/2016 01:58	BW	n
RISK - MICR								
Analysis Desc: AM20GAX		Analytical Method: AM20GAX						
Methane	**<0.50**	ug/l	0.50	0.033	1	5/12/2016 12:42	GT	n
Ethane	**<0.10**	ug/l	0.10	0.0040	1	5/12/2016 12:42	GT	n
Ethene	**<0.10**	ug/l	0.10	0.0050	1	5/12/2016 12:42	GT	n
Acetylene	**<0.50**	ug/l	0.50	0.029	1	5/12/2016 12:42	GT	n

CERTIFICATE OF ANALYSIS

This report shall not be reproduced, except in full,
without the written consent of Pace Analytical Energy Services LLC.

Pace Analytical Energy Services LLC
220 William Pitt Way
Pittsburgh, PA 15238
Phone: (412) 826-5245
Fax: (412) 826-3433

ANALYTICAL RESULTS

Workorder: 19051 FORT SMITH, AR

Lab ID: **190510002** Date Received: 5/6/2016 11:50 Matrix: Water

Sample ID: **MW-184-201605** Date Collected: 5/3/2016 12:20

Parameters	Results	Units	PQL	MDL	DF	Analyzed	By	Qualifiers
EDonors - MICR								
Analysis Desc: AM21G			Analytical Method: AM21G					
Acetic Acid	**<5.0**	mg/l	5.0	0.33	1	5/13/2016 03:25	BW	n
Propionic Acid	**<5.0**	mg/l	5.0	0.052	1	5/13/2016 03:25	BW	n
Pyruvic Acid	**<5.0**	mg/l	5.0	0.14	1	5/13/2016 03:25	BW	n
Butyric Acid	**<5.0**	mg/l	5.0	0.055	1	5/13/2016 03:25	BW	n
Lactic Acid	**<10**	mg/l	10	0.98	1	5/13/2016 03:25	BW	n
RISK - MICR								
Analysis Desc: AM20GAX			Analytical Method: AM20GAX					
Methane	**<0.50**	ug/l	0.50	0.033	1	5/12/2016 12:54	GT	n
Ethane	**<0.10**	ug/l	0.10	0.0040	1	5/12/2016 12:54	GT	n
Ethene	**<0.10**	ug/l	0.10	0.0050	1	5/12/2016 12:54	GT	n
Acetylene	**<0.50**	ug/l	0.50	0.029	1	5/12/2016 12:54	GT	n

CERTIFICATE OF ANALYSIS

This report shall not be reproduced, except in full,
without the written consent of Pace Analytical Energy Services LLC.

Pace Analytical Energy Services LLC
220 William Pitt Way
Pittsburgh, PA 15238
Phone: (412) 826-5245
Fax: (412) 826-3433

ANALYTICAL RESULTS

Workorder: 19051 FORT SMITH, AR

Lab ID: **190510003** Date Received: 5/6/2016 11:50 Matrix: Water

Sample ID: **MW-96-201605** Date Collected: 5/3/2016 10:07

Parameters	Results	Units	PQL	MDL	DF	Analyzed	By	Qualifiers
EDonors - MICR								
Analysis Desc: AM21G			Analytical Method: AM21G					
Acetic Acid	**<5.0**	mg/l	5.0	0.33	1	5/13/2016 03:47	BW	n
Propionic Acid	**<5.0**	mg/l	5.0	0.052	1	5/13/2016 03:47	BW	n
Pyruvic Acid	**<5.0**	mg/l	5.0	0.14	1	5/13/2016 03:47	BW	n
Butyric Acid	**<5.0**	mg/l	5.0	0.055	1	5/13/2016 03:47	BW	n
Lactic Acid	**<10**	mg/l	10	0.98	1	5/13/2016 03:47	BW	n
RISK - MICR								
Analysis Desc: AM20GAX			Analytical Method: AM20GAX					
Methane	**5.2**	ug/l	0.50	0.033	1	5/12/2016 13:07	GT	n
Ethane	**<0.10**	ug/l	0.10	0.0040	1	5/12/2016 13:07	GT	n
Ethene	**0.40**	ug/l	0.10	0.0050	1	5/12/2016 13:07	GT	n
Acetylene	**<0.50**	ug/l	0.50	0.029	1	5/12/2016 13:07	GT	n

CERTIFICATE OF ANALYSIS

This report shall not be reproduced, except in full,
without the written consent of Pace Analytical Energy Services LLC.

Pace Analytical Energy Services LLC
220 William Pitt Way
Pittsburgh, PA 15238
Phone: (412) 826-5245
Fax: (412) 826-3433

ANALYTICAL RESULTS

Workorder: 19051 FORT SMITH, AR

Lab ID: **190510004** Date Received: 5/6/2016 11:50 Matrix: Water

Sample ID: **MW-98-201605** Date Collected: 5/3/2016 11:40

Parameters	Results	Units	PQL	MDL	DF	Analyzed	By	Qualifiers
EDonors - MICR								
Analysis Desc: AM21G		Analytical Method: AM21G						
Acetic Acid	**<5.0**	mg/l	5.0	0.33	1	5/13/2016 04:09	BW	n
Propionic Acid	**<5.0**	mg/l	5.0	0.052	1	5/13/2016 04:09	BW	n
Pyruvic Acid	**<5.0**	mg/l	5.0	0.14	1	5/13/2016 04:09	BW	n
Butyric Acid	**<5.0**	mg/l	5.0	0.055	1	5/13/2016 04:09	BW	n
Lactic Acid	**<10**	mg/l	10	0.98	1	5/13/2016 04:09	BW	n
RISK - MICR								
Analysis Desc: AM20GAX		Analytical Method: AM20GAX						
Methane	**5.5**	ug/l	0.50	0.033	1	5/12/2016 13:22	GT	n
Ethane	**<0.10**	ug/l	0.10	0.0040	1	5/12/2016 13:22	GT	n
Ethene	**0.22**	ug/l	0.10	0.0050	1	5/12/2016 13:22	GT	n
Acetylene	**<0.50**	ug/l	0.50	0.029	1	5/12/2016 13:22	GT	n

CERTIFICATE OF ANALYSIS

This report shall not be reproduced, except in full,
without the written consent of Pace Analytical Energy Services LLC.

Pace Analytical Energy Services LLC
220 William Pitt Way
Pittsburgh, PA 15238
Phone: (412) 826-5245
Fax: (412) 826-3433

ANALYTICAL RESULTS

Workorder: 19051 FORT SMITH, AR

Lab ID: **190510005** Date Received: 5/6/2016 11:50 Matrix: Water

Sample ID: **MW-188-201605** Date Collected: 5/3/2016 17:25

Parameters	Results	Units	PQL	MDL	DF	Analyzed	By	Qualifiers
EDonors - MICR								
Analysis Desc: AM21G		Analytical Method: AM21G						
Acetic Acid	**<5.0**	mg/l	5.0	0.33	1	5/13/2016 04:31	BW	n
Propionic Acid	**<5.0**	mg/l	5.0	0.052	1	5/13/2016 04:31	BW	n
Pyruvic Acid	**<5.0**	mg/l	5.0	0.14	1	5/13/2016 04:31	BW	n
Butyric Acid	**<5.0**	mg/l	5.0	0.055	1	5/13/2016 04:31	BW	n
Lactic Acid	**<10**	mg/l	10	0.98	1	5/13/2016 04:31	BW	n
RISK - MICR								
Analysis Desc: AM20GAX		Analytical Method: AM20GAX						
Methane	**<0.50**	ug/l	0.50	0.033	1	5/12/2016 13:34	GT	n
Ethane	**<0.10**	ug/l	0.10	0.0040	1	5/12/2016 13:34	GT	n
Ethene	**<0.10**	ug/l	0.10	0.0050	1	5/12/2016 13:34	GT	n
Acetylene	**<0.50**	ug/l	0.50	0.029	1	5/12/2016 13:34	GT	n

CERTIFICATE OF ANALYSIS

This report shall not be reproduced, except in full,
without the written consent of Pace Analytical Energy Services LLC.

Pace Analytical Energy Services LLC
220 William Pitt Way
Pittsburgh, PA 15238
Phone: (412) 826-5245
Fax: (412) 826-3433

ANALYTICAL RESULTS

Workorder: 19051 FORT SMITH, AR

Lab ID: **190510006** Date Received: 5/6/2016 11:50 Matrix: Water

Sample ID: **MW-89-201605** Date Collected: 5/3/2016 17:35

Parameters	Results	Units	PQL	MDL	DF	Analyzed	By	Qualifiers
EDonors - MICR								
Analysis Desc: AM21G		Analytical Method: AM21G						
Acetic Acid	**<5.0**	mg/l	5.0	0.33	1	5/13/2016 04:52	BW	n
Propionic Acid	**<5.0**	mg/l	5.0	0.052	1	5/13/2016 04:52	BW	n
Pyruvic Acid	**<5.0**	mg/l	5.0	0.14	1	5/13/2016 04:52	BW	n
Butyric Acid	**<5.0**	mg/l	5.0	0.055	1	5/13/2016 04:52	BW	n
Lactic Acid	**<10**	mg/l	10	0.98	1	5/13/2016 04:52	BW	n
RISK - MICR								
Analysis Desc: AM20GAX		Analytical Method: AM20GAX						
Methane	**24**	ug/l	0.50	0.033	1	5/12/2016 13:46	GT	n
Ethane	**<0.10**	ug/l	0.10	0.0040	1	5/12/2016 13:46	GT	n
Ethene	**0.18**	ug/l	0.10	0.0050	1	5/12/2016 13:46	GT	n
Acetylene	**<0.50**	ug/l	0.50	0.029	1	5/12/2016 13:46	GT	n

CERTIFICATE OF ANALYSIS

This report shall not be reproduced, except in full,
without the written consent of Pace Analytical Energy Services LLC.

Pace Analytical Energy Services LLC
220 William Pitt Way
Pittsburgh, PA 15238
Phone: (412) 826-5245
Fax: (412) 826-3433

ANALYTICAL RESULTS

Workorder: 19051 FORT SMITH, AR

Lab ID: **190510007** Date Received: 5/6/2016 11:50 Matrix: Water

Sample ID: **MW-56R-201605** Date Collected: 5/3/2016 16:20

Parameters	Results	Units	PQL	MDL	DF	Analyzed	By	Qualifiers
EDonors - MICR								
Analysis Desc: AM21G		Analytical Method: AM21G						
Acetic Acid	**<5.0**	mg/l	5.0	0.33	1	5/13/2016 05:14	BW	n
Propionic Acid	**<5.0**	mg/l	5.0	0.052	1	5/13/2016 05:14	BW	n
Pyruvic Acid	**<5.0**	mg/l	5.0	0.14	1	5/13/2016 05:14	BW	n
Butyric Acid	**<5.0**	mg/l	5.0	0.055	1	5/13/2016 05:14	BW	n
Lactic Acid	**<10**	mg/l	10	0.98	1	5/13/2016 05:14	BW	n
RISK - MICR								
Analysis Desc: AM20GAX		Analytical Method: AM20GAX						
Methane	**7.5**	ug/l	0.50	0.033	1	5/12/2016 13:59	GT	n
Ethane	**0.16**	ug/l	0.10	0.0040	1	5/12/2016 13:59	GT	n
Ethene	**0.78**	ug/l	0.10	0.0050	1	5/12/2016 13:59	GT	n
Acetylene	**<0.50**	ug/l	0.50	0.029	1	5/12/2016 13:59	GT	n

CERTIFICATE OF ANALYSIS

This report shall not be reproduced, except in full,
without the written consent of Pace Analytical Energy Services LLC.

Pace Analytical Energy Services LLC
220 William Pitt Way
Pittsburgh, PA 15238
Phone: (412) 826-5245
Fax: (412) 826-3433

ANALYTICAL RESULTS

Workorder: 19051 FORT SMITH, AR

Lab ID: **190510008** Date Received: 5/6/2016 11:50 Matrix: Water

Sample ID: **MW-65-201605** Date Collected: 5/3/2016 16:50

Parameters	Results	Units	PQL	MDL	DF	Analyzed	By	Qualifiers
EDonors - MICR								
Analysis Desc: AM21G		Analytical Method: AM21G						
Acetic Acid	**<5.0**	mg/l	5.0	0.33	1	5/13/2016 05:36	BW	n
Propionic Acid	**<5.0**	mg/l	5.0	0.052	1	5/13/2016 05:36	BW	n
Pyruvic Acid	**<5.0**	mg/l	5.0	0.14	1	5/13/2016 05:36	BW	n
Butyric Acid	**<5.0**	mg/l	5.0	0.055	1	5/13/2016 05:36	BW	n
Lactic Acid	**<10**	mg/l	10	0.98	1	5/13/2016 05:36	BW	n
RISK - MICR								
Analysis Desc: AM20GAX		Analytical Method: AM20GAX						
Methane	**11**	ug/l	0.50	0.033	1	5/12/2016 14:12	GT	n
Ethane	**0.21**	ug/l	0.10	0.0040	1	5/12/2016 14:12	GT	n
Ethene	**<0.10**	ug/l	0.10	0.0050	1	5/12/2016 14:12	GT	n
Acetylene	**<0.50**	ug/l	0.50	0.029	1	5/12/2016 14:12	GT	n

CERTIFICATE OF ANALYSIS

This report shall not be reproduced, except in full,
without the written consent of Pace Analytical Energy Services LLC.

Pace Analytical Energy Services LLC
220 William Pitt Way
Pittsburgh, PA 15238
Phone: (412) 826-5245
Fax: (412) 826-3433

ANALYTICAL RESULTS

Workorder: 19051 FORT SMITH, AR

Lab ID: **190510009** Date Received: 5/6/2016 11:50 Matrix: Water

Sample ID: **IW-72-201605** Date Collected: 5/3/2016 14:20

Parameters	Results	Units	PQL	MDL	DF	Analyzed	By	Qualifiers
EDonors - MICR								
Analysis Desc: AM21G		Analytical Method: AM21G						
Acetic Acid	**<5.0**	mg/l	5.0	0.33	1	5/13/2016 05:58	BW	n
Propionic Acid	**<5.0**	mg/l	5.0	0.052	1	5/13/2016 05:58	BW	n
Pyruvic Acid	**<5.0**	mg/l	5.0	0.14	1	5/13/2016 05:58	BW	n
Butyric Acid	**<5.0**	mg/l	5.0	0.055	1	5/13/2016 05:58	BW	n
Lactic Acid	**<10**	mg/l	10	0.98	1	5/13/2016 05:58	BW	n
RISK - MICR								
Analysis Desc: AM20GAX		Analytical Method: AM20GAX						
Methane	**<0.50**	ug/l	0.50	0.033	1	5/12/2016 14:24	GT	n
Ethane	**<0.10**	ug/l	0.10	0.0040	1	5/12/2016 14:24	GT	n
Ethene	**<0.10**	ug/l	0.10	0.0050	1	5/12/2016 14:24	GT	n
Acetylene	**<0.50**	ug/l	0.50	0.029	1	5/12/2016 14:24	GT	n

CERTIFICATE OF ANALYSIS

This report shall not be reproduced, except in full,
without the written consent of Pace Analytical Energy Services LLC.

Pace Analytical Energy Services LLC
220 William Pitt Way
Pittsburgh, PA 15238
Phone: (412) 826-5245
Fax: (412) 826-3433

ANALYTICAL RESULTS

Workorder: 19051 FORT SMITH, AR

Lab ID: **190510010** Date Received: 5/6/2016 11:50 Matrix: Water

Sample ID: **MW-35R-201605** Date Collected: 5/3/2016 15:05

Parameters	Results	Units	PQL	MDL	DF	Analyzed	By	Qualifiers
EDonors - MICR								
Analysis Desc: AM21G		Analytical Method: AM21G						
Acetic Acid	**<5.0**	mg/l	5.0	0.33	1	5/13/2016 06:19	BW	n
Propionic Acid	**<5.0**	mg/l	5.0	0.052	1	5/13/2016 06:19	BW	n
Pyruvic Acid	**<5.0**	mg/l	5.0	0.14	1	5/13/2016 06:19	BW	n
Butyric Acid	**<5.0**	mg/l	5.0	0.055	1	5/13/2016 06:19	BW	n
Lactic Acid	**<10**	mg/l	10	0.98	1	5/13/2016 06:19	BW	n
RISK - MICR								
Analysis Desc: AM20GAX		Analytical Method: AM20GAX						
Methane	**11**	ug/l	0.50	0.033	1	5/12/2016 14:36	GT	n
Ethane	**0.20**	ug/l	0.10	0.0040	1	5/12/2016 14:36	GT	n
Ethene	**<0.10**	ug/l	0.10	0.0050	1	5/12/2016 14:36	GT	n
Acetylene	**<0.50**	ug/l	0.50	0.029	1	5/12/2016 14:36	GT	n

CERTIFICATE OF ANALYSIS

This report shall not be reproduced, except in full,
without the written consent of Pace Analytical Energy Services LLC.

Pace Analytical Energy Services LLC
220 William Pitt Way
Pittsburgh, PA 15238
Phone: (412) 826-5245
Fax: (412) 826-3433

ANALYTICAL RESULTS

Workorder: 19051 FORT SMITH, AR

Lab ID: **190510011** Date Received: 5/6/2016 11:50 Matrix: Water

Sample ID: **MW-41R-201605** Date Collected: 5/3/2016 16:05

Parameters	Results	Units	PQL	MDL	DF	Analyzed	By	Qualifiers
EDonors - MICR								
Analysis Desc: AM21G		Analytical Method: AM21G						
Acetic Acid	**<5.0**	mg/l	5.0	0.33	1	5/13/2016 06:41	BW	n
Propionic Acid	**<5.0**	mg/l	5.0	0.052	1	5/13/2016 06:41	BW	n
Pyruvic Acid	**<5.0**	mg/l	5.0	0.14	1	5/13/2016 06:41	BW	n
Butyric Acid	**<5.0**	mg/l	5.0	0.055	1	5/13/2016 06:41	BW	n
Lactic Acid	**<10**	mg/l	10	0.98	1	5/13/2016 06:41	BW	n
RISK - MICR								
Analysis Desc: AM20GAX		Analytical Method: AM20GAX						
Methane	**420**	ug/l	0.50	0.033	1	5/12/2016 14:48	GT	n
Ethane	**0.54**	ug/l	0.10	0.0040	1	5/12/2016 14:48	GT	n
Ethene	**0.77**	ug/l	0.10	0.0050	1	5/12/2016 14:48	GT	n
Acetylene	**<0.50**	ug/l	0.50	0.029	1	5/12/2016 14:48	GT	n

CERTIFICATE OF ANALYSIS

This report shall not be reproduced, except in full,
without the written consent of Pace Analytical Energy Services LLC.

Pace Analytical Energy Services LLC
220 William Pitt Way
Pittsburgh, PA 15238
Phone: (412) 826-5245
Fax: (412) 826-3433

ANALYTICAL RESULTS

Workorder: 19051 FORT SMITH, AR

Lab ID: **190510012** Date Received: 5/6/2016 11:50 Matrix: Water

Sample ID: **MW-34R-201605** Date Collected: 5/3/2016 11:45

Parameters	Results	Units	PQL	MDL	DF	Analyzed	By	Qualifiers
EDonors - MICR								
Analysis Desc: AM21G		Analytical Method: AM21G						
Acetic Acid	**<5.0**	mg/l	5.0	0.33	1	5/13/2016 07:03	BW	n
Propionic Acid	**<5.0**	mg/l	5.0	0.052	1	5/13/2016 07:03	BW	n
Pyruvic Acid	**<5.0**	mg/l	5.0	0.14	1	5/13/2016 07:03	BW	n
Butyric Acid	**<5.0**	mg/l	5.0	0.055	1	5/13/2016 07:03	BW	n
Lactic Acid	**<10**	mg/l	10	0.98	1	5/13/2016 07:03	BW	n
RISK - MICR								
Analysis Desc: AM20GAX		Analytical Method: AM20GAX						
Methane	**220**	ug/l	0.50	0.033	1	5/12/2016 15:01	GT	n
Ethane	**0.12**	ug/l	0.10	0.0040	1	5/12/2016 15:01	GT	n
Ethene	**0.33**	ug/l	0.10	0.0050	1	5/12/2016 15:01	GT	n
Acetylene	**<0.50**	ug/l	0.50	0.029	1	5/12/2016 15:01	GT	n

CERTIFICATE OF ANALYSIS

This report shall not be reproduced, except in full,
without the written consent of Pace Analytical Energy Services LLC.

Pace Analytical Energy Services LLC
220 William Pitt Way
Pittsburgh, PA 15238
Phone: (412) 826-5245
Fax: (412) 826-3433

ANALYTICAL RESULTS

Workorder: 19051 FORT SMITH, AR

Lab ID: **190510013** Date Received: 5/6/2016 11:50 Matrix: Water

Sample ID: **MW-29-201605** Date Collected: 5/3/2016 08:55

Parameters	Results	Units	PQL	MDL	DF	Analyzed	By	Qualifiers
EDonors - MICR								
Analysis Desc: AM21G		Analytical Method: AM21G						
Acetic Acid	**<5.0**	mg/l	5.0	0.33	1	5/13/2016 07:25	BW	n
Propionic Acid	**<5.0**	mg/l	5.0	0.052	1	5/13/2016 07:25	BW	n
Pyruvic Acid	**<5.0**	mg/l	5.0	0.14	1	5/13/2016 07:25	BW	n
Butyric Acid	**<5.0**	mg/l	5.0	0.055	1	5/13/2016 07:25	BW	n
Lactic Acid	**<10**	mg/l	10	0.98	1	5/13/2016 07:25	BW	n
RISK - MICR								
Analysis Desc: AM20GAX		Analytical Method: AM20GAX						
Methane	**<0.50**	ug/l	0.50	0.033	1	5/12/2016 15:15	GT	n
Ethane	**<0.10**	ug/l	0.10	0.0040	1	5/12/2016 15:15	GT	n
Ethene	**<0.10**	ug/l	0.10	0.0050	1	5/12/2016 15:15	GT	n
Acetylene	**<0.50**	ug/l	0.50	0.029	1	5/12/2016 15:15	GT	n

CERTIFICATE OF ANALYSIS

This report shall not be reproduced, except in full,
without the written consent of Pace Analytical Energy Services LLC.

Pace Analytical Energy Services LLC
220 William Pitt Way
Pittsburgh, PA 15238
Phone: (412) 826-5245
Fax: (412) 826-3433

ANALYTICAL RESULTS

Workorder: 19051 FORT SMITH, AR

Lab ID: **190510014** Date Received: 5/6/2016 11:50 Matrix: Water

Sample ID: **RW-69-201605** Date Collected: 5/3/2016 11:08

Parameters	Results	Units	PQL	MDL	DF	Analyzed	By	Qualifiers
EDonors - MICR								
Analysis Desc: AM21G			Analytical Method: AM21G					
Acetic Acid	**<5.0**	mg/l	5.0	0.33	1	5/13/2016 07:46	BW	n
Propionic Acid	**<5.0**	mg/l	5.0	0.052	1	5/13/2016 07:46	BW	n
Pyruvic Acid	**<5.0**	mg/l	5.0	0.14	1	5/13/2016 07:46	BW	n
Butyric Acid	**<5.0**	mg/l	5.0	0.055	1	5/13/2016 07:46	BW	n
Lactic Acid	**<10**	mg/l	10	0.98	1	5/13/2016 07:46	BW	n
RISK - MICR								
Analysis Desc: AM20GAX			Analytical Method: AM20GAX					
Methane	**1.2**	ug/l	0.50	0.033	1	5/12/2016 15:27	GT	n
Ethane	**<0.10**	ug/l	0.10	0.0040	1	5/12/2016 15:27	GT	n
Ethene	**<0.10**	ug/l	0.10	0.0050	1	5/12/2016 15:27	GT	n
Acetylene	**<0.50**	ug/l	0.50	0.029	1	5/12/2016 15:27	GT	n

CERTIFICATE OF ANALYSIS

This report shall not be reproduced, except in full,
without the written consent of Pace Analytical Energy Services LLC.

Pace Analytical Energy Services LLC
220 William Pitt Way
Pittsburgh, PA 15238
Phone: (412) 826-5245
Fax: (412) 826-3433

ANALYTICAL RESULTS

Workorder: 19051 FORT SMITH, AR

Lab ID: **190510015** Date Received: 5/6/2016 11:50 Matrix: Water

Sample ID: **MW-71-201605** Date Collected: 5/3/2016 13:24

Parameters	Results	Units	PQL	MDL	DF	Analyzed	By	Qualifiers
EDonors - MICR								
Analysis Desc: AM21G		Analytical Method: AM21G						
Acetic Acid	**<5.0**	mg/l	5.0	0.33	1	5/13/2016 08:08	BW	n
Propionic Acid	**<5.0**	mg/l	5.0	0.052	1	5/13/2016 08:08	BW	n
Pyruvic Acid	**<5.0**	mg/l	5.0	0.14	1	5/13/2016 08:08	BW	n
Butyric Acid	**<5.0**	mg/l	5.0	0.055	1	5/13/2016 08:08	BW	n
Lactic Acid	**<10**	mg/l	10	0.98	1	5/13/2016 08:08	BW	n
RISK - MICR								
Analysis Desc: AM20GAX		Analytical Method: AM20GAX						
Methane	**12**	ug/l	0.50	0.033	1	5/12/2016 15:44	GT	n
Ethane	**<0.10**	ug/l	0.10	0.0040	1	5/12/2016 15:44	GT	n
Ethene	**<0.10**	ug/l	0.10	0.0050	1	5/12/2016 15:44	GT	n
Acetylene	**<0.50**	ug/l	0.50	0.029	1	5/12/2016 15:44	GT	n

CERTIFICATE OF ANALYSIS

This report shall not be reproduced, except in full,
without the written consent of Pace Analytical Energy Services LLC.

Pace Analytical Energy Services LLC
220 William Pitt Way
Pittsburgh, PA 15238
Phone: (412) 826-5245
Fax: (412) 826-3433

ANALYTICAL RESULTS

Workorder: 19051 FORT SMITH, AR

Lab ID: **190510016** Date Received: 5/6/2016 11:50 Matrix: Water

Sample ID: **MW-36R-201605** Date Collected: 5/3/2016 10:45

Parameters	Results	Units	PQL	MDL	DF	Analyzed	By	Qualifiers
EDonors - MICR								
Analysis Desc: AM21G		Analytical Method: AM21G						
Acetic Acid	**<5.0**	mg/l	5.0	0.33	1	5/13/2016 08:30	BW	n
Propionic Acid	**<5.0**	mg/l	5.0	0.052	1	5/13/2016 08:30	BW	n
Pyruvic Acid	**<5.0**	mg/l	5.0	0.14	1	5/13/2016 08:30	BW	n
Butyric Acid	**<5.0**	mg/l	5.0	0.055	1	5/13/2016 08:30	BW	n
Lactic Acid	**<10**	mg/l	10	0.98	1	5/13/2016 08:30	BW	n
RISK - MICR								
Analysis Desc: AM20GAX		Analytical Method: AM20GAX						
Methane	**620**	ug/l	0.50	0.033	1	5/13/2016 08:32	GT	n
Ethane	**0.46**	ug/l	0.10	0.0040	1	5/13/2016 08:32	GT	n
Ethene	**0.15**	ug/l	0.10	0.0050	1	5/13/2016 08:32	GT	n
Acetylene	**<0.50**	ug/l	0.50	0.029	1	5/13/2016 08:32	GT	n

CERTIFICATE OF ANALYSIS

This report shall not be reproduced, except in full,
without the written consent of Pace Analytical Energy Services LLC.

Pace Analytical Energy Services LLC
220 William Pitt Way
Pittsburgh, PA 15238
Phone: (412) 826-5245
Fax: (412) 826-3433

ANALYTICAL RESULTS

Workorder: 19051 FORT SMITH, AR

Lab ID: **190510017** Date Received: 5/6/2016 11:50 Matrix: Water

Sample ID: **IW-80-201605** Date Collected: 5/3/2016 12:55

Parameters	Results	Units	PQL	MDL	DF	Analyzed	By	Qualifiers
EDonors - MICR								
Analysis Desc: AM21G		Analytical Method: AM21G						
Acetic Acid	**<5.0**	mg/l	5.0	0.33	1	5/13/2016 08:52	BW	n
Propionic Acid	**<5.0**	mg/l	5.0	0.052	1	5/13/2016 08:52	BW	n
Pyruvic Acid	**<5.0**	mg/l	5.0	0.14	1	5/13/2016 08:52	BW	n
Butyric Acid	**<5.0**	mg/l	5.0	0.055	1	5/13/2016 08:52	BW	n
Lactic Acid	**<10**	mg/l	10	0.98	1	5/13/2016 08:52	BW	n
RISK - MICR								
Analysis Desc: AM20GAX		Analytical Method: AM20GAX						
Methane	**0.90**	ug/l	0.50	0.033	1	5/13/2016 08:44	GT	n
Ethane	**<0.10**	ug/l	0.10	0.0040	1	5/13/2016 08:44	GT	n
Ethene	**<0.10**	ug/l	0.10	0.0050	1	5/13/2016 08:44	GT	n
Acetylene	**<0.50**	ug/l	0.50	0.029	1	5/13/2016 08:44	GT	n

CERTIFICATE OF ANALYSIS

This report shall not be reproduced, except in full,
without the written consent of Pace Analytical Energy Services LLC.

Pace Analytical Energy Services LLC
220 William Pitt Way
Pittsburgh, PA 15238
Phone: (412) 826-5245
Fax: (412) 826-3433

ANALYTICAL RESULTS

Workorder: 19051 FORT SMITH, AR

Lab ID: **190510018** Date Received: 5/6/2016 11:50 Matrix: Water

Sample ID: **MW-57R-201605** Date Collected: 5/3/2016 14:40

Parameters	Results	Units	PQL	MDL	DF	Analyzed	By	Qualifiers
EDonors - MICR								
Analysis Desc: AM21G		Analytical Method: AM21G						
Acetic Acid	**<5.0**	mg/l	5.0	0.33	1	5/13/2016 09:14	BW	n
Propionic Acid	**<5.0**	mg/l	5.0	0.052	1	5/13/2016 09:14	BW	n
Pyruvic Acid	**<5.0**	mg/l	5.0	0.14	1	5/13/2016 09:14	BW	n
Butyric Acid	**<5.0**	mg/l	5.0	0.055	1	5/13/2016 09:14	BW	n
Lactic Acid	**<10**	mg/l	10	0.98	1	5/13/2016 09:14	BW	n
RISK - MICR								
Analysis Desc: AM20GAX		Analytical Method: AM20GAX						
Methane	**53**	ug/l	0.50	0.033	1	5/13/2016 08:56	GT	n
Ethane	**<0.10**	ug/l	0.10	0.0040	1	5/13/2016 08:56	GT	n
Ethene	**0.21**	ug/l	0.10	0.0050	1	5/13/2016 08:56	GT	n
Acetylene	**<0.50**	ug/l	0.50	0.029	1	5/13/2016 08:56	GT	n

CERTIFICATE OF ANALYSIS

This report shall not be reproduced, except in full,
without the written consent of Pace Analytical Energy Services LLC.

Pace Analytical Energy Services LLC
220 William Pitt Way
Pittsburgh, PA 15238
Phone: (412) 826-5245
Fax: (412) 826-3433

ANALYTICAL RESULTS

Workorder: 19051 FORT SMITH, AR

Lab ID: **190510019** Date Received: 5/6/2016 11:50 Matrix: Water

Sample ID: **MW-62R-201605** Date Collected: 5/3/2016 09:45

Parameters	Results	Units	PQL	MDL	DF	Analyzed	By	Qualifiers
EDonors - MICR								
Analysis Desc: AM21G		Analytical Method: AM21G						
Acetic Acid	**<5.0**	mg/l	5.0	0.33	1	5/13/2016 09:35	BW	n
Propionic Acid	**<5.0**	mg/l	5.0	0.052	1	5/13/2016 09:35	BW	n
Pyruvic Acid	**<5.0**	mg/l	5.0	0.14	1	5/13/2016 09:35	BW	n
Butyric Acid	**<5.0**	mg/l	5.0	0.055	1	5/13/2016 09:35	BW	n
Lactic Acid	**<10**	mg/l	10	0.98	1	5/13/2016 09:35	BW	n
RISK - MICR								
Analysis Desc: AM20GAX		Analytical Method: AM20GAX						
Methane	**0.77**	ug/l	0.50	0.033	1	5/13/2016 09:14	GT	n
Ethane	**<0.10**	ug/l	0.10	0.0040	1	5/13/2016 09:14	GT	n
Ethene	**<0.10**	ug/l	0.10	0.0050	1	5/13/2016 09:14	GT	n
Acetylene	**<0.50**	ug/l	0.50	0.029	1	5/13/2016 09:14	GT	n

CERTIFICATE OF ANALYSIS

This report shall not be reproduced, except in full,
without the written consent of Pace Analytical Energy Services LLC.

Pace Analytical Energy Services LLC
220 William Pitt Way
Pittsburgh, PA 15238
Phone: (412) 826-5245
Fax: (412) 826-3433

ANALYTICAL RESULTS

Workorder: 19051 FORT SMITH, AR

Lab ID: **190510020** Date Received: 5/6/2016 11:50 Matrix: Water

Sample ID: **TMW-11-201605** Date Collected: 5/3/2016 15:10

Parameters	Results	Units	PQL	MDL	DF	Analyzed	By	Qualifiers
EDonors - MICR								
Analysis Desc: AM21G		Analytical Method: AM21G						
Acetic Acid	**<5.0**	mg/l	5.0	0.33	1	5/13/2016 09:57	BW	n
Propionic Acid	**<5.0**	mg/l	5.0	0.052	1	5/13/2016 09:57	BW	n
Pyruvic Acid	**<5.0**	mg/l	5.0	0.14	1	5/13/2016 09:57	BW	n
Butyric Acid	**<5.0**	mg/l	5.0	0.055	1	5/13/2016 09:57	BW	n
Lactic Acid	**<10**	mg/l	10	0.98	1	5/13/2016 09:57	BW	n
RISK - MICR								
Analysis Desc: AM20GAX		Analytical Method: AM20GAX						
Methane	**17000**	ug/l	0.50	0.033	1	5/13/2016 09:27	GT	n
Ethane	**0.67**	ug/l	0.10	0.0040	1	5/13/2016 09:27	GT	n
Ethene	**0.80**	ug/l	0.10	0.0050	1	5/13/2016 09:27	GT	n
Acetylene	**<0.50**	ug/l	0.50	0.029	1	5/13/2016 09:27	GT	n

CERTIFICATE OF ANALYSIS

This report shall not be reproduced, except in full,
without the written consent of Pace Analytical Energy Services LLC.

Pace Analytical Energy Services LLC
220 William Pitt Way
Pittsburgh, PA 15238
Phone: (412) 826-5245
Fax: (412) 826-3433

ANALYTICAL RESULTS

Workorder: 19051 FORT SMITH, AR

Lab ID: **190510021** Date Received: 5/6/2016 11:50 Matrix: Water

Sample ID: **MW-61R-201605** Date Collected: 5/3/2016 12:10

Parameters	Results	Units	PQL	MDL	DF	Analyzed	By	Qualifiers
EDonors - MICR								
Analysis Desc: AM21G		Analytical Method: AM21G						
Acetic Acid	**<5.0**	mg/l	5.0	0.33	1	5/13/2016 12:51	BW	n
Propionic Acid	**<5.0**	mg/l	5.0	0.052	1	5/13/2016 12:51	BW	n
Pyruvic Acid	**<5.0**	mg/l	5.0	0.14	1	5/13/2016 12:51	BW	n
Butyric Acid	**<5.0**	mg/l	5.0	0.055	1	5/13/2016 12:51	BW	n
Lactic Acid	**<10**	mg/l	10	0.98	1	5/13/2016 12:51	BW	n
RISK - MICR								
Analysis Desc: AM20GAX		Analytical Method: AM20GAX						
Methane	**12000**	ug/l	0.50	0.033	1	5/13/2016 09:39	GT	n
Ethane	**2.0**	ug/l	0.10	0.0040	1	5/13/2016 09:39	GT	n
Ethene	**0.58**	ug/l	0.10	0.0050	1	5/13/2016 09:39	GT	n
Acetylene	**<0.50**	ug/l	0.50	0.029	1	5/13/2016 09:39	GT	n

CERTIFICATE OF ANALYSIS

This report shall not be reproduced, except in full,
without the written consent of Pace Analytical Energy Services LLC.

Pace Analytical Energy Services LLC
220 William Pitt Way
Pittsburgh, PA 15238
Phone: (412) 826-5245
Fax: (412) 826-3433

ANALYTICAL RESULTS

Workorder: 19051 FORT SMITH, AR

Lab ID: **190510022** Date Received: 5/6/2016 11:50 Matrix: Water

Sample ID: **MW-46R-201605** Date Collected: 5/3/2016 15:44

Parameters	Results	Units	PQL	MDL	DF	Analyzed	By	Qualifiers
EDonors - MICR								
Analysis Desc: AM21G			Analytical Method: AM21G					
Acetic Acid	**<5.0**	mg/l	5.0	0.33	1	5/13/2016 13:13	BW	n
Propionic Acid	**<5.0**	mg/l	5.0	0.052	1	5/13/2016 13:13	BW	n
Pyruvic Acid	**<5.0**	mg/l	5.0	0.14	1	5/13/2016 13:13	BW	n
Butyric Acid	**<5.0**	mg/l	5.0	0.055	1	5/13/2016 13:13	BW	n
Lactic Acid	**<10**	mg/l	10	0.98	1	5/13/2016 13:13	BW	n
RISK - MICR								
Analysis Desc: AM20GAX			Analytical Method: AM20GAX					
Methane	**22**	ug/l	0.50	0.033	1	5/13/2016 09:52	GT	n
Ethane	**<0.10**	ug/l	0.10	0.0040	1	5/13/2016 09:52	GT	n
Ethene	**<0.10**	ug/l	0.10	0.0050	1	5/13/2016 09:52	GT	n
Acetylene	**<0.50**	ug/l	0.50	0.029	1	5/13/2016 09:52	GT	n

CERTIFICATE OF ANALYSIS

This report shall not be reproduced, except in full,
without the written consent of Pace Analytical Energy Services LLC.

Pace Analytical Energy Services LLC
220 William Pitt Way
Pittsburgh, PA 15238
Phone: (412) 826-5245
Fax: (412) 826-3433

ANALYTICAL RESULTS

Workorder: 19051 FORT SMITH, AR

Lab ID: **190510023** Date Received: 5/6/2016 11:50 Matrix: Water

Sample ID: **MW-88-201605** Date Collected: 5/4/2016 14:25

Parameters	Results	Units	PQL	MDL	DF	Analyzed	By	Qualifiers
EDonors - MICR								
Analysis Desc: AM21G			Analytical Method: AM21G					
Acetic Acid	**<5.0**	mg/l	5.0	0.33	1	5/13/2016 13:35	BW	n
Propionic Acid	**<5.0**	mg/l	5.0	0.052	1	5/13/2016 13:35	BW	n
Pyruvic Acid	**<5.0**	mg/l	5.0	0.14	1	5/13/2016 13:35	BW	n
Butyric Acid	**<5.0**	mg/l	5.0	0.055	1	5/13/2016 13:35	BW	n
Lactic Acid	**<10**	mg/l	10	0.98	1	5/13/2016 13:35	BW	n
RISK - MICR								
Analysis Desc: AM20GAX			Analytical Method: AM20GAX					
Methane	**0.69**	ug/l	0.50	0.033	1	5/13/2016 10:04	GT	n
Ethane	**<0.10**	ug/l	0.10	0.0040	1	5/13/2016 10:04	GT	n
Ethene	**<0.10**	ug/l	0.10	0.0050	1	5/13/2016 10:04	GT	n
Acetylene	**<0.50**	ug/l	0.50	0.029	1	5/13/2016 10:04	GT	n

CERTIFICATE OF ANALYSIS

This report shall not be reproduced, except in full,
without the written consent of Pace Analytical Energy Services LLC.

Pace Analytical Energy Services LLC
220 William Pitt Way
Pittsburgh, PA 15238
Phone: (412) 826-5245
Fax: (412) 826-3433

ANALYTICAL RESULTS

Workorder: 19051 FORT SMITH, AR

Lab ID: **190510024** Date Received: 5/6/2016 11:50 Matrix: Water

Sample ID: **MW-22-201605** Date Collected: 5/4/2016 12:45

Parameters	Results	Units	PQL	MDL	DF	Analyzed	By	Qualifiers
EDonors - MICR								
Analysis Desc: AM21G			Analytical Method: AM21G					
Acetic Acid	**<5.0**	mg/l	5.0	0.33	1	5/13/2016 13:56	BW	n
Propionic Acid	**<5.0**	mg/l	5.0	0.052	1	5/13/2016 13:56	BW	n
Pyruvic Acid	**<5.0**	mg/l	5.0	0.14	1	5/13/2016 13:56	BW	n
Butyric Acid	**<5.0**	mg/l	5.0	0.055	1	5/13/2016 13:56	BW	n
Lactic Acid	**<10**	mg/l	10	0.98	1	5/13/2016 13:56	BW	n
RISK - MICR								
Analysis Desc: AM20GAX			Analytical Method: AM20GAX					
Methane	**0.50**	ug/l	0.50	0.033	1	5/13/2016 10:16	GT	n
Ethane	**<0.10**	ug/l	0.10	0.0040	1	5/13/2016 10:16	GT	n
Ethene	**<0.10**	ug/l	0.10	0.0050	1	5/13/2016 10:16	GT	n
Acetylene	**<0.50**	ug/l	0.50	0.029	1	5/13/2016 10:16	GT	n

CERTIFICATE OF ANALYSIS

This report shall not be reproduced, except in full,
without the written consent of Pace Analytical Energy Services LLC.

Pace Analytical Energy Services LLC
220 William Pitt Way
Pittsburgh, PA 15238
Phone: (412) 826-5245
Fax: (412) 826-3433

ANALYTICAL RESULTS QUALIFIERS

Workorder: 19051 FORT SMITH, AR

DEFINITIONS/QUALIFIERS

Disclaimer : The Pennsylvania Department of Environmental Protection (PADEP) has decided to no longer recognize analyses that do not produce data for primary compliance, for NELAP accreditation. The methods affected by this decision are AM20GAx, AM21G, SW846 7199 and AM4.02. The laboratory shall continue to administer the NELAP/TNI standard requirements in the performance of these methods.

MDL	Method Detection Limit. Can be used synonymously with LOD; Limit Of Detection.
PQL	Practical Quanitation Limit. Can be used synonymously with LOQ; Limit Of Quantitation.
ND	Not detected at or above reporting limit.
DF	Dilution Factor.
S	Surrogate.
RPD	Relative Percent Difference.
% Rec	Percent Recovery.
U	Indicates the compound was analyzed for, but not detected at or above the noted concentration.
J	Estimated concentration greater than the set method detection limit (MDL) and less than the set reporting limit (PQL).
n	The laboratory does not hold NELAP/TNI accreditation for this method or analyte.

CERTIFICATE OF ANALYSIS

This report shall not be reproduced, except in full,
without the written consent of Pace Analytical Energy Services LLC.

Pace Analytical Energy Services LLC
220 William Pitt Way
Pittsburgh, PA 15238
Phone: (412) 826-5245
Fax: (412) 826-3433

QUALITY CONTROL DATA

Workorder: 19051 FORT SMITH, AR

QC Batch: DISG/5351 Analysis Method: AM20GAX

QC Batch Method: AM20GAX

Associated Lab Samples: 190510001, 190510002, 190510003, 190510004, 190510005, 190510006, 190510007, 190510008, 190510009, 190510010, 190510011, 190510012, 190510013, 190510014, 190510015

METHOD BLANK: 41795

Parameter	Units	Blank Result	Reporting Limit	Qualifiers
RISK				
Methane	ug/l	<0.50	0.50	n
Ethane	ug/l	<0.10	0.10	n
Ethene	ug/l	<0.10	0.10	n
Acetylene	ug/l	<0.50	0.50	n

LABORATORY CONTROL SAMPLE & LCSD: 41797 41799

Parameter	Units	Spike Conc.	LCS Result	LCSD Result	LCS % Rec	LCSD % Rec	% Rec Limit	RPD	Max RPD	Qualifiers
RISK										
Methane	ug/l	750	820	880	109	118	80-120	7.9	20	n
Ethane	ug/l	38	40	44	105	115	80-120	9.1	20	n
Ethene	ug/l	35	38	41	107	117	80-120	8.9	20	n
Acetylene	ug/l	33	32	36	98	108	80-120	9.7	20	n

CERTIFICATE OF ANALYSIS

This report shall not be reproduced, except in full,
without the written consent of Pace Analytical Energy Services LLC.

Pace Analytical Energy Services LLC
220 William Pitt Way
Pittsburgh, PA 15238
Phone: (412) 826-5245
Fax: (412) 826-3433

QUALITY CONTROL DATA

Workorder: 19051 FORT SMITH, AR

QC Batch: EDON/2887 Analysis Method: AM21G

QC Batch Method: AM21G

Associated Lab Samples: 190510001, 190510002, 190510003, 190510004, 190510005, 190510006, 190510007, 190510008, 190510009, 190510010, 190510011, 190510012, 190510013, 190510014, 190510015, 190510016, 190510017, 190510018, 190510019, 190510020

METHOD BLANK: 41817

Parameter	Units	Blank Result	Reporting Limit	Qualifiers
EDonors				
Acetic Acid	mg/l	<5.0	5.0	n
Propionic Acid	mg/l	<5.0	5.0	n
Pyruvic Acid	mg/l	<5.0	5.0	n
Butyric Acid	mg/l	<5.0	5.0	n
Lactic Acid	mg/l	<10	10	n

LABORATORY CONTROL SAMPLE: 41818

Parameter	Units	Spike Conc.	LCS Result	LCS % Rec	% Rec Limits	Qualifiers
EDonors						
Acetic Acid	mg/l	100	100	103	70-130	n
Propionic Acid	mg/l	100	100	101	70-130	n
Pyruvic Acid	mg/l	100	97	97	70-130	n
Butyric Acid	mg/l	100	100	103	70-130	n
Lactic Acid	mg/l	100	100	102	70-130	n

MATRIX SPIKE & MATRIX SPIKE DUPLICATE: 41819 41820 Original: 190510001

Parameter	Units	Original Result	Spike Conc.	MS Result	MSD Result	MS % Rec	MSD % Rec	% Rec Limit	RPD	Max RPD	Qualifiers
EDonors											
Acetic Acid	mg/l	0	100	110	100	107	104	70-130	2.8	20	n
Propionic Acid	mg/l	0	100	100	100	104	101	70-130	2.9	20	n
Pyruvic Acid	mg/l	0	100	100	100	104	104	70-130	0	20	n
Butyric Acid	mg/l	0	100	100	100	106	104	70-130	1.9	20	n
Lactic Acid	mg/l	0	100	100	110	101	107	70-130	5.8	20	n

CERTIFICATE OF ANALYSIS
This report shall not be reproduced, except in full,
without the written consent of Pace Analytical Energy Services LLC.

Pace Analytical Energy Services LLC
220 William Pitt Way
Pittsburgh, PA 15238
Phone: (412) 826-5245
Fax: (412) 826-3433

QUALITY CONTROL DATA

Workorder: 19051 FORT SMITH, AR

QC Batch: DISG/5365 Analysis Method: AM20GAX

QC Batch Method: AM20GAX

Associated Lab Samples: 190510016, 190510017, 190510018, 190510019, 190510020, 190510021, 190510022, 190510023, 190510024

METHOD BLANK: 41904

Parameter	Units	Blank Result	Reporting Limit	Qualifiers
RISK				
Methane	ug/l	<0.50	0.50	n
Ethane	ug/l	<0.10	0.10	n
Ethene	ug/l	<0.10	0.10	n
Acetylene	ug/l	<0.50	0.50	n

LABORATORY CONTROL SAMPLE & LCSD: 41906 41908

Parameter	Units	Spike Conc.	LCS Result	LCSD Result	LCS % Rec	LCSD % Rec	% Rec Limit	RPD	Max RPD	Qualifiers
RISK										
Methane	ug/l	750	820	800	109	107	80-120	1.9	20	n
Ethane	ug/l	38	40	39	107	103	80-120	3.8	20	n
Ethene	ug/l	35	38	36	108	103	80-120	4.7	20	n
Acetylene	ug/l	33	33	30	100	93	80-120	7.3	20	n

CERTIFICATE OF ANALYSIS

This report shall not be reproduced, except in full,
without the written consent of Pace Analytical Energy Services LLC.

Pace Analytical Energy Services LLC
220 William Pitt Way
Pittsburgh, PA 15238
Phone: (412) 826-5245
Fax: (412) 826-3433

QUALITY CONTROL DATA

Workorder: 19051 FORT SMITH, AR

QC Batch: EDON/2892 Analysis Method: AM21G

QC Batch Method: AM21G

Associated Lab Samples: 190510021, 190510022, 190510023, 190510024

METHOD BLANK: 41914

Parameter	Units	Blank Result	Reporting Limit	Qualifiers
EDonors				
Acetic Acid	mg/l	<5.0	5.0	n
Propionic Acid	mg/l	<5.0	5.0	n
Pyruvic Acid	mg/l	<5.0	5.0	n
Butyric Acid	mg/l	<5.0	5.0	n
Lactic Acid	mg/l	<10	10	n

LABORATORY CONTROL SAMPLE: 41915

Parameter	Units	Spike Conc.	LCS Result	LCS % Rec	% Rec Limits	Qualifiers
EDonors						
Acetic Acid	mg/l	100	92	92	70-130	n
Propionic Acid	mg/l	100	90	90	70-130	n
Pyruvic Acid	mg/l	100	100	102	70-130	n
Butyric Acid	mg/l	100	91	91	70-130	n
Lactic Acid	mg/l	100	95	95	70-130	n

MATRIX SPIKE & MATRIX SPIKE DUPLICATE: 41920 41921 Original: 190520001

Parameter	Units	Original Result	Spike Conc.	MS Result	MSD Result	MS % Rec	MSD % Rec	% Rec Limit	RPD	Max RPD	Qualifiers
EDonors											
Acetic Acid	mg/l	0	100	96	84	96	84	70-130	13	20	n
Propionic Acid	mg/l	0	100	93	86	93	86	70-130	7.8	20	n
Pyruvic Acid	mg/l	0	100	110	100	114	106	70-130	7.3	20	n
Butyric Acid	mg/l	0	100	95	89	95	89	70-130	6.5	20	n
Lactic Acid	mg/l	0	100	92	93	92	93	70-130	1.1	20	n

CERTIFICATE OF ANALYSIS

This report shall not be reproduced, except in full,
without the written consent of Pace Analytical Energy Services LLC.

Pace Analytical Energy Services LLC
220 William Pitt Way
Pittsburgh, PA 15238
Phone: (412) 826-5245
Fax: (412) 826-3433

QUALITY CONTROL DATA QUALIFIERS

Workorder: 19051 FORT SMITH, AR

QUALITY CONTROL PARAMETER QUALIFIERS

n	The laboratory does not hold NELAP/TNI accreditation for this method or analyte.

CERTIFICATE OF ANALYSIS
This report shall not be reproduced, except in full,
without the written consent of Pace Analytical Energy Services LLC.

Pace Analytical Energy Services LLC
220 William Pitt Way
Pittsburgh, PA 15238
Phone: (412) 826-5245
Fax: (412) 826-3433

QUALITY CONTROL DATA CROSS REFERENCE TABLE

Workorder: 19051 FORT SMITH, AR

Lab ID	Sample ID	Prep Method	Prep Batch	Analysis Method	Analysis Batch
190510001	MW-99-201605			AM20GAX	DISG/5351
190510002	MW-184-201605			AM20GAX	DISG/5351
190510003	MW-96-201605			AM20GAX	DISG/5351
190510004	MW-98-201605			AM20GAX	DISG/5351
190510005	MW-188-201605			AM20GAX	DISG/5351
190510006	MW-89-201605			AM20GAX	DISG/5351
190510007	MW-56R-201605			AM20GAX	DISG/5351
190510008	MW-65-201605			AM20GAX	DISG/5351
190510009	IW-72-201605			AM20GAX	DISG/5351
190510010	MW-35R-201605			AM20GAX	DISG/5351
190510011	MW-41R-201605			AM20GAX	DISG/5351
190510012	MW-34R-201605			AM20GAX	DISG/5351
190510013	MW-29-201605			AM20GAX	DISG/5351
190510014	RW-69-201605			AM20GAX	DISG/5351
190510015	MW-71-201605			AM20GAX	DISG/5351
190510001	MW-99-201605			AM21G	EDON/2887
190510002	MW-184-201605			AM21G	EDON/2887
190510003	MW-96-201605			AM21G	EDON/2887
190510004	MW-98-201605			AM21G	EDON/2887
190510005	MW-188-201605			AM21G	EDON/2887
190510006	MW-89-201605			AM21G	EDON/2887
190510007	MW-56R-201605			AM21G	EDON/2887
190510008	MW-65-201605			AM21G	EDON/2887
190510009	IW-72-201605			AM21G	EDON/2887
190510010	MW-35R-201605			AM21G	EDON/2887
190510011	MW-41R-201605			AM21G	EDON/2887
190510012	MW-34R-201605			AM21G	EDON/2887
190510013	MW-29-201605			AM21G	EDON/2887
190510014	RW-69-201605			AM21G	EDON/2887
190510015	MW-71-201605			AM21G	EDON/2887
190510016	MW-36R-201605			AM21G	EDON/2887
190510017	IW-80-201605			AM21G	EDON/2887
190510018	MW-57R-201605			AM21G	EDON/2887

CERTIFICATE OF ANALYSIS
This report shall not be reproduced, except in full,
without the written consent of Pace Analytical Energy Services LLC.

Pace Analytical Energy Services LLC
220 William Pitt Way
Pittsburgh, PA 15238
Phone: (412) 826-5245
Fax: (412) 826-3433

QUALITY CONTROL DATA CROSS REFERENCE TABLE

Workorder: 19051 FORT SMITH, AR

Lab ID	Sample ID	Prep Method	Prep Batch	Analysis Method	Analysis Batch
190510019	MW-62R-201605			AM21G	EDON/2887
190510020	TMW-11-201605			AM21G	EDON/2887
190510016	MW-36R-201605			AM20GAX	DISG/5365
190510017	IW-80-201605			AM20GAX	DISG/5365
190510018	MW-57R-201605			AM20GAX	DISG/5365
190510019	MW-62R-201605			AM20GAX	DISG/5365
190510020	TMW-11-201605			AM20GAX	DISG/5365
190510021	MW-61R-201605			AM20GAX	DISG/5365
190510022	MW-46R-201605			AM20GAX	DISG/5365
190510023	MW-88-201605			AM20GAX	DISG/5365
190510024	MW-22-201605			AM20GAX	DISG/5365
190510021	MW-61R-201605			AM21G	EDON/2892
190510022	MW-46R-201605			AM21G	EDON/2892
190510023	MW-88-201605			AM21G	EDON/2892
190510024	MW-22-201605			AM21G	EDON/2892

CERTIFICATE OF ANALYSIS
This report shall not be reproduced, except in full,
without the written consent of Pace Analytical Energy Services LLC.

Pace Analytical™ www.pacelabs.com

19051

CHAIN-OF-CUSTODY / Analytical Request Document

The Chain-of-Custody is a LEGAL DOCUMENT. All relevant fields must be completed accurately.

Page: of 10

Section A Required Client Information:		Section B Required Project Information:		Section C Invoice Information:	
Company:	Environ	Report To:	Wendy Stonestreet	Attention:	
Address:	7500 College Blvd., Ste. 925	Copy To:		Company Name:	
	Overland Park, KS 66210			Address:	
Email To:	wstonestreet@environcorp.com	Purchase Order No.:		Pace Quote Reference:	
Phone: 913-553-5926	Fax:	Project Name:	Fort Smith, AR	Pace Project Manager:	Colleen Clyne
Requested Due Date/TAT:		Project Number:		Pace Profile #:	7444, line 1

REGULATORY AGENCY

☐ NPDES ☐ GROUND WATER ☐ DRINKING WATER

☐ UST ☐ RCRA ☒ OTHER ADEQ

Site Location STATE: AR

Requested Analysis Filtered (Y/N)

Section D Required Client Information

SAMPLE ID
(A-Z, 0-9 /,-)
Sample IDs MUST BE UNIQUE

Valid Matrix Codes

MATRIX	CODE
DRINKING WATER	DW
WATER	WT
WASTE WATER	WW
PRODUCT	P
SOIL/SOLID	SL
OIL	OL
WIPE	WP
AIR	AR
OTHER	OT
TISSUE	TS

ITEM #	SAMPLE ID	MATRIX CODE (see valid codes to left)	SAMPLE TYPE (G=GRAB C=COMP)	COLLECTED COMPOSITE START DATE	COLLECTED COMPOSITE START TIME	COLLECTED COMPOSITE END/GRAB DATE	COLLECTED COMPOSITE END/GRAB TIME	SAMPLE TEMP AT COLLECTION	# OF CONTAINERS	Preservatives: Unpreserved	H_2SO_4	HNO_3	HCl	NaOH	$Na_2S_2O_3$	Methanol	Other Na_2HPO_4	Analysis Test Y/N	AM20 GAX Hydrogen	AM 21 GAX Volatile Fatty Acids	AM 20 GAX Methane, Ehtane, Ethene	AM 20 GAX Acetylene	Residual Chlorine (Y/N)	Pace Project No./ Lab I.D.
1	MW-99-201605	WT	G	5/5/16	855				5	X							X			X	X	X		
2	MW-184-201605	WT	G		1220				5	X							X			X	X	X		
3	MW-96-201605	WT	G		1007				5	X							X			X	X	X		
4	MW-98-201605	WT	G		1140				5	X							X			X	X	X		
5	MW-188-201605	WT	G		1725				5	X							X			X	X	X		
6	MW-89-201605	WT	G		1735				5	X							X			X	X	X		
7	MW-56R-201605	WT	G		1620				5	X							X			X	X	X		
8	MW-65-201605	WT	G		1650				5	X							X			X	X	X		
9	IW-72-201605	WT	G		1420				5	X							X			X	X	X		
10	MW-35R-201605	WT	G		1505				5	X							X			X	X	X		
11	MW-41R-201605	WT	G		1605				5	X							X			X	X	X		
12	MW-34R-201605	WT	G	▼	1145				5	X							X			X	X	X		

ADDITIONAL COMMENTS	RELINQUISHED BY / AFFILIATION	DATE	TIME	ACCEPTED BY / AFFILIATION	DATE	TIME	SAMPLE CONDITIONS
Level IV data package required	Lucy Cross / Ramboll Environ	5/5/16	1900	[signature] PACE	5-6-16	1150	5 Y Y

SAMPLER NAME AND SIGNATURE

PRINT Name of SAMPLER: Lucy Cross

SIGNATURE of SAMPLER: Lucy Cross DATE Signed (MM/DD/YY): 5/5/2016

Temp in °C | Received on Ice (Y/N) | Custody Sealed Cooler (Y/N) | Samples Intact (Y/N)

*Important Note: By signing this form you are accepting Pace's NET 30 day payment terms and agreeing to late charges of 1.5% per month for any invoices not paid within 30 days.

Pace Analytical™ www.pacelabs.com

19051

CHAIN-OF-CUSTODY / Analytical Request Document

The Chain-of-Custody is a LEGAL DOCUMENT. All relevant fields must be completed accurately.

Page: 2 of 6

Section A Required Client Information:

Company:	Environ
Address:	7500 College Blvd., Ste. 925
	Overland Park, KS 66210
Email To:	wstonestreet@environcorp.com
Phone: 913-553-5926	Fax:
Requested Due Date/TAT:	

Section B Required Project Information:

Report To:	Wendy Stonestreet
Copy To:	
Purchase Order No.:	
Project Name:	Fort Smith, AR
Project Number:	

Section C Invoice Information:

Attention:	
Company Name:	
Address:	
Pace Quote Reference:	
Pace Project Manager:	Colleen Clyne
Pace Profile #:	7444, line 1

REGULATORY AGENCY

☐ NPDES ☐ GROUND WATER ☐ DRINKING WATER

☐ UST ☐ RCRA ☒ OTHER ADEQ

Site Location STATE: AR

Section D Required Client Information

SAMPLE ID (A-Z, 0-9 / ,-) Sample IDs MUST BE UNIQUE

Valid Matrix Codes

MATRIX	CODE
DRINKING WATER	DW
WATER	WT
WASTE WATER	WW
PRODUCT	P
SOIL/SOLID	SL
OIL	OL
WIPE	WP
AIR	AR
OTHER	OT
TISSUE	TS

Requested Analysis Filtered (Y/N)

ITEM #	SAMPLE ID	MATRIX CODE (see valid codes to left)	SAMPLE TYPE (G=GRAB C=COMP)	COLLECTED COMPOSITE START DATE	COLLECTED COMPOSITE START TIME	COLLECTED COMPOSITE END/GRAB DATE	COLLECTED COMPOSITE END/GRAB TIME	SAMPLE TEMP AT COLLECTION	# OF CONTAINERS	Preservatives: Unpreserved	H_2SO_4	HNO_3	HCl	NaOH	$Na_2S_2O_3$	Methanol	Other Na_2PO_4	Analysis Test Y/N	AM20 GAX Hydrogen	AM 21 GAX Volatile Fatty Acids	AM 20 GAX Methane,Ehtane,Ethene	AM 20 GAX Acetylene	Residual Chlorine (Y/N)	Pace Project No./ Lab I.D.
1	MW-29-201605	WT		5/3/16	855				5	X							X			X	X	X		
2	RW-69-201605	WT			1108				5	X							X			X	X	X		
3	MW-71-201605	WT			1324				5	X							X			X	X	X		
4	MW-36R-201605	WT			1045				5	X							X			X	X	X		
5	IW-80-201605	WT			1255				5	X							X			X	X	X		
6	MW-51R-201605	WT			1440				5	X							X			X	X	X		
7	MW-62R-201605	WT			0945				5	X							X			X	X	X		
8	TMW-11-201605	WT			1510				5	X							X			X	X	X		
9	MW-61R-201605	WT			1210				5	X							X			X	X	X		
10	MW-46R-201605	WT			1544				5	X							X			X	X	X		
11	MW-8R-201605	WT		5/4/16	1425				5	X							X			X	X	X		
12	MW-22-201605	WT		5/4/16	1245				5	X							X			X	X	X		

ADDITIONAL COMMENTS	RELINQUISHED BY / AFFILIATION	DATE	TIME	ACCEPTED BY / AFFILIATION	DATE	TIME	SAMPLE CONDITIONS			
Level IV data package required	Lucy Cross/Ramboll Environ	5/5/16	1900	PACE	5.6.16	11:00	5	4	4	

SAMPLER NAME AND SIGNATURE

PRINT Name of SAMPLER: Lucy Cross

SIGNATURE of SAMPLER: Lucy Cross DATE Signed (MM/DD/YY): 5/5/2016

Temp in °C	Received on Ice (Y/N)	Custody Sealed Cooler (Y/N)	Samples Intact (Y/N)

*Important Note: By signing this form you are accepting Pace's NET 30 day payment terms and agreeing to late charges of 1.5% per month for any invoices not paid within 30 days.

Chain of Custody

19051

Pace Analytical®
www.pacelabs.com

Workorder: 60218542 **Workorder Name:** Fort Smith, AR Pace Energy Lab **Results Requested** 5/20/2016

Report / Invoice To	Subcontract To
Colleen Clyne Pace Analytical Kansas 9608 Loiret Blvd. Lenexa, KS 66219 Phone (913)599-5665 Email: colleen.clyne@pacelabs.com	SUB-8114 P.O. _____

Item	Sample ID	Collect Date/Time	Lab ID	Matrix	Preserved Containers: OTHR						Requested Analysis: AM21 GAX volatile fatty acids	AM20 Methane, ethane, ethene & acetylene											LAB USE ONLY
1	MW-99-201605	5/3/2016 08:55	60218542001	Water	1						X	X											
2	MW-184-201605	5/3/2016 12:20	60218542002	Water	1						X	X											
3	MW-96-201605	5/3/2016 10:07	60218542003	Water	1						X	X											
4	MW-98-201605	5/3/2016 11:40	60218542004	Water	1						X	X											
5	MW-188-201605	5/3/2016 17:25	60218542005	Water	1						X	X											
6	MW-89-201605	5/3/2016 17:35	60218542006	Water	1						X	X											
7	MW-56R-201605	5/3/2016 16:20	60218542007	Water	1						X	X											
8	MW-65-201605	5/3/2016 16:50	60218542008	Water	1						X	X											
9	IW-72-201605	5/3/2016 14:20	60218542009	Water	1						X	X											
10	MW-35R-201605	5/3/2016 15:05	60218542010	Water	1						X	X											
11	MW-41R-201605	5/3/2016 16:05	60218542011	Water	1						X	X											
12	MW-34R-201605	5/3/2016 11:45	60218542012	Water	1						X	X											
13	MW-29-201605	5/3/2016 08:55	60218542013	Water	1						X	X											
14	RW-69-201605	5/3/2016 11:08	60218542014	Water	1						X	X											
15	MW-71-201605	5/3/2016 13:24	60218542015	Water	1						X	X											
16	MW-36R-201605	5/3/2016 10:45	60218542016	Water	1						X	X											
17	IW-80-201605	5/3/2016 12:55	60218542017	Water	1						X	X											
18	MW-57R-201605	5/3/2016 14:40	60218542018	Water	1						X	X											
19	MW-62R-201605	5/3/2016 09:45	60218542019	Water	1						X	X											

Chain of Custody

19051

Pace Analytical®
www.pacelabs.com

Workorder: 60218542 **Workorder Name:** Fort Smith, AR Pace Energy Lab **Results Requested** 5/20/2016

Report / Invoice To	Subcontract To
Colleen Clyne Pace Analytical Kansas 9608 Loiret Blvd. Lenexa, KS 66219 Phone (913)599-5665 Email: colleen.clyne@pacelabs.com	SUB-8114 P.O. _____

Item	Sample ID	Collect Date/Time	Lab ID	Matrix	Preserved Containers: OTHR						Requested Analysis: AM21 GAX volatile fatty acids	AM20 Methane, ethane, ethene & acetylene											LAB USE ONLY
20	TMW-11-201605	5/3/2016 15:10	60218542020	Water	1						X	X											
21	MW-61R-201605	5/3/2016 12:10	60218542021	Water	1						X	X											
22	MW-46R-201605	5/3/2016 15:44	60218542022	Water	1						X	X											
23	MW-88-201605	5/4/2016 14:25	60218542023	Water	1						X	X											
24	MW-22-201605	5/4/2016 12:45	60218542024	Water	1						X	X											
25	TMW-10-201605	5/4/2016 10:10	60218542025	Water	1						X	X											
26	IW-73-201605	5/4/2016 13:25	60218542026	Water	1						X	X											
27	MW-81-201605	5/4/2016 17:25	60218542027	Water	1						X	X											
28	IW-74-201605	5/4/2016 13:10	60218542028	Water	1						X	X											
29	MW-187-201605	5/4/2016 09:40	60218542029	Water	1						X	X											
30	MW-189-201605	5/4/2016 11:40	60218542030	Water	1						X	X											
31	MW-83-201605	5/4/2016 10:26	60218542031	Water	1						X	X											
32	MW-90-201605	5/4/2016 16:25	60218542032	Water	1						X	X											
33	MW-28-201605	5/4/2016 13:50	60218542033	Water	1						X	X											
34	MW-186-201605	5/4/2016 13:45	60218542034	Water	1						X	X											
35	MW-24-201605	5/4/2016 17:00	60218542035	Water	1						X	X											
36	MW-190-201605	5/4/2016 16:42	60218542036	Water	1						X	X											
37	MW-191-201605	5/4/2016 13:50	60218542037	Water	1						X	X											
38	MW-192-201605	5/4/2016 11:20	60218542038	Water	1						X	X											
39	MW-182-201605	5/4/2016 17:15	60218542039	Water	1						X	X											

Chain of Custody

19051

Pace Analytical®
www.pacelabs.com

Workorder: 60218542 **Workorder Name:** Fort Smith, AR Pace Energy Lab **Results Requested** 5/20/2016

Report / Invoice To	Subcontract To	Requested Analysis
Colleen Clyne Pace Analytical Kansas 9608 Loiret Blvd. Lenexa, KS 66219 Phone (913)599-5665 Email: colleen.clyne@pacelabs.com	SUB-8114 P.O. _____	

Item	Sample ID	Collect Date/Time	Lab ID	Matrix	Preserved Containers: OTHR						AM21 GAX volatile fatty acids	AM20 Methane, ethane, ethene & acetylene											LAB USE ONLY
40	ITMW-10-201605	5/5/2016 11:40	60218542040	Water	1						X	X											
41	ITMW-9-201605	5/5/2016 13:50	60218542041	Water	1						X	X											
42	ITMW-16-201605	5/5/2016 09:15	60218542042	Water	1						X	X											
43	MW-23-201605	5/5/2016 08:15	60218542043	Water	1						X	X											
44	ITMW-6-201605	5/5/2016 13:00	60218542044	Water	1						X	X											
45	MW-84-201605	5/5/2016 10:35	60218542045	Water	1						X	X											
46	MW-38-201605	5/5/2016 14:40	60218542046	Water	1						X	X											
47	ITMW-11-201605	5/5/2016 12:00	60218542047	Water	1						X	X											
48	ITMW-12-201605	5/5/2016 15:00	60218542048	Water	1						X	X											
49	MW-86-201605	5/5/2016 14:15	60218542049	Water	1						X	X											
50	ITMW-4-201605	5/5/2016 12:02	60218542050	Water	1						X	X											
51	MW-25-201605	5/5/2016 12:20	60218542051	Water	1						X	X											
52	ITMW-15-201605	5/5/2016 15:30	60218542052	Water	1						X	X											
53	MW-95-201605	5/5/2016 12:35	60218542053	Water	1						X	X											
54	MW-93-201605	5/5/2016 13:55	60218542054	Water	1						X	X											
55	MW-85-201605	5/5/2016 10:25	60218542055	Water	1						X	X											
56	MW-172-201605	5/5/2016 08:35	60218542056	Water	1						X	X											
57	ITMW-7-201605	5/5/2016 08:20	60218542057	Water	1						X	X											
58	ITMW-17-201605	5/5/2016 08:45	60218542058	Water	1						X	X											
59	ITMW-19-201605	5/5/2016 15:35	60218542059	Water	1						X	X											

Chain of Custody

19051

Pace Analytical®
www.pacelabs.com

Workorder: 60218542 **Workorder Name:** Fort Smith, AR Pace Energy Lab **Results Requested** 5/20/2016

Report / Invoice To	Subcontract To
Colleen Clyne Pace Analytical Kansas 9608 Loiret Blvd. Lenexa, KS 66219 Phone (913)599-5665 Email: colleen.clyne@pacelabs.com	P.O. SUB-8114

Item	Sample ID	Collect Date/Time	Lab ID	Matrix	Preserved Containers: OTHR	AM21 GAX volatile fatty acids	AM20 Methane, ethane, ethene & acetylene	LAB USE ONLY
60	ITMW-13-201605	5/5/2016 11:50	60218542060	Water	1	X	X	
61	ITMW-14-201605	5/5/2016 10:10	60218542061	Water	1	X	X	
62	ITMW-2-201605	5/5/2016 08:20	60218542062	Water	1	X	X	
63	ITMW-1-201605	5/5/2016 13:50	60218542063	Water	1	X	X	
64	ITMW-18-201605	5/5/2016 12:15	60218542064	Water	1	X	X	

Requested Analysis

Comments

Transfers	Released By	Date/Time	Received	Date/Time
1				
2				
3				

Cooler Temperature on Receipt °C **Custody Seal** Y or N **Received on Ice** Y or N **Samples Intact** Y or N

NON-CONFORMANCE FORM

PAES Work Order #: 19051

Date: 5.6.16 Time of Receipt: 1150 Receiver: LJ

Client: Environ

REASON FOR NON-CONFORMANCE

1. All samples' vials & samples on 1st COC had date & 5/3/16.
2. MW-23-201605: No time on vials.
3. Received 13 additional samples Not on COC 5/9/16:
MW-65-201605: Vials ID was MW-85-201605, with same date & time of collection.

ACTION TAKEN

Client name: _____ Date: _____ Time: _____

Log in according to KS COCs

Customer Service Initials: RW Date: 5-10-16

F-PAE-Q-014-rev 00, 20 Nov 2014

Cooler Receipt Form

Client Name: Environ Project: Fort Smith, AR Lab Work Order: 19051

A. Shipping/Container Information (circle appropriate response)

Courier: (FedEx) UPS USPS Client Other:_____ Air bill Present: (Yes) No

Tracking Number: 8094 9503 9103 & others.

Custody Seal on Cooler/Box Present: (Yes) No Seals Intact: (Yes) No

Cooler/Box Packing Material: Bubble Wrap Absorbent (Foam) Other:_____

Type of Ice: (Wet) Blue None Ice Intact: (Yes) Melted

Cooler Temperature: 5°C Radiation Screened: Yes (No) Chain of Custody Present: (Yes) No

Comments:_____

B. Laboratory Assignment/Log-in (check appropriate response)

	YES	NO	N/A	Comment Reference non-Conformance
Chain of Custody properly filled out	✓			
Chain of Custody relinquished	✓			
Sampler Name & Signature on COC	✓			
Containers intact	✓			
Were samples in separate bags	✓			
Sample container labels match COC Sample name/date and time collected		✓		
Sufficient volume provided	✓			
PAES containers used	✓			
Are containers properly preserved for the requested testing? (as labeled)	✓			
If an unknown preservation state, were containers checked? Exception: VOA's coliform			✓	If yes, see pH form.
Was volume for dissolved testing field filtered, as noted on the COC? Was volume received in a preserved container?			✓	

Comments:_____

Cooler contents examined/received by: LG Date: 5.6.16

Project Manager Review: RW Date: 6-10-16

Pace Analytical Energy Services LLC
220 William Pitt Way
Pittsburgh, PA 15238
Phone: (412) 826-5245
Fax: (412) 826-3433

May 17, 2016

Colleen Clyne
Pace Analytical Services
9608 Loiret Blvd
Lenexa, KS 66219

RE: **FORT SMITH, AR**
Pace Workorder: *19052*

Dear Colleen Clyne:

Enclosed are the analytical results for sample(s) received by the laboratory on Friday, May 06, 2016. Results reported herein conform to the most current NELAC standards, where applicable, unless otherwise narrated in the body of the report.

If you have any questions concerning this report, please feel free to contact me.

Sincerely,

Ruth Welsh

Ruth Welsh 05/17/2016
Ruth.Welsh@pacelabs.com

Customer Service Representative

Enclosures

As a valued client we would appreciate your comments on our service.
Please email info@microseeps.com.

Total Number of Pages 41

CERTIFICATE OF ANALYSIS

This report shall not be reproduced, except in full,
without the written consent of Pace Analytical Energy Services LLC.

Pace Analytical Energy Services LLC
220 William Pitt Way
Pittsburgh, PA 15238
Phone: (412) 826-5245
Fax: (412) 826-3433

LABORATORY ACCREDITATIONS & CERTIFICATIONS

Accreditor:	Pennsylvania Department of Environmental Protection, Bureau of Laboratories
Accreditation ID:	02-00538
Scope:	NELAP Non-Potable Water and Solid & Hazardous Waste
Accreditor:	South Carolina Department of Health and Environmental Control, Office of Environmental Laboratory Certification
Accreditation ID:	89009003
Scope:	Clean Water Act (CWA); Resource Conservation and Recovery Act (RCRA)
Accreditor:	NELAP: New Jersey, Department of Environmental Protection
Accreditation ID:	PA026
Scope:	Non-Potable Water; Solid and Chemical Materials
Accreditor:	NELAP: New York, Department of Health Wadsworth Center
Accreditation ID:	11815
Scope:	Non-Potable Water; Solid and Hazardous Waste
Accreditor:	State of Connecticut, Department of Public Health, Division of Environmental Health
Accreditation ID:	PH-0263
Scope:	Clean Water Act (CWA) Resource Conservation and Recovery Act (RCRA)
Accreditor:	NELAP: Texas, Commission on Environmental Quality
Accreditation ID:	T104704453-09-TX
Scope:	Non-Potable Water
Accreditor:	State of New Hampshire
Accreditation ID:	299409
Scope:	Non-potable water
Accreditor:	State of Georgia
Accreditation ID:	Chapter 391-3-26
Scope:	As per the Georgia EPD Rules and Regulations for Commercial Laboratories, PAES is accredited by the Pennsylvania Department of Environmental Protection Bureau of Laboratories under the National Environmental Laboratory Approval Program (NELAC).

CERTIFICATE OF ANALYSIS
This report shall not be reproduced, except in full,
without the written consent of Pace Analytical Energy Services LLC.

Pace Analytical Energy Services LLC
220 William Pitt Way
Pittsburgh, PA 15238
Phone: (412) 826-5245
Fax: (412) 826-3433

SAMPLE SUMMARY

Workorder: 19052 FORT SMITH, AR

Lab ID	Sample ID	Matrix	Date Collected	Date Received
190520001	TMW-10-201605	Water	5/4/2016 10:10	5/6/2016 11:50
190520002	IW-73-201605	Water	5/4/2016 13:25	5/6/2016 11:50
190520003	MW-81-201605	Water	5/4/2016 17:25	5/6/2016 11:50
190520004	IW-74-201605	Water	5/4/2016 13:10	5/6/2016 11:50
190520005	MW-187-201605	Water	5/4/2016 09:40	5/6/2016 11:50
190520006	MW-189-201605	Water	5/4/2016 11:40	5/6/2016 11:50
190520007	MW-83-201605	Water	5/4/2016 10:26	5/6/2016 11:50
190520008	MW-90-201605	Water	5/4/2016 16:25	5/6/2016 11:50
190520009	MW-28-201605	Water	5/4/2016 13:50	5/6/2016 11:50
190520010	MW-186-201605	Water	5/4/2016 13:45	5/6/2016 11:50
190520011	MW-24-201605	Water	5/4/2016 17:00	5/6/2016 11:50
190520012	MW-190-201605	Water	5/4/2016 16:42	5/6/2016 11:50
190520013	MW-191-201605	Water	5/4/2016 13:50	5/6/2016 11:50
190520014	MW-192-201605	Water	5/4/2016 11:20	5/6/2016 11:50
190520015	MW-182-201605	Water	5/4/2016 17:15	5/6/2016 11:50
190520016	ITMW-10-201605	Water	5/5/2016 11:40	5/6/2016 11:50
190520017	ITMW-9-201605	Water	5/5/2016 13:50	5/6/2016 11:50
190520018	ITMW-16-201605	Water	5/5/2016 09:15	5/6/2016 11:50
190520019	MW-23-201605	Water	5/5/2016 08:15	5/6/2016 11:50
190520020	ITMW-6-201605	Water	5/5/2016 13:00	5/6/2016 11:50
190520021	MW-84-201605	Water	5/5/2016 10:35	5/6/2016 11:50
190520022	MW-38-201605	Water	5/5/2016 14:40	5/6/2016 11:50
190520023	ITMW-11-201605	Water	5/5/2016 12:00	5/6/2016 11:50
190520024	ITMW-12-201605	Water	5/5/2016 15:00	5/6/2016 11:50

CERTIFICATE OF ANALYSIS
This report shall not be reproduced, except in full,
without the written consent of Pace Analytical Energy Services LLC.

Pace Analytical Energy Services LLC
220 William Pitt Way
Pittsburgh, PA 15238
Phone: (412) 826-5245
Fax: (412) 826-3433

ANALYTICAL RESULTS

Workorder: 19052 FORT SMITH, AR

Lab ID: **190520001** Date Received: 5/6/2016 11:50 Matrix: Water

Sample ID: **TMW-10-201605** Date Collected: 5/4/2016 10:10

Parameters	Results	Units	PQL	MDL	DF	Analyzed	By	Qualifiers
EDonors - MICR								
Analysis Desc: AM21G		Analytical Method: AM21G						
Acetic Acid	**<5.0**	mg/l	5.0	0.33	1	5/13/2016 14:18	BW	n
Propionic Acid	**<5.0**	mg/l	5.0	0.052	1	5/13/2016 14:18	BW	n
Pyruvic Acid	**<5.0**	mg/l	5.0	0.14	1	5/13/2016 14:18	BW	n
Butyric Acid	**<5.0**	mg/l	5.0	0.055	1	5/13/2016 14:18	BW	n
Lactic Acid	**<10**	mg/l	10	0.98	1	5/13/2016 14:18	BW	n
RISK - MICR								
Analysis Desc: AM20GAX		Analytical Method: AM20GAX						
Methane	**700**	ug/l	0.50	0.033	1	5/13/2016 10:29	GT	n
Ethane	**0.36**	ug/l	0.10	0.0040	1	5/13/2016 10:29	GT	n
Ethene	**0.15**	ug/l	0.10	0.0050	1	5/13/2016 10:29	GT	n
Acetylene	**<0.50**	ug/l	0.50	0.029	1	5/13/2016 10:29	GT	n

CERTIFICATE OF ANALYSIS

This report shall not be reproduced, except in full,
without the written consent of Pace Analytical Energy Services LLC.

Pace Analytical Energy Services LLC
220 William Pitt Way
Pittsburgh, PA 15238
Phone: (412) 826-5245
Fax: (412) 826-3433

ANALYTICAL RESULTS

Workorder: 19052 FORT SMITH, AR

Lab ID: **190520002** Date Received: 5/6/2016 11:50 Matrix: Water

Sample ID: **IW-73-201605** Date Collected: 5/4/2016 13:25

Parameters	Results	Units	PQL	MDL	DF	Analyzed	By	Qualifiers
EDonors - MICR								
Analysis Desc: AM21G		Analytical Method: AM21G						
Acetic Acid	**<5.0**	mg/l	5.0	0.33	1	5/13/2016 15:58	BW	n
Propionic Acid	**<5.0**	mg/l	5.0	0.052	1	5/13/2016 15:58	BW	n
Pyruvic Acid	**<5.0**	mg/l	5.0	0.14	1	5/13/2016 15:58	BW	n
Butyric Acid	**<5.0**	mg/l	5.0	0.055	1	5/13/2016 15:58	BW	n
Lactic Acid	**<10**	mg/l	10	0.98	1	5/13/2016 15:58	BW	n
RISK - MICR								
Analysis Desc: AM20GAX		Analytical Method: AM20GAX						
Methane	**7.6**	ug/l	0.50	0.033	1	5/13/2016 10:44	GT	n
Ethane	**<0.10**	ug/l	0.10	0.0040	1	5/13/2016 10:44	GT	n
Ethene	**<0.10**	ug/l	0.10	0.0050	1	5/13/2016 10:44	GT	n
Acetylene	**<0.50**	ug/l	0.50	0.029	1	5/13/2016 10:44	GT	n

CERTIFICATE OF ANALYSIS

This report shall not be reproduced, except in full,
without the written consent of Pace Analytical Energy Services LLC.

Pace Analytical Energy Services LLC
220 William Pitt Way
Pittsburgh, PA 15238
Phone: (412) 826-5245
Fax: (412) 826-3433

ANALYTICAL RESULTS

Workorder: 19052 FORT SMITH, AR

Lab ID: **190520003** Date Received: 5/6/2016 11:50 Matrix: Water

Sample ID: **MW-81-201605** Date Collected: 5/4/2016 17:25

Parameters	Results	Units	PQL	MDL	DF	Analyzed	By	Qualifiers
EDonors - MICR								
Analysis Desc: AM21G		Analytical Method: AM21G						
Acetic Acid	**<5.0**	mg/l	5.0	0.33	1	5/13/2016 16:20	BW	n
Propionic Acid	**<5.0**	mg/l	5.0	0.052	1	5/13/2016 16:20	BW	n
Pyruvic Acid	**<5.0**	mg/l	5.0	0.14	1	5/13/2016 16:20	BW	n
Butyric Acid	**<5.0**	mg/l	5.0	0.055	1	5/13/2016 16:20	BW	n
Lactic Acid	**<10**	mg/l	10	0.98	1	5/13/2016 16:20	BW	n
RISK - MICR								
Analysis Desc: AM20GAX		Analytical Method: AM20GAX						
Methane	**24**	ug/l	0.50	0.033	1	5/13/2016 10:56	GT	n
Ethane	**<0.10**	ug/l	0.10	0.0040	1	5/13/2016 10:56	GT	n
Ethene	**<0.10**	ug/l	0.10	0.0050	1	5/13/2016 10:56	GT	n
Acetylene	**<0.50**	ug/l	0.50	0.029	1	5/13/2016 10:56	GT	n

CERTIFICATE OF ANALYSIS

This report shall not be reproduced, except in full,
without the written consent of Pace Analytical Energy Services LLC.

Pace Analytical Energy Services LLC
220 William Pitt Way
Pittsburgh, PA 15238
Phone: (412) 826-5245
Fax: (412) 826-3433

ANALYTICAL RESULTS

Workorder: 19052 FORT SMITH, AR

Lab ID: **190520004** Date Received: 5/6/2016 11:50 Matrix: Water

Sample ID: **IW-74-201605** Date Collected: 5/4/2016 13:10

Parameters	Results	Units	PQL	MDL	DF	Analyzed	By	Qualifiers
EDonors - MICR								
Analysis Desc: AM21G		Analytical Method: AM21G						
Acetic Acid	**<5.0**	mg/l	5.0	0.33	1	5/13/2016 16:41	BW	n
Propionic Acid	**<5.0**	mg/l	5.0	0.052	1	5/13/2016 16:41	BW	n
Pyruvic Acid	**<5.0**	mg/l	5.0	0.14	1	5/13/2016 16:41	BW	n
Butyric Acid	**<5.0**	mg/l	5.0	0.055	1	5/13/2016 16:41	BW	n
Lactic Acid	**<10**	mg/l	10	0.98	1	5/13/2016 16:41	BW	n
RISK - MICR								
Analysis Desc: AM20GAX		Analytical Method: AM20GAX						
Methane	**4.3**	ug/l	0.50	0.033	1	5/13/2016 11:08	GT	n
Ethane	**<0.10**	ug/l	0.10	0.0040	1	5/13/2016 11:08	GT	n
Ethene	**<0.10**	ug/l	0.10	0.0050	1	5/13/2016 11:08	GT	n
Acetylene	**<0.50**	ug/l	0.50	0.029	1	5/13/2016 11:08	GT	n

CERTIFICATE OF ANALYSIS

This report shall not be reproduced, except in full,
without the written consent of Pace Analytical Energy Services LLC.

Pace Analytical Energy Services LLC
220 William Pitt Way
Pittsburgh, PA 15238
Phone: (412) 826-5245
Fax: (412) 826-3433

ANALYTICAL RESULTS

Workorder: 19052 FORT SMITH, AR

Lab ID: **190520005** Date Received: 5/6/2016 11:50 Matrix: Water

Sample ID: **MW-187-201605** Date Collected: 5/4/2016 09:40

Parameters	Results	Units	PQL	MDL	DF	Analyzed	By	Qualifiers
EDonors - MICR								
Analysis Desc: AM21G		Analytical Method: AM21G						
Acetic Acid	**<5.0**	mg/l	5.0	0.33	1	5/13/2016 17:03	BW	n
Propionic Acid	**<5.0**	mg/l	5.0	0.052	1	5/13/2016 17:03	BW	n
Pyruvic Acid	**<5.0**	mg/l	5.0	0.14	1	5/13/2016 17:03	BW	n
Butyric Acid	**<5.0**	mg/l	5.0	0.055	1	5/13/2016 17:03	BW	n
Lactic Acid	**<10**	mg/l	10	0.98	1	5/13/2016 17:03	BW	n
RISK - MICR								
Analysis Desc: AM20GAX		Analytical Method: AM20GAX						
Methane	**0.70**	ug/l	0.50	0.033	1	5/13/2016 11:20	GT	n
Ethane	**0.19**	ug/l	0.10	0.0040	1	5/13/2016 11:20	GT	n
Ethene	**0.22**	ug/l	0.10	0.0050	1	5/13/2016 11:20	GT	n
Acetylene	**<0.50**	ug/l	0.50	0.029	1	5/13/2016 11:20	GT	n

CERTIFICATE OF ANALYSIS

This report shall not be reproduced, except in full,
without the written consent of Pace Analytical Energy Services LLC.

Pace Analytical Energy Services LLC
220 William Pitt Way
Pittsburgh, PA 15238
Phone: (412) 826-5245
Fax: (412) 826-3433

ANALYTICAL RESULTS

Workorder: 19052 FORT SMITH, AR

Lab ID: **190520006** Date Received: 5/6/2016 11:50 Matrix: Water

Sample ID: **MW-189-201605** Date Collected: 5/4/2016 11:40

Parameters	Results	Units	PQL	MDL	DF	Analyzed	By	Qualifiers
EDonors - MICR								
Analysis Desc: AM21G		Analytical Method: AM21G						
Acetic Acid	**<5.0**	mg/l	5.0	0.33	1	5/13/2016 17:25	BW	n
Propionic Acid	**<5.0**	mg/l	5.0	0.052	1	5/13/2016 17:25	BW	n
Pyruvic Acid	**<5.0**	mg/l	5.0	0.14	1	5/13/2016 17:25	BW	n
Butyric Acid	**<5.0**	mg/l	5.0	0.055	1	5/13/2016 17:25	BW	n
Lactic Acid	**<10**	mg/l	10	0.98	1	5/13/2016 17:25	BW	n
RISK - MICR								
Analysis Desc: AM20GAX		Analytical Method: AM20GAX						
Methane	**2.0**	ug/l	0.50	0.033	1	5/13/2016 11:32	GT	n
Ethane	**<0.10**	ug/l	0.10	0.0040	1	5/13/2016 11:32	GT	n
Ethene	**<0.10**	ug/l	0.10	0.0050	1	5/13/2016 11:32	GT	n
Acetylene	**<0.50**	ug/l	0.50	0.029	1	5/13/2016 11:32	GT	n

CERTIFICATE OF ANALYSIS

This report shall not be reproduced, except in full,
without the written consent of Pace Analytical Energy Services LLC.

Pace Analytical Energy Services LLC
220 William Pitt Way
Pittsburgh, PA 15238
Phone: (412) 826-5245
Fax: (412) 826-3433

ANALYTICAL RESULTS

Workorder: 19052 FORT SMITH, AR

Lab ID: **190520007** Date Received: 5/6/2016 11:50 Matrix: Water

Sample ID: **MW-83-201605** Date Collected: 5/4/2016 10:26

Parameters	Results	Units	PQL	MDL	DF	Analyzed	By	Qualifiers
EDonors - MICR								
Analysis Desc: AM21G		Analytical Method: AM21G						
Acetic Acid	**<5.0**	mg/l	5.0	0.33	1	5/13/2016 17:47	BW	n
Propionic Acid	**<5.0**	mg/l	5.0	0.052	1	5/13/2016 17:47	BW	n
Pyruvic Acid	**<5.0**	mg/l	5.0	0.14	1	5/13/2016 17:47	BW	n
Butyric Acid	**<5.0**	mg/l	5.0	0.055	1	5/13/2016 17:47	BW	n
Lactic Acid	**<10**	mg/l	10	0.98	1	5/13/2016 17:47	BW	n
RISK - MICR								
Analysis Desc: AM20GAX		Analytical Method: AM20GAX						
Methane	**1.5**	ug/l	0.50	0.033	1	5/13/2016 13:08	GT	n
Ethane	**<0.10**	ug/l	0.10	0.0040	1	5/13/2016 13:08	GT	n
Ethene	**<0.10**	ug/l	0.10	0.0050	1	5/13/2016 13:08	GT	n
Acetylene	**<0.50**	ug/l	0.50	0.029	1	5/13/2016 13:08	GT	n

CERTIFICATE OF ANALYSIS

This report shall not be reproduced, except in full,
without the written consent of Pace Analytical Energy Services LLC.

Pace Analytical Energy Services LLC
220 William Pitt Way
Pittsburgh, PA 15238
Phone: (412) 826-5245
Fax: (412) 826-3433

ANALYTICAL RESULTS

Workorder: 19052 FORT SMITH, AR

Lab ID: **190520008** Date Received: 5/6/2016 11:50 Matrix: Water

Sample ID: **MW-90-201605** Date Collected: 5/4/2016 16:25

Parameters	Results	Units	PQL	MDL	DF	Analyzed	By	Qualifiers
EDonors - MICR								
Analysis Desc: AM21G		Analytical Method: AM21G						
Acetic Acid	**<5.0**	mg/l	5.0	0.33	1	5/13/2016 18:08	BW	n
Propionic Acid	**<5.0**	mg/l	5.0	0.052	1	5/13/2016 18:08	BW	n
Pyruvic Acid	**<5.0**	mg/l	5.0	0.14	1	5/13/2016 18:08	BW	n
Butyric Acid	**<5.0**	mg/l	5.0	0.055	1	5/13/2016 18:08	BW	n
Lactic Acid	**<10**	mg/l	10	0.98	1	5/13/2016 18:08	BW	n
RISK - MICR								
Analysis Desc: AM20GAX		Analytical Method: AM20GAX						
Methane	**1.1**	ug/l	0.50	0.033	1	5/13/2016 13:22	GT	n
Ethane	**<0.10**	ug/l	0.10	0.0040	1	5/13/2016 13:22	GT	n
Ethene	**0.14**	ug/l	0.10	0.0050	1	5/13/2016 13:22	GT	n
Acetylene	**<0.50**	ug/l	0.50	0.029	1	5/13/2016 13:22	GT	n

CERTIFICATE OF ANALYSIS

This report shall not be reproduced, except in full,
without the written consent of Pace Analytical Energy Services LLC.

Pace Analytical Energy Services LLC
220 William Pitt Way
Pittsburgh, PA 15238
Phone: (412) 826-5245
Fax: (412) 826-3433

ANALYTICAL RESULTS

Workorder: 19052 FORT SMITH, AR

Lab ID: **190520009** Date Received: 5/6/2016 11:50 Matrix: Water

Sample ID: **MW-28-201605** Date Collected: 5/4/2016 13:50

Parameters	Results	Units	PQL	MDL	DF	Analyzed	By	Qualifiers
EDonors - MICR								
Analysis Desc: AM21G		Analytical Method: AM21G						
Acetic Acid	**<5.0**	mg/l	5.0	0.33	1	5/13/2016 18:30	BW	n
Propionic Acid	**<5.0**	mg/l	5.0	0.052	1	5/13/2016 18:30	BW	n
Pyruvic Acid	**<5.0**	mg/l	5.0	0.14	1	5/13/2016 18:30	BW	n
Butyric Acid	**<5.0**	mg/l	5.0	0.055	1	5/13/2016 18:30	BW	n
Lactic Acid	**<10**	mg/l	10	0.98	1	5/13/2016 18:30	BW	n
RISK - MICR								
Analysis Desc: AM20GAX		Analytical Method: AM20GAX						
Methane	**<0.50**	ug/l	0.50	0.033	1	5/13/2016 13:34	GT	n
Ethane	**<0.10**	ug/l	0.10	0.0040	1	5/13/2016 13:34	GT	n
Ethene	**<0.10**	ug/l	0.10	0.0050	1	5/13/2016 13:34	GT	n
Acetylene	**<0.50**	ug/l	0.50	0.029	1	5/13/2016 13:34	GT	n

CERTIFICATE OF ANALYSIS

This report shall not be reproduced, except in full,
without the written consent of Pace Analytical Energy Services LLC.

Pace Analytical Energy Services LLC
220 William Pitt Way
Pittsburgh, PA 15238
Phone: (412) 826-5245
Fax: (412) 826-3433

ANALYTICAL RESULTS

Workorder: 19052 FORT SMITH, AR

Lab ID: **190520010** Date Received: 5/6/2016 11:50 Matrix: Water

Sample ID: **MW-186-201605** Date Collected: 5/4/2016 13:45

Parameters	Results	Units	PQL	MDL	DF	Analyzed	By	Qualifiers
EDonors - MICR								
Analysis Desc: AM21G		Analytical Method: AM21G						
Acetic Acid	**<5.0**	mg/l	5.0	0.33	1	5/13/2016 18:52	BW	n
Propionic Acid	**<5.0**	mg/l	5.0	0.052	1	5/13/2016 18:52	BW	n
Pyruvic Acid	**<5.0**	mg/l	5.0	0.14	1	5/13/2016 18:52	BW	n
Butyric Acid	**<5.0**	mg/l	5.0	0.055	1	5/13/2016 18:52	BW	n
Lactic Acid	**<10**	mg/l	10	0.98	1	5/13/2016 18:52	BW	n
RISK - MICR								
Analysis Desc: AM20GAX		Analytical Method: AM20GAX						
Methane	**<0.50**	ug/l	0.50	0.033	1	5/13/2016 13:46	GT	n
Ethane	**<0.10**	ug/l	0.10	0.0040	1	5/13/2016 13:46	GT	n
Ethene	**<0.10**	ug/l	0.10	0.0050	1	5/13/2016 13:46	GT	n
Acetylene	**<0.50**	ug/l	0.50	0.029	1	5/13/2016 13:46	GT	n

CERTIFICATE OF ANALYSIS

This report shall not be reproduced, except in full,
without the written consent of Pace Analytical Energy Services LLC.

Pace Analytical Energy Services LLC
220 William Pitt Way
Pittsburgh, PA 15238
Phone: (412) 826-5245
Fax: (412) 826-3433

ANALYTICAL RESULTS

Workorder: 19052 FORT SMITH, AR

Lab ID: **190520011** Date Received: 5/6/2016 11:50 Matrix: Water

Sample ID: **MW-24-201605** Date Collected: 5/4/2016 17:00

Parameters	Results	Units	PQL	MDL	DF	Analyzed	By	Qualifiers
EDonors - MICR								
Analysis Desc: AM21G		Analytical Method: AM21G						
Acetic Acid	**<5.0**	mg/l	5.0	0.33	1	5/13/2016 19:14	BW	n
Propionic Acid	**<5.0**	mg/l	5.0	0.052	1	5/13/2016 19:14	BW	n
Pyruvic Acid	**<5.0**	mg/l	5.0	0.14	1	5/13/2016 19:14	BW	n
Butyric Acid	**<5.0**	mg/l	5.0	0.055	1	5/13/2016 19:14	BW	n
Lactic Acid	**<10**	mg/l	10	0.98	1	5/13/2016 19:14	BW	n
RISK - MICR								
Analysis Desc: AM20GAX		Analytical Method: AM20GAX						
Methane	**8.6**	ug/l	0.50	0.033	1	5/13/2016 13:58	GT	n
Ethane	**<0.10**	ug/l	0.10	0.0040	1	5/13/2016 13:58	GT	n
Ethene	**<0.10**	ug/l	0.10	0.0050	1	5/13/2016 13:58	GT	n
Acetylene	**<0.50**	ug/l	0.50	0.029	1	5/13/2016 13:58	GT	n

CERTIFICATE OF ANALYSIS

This report shall not be reproduced, except in full,
without the written consent of Pace Analytical Energy Services LLC.

Pace Analytical Energy Services LLC
220 William Pitt Way
Pittsburgh, PA 15238
Phone: (412) 826-5245
Fax: (412) 826-3433

ANALYTICAL RESULTS

Workorder: 19052 FORT SMITH, AR

Lab ID: **190520012** Date Received: 5/6/2016 11:50 Matrix: Water

Sample ID: **MW-190-201605** Date Collected: 5/4/2016 16:42

Parameters	Results	Units	PQL	MDL	DF	Analyzed	By	Qualifiers
EDonors - MICR								
Analysis Desc: AM21G		Analytical Method: AM21G						
Acetic Acid	**<5.0**	mg/l	5.0	0.33	1	5/13/2016 19:35	BW	n
Propionic Acid	**<5.0**	mg/l	5.0	0.052	1	5/13/2016 19:35	BW	n
Pyruvic Acid	**<5.0**	mg/l	5.0	0.14	1	5/13/2016 19:35	BW	n
Butyric Acid	**<5.0**	mg/l	5.0	0.055	1	5/13/2016 19:35	BW	n
Lactic Acid	**<10**	mg/l	10	0.98	1	5/13/2016 19:35	BW	n
RISK - MICR								
Analysis Desc: AM20GAX		Analytical Method: AM20GAX						
Methane	**0.93**	ug/l	0.50	0.033	1	5/13/2016 14:11	GT	n
Ethane	**0.17**	ug/l	0.10	0.0040	1	5/13/2016 14:11	GT	n
Ethene	**0.53**	ug/l	0.10	0.0050	1	5/13/2016 14:11	GT	n
Acetylene	**<0.50**	ug/l	0.50	0.029	1	5/13/2016 14:11	GT	n

CERTIFICATE OF ANALYSIS

This report shall not be reproduced, except in full,
without the written consent of Pace Analytical Energy Services LLC.

Pace Analytical Energy Services LLC
220 William Pitt Way
Pittsburgh, PA 15238
Phone: (412) 826-5245
Fax: (412) 826-3433

ANALYTICAL RESULTS

Workorder: 19052 FORT SMITH, AR

Lab ID: **190520013** Date Received: 5/6/2016 11:50 Matrix: Water

Sample ID: **MW-191-201605** Date Collected: 5/4/2016 13:50

Parameters	Results	Units	PQL	MDL	DF	Analyzed	By	Qualifiers
EDonors - MICR								
Analysis Desc: AM21G		Analytical Method: AM21G						
Acetic Acid	**<5.0**	mg/l	5.0	0.33	1	5/13/2016 19:57	BW	n
Propionic Acid	**<5.0**	mg/l	5.0	0.052	1	5/13/2016 19:57	BW	n
Pyruvic Acid	**<5.0**	mg/l	5.0	0.14	1	5/13/2016 19:57	BW	n
Butyric Acid	**<5.0**	mg/l	5.0	0.055	1	5/13/2016 19:57	BW	n
Lactic Acid	**<10**	mg/l	10	0.98	1	5/13/2016 19:57	BW	n
RISK - MICR								
Analysis Desc: AM20GAX		Analytical Method: AM20GAX						
Methane	**<0.50**	ug/l	0.50	0.033	1	5/13/2016 14:23	GT	n
Ethane	**<0.10**	ug/l	0.10	0.0040	1	5/13/2016 14:23	GT	n
Ethene	**<0.10**	ug/l	0.10	0.0050	1	5/13/2016 14:23	GT	n
Acetylene	**<0.50**	ug/l	0.50	0.029	1	5/13/2016 14:23	GT	n

CERTIFICATE OF ANALYSIS

This report shall not be reproduced, except in full,
without the written consent of Pace Analytical Energy Services LLC.

Pace Analytical Energy Services LLC
220 William Pitt Way
Pittsburgh, PA 15238
Phone: (412) 826-5245
Fax: (412) 826-3433

ANALYTICAL RESULTS

Workorder: 19052 FORT SMITH, AR

Lab ID: **190520014** Date Received: 5/6/2016 11:50 Matrix: Water

Sample ID: **MW-192-201605** Date Collected: 5/4/2016 11:20

Parameters	Results	Units	PQL	MDL	DF	Analyzed	By	Qualifiers
EDonors - MICR								
Analysis Desc: AM21G		Analytical Method: AM21G						
Acetic Acid	**<5.0**	mg/l	5.0	0.33	1	5/13/2016 20:19	BW	n
Propionic Acid	**<5.0**	mg/l	5.0	0.052	1	5/13/2016 20:19	BW	n
Pyruvic Acid	**<5.0**	mg/l	5.0	0.14	1	5/13/2016 20:19	BW	n
Butyric Acid	**<5.0**	mg/l	5.0	0.055	1	5/13/2016 20:19	BW	n
Lactic Acid	**<10**	mg/l	10	0.98	1	5/13/2016 20:19	BW	n
RISK - MICR								
Analysis Desc: AM20GAX		Analytical Method: AM20GAX						
Methane	**<0.50**	ug/l	0.50	0.033	1	5/13/2016 14:35	GT	n
Ethane	**<0.10**	ug/l	0.10	0.0040	1	5/13/2016 14:35	GT	n
Ethene	**<0.10**	ug/l	0.10	0.0050	1	5/13/2016 14:35	GT	n
Acetylene	**<0.50**	ug/l	0.50	0.029	1	5/13/2016 14:35	GT	n

CERTIFICATE OF ANALYSIS

This report shall not be reproduced, except in full,
without the written consent of Pace Analytical Energy Services LLC.

Pace Analytical Energy Services LLC
220 William Pitt Way
Pittsburgh, PA 15238
Phone: (412) 826-5245
Fax: (412) 826-3433

ANALYTICAL RESULTS

Workorder: 19052 FORT SMITH, AR

Lab ID: **190520015** Date Received: 5/6/2016 11:50 Matrix: Water

Sample ID: **MW-182-201605** Date Collected: 5/4/2016 17:15

Parameters	Results	Units	PQL	MDL	DF	Analyzed	By	Qualifiers
EDonors - MICR								
Analysis Desc: AM21G		Analytical Method: AM21G						
Acetic Acid	**<5.0**	mg/l	5.0	0.33	1	5/13/2016 20:41	BW	n
Propionic Acid	**<5.0**	mg/l	5.0	0.052	1	5/13/2016 20:41	BW	n
Pyruvic Acid	**<5.0**	mg/l	5.0	0.14	1	5/13/2016 20:41	BW	n
Butyric Acid	**<5.0**	mg/l	5.0	0.055	1	5/13/2016 20:41	BW	n
Lactic Acid	**<10**	mg/l	10	0.98	1	5/13/2016 20:41	BW	n
RISK - MICR								
Analysis Desc: AM20GAX		Analytical Method: AM20GAX						
Methane	**30**	ug/l	0.50	0.033	1	5/13/2016 14:49	GT	n
Ethane	**<0.10**	ug/l	0.10	0.0040	1	5/13/2016 14:49	GT	n
Ethene	**<0.10**	ug/l	0.10	0.0050	1	5/13/2016 14:49	GT	n
Acetylene	**<0.50**	ug/l	0.50	0.029	1	5/13/2016 14:49	GT	n

CERTIFICATE OF ANALYSIS

This report shall not be reproduced, except in full,
without the written consent of Pace Analytical Energy Services LLC.

Pace Analytical Energy Services LLC
220 William Pitt Way
Pittsburgh, PA 15238
Phone: (412) 826-5245
Fax: (412) 826-3433

ANALYTICAL RESULTS

Workorder: 19052 FORT SMITH, AR

Lab ID: **190520016** Date Received: 5/6/2016 11:50 Matrix: Water

Sample ID: **ITMW-10-201605** Date Collected: 5/5/2016 11:40

Parameters	Results	Units	PQL	MDL	DF	Analyzed	By	Qualifiers
EDonors - MICR								
Analysis Desc: AM21G		Analytical Method: AM21G						
Acetic Acid	**<5.0**	mg/l	5.0	0.33	1	5/13/2016 21:02	BW	n
Propionic Acid	**<5.0**	mg/l	5.0	0.052	1	5/13/2016 21:02	BW	n
Pyruvic Acid	**<5.0**	mg/l	5.0	0.14	1	5/13/2016 21:02	BW	n
Butyric Acid	**<5.0**	mg/l	5.0	0.055	1	5/13/2016 21:02	BW	n
Lactic Acid	**<10**	mg/l	10	0.98	1	5/13/2016 21:02	BW	n
RISK - MICR								
Analysis Desc: AM20GAX		Analytical Method: AM20GAX						
Methane	**1.4**	ug/l	0.50	0.033	1	5/13/2016 15:01	GT	n
Ethane	**<0.10**	ug/l	0.10	0.0040	1	5/13/2016 15:01	GT	n
Ethene	**<0.10**	ug/l	0.10	0.0050	1	5/13/2016 15:01	GT	n
Acetylene	**<0.50**	ug/l	0.50	0.029	1	5/13/2016 15:01	GT	n

CERTIFICATE OF ANALYSIS

This report shall not be reproduced, except in full,
without the written consent of Pace Analytical Energy Services LLC.

Pace Analytical Energy Services LLC
220 William Pitt Way
Pittsburgh, PA 15238
Phone: (412) 826-5245
Fax: (412) 826-3433

ANALYTICAL RESULTS

Workorder: 19052 FORT SMITH, AR

Lab ID: **190520017** Date Received: 5/6/2016 11:50 Matrix: Water

Sample ID: **ITMW-9-201605** Date Collected: 5/5/2016 13:50

Parameters	Results	Units	PQL	MDL	DF	Analyzed	By	Qualifiers
EDonors - MICR								
Analysis Desc: AM21G			Analytical Method: AM21G					
Acetic Acid	**<5.0**	mg/l	5.0	0.33	1	5/14/2016 00:40	BW	n
Propionic Acid	**<5.0**	mg/l	5.0	0.052	1	5/14/2016 00:40	BW	n
Pyruvic Acid	**<5.0**	mg/l	5.0	0.14	1	5/14/2016 00:40	BW	n
Butyric Acid	**<5.0**	mg/l	5.0	0.055	1	5/14/2016 00:40	BW	n
Lactic Acid	**<10**	mg/l	10	0.98	1	5/14/2016 00:40	BW	n
RISK - MICR								
Analysis Desc: AM20GAX			Analytical Method: AM20GAX					
Methane	**1.2**	ug/l	0.50	0.033	1	5/13/2016 15:14	GT	n
Ethane	**<0.10**	ug/l	0.10	0.0040	1	5/13/2016 15:14	GT	n
Ethene	**<0.10**	ug/l	0.10	0.0050	1	5/13/2016 15:14	GT	n
Acetylene	**<0.50**	ug/l	0.50	0.029	1	5/13/2016 15:14	GT	n

CERTIFICATE OF ANALYSIS

This report shall not be reproduced, except in full,
without the written consent of Pace Analytical Energy Services LLC.

Pace Analytical Energy Services LLC
220 William Pitt Way
Pittsburgh, PA 15238
Phone: (412) 826-5245
Fax: (412) 826-3433

ANALYTICAL RESULTS

Workorder: 19052 FORT SMITH, AR

Lab ID: **190520018** Date Received: 5/6/2016 11:50 Matrix: Water

Sample ID: **ITMW-16-201605** Date Collected: 5/5/2016 09:15

Parameters	Results	Units	PQL	MDL	DF	Analyzed	By	Qualifiers
EDonors - MICR								
Analysis Desc: AM21G			Analytical Method: AM21G					
Acetic Acid	**<5.0**	mg/l	5.0	0.33	1	5/14/2016 01:02	BW	n
Propionic Acid	**<5.0**	mg/l	5.0	0.052	1	5/14/2016 01:02	BW	n
Pyruvic Acid	**<5.0**	mg/l	5.0	0.14	1	5/14/2016 01:02	BW	n
Butyric Acid	**<5.0**	mg/l	5.0	0.055	1	5/14/2016 01:02	BW	n
Lactic Acid	**<10**	mg/l	10	0.98	1	5/14/2016 01:02	BW	n
RISK - MICR								
Analysis Desc: AM20GAX			Analytical Method: AM20GAX					
Methane	**44**	ug/l	0.50	0.033	1	5/13/2016 15:30	GT	n
Ethane	**<0.10**	ug/l	0.10	0.0040	1	5/13/2016 15:30	GT	n
Ethene	**<0.10**	ug/l	0.10	0.0050	1	5/13/2016 15:30	GT	n
Acetylene	**<0.50**	ug/l	0.50	0.029	1	5/13/2016 15:30	GT	n

CERTIFICATE OF ANALYSIS

This report shall not be reproduced, except in full,
without the written consent of Pace Analytical Energy Services LLC.

Pace Analytical Energy Services LLC
220 William Pitt Way
Pittsburgh, PA 15238
Phone: (412) 826-5245
Fax: (412) 826-3433

ANALYTICAL RESULTS

Workorder: 19052 FORT SMITH, AR

Lab ID: **190520019** Date Received: 5/6/2016 11:50 Matrix: Water

Sample ID: **MW-23-201605** Date Collected: 5/5/2016 08:15

Parameters	Results	Units	PQL	MDL	DF	Analyzed	By	Qualifiers
EDonors - MICR								
Analysis Desc: AM21G			Analytical Method: AM21G					
Acetic Acid	**<5.0**	mg/l	5.0	0.33	1	5/14/2016 01:24	BW	n
Propionic Acid	**<5.0**	mg/l	5.0	0.052	1	5/14/2016 01:24	BW	n
Pyruvic Acid	**<5.0**	mg/l	5.0	0.14	1	5/14/2016 01:24	BW	n
Butyric Acid	**<5.0**	mg/l	5.0	0.055	1	5/14/2016 01:24	BW	n
Lactic Acid	**<10**	mg/l	10	0.98	1	5/14/2016 01:24	BW	n
RISK - MICR								
Analysis Desc: AM20GAX			Analytical Method: AM20GAX					
Methane	**2.8**	ug/l	0.50	0.033	1	5/13/2016 16:32	GT	n
Ethane	**<0.10**	ug/l	0.10	0.0040	1	5/13/2016 16:32	GT	n
Ethene	**<0.10**	ug/l	0.10	0.0050	1	5/13/2016 16:32	GT	n
Acetylene	**<0.50**	ug/l	0.50	0.029	1	5/13/2016 16:32	GT	n

CERTIFICATE OF ANALYSIS

This report shall not be reproduced, except in full,
without the written consent of Pace Analytical Energy Services LLC.

Pace Analytical Energy Services LLC
220 William Pitt Way
Pittsburgh, PA 15238
Phone: (412) 826-5245
Fax: (412) 826-3433

ANALYTICAL RESULTS

Workorder: 19052 FORT SMITH, AR

Lab ID: **190520020** Date Received: 5/6/2016 11:50 Matrix: Water

Sample ID: **ITMW-6-201605** Date Collected: 5/5/2016 13:00

Parameters	Results	Units	PQL	MDL	DF	Analyzed	By	Qualifiers
EDonors - MICR								
Analysis Desc: AM21G			Analytical Method: AM21G					
Acetic Acid	**<5.0**	mg/l	5.0	0.33	1	5/14/2016 01:45	BW	n
Propionic Acid	**<5.0**	mg/l	5.0	0.052	1	5/14/2016 01:45	BW	n
Pyruvic Acid	**<5.0**	mg/l	5.0	0.14	1	5/14/2016 01:45	BW	n
Butyric Acid	**<5.0**	mg/l	5.0	0.055	1	5/14/2016 01:45	BW	n
Lactic Acid	**<10**	mg/l	10	0.98	1	5/14/2016 01:45	BW	n
RISK - MICR								
Analysis Desc: AM20GAX			Analytical Method: AM20GAX					
Methane	**<0.50**	ug/l	0.50	0.033	1	5/13/2016 16:45	GT	n
Ethane	**<0.10**	ug/l	0.10	0.0040	1	5/13/2016 16:45	GT	n
Ethene	**<0.10**	ug/l	0.10	0.0050	1	5/13/2016 16:45	GT	n
Acetylene	**<0.50**	ug/l	0.50	0.029	1	5/13/2016 16:45	GT	n

CERTIFICATE OF ANALYSIS

This report shall not be reproduced, except in full,
without the written consent of Pace Analytical Energy Services LLC.

Pace Analytical Energy Services LLC
220 William Pitt Way
Pittsburgh, PA 15238
Phone: (412) 826-5245
Fax: (412) 826-3433

ANALYTICAL RESULTS

Workorder: 19052 FORT SMITH, AR

Lab ID: **190520021** Date Received: 5/6/2016 11:50 Matrix: Water

Sample ID: **MW-84-201605** Date Collected: 5/5/2016 10:35

Parameters	Results	Units	PQL	MDL	DF	Analyzed	By	Qualifiers
EDonors - MICR								
Analysis Desc: AM21G			Analytical Method: AM21G					
Acetic Acid	**<5.0**	mg/l	5.0	0.33	1	5/14/2016 02:07	BW	n
Propionic Acid	**<5.0**	mg/l	5.0	0.052	1	5/14/2016 02:07	BW	n
Pyruvic Acid	**<5.0**	mg/l	5.0	0.14	1	5/14/2016 02:07	BW	n
Butyric Acid	**<5.0**	mg/l	5.0	0.055	1	5/14/2016 02:07	BW	n
Lactic Acid	**<10**	mg/l	10	0.98	1	5/14/2016 02:07	BW	n
RISK - MICR								
Analysis Desc: AM20GAX			Analytical Method: AM20GAX					
Methane	**3.1**	ug/l	0.50	0.033	1	5/13/2016 16:57	GT	n
Ethane	**<0.10**	ug/l	0.10	0.0040	1	5/13/2016 16:57	GT	n
Ethene	**<0.10**	ug/l	0.10	0.0050	1	5/13/2016 16:57	GT	n
Acetylene	**<0.50**	ug/l	0.50	0.029	1	5/13/2016 16:57	GT	n

CERTIFICATE OF ANALYSIS

This report shall not be reproduced, except in full,
without the written consent of Pace Analytical Energy Services LLC.

Pace Analytical Energy Services LLC
220 William Pitt Way
Pittsburgh, PA 15238
Phone: (412) 826-5245
Fax: (412) 826-3433

ANALYTICAL RESULTS

Workorder: 19052 FORT SMITH, AR

Lab ID: **190520022** Date Received: 5/6/2016 11:50 Matrix: Water

Sample ID: **MW-38-201605** Date Collected: 5/5/2016 14:40

Parameters	Results	Units	PQL	MDL	DF	Analyzed	By	Qualifiers
EDonors - MICR								
Analysis Desc: AM21G			Analytical Method: AM21G					
Acetic Acid	**<5.0**	mg/l	5.0	0.33	1	5/14/2016 02:29	BW	n
Propionic Acid	**<5.0**	mg/l	5.0	0.052	1	5/14/2016 02:29	BW	n
Pyruvic Acid	**<5.0**	mg/l	5.0	0.14	1	5/14/2016 02:29	BW	n
Butyric Acid	**<5.0**	mg/l	5.0	0.055	1	5/14/2016 02:29	BW	n
Lactic Acid	**<10**	mg/l	10	0.98	1	5/14/2016 02:29	BW	n
RISK - MICR								
Analysis Desc: AM20GAX			Analytical Method: AM20GAX					
Methane	**15**	ug/l	0.50	0.033	1	5/13/2016 17:10	GT	n
Ethane	**0.73**	ug/l	0.10	0.0040	1	5/13/2016 17:10	GT	n
Ethene	**0.23**	ug/l	0.10	0.0050	1	5/13/2016 17:10	GT	n
Acetylene	**<0.50**	ug/l	0.50	0.029	1	5/13/2016 17:10	GT	n

CERTIFICATE OF ANALYSIS

This report shall not be reproduced, except in full,
without the written consent of Pace Analytical Energy Services LLC.

Pace Analytical Energy Services LLC
220 William Pitt Way
Pittsburgh, PA 15238
Phone: (412) 826-5245
Fax: (412) 826-3433

ANALYTICAL RESULTS

Workorder: 19052 FORT SMITH, AR

Lab ID: **190520023** Date Received: 5/6/2016 11:50 Matrix: Water

Sample ID: **ITMW-11-201605** Date Collected: 5/5/2016 12:00

Parameters	Results	Units	PQL	MDL	DF	Analyzed	By	Qualifiers
EDonors - MICR								
Analysis Desc: AM21G			Analytical Method: AM21G					
Acetic Acid	**<5.0**	mg/l	5.0	0.33	1	5/14/2016 02:51	BW	n
Propionic Acid	**<5.0**	mg/l	5.0	0.052	1	5/14/2016 02:51	BW	n
Pyruvic Acid	**<5.0**	mg/l	5.0	0.14	1	5/14/2016 02:51	BW	n
Butyric Acid	**<5.0**	mg/l	5.0	0.055	1	5/14/2016 02:51	BW	n
Lactic Acid	**<10**	mg/l	10	0.98	1	5/14/2016 02:51	BW	n
RISK - MICR								
Analysis Desc: AM20GAX			Analytical Method: AM20GAX					
Methane	**23**	ug/l	0.50	0.033	1	5/13/2016 17:22	GT	n
Ethane	**0.25**	ug/l	0.10	0.0040	1	5/13/2016 17:22	GT	n
Ethene	**<0.10**	ug/l	0.10	0.0050	1	5/13/2016 17:22	GT	n
Acetylene	**0.82**	ug/l	0.50	0.029	1	5/13/2016 17:22	GT	n

CERTIFICATE OF ANALYSIS

This report shall not be reproduced, except in full,
without the written consent of Pace Analytical Energy Services LLC.

Pace Analytical Energy Services LLC
220 William Pitt Way
Pittsburgh, PA 15238
Phone: (412) 826-5245
Fax: (412) 826-3433

ANALYTICAL RESULTS

Workorder: 19052 FORT SMITH, AR

Lab ID: **190520024** Date Received: 5/6/2016 11:50 Matrix: Water

Sample ID: **ITMW-12-201605** Date Collected: 5/5/2016 15:00

Parameters	Results	Units	PQL	MDL	DF	Analyzed	By	Qualifiers
EDonors - MICR								
Analysis Desc: AM21G			Analytical Method: AM21G					
Acetic Acid	**<5.0**	mg/l	5.0	0.33	1	5/14/2016 03:12	BW	n
Propionic Acid	**<5.0**	mg/l	5.0	0.052	1	5/14/2016 03:12	BW	n
Pyruvic Acid	**<5.0**	mg/l	5.0	0.14	1	5/14/2016 03:12	BW	n
Butyric Acid	**<5.0**	mg/l	5.0	0.055	1	5/14/2016 03:12	BW	n
Lactic Acid	**<10**	mg/l	10	0.98	1	5/14/2016 03:12	BW	n
RISK - MICR								
Analysis Desc: AM20GAX			Analytical Method: AM20GAX					
Methane	**28**	ug/l	0.50	0.033	1	5/13/2016 17:39	GT	n
Ethane	**0.54**	ug/l	0.10	0.0040	1	5/13/2016 17:39	GT	n
Ethene	**<0.10**	ug/l	0.10	0.0050	1	5/13/2016 17:39	GT	n
Acetylene	**<0.50**	ug/l	0.50	0.029	1	5/13/2016 17:39	GT	n

CERTIFICATE OF ANALYSIS

This report shall not be reproduced, except in full,
without the written consent of Pace Analytical Energy Services LLC.

Pace Analytical Energy Services LLC
220 William Pitt Way
Pittsburgh, PA 15238
Phone: (412) 826-5245
Fax: (412) 826-3433

ANALYTICAL RESULTS QUALIFIERS

Workorder: 19052 FORT SMITH, AR

DEFINITIONS/QUALIFIERS

Disclaimer : The Pennsylvania Department of Environmental Protection (PADEP) has decided to no longer recognize analyses that do not produce data for primary compliance, for NELAP accreditation. The methods affected by this decision are AM20GAx, AM21G, SW846 7199 and AM4.02. The laboratory shall continue to administer the NELAP/TNI standard requirements in the performance of these methods.

MDL	Method Detection Limit. Can be used synonymously with LOD; Limit Of Detection.
PQL	Practical Quanitation Limit. Can be used synonymously with LOQ; Limit Of Quantitation.
ND	Not detected at or above reporting limit.
DF	Dilution Factor.
S	Surrogate.
RPD	Relative Percent Difference.
% Rec	Percent Recovery.
U	Indicates the compound was analyzed for, but not detected at or above the noted concentration.
J	Estimated concentration greater than the set method detection limit (MDL) and less than the set reporting limit (PQL).
n	The laboratory does not hold NELAP/TNI accreditation for this method or analyte.

CERTIFICATE OF ANALYSIS
This report shall not be reproduced, except in full,
without the written consent of Pace Analytical Energy Services LLC.

Pace Analytical Energy Services LLC
220 William Pitt Way
Pittsburgh, PA 15238
Phone: (412) 826-5245
Fax: (412) 826-3433

QUALITY CONTROL DATA

Workorder: 19052 FORT SMITH, AR

QC Batch: DISG/5365 Analysis Method: AM20GAX

QC Batch Method: AM20GAX

Associated Lab Samples: 190520001, 190520002, 190520003, 190520004, 190520005, 190520006

METHOD BLANK: 41904

Parameter	Units	Blank Result	Reporting Limit	Qualifiers
RISK				
Methane	ug/l	<0.50	0.50	n
Ethane	ug/l	<0.10	0.10	n
Ethene	ug/l	<0.10	0.10	n
Acetylene	ug/l	<0.50	0.50	n

LABORATORY CONTROL SAMPLE & LCSD: 41906 41908

Parameter	Units	Spike Conc.	LCS Result	LCSD Result	LCS % Rec	LCSD % Rec	% Rec Limit	RPD	Max RPD	Qualifiers
RISK										
Methane	ug/l	750	820	800	109	107	80-120	1.9	20	n
Ethane	ug/l	38	40	39	107	103	80-120	3.8	20	n
Ethene	ug/l	35	38	36	108	103	80-120	4.7	20	n
Acetylene	ug/l	33	33	30	100	93	80-120	7.3	20	n

CERTIFICATE OF ANALYSIS

This report shall not be reproduced, except in full,
without the written consent of Pace Analytical Energy Services LLC.

Pace Analytical Energy Services LLC
220 William Pitt Way
Pittsburgh, PA 15238
Phone: (412) 826-5245
Fax: (412) 826-3433

QUALITY CONTROL DATA

Workorder: 19052 FORT SMITH, AR

QC Batch: EDON/2892 Analysis Method: AM21G

QC Batch Method: AM21G

Associated Lab Samples: 190520001, 190520002, 190520003, 190520004, 190520005, 190520006, 190520007, 190520008, 190520009, 190520010, 190520011, 190520012, 190520013, 190520014, 190520015, 190520016

METHOD BLANK: 41914

Parameter	Units	Blank Result	Reporting Limit	Qualifiers
EDonors				
Acetic Acid	mg/l	<5.0	5.0	n
Propionic Acid	mg/l	<5.0	5.0	n
Pyruvic Acid	mg/l	<5.0	5.0	n
Butyric Acid	mg/l	<5.0	5.0	n
Lactic Acid	mg/l	<10	10	n

LABORATORY CONTROL SAMPLE: 41915

Parameter	Units	Spike Conc.	LCS Result	LCS % Rec	% Rec Limits	Qualifiers
EDonors						
Acetic Acid	mg/l	100	92	92	70-130	n
Propionic Acid	mg/l	100	90	90	70-130	n
Pyruvic Acid	mg/l	100	100	102	70-130	n
Butyric Acid	mg/l	100	91	91	70-130	n
Lactic Acid	mg/l	100	95	95	70-130	n

MATRIX SPIKE & MATRIX SPIKE DUPLICATE: 41920 41921 Original: 190520001

Parameter	Units	Original Result	Spike Conc.	MS Result	MSD Result	MS % Rec	MSD % Rec	% Rec Limit	RPD	Max RPD	Qualifiers
EDonors											
Acetic Acid	mg/l	0	100	96	84	96	84	70-130	13	20	n
Propionic Acid	mg/l	0	100	93	86	93	86	70-130	7.8	20	n
Pyruvic Acid	mg/l	0	100	110	100	114	106	70-130	7.3	20	n
Butyric Acid	mg/l	0	100	95	89	95	89	70-130	6.5	20	n
Lactic Acid	mg/l	0	100	92	93	92	93	70-130	1.1	20	n

CERTIFICATE OF ANALYSIS

This report shall not be reproduced, except in full,
without the written consent of Pace Analytical Energy Services LLC.

Pace Analytical Energy Services LLC
220 William Pitt Way
Pittsburgh, PA 15238
Phone: (412) 826-5245
Fax: (412) 826-3433

QUALITY CONTROL DATA

Workorder: 19052 FORT SMITH, AR

QC Batch: DISG/5368 Analysis Method: AM20GAX

QC Batch Method: AM20GAX

Associated Lab Samples: 190520007, 190520008, 190520009, 190520010, 190520011, 190520012, 190520013, 190520014, 190520015, 190520016, 190520017, 190520018, 190520019, 190520020, 190520021, 190520022, 190520023, 190520024

METHOD BLANK: 41935

Parameter	Units	Blank Result	Reporting Limit	Qualifiers
RISK				
Methane	ug/l	<0.50	0.50	n
Ethane	ug/l	<0.10	0.10	n
Ethene	ug/l	<0.10	0.10	n
Acetylene	ug/l	<0.50	0.50	n

LABORATORY CONTROL SAMPLE & LCSD: 41937 41939

Parameter	Units	Spike Conc.	LCS Result	LCSD Result	LCS % Rec	LCSD % Rec	% Rec Limit	RPD	Max RPD	Qualifiers
RISK										
Methane	ug/l	750	830	810	111	109	80-120	1.8	20	n
Ethane	ug/l	38	43	40	114	105	80-120	8.2	20	n
Ethene	ug/l	35	40	38	114	107	80-120	6.3	20	n
Acetylene	ug/l	33	34	34	104	104	80-120	0	20	n

CERTIFICATE OF ANALYSIS

This report shall not be reproduced, except in full,
without the written consent of Pace Analytical Energy Services LLC.

Pace Analytical Energy Services LLC
220 William Pitt Way
Pittsburgh, PA 15238
Phone: (412) 826-5245
Fax: (412) 826-3433

QUALITY CONTROL DATA

Workorder: 19052 FORT SMITH, AR

QC Batch: EDON/2896 Analysis Method: AM21G

QC Batch Method: AM21G

Associated Lab Samples: 190520017, 190520018, 190520019, 190520020, 190520021, 190520022, 190520023, 190520024

METHOD BLANK: 41947

Parameter	Units	Blank Result	Reporting Limit	Qualifiers
EDonors				
Acetic Acid	mg/l	<5.0	5.0	n
Propionic Acid	mg/l	<5.0	5.0	n
Pyruvic Acid	mg/l	<5.0	5.0	n
Butyric Acid	mg/l	<5.0	5.0	n
Lactic Acid	mg/l	<10	10	n

LABORATORY CONTROL SAMPLE: 41948

Parameter	Units	Spike Conc.	LCS Result	LCS % Rec	% Rec Limits	Qualifiers
EDonors						
Acetic Acid	mg/l	100	90	90	70-130	n
Propionic Acid	mg/l	100	87	87	70-130	n
Pyruvic Acid	mg/l	100	100	101	70-130	n
Butyric Acid	mg/l	100	89	89	70-130	n
Lactic Acid	mg/l	100	91	91	70-130	n

MATRIX SPIKE & MATRIX SPIKE DUPLICATE: 41949 41950 Original: 190540001

Parameter	Units	Original Result	Spike Conc.	MS Result	MSD Result	MS % Rec	MSD % Rec	% Rec Limit	RPD	Max RPD	Qualifiers
EDonors											
Acetic Acid	mg/l	0	100	94	90	94	90	70-130	4.3	20	n
Propionic Acid	mg/l	0	100	90	87	90	87	70-130	3.4	20	n
Pyruvic Acid	mg/l	0	100	99	110	99	108	70-130	8.7	20	n
Butyric Acid	mg/l	0	100	91	90	91	90	70-130	1.1	20	n
Lactic Acid	mg/l	0	100	88	83	88	83	70-130	5.8	20	n

CERTIFICATE OF ANALYSIS

This report shall not be reproduced, except in full,
without the written consent of Pace Analytical Energy Services LLC.

Pace Analytical Energy Services LLC
220 William Pitt Way
Pittsburgh, PA 15238
Phone: (412) 826-5245
Fax: (412) 826-3433

QUALITY CONTROL DATA QUALIFIERS

Workorder: 19052 FORT SMITH, AR

QUALITY CONTROL PARAMETER QUALIFIERS

n	The laboratory does not hold NELAP/TNI accreditation for this method or analyte.

CERTIFICATE OF ANALYSIS
This report shall not be reproduced, except in full,
without the written consent of Pace Analytical Energy Services LLC.

Pace Analytical Energy Services LLC
220 William Pitt Way
Pittsburgh, PA 15238
Phone: (412) 826-5245
Fax: (412) 826-3433

QUALITY CONTROL DATA CROSS REFERENCE TABLE

Workorder: 19052 FORT SMITH, AR

Lab ID	Sample ID	Prep Method	Prep Batch	Analysis Method	Analysis Batch
190520001	TMW-10-201605			AM20GAX	DISG/5365
190520002	IW-73-201605			AM20GAX	DISG/5365
190520003	MW-81-201605			AM20GAX	DISG/5365
190520004	IW-74-201605			AM20GAX	DISG/5365
190520005	MW-187-201605			AM20GAX	DISG/5365
190520006	MW-189-201605			AM20GAX	DISG/5365
190520001	TMW-10-201605			AM21G	EDON/2892
190520002	IW-73-201605			AM21G	EDON/2892
190520003	MW-81-201605			AM21G	EDON/2892
190520004	IW-74-201605			AM21G	EDON/2892
190520005	MW-187-201605			AM21G	EDON/2892
190520006	MW-189-201605			AM21G	EDON/2892
190520007	MW-83-201605			AM21G	EDON/2892
190520008	MW-90-201605			AM21G	EDON/2892
190520009	MW-28-201605			AM21G	EDON/2892
190520010	MW-186-201605			AM21G	EDON/2892
190520011	MW-24-201605			AM21G	EDON/2892
190520012	MW-190-201605			AM21G	EDON/2892
190520013	MW-191-201605			AM21G	EDON/2892
190520014	MW-192-201605			AM21G	EDON/2892
190520015	MW-182-201605			AM21G	EDON/2892
190520016	ITMW-10-201605			AM21G	EDON/2892
190520007	MW-83-201605			AM20GAX	DISG/5368
190520008	MW-90-201605			AM20GAX	DISG/5368
190520009	MW-28-201605			AM20GAX	DISG/5368
190520010	MW-186-201605			AM20GAX	DISG/5368
190520011	MW-24-201605			AM20GAX	DISG/5368
190520012	MW-190-201605			AM20GAX	DISG/5368
190520013	MW-191-201605			AM20GAX	DISG/5368
190520014	MW-192-201605			AM20GAX	DISG/5368
190520015	MW-182-201605			AM20GAX	DISG/5368
190520016	ITMW-10-201605			AM20GAX	DISG/5368

CERTIFICATE OF ANALYSIS
This report shall not be reproduced, except in full,
without the written consent of Pace Analytical Energy Services LLC.

Pace Analytical Energy Services LLC
220 William Pitt Way
Pittsburgh, PA 15238
Phone: (412) 826-5245
Fax: (412) 826-3433

QUALITY CONTROL DATA CROSS REFERENCE TABLE

Workorder: 19052 FORT SMITH, AR

Lab ID	Sample ID	Prep Method	Prep Batch	Analysis Method	Analysis Batch
190520017	ITMW-9-201605			AM20GAX	DISG/5368
190520018	ITMW-16-201605			AM20GAX	DISG/5368
190520019	MW-23-201605			AM20GAX	DISG/5368
190520020	ITMW-6-201605			AM20GAX	DISG/5368
190520021	MW-84-201605			AM20GAX	DISG/5368
190520022	MW-38-201605			AM20GAX	DISG/5368
190520023	ITMW-11-201605			AM20GAX	DISG/5368
190520024	ITMW-12-201605			AM20GAX	DISG/5368
190520017	ITMW-9-201605			AM21G	EDON/2896
190520018	ITMW-16-201605			AM21G	EDON/2896
190520019	MW-23-201605			AM21G	EDON/2896
190520020	ITMW-6-201605			AM21G	EDON/2896
190520021	MW-84-201605			AM21G	EDON/2896
190520022	MW-38-201605			AM21G	EDON/2896
190520023	ITMW-11-201605			AM21G	EDON/2896
190520024	ITMW-12-201605			AM21G	EDON/2896

CERTIFICATE OF ANALYSIS
This report shall not be reproduced, except in full,
without the written consent of Pace Analytical Energy Services LLC.

Pace Analytical™ www.pacelabs.com

CHAIN-OF-CUSTODY / Analytical Request Document

The Chain-of-Custody is a LEGAL DOCUMENT. All relevant fields must be completed accurately.

19852

Page: 3 of 6

Section A Required Client Information:		Section B Required Project Information:		Section C Invoice Information:	
Company:	Environ	Report To:	Wendy Stonestreet	Attention:	
Address:	7500 College Blvd., Ste. 925	Copy To:		Company Name:	
	Overland Park, KS 66210			Address:	
Email To:	wstonestreet@environcorp.com	Purchase Order No.:		Pace Quote Reference:	
Phone: 913-553-5926	Fax:	Project Name:	Fort Smith, AR	Pace Project Manager:	Colleen Clyne
Requested Due Date/TAT:		Project Number:		Pace Profile #:	7444, line 1

REGULATORY AGENCY

☐ NPDES ☐ GROUND WATER ☐ DRINKING WATER
☐ UST ☐ RCRA ☒ OTHER ADEQ

Site Location STATE: AR

Section D Required Client Information

SAMPLE ID (A-Z, 0-9 /,-) Sample IDs MUST BE UNIQUE

Valid Matrix Codes

MATRIX	CODE
DRINKING WATER	DW
WATER	WT
WASTE WATER	WW
PRODUCT	P
SOIL/SOLID	SL
OIL	OL
WIPE	WP
AIR	AR
OTHER	OT
TISSUE	TS

ITEM #	SAMPLE ID	MATRIX CODE (see valid codes to left)	SAMPLE TYPE (G=GRAB C=COMP)	COLLECTED COMPOSITE START DATE	COLLECTED COMPOSITE START TIME	COLLECTED COMPOSITE END/GRAB DATE	COLLECTED COMPOSITE END/GRAB TIME	SAMPLE TEMP AT COLLECTION	# OF CONTAINERS	Preservatives: Unpreserved	H_2SO_4	HNO_3	HCl	NaOH	$Na_2S_2O_3$	Methanol	Other Na_3PO_4	Requested Analysis Filtered (Y/N) Y/N	Analysis Test	AM20 GAX Hydrogen	AM 21 GAX Volatile Fatty Acids	AM 20 GAX Methane,Ehtane,Ethene	AM 20 GAX Acetylene	Residual Chlorine (Y/N)	Pace Project No./ Lab I.D.
1	TMW-10-201605	WT	G	5/4/16	1010				5	X							X				X	X	X		
2	MW-73-201605	WT	G		1325				5	X							X				X	X	X		
3	MW-81-201605	WT	G		1725				5	X							X				X	X	X		
4	MW-74-201605	WT	G		1310				5	X							X				X	X	X		
5	MW-187-201605	WT	G		~~1930~~	940			5	X							X				X	X	X		
6	MW-189-201605	WT	G		~~0940~~	1140			5	X							X				X	X	X		
7	MW-83-201605	WT	G		1026				5	X							X				X	X	X		
8	MW-90-201605	WT	G		1625				5	X							X				X	X	X		
9	MW-28-201605	WT	G		1350				5	X							X				X	X	X		
10	MW-186-201605	WT	G		1345				5	X							X				X	X	X		
11	MW-24-201605	WT	G		1700				5	X							X				X	X	X		
12	MW-190-201605	WT	G		1642				5	X							X				X	X	X		

ADDITIONAL COMMENTS	RELINQUISHED BY / AFFILIATION	DATE	TIME	ACCEPTED BY / AFFILIATION	DATE	TIME	SAMPLE CONDITIONS			
Level IV data package required	Lucy Cross / Ramboll Environ	5/5/16	1900	[illegible] PACE	5.6.16	1150	5	4	Y	

SAMPLER NAME AND SIGNATURE

PRINT Name of SAMPLER: Lucy Cross

SIGNATURE of SAMPLER: Lucy Cross DATE Signed (MM/DD/YY): 5/5/2016

Temp in °C	Received on Ice (Y/N)	Custody Sealed Cooler (Y/N)	Samples Intact (Y/N)

*Important Note: By signing this form you are accepting Pace's NET 30 day payment terms and agreeing to late charges of 1.5% per month for any invoices not paid within 30 days.

Pace Analytical™
www.pacelabs.com

CHAIN-OF-CUSTODY / Analytical Request Document

The Chain-of-Custody is a LEGAL DOCUMENT. All relevant fields must be completed accurately.

19052

Section A Required Client Information:		Section B Required Project Information:		Section C Invoice Information:	
Company:	Environ	Report To:	Wendy Stonestreet	Attention:	
Address:	7500 College Blvd., Ste. 925	Copy To:		Company Name:	
	Overland Park, KS 66210			Address:	
Email To:	wstonestreet@environcorp.com	Purchase Order No.:		Pace Quote Reference:	
Phone:	913-553-5926 Fax:	Project Name:	Fort Smith, AR	Pace Project Manager:	Colleen Clyne
Requested Due Date/TAT:		Project Number:		Pace Profile #:	7444, line 1

REGULATORY AGENCY

☐ NPDES ☐ GROUND WATER ☐ DRINKING WATER

☐ UST ☐ RCRA ☒ OTHER ADEQ

Site Location STATE: AR

Requested Analysis Filtered (Y/N)

Section D Required Client Information

SAMPLE ID
(A-Z, 0-9 / ,-)
Sample IDs MUST BE UNIQUE

Valid Matrix Codes

MATRIX	CODE
DRINKING WATER	DW
WATER	WT
WASTE WATER	WW
PRODUCT	P
SOIL/SOLID	SL
OIL	OL
WIPE	WP
AIR	AR
OTHER	OT
TISSUE	TS

ITEM #	SAMPLE ID	MATRIX CODE (see valid codes to left)	SAMPLE TYPE (G=GRAB C=COMP)	COLLECTED COMPOSITE START DATE	COLLECTED COMPOSITE START TIME	COLLECTED COMPOSITE END/GRAB DATE	COLLECTED COMPOSITE END/GRAB TIME	SAMPLE TEMP AT COLLECTION	# OF CONTAINERS	Preservatives: Unpreserved	H_2SO_4	HNO_3	HCl	NaOH	$Na_2S_2O_3$	Methanol	Other Na_3PO_4	Analysis Test Y/N	AM20 GAX Hydrogen	AM 21 GAX Volatile Fatty Acids	AM 20 GAX Methane,Ehtane,Ethene	AM 20 GAX Acetylene	Residual Chlorine (Y/N)	Pace Project No./ Lab I.D.
1	MW-191-201605	WT	G	5/4/16	1350				5	X							X				X	X	X	
2	MW-192-201605	WT	G	5/4/16	1120				5	X							X				X	X	X	
3	MW-182-201605	WT	G	5/4/16	1715				5	X							X				X	X	X	
4	ITMW-10-201605	WT	G	5/5/16	1140				5	X							X				X	X	X	
5	ITMW-9-201605	WT	G	5/5/16	1350				5	X							X				X	X	X	
6	ITMW-16-201605	WT	G	5/5/16	0915				5	X							X				X	X	X	
7	MW-23-201605	WT	G	5/5/16	0815				5	X							X				X	X	X	
8	ITMW-6-201605	WT	G	5/5/16	1300				5	X							X				X	X	X	
9	MW-84-201605	WT	G	5/5/16	1035				5	X							X				X	X	X	
10	MW-38-201605	WT	G	5/5/16	1440				5	X							X				X	X	X	
11	ITMW-11-201605	WT	G	5/5/16	1200				5	X							X				X	X	X	
12	ITMW-12-201605	WT	G	5/5/16	1500				5	X							X				X	X	X	

ADDITIONAL COMMENTS	RELINQUISHED BY / AFFILIATION	DATE	TIME	ACCEPTED BY / AFFILIATION	DATE	TIME	SAMPLE CONDITIONS			
Level IV data package required	Lucy Cross / Ramboll Environ	5/5/16	1900	[illegible]	5.6.16	1150	5	Y	Y	

SAMPLER NAME AND SIGNATURE

PRINT Name of SAMPLER: Lucy Cross

SIGNATURE of SAMPLER: Lucy Cross

DATE Signed (MM/DD/YY): 5/5/2016

Temp in °C	Received on Ice (Y/N)	Custody Sealed Cooler (Y/N)	Samples Intact (Y/N)

*Important Note: By signing this form you are accepting Pace's NET 30 day payment terms and agreeing to late charges of 1.5% per month for any invoices not paid within 30 days.

Chain of Custody

14052

Pace Analytical®
www.pacelabs.com

Workorder: 60218542 **Workorder Name:** Fort Smith, AR Pace Energy Lab **Results Requested** 5/20/2016

Report / Invoice To	Subcontract To
Colleen Clyne Pace Analytical Kansas 9608 Loiret Blvd. Lenexa, KS 66219 Phone (913)599-5665 Email: colleen.clyne@pacelabs.com	SUB-8114 P.O. _____

Item	Sample ID	Collect Date/Time	Lab ID	Matrix	Preserved Containers: OTHR	AM21 GAX volatile fatty acids	AM20 Methane, ethene & acetylene	LAB USE ONLY
20	~~TMW-11-201605~~	~~5/3/2016 15:10~~	~~60218542020~~	~~Water~~	~~1~~	~~X~~	~~X~~	
21	~~MW-61R-201605~~	~~5/3/2016 12:10~~	~~60218542021~~	~~Water~~	~~1~~	~~X~~	~~X~~	
22	~~MW-46R-201605~~	~~5/3/2016 15:44~~	~~60218542022~~	~~Water~~	~~1~~	~~X~~	~~X~~	
23	~~MW-68-201605~~	~~5/4/2016 14:25~~	~~60218542023~~	~~Water~~	~~1~~	X	X	
24	~~MW-22-201605~~	~~5/4/2016 12:45~~	~~60218542024~~	~~Water~~	~~1~~	~~X~~	~~X~~	
25	TMW-10-201605	5/4/2016 10:10	60218542025	Water	1	X	X	
26	IW-73-201605	5/4/2016 13:25	60218542026	Water	1	X	X	
27	MW-81-201605	5/4/2016 17:25	60218542027	Water	1	X	X	
28	IW-74-201605	5/4/2016 13:10	60218542028	Water	1	X	X	
29	MW-187-201605	5/4/2016 09:40	60218542029	Water	1	X	X	
30	MW-189-201605	5/4/2016 11:40	60218542030	Water	1	X	X	
31	MW-83-201605	5/4/2016 10:26	60218542031	Water	1	X	X	
32	MW-90-201605	5/4/2016 16:25	60218542032	Water	1	X	X	
33	MW-28-201605	5/4/2016 13:50	60218542033	Water	1	X	X	
34	MW-186-201605	5/4/2016 13:45	60218542034	Water	1	X	X	
35	MW-24-201605	5/4/2016 17:00	60218542035	Water	1	X	X	
36	MW-190-201605	5/4/2016 16:42	60218542036	Water	1	X	X	
37	MW-191-201605	5/4/2016 13:50	60218542037	Water	1	X	X	
38	MW-192-201605	5/4/2016 11:20	60218542038	Water	1	X	X	
39	MW-182-201605	5/4/2016 17:15	60218542039	Water	1	X	X	

Chain of Custody

Pace Analytical®
www.pacelabs.com

Workorder: 60218542 **Workorder Name:** Fort Smith, AR Pace Energy Lab **Results Requested** 5/20/2016

Report / Invoice To	Subcontract To
Colleen Clyne Pace Analytical Kansas 9608 Loiret Blvd. Lenexa, KS 66219 Phone (913)599-5665 Email: colleen.clyne@pacelabs.com	SUB-8114 P.O. _____

Item	Sample ID	Collect Date/Time	Lab ID	Matrix	Preserved Containers: OTHR						Requested Analysis: AM21 GAX volatile fatty acids	Requested Analysis: AM20 Methane, ethane, ethene & acetylene											LAB USE ONLY
40	ITMW-10-201605	5/5/2016 11:40	60218542040	Water	1						X	X											
41	ITMW-9-201605	5/5/2016 13:50	60218542041	Water	1						X	X											
42	ITMW-16-201605	5/5/2016 09:15	60218542042	Water	1						X	X											
43	MW-23-201605	5/5/2016 08:15	60218542043	Water	1						X	X											
44	ITMW-6-201605	5/5/2016 13:00	60218542044	Water	1						X	X											
45	MW-84-201605	5/5/2016 10:35	60218542045	Water	1						X	X											
46	MW-38-201605	5/5/2016 14:40	60218542046	Water	1						X	X											
47	ITMW-11-201605	5/5/2016 12:00	60218542047	Water	1						X	X											
48	ITMW-12-201605	5/5/2016 15:00	60218542048	Water	1						X	X											
49	MW-86-201605	5/5/2016 14:15	60218542049	Water	1						X	X											
50	FFMW-4-201605	5/5/2016 12:02	60218542050	Water	1						X	X											
51	MW-25-201605	5/5/2016 12:20	60218542051	Water	1						X	X											
52	ITMW-15-201605	5/5/2016 15:30	60218542052	Water	1						X	X											
53	MW-95-201605	5/5/2016 12:35	60218542053	Water	1						X	X											
54	MW-93-201605	5/5/2016 13:55	60218542054	Water	1						X	X											
55	MW-85-201605	5/5/2016 10:25	60218542055	Water	1						X	X											
56	MW-172-201605	5/5/2016 08:35	60218542056	Water	1						X	X											
57	ITMW-7-201605	5/5/2016 08:20	60218542057	Water	1						X	X											
58	ITMW-17-201605	5/5/2016 08:45	60218542058	Water	1						X	X											
59	ITMW-19-201605	5/5/2016 15:35	60218542059	Water	1						X	X											

NON-CONFORMANCE FORM

PAES Work Order #: 19052

Date: 5/6/16 Time of Receipt: 1150 Receiver: LJ

Client: Environ

REASON FOR NON-CONFORMANCE

1. All samples' vials & samples on 1st COC had date & 5/3/16.

2. MW-23-201605: No time on vials.

3. Received 13 additional samples Not on COC.

5/9/16:

MW-65-201605: Vials ID was MW-85-201605, with same date & time & collection.

ACTION TAKEN

Client name: Date: Time:

Log in using KS COC

Customer Service Initials: RW Date: 5-10-16

F-PAE-Q-014-rev 00, 20 Nov 2014

Cooler Receipt Form

Client Name: Environ Project: Fort Smith, AR Lab Work Order: 19052

A. Shipping/Container Information (circle appropriate response)

Courier: (FedEx) UPS USPS Client Other:_____ Air bill Present: (Yes) No

Tracking Number: 8094 9503 9103

Custody Seal on Cooler/Box Present: (Yes) No Seals Intact: (Yes) No

Cooler/Box Packing Material: Bubble Wrap Absorbent (Foam) Other:_____

Type of Ice: (Wet) Blue None Ice Intact: (Yes) Melted

Cooler Temperature: 5°C Radiation Screened: Yes (No) Chain of Custody Present: (Yes) No

Comments:_____

B. Laboratory Assignment/Log-in (check appropriate response)

	YES	NO	N/A	Comment Reference non-Conformance
Chain of Custody properly filled out	✓			
Chain of Custody relinquished	✓			
Sampler Name & Signature on COC	✓			
Containers intact	✓			
Were samples in separate bags	✓			
Sample container labels match COC Sample name/date and time collected		✓		
Sufficient volume provided	✓			
PAES containers used	✓			
Are containers properly preserved for the requested testing? (as labeled)	✓			
If an unknown preservation state, were containers checked? Exception: VOA's coliform			✓	If yes, see pH form.
Was volume for dissolved testing field filtered, as noted on the COC? Was volume received in a preserved container?			✓	

Comments:_____

Cooler contents examined/received by: LY Date: 5.6.16

Project Manager Review: RW Date: 5-10-16

Pace Analytical Energy Services LLC
220 William Pitt Way
Pittsburgh, PA 15238
Phone: (412) 826-5245
Fax: (412) 826-3433

May 18, 2016

Colleen Clyne
Pace Analytical Services
9608 Loiret Blvd
Lenexa, KS 66219

RE: **FORT SMITH, AR**
Pace Workorder: *19054*

Dear Colleen Clyne:

Enclosed are the analytical results for sample(s) received by the laboratory on Friday, May 06, 2016. Results reported herein conform to the most current NELAC standards, where applicable, unless otherwise narrated in the body of the report.

If you have any questions concerning this report, please feel free to contact me.

Sincerely,

Ruth Welsh 05/18/2016
Ruth.Welsh@pacelabs.com

Customer Service Representative

Enclosures

As a valued client we would appreciate your comments on our service.
Please email info@microseeps.com.

Total Number of Pages 47

CERTIFICATE OF ANALYSIS

This report shall not be reproduced, except in full,
without the written consent of Pace Analytical Energy Services LLC.

Pace Analytical Energy Services LLC
220 William Pitt Way
Pittsburgh, PA 15238
Phone: (412) 826-5245
Fax: (412) 826-3433

LABORATORY ACCREDITATIONS & CERTIFICATIONS

Accreditor:	Pennsylvania Department of Environmental Protection, Bureau of Laboratories
Accreditation ID:	02-00538
Scope:	NELAP Non-Potable Water and Solid & Hazardous Waste
Accreditor:	South Carolina Department of Health and Environmental Control, Office of Environmental Laboratory Certification
Accreditation ID:	89009003
Scope:	Clean Water Act (CWA); Resource Conservation and Recovery Act (RCRA)
Accreditor:	NELAP: New Jersey, Department of Environmental Protection
Accreditation ID:	PA026
Scope:	Non-Potable Water; Solid and Chemical Materials
Accreditor:	NELAP: New York, Department of Health Wadsworth Center
Accreditation ID:	11815
Scope:	Non-Potable Water; Solid and Hazardous Waste
Accreditor:	State of Connecticut, Department of Public Health, Division of Environmental Health
Accreditation ID:	PH-0263
Scope:	Clean Water Act (CWA) Resource Conservation and Recovery Act (RCRA)
Accreditor:	NELAP: Texas, Commission on Environmental Quality
Accreditation ID:	T104704453-09-TX
Scope:	Non-Potable Water
Accreditor:	State of New Hampshire
Accreditation ID:	299409
Scope:	Non-potable water
Accreditor:	State of Georgia
Accreditation ID:	Chapter 391-3-26
Scope:	As per the Georgia EPD Rules and Regulations for Commercial Laboratories, PAES is accredited by the Pennsylvania Department of Environmental Protection Bureau of Laboratories under the National Environmental Laboratory Approval Program (NELAC).

CERTIFICATE OF ANALYSIS
This report shall not be reproduced, except in full,
without the written consent of Pace Analytical Energy Services LLC.

Pace Analytical Energy Services LLC
220 William Pitt Way
Pittsburgh, PA 15238
Phone: (412) 826-5245
Fax: (412) 826-3433

SAMPLE SUMMARY

Workorder: 19054 FORT SMITH, AR

Lab ID	Sample ID	Matrix	Date Collected	Date Received
190540001	MW-86-201605	Water	5/5/2016 14:15	5/6/2016 11:50
190540002	ITMW-4-201605	Water	5/5/2016 12:02	5/6/2016 11:50
190540003	MW-25-201605	Water	5/5/2016 12:20	5/6/2016 11:50
190540004	ITMW-15-201605	Water	5/5/2016 15:30	5/6/2016 11:50
190540005	MW-95-201605	Water	5/5/2016 12:35	5/6/2016 11:50
190540006	MW-93-201605	Water	5/5/2016 13:55	5/6/2016 11:50
190540007	MW-85-201605	Water	5/5/2016 10:25	5/6/2016 11:50
190540008	MW-172-201605	Water	5/5/2016 08:35	5/6/2016 11:50
190540009	ITMW-7-201605	Water	5/5/2016 08:20	5/6/2016 11:50
190540010	ITMW-17-201605	Water	5/5/2016 08:45	5/6/2016 11:50
190540011	ITMW-19-201605	Water	5/5/2016 15:35	5/6/2016 11:50
190540012	ITMW-13-201605	Water	5/5/2016 11:50	5/6/2016 11:50
190540013	ITMW-14-201605	Water	5/5/2016 10:10	5/6/2016 11:50
190540014	ITMW-2-201605	Water	5/5/2016 08:20	5/6/2016 11:50
190540015	ITMW-1-201605	Water	5/5/2016 13:50	5/6/2016 11:50
190540016	ITMW-18-201605	Water	5/5/2016 12:15	5/6/2016 11:50
190540017	MW-92-201605	Water	5/4/2016 16:20	5/6/2016 11:50
190540018	MW-82-201605	Water	5/4/2016 09:15	5/6/2016 11:50
190540019	MW-97-201605	Water	5/5/2016 09:30	5/6/2016 11:50
190540020	IW-76-201605	Water	5/4/2016 09:15	5/6/2016 11:50
190540021	MW-185-201605	Water	5/4/2016 08:44	5/6/2016 11:50
190540022	MW-91-201605	Water	5/4/2016 08:00	5/6/2016 11:50
190540023	ITMW-21-201605	Water	5/5/2016 10:34	5/6/2016 11:50
190540024	IW-77-201605	Water	5/4/2016 10:55	5/6/2016 11:50
190540025	MW-58R-201605	Water	5/4/2016 13:15	5/6/2016 11:50
190540026	MW-183-201605	Water	5/4/2016 08:45	5/6/2016 11:50
190540027	MW-94-201605	Water	5/5/2016 10:44	5/6/2016 11:50
190540028	MW-87-201605	Water	5/5/2016 08:50	5/6/2016 11:50
190540029	MW-27-201605	Water	5/4/2016 10:30	5/6/2016 11:50

CERTIFICATE OF ANALYSIS
This report shall not be reproduced, except in full,
without the written consent of Pace Analytical Energy Services LLC.

Pace Analytical Energy Services LLC
220 William Pitt Way
Pittsburgh, PA 15238
Phone: (412) 826-5245
Fax: (412) 826-3433

ANALYTICAL RESULTS

Workorder: 19054 FORT SMITH, AR

Lab ID: **190540001** Date Received: 5/6/2016 11:50 Matrix: Water

Sample ID: **MW-86-201605** Date Collected: 5/5/2016 14:15

Parameters	Results	Units	PQL	MDL	DF	Analyzed	By	Qualifiers
EDonors - MICR								
Analysis Desc: AM21G		Analytical Method: AM21G						
Acetic Acid	**<5.0**	mg/l	5.0	0.33	1	5/14/2016 03:34	BW	n
Propionic Acid	**<5.0**	mg/l	5.0	0.052	1	5/14/2016 03:34	BW	n
Pyruvic Acid	**<5.0**	mg/l	5.0	0.14	1	5/14/2016 03:34	BW	n
Butyric Acid	**<5.0**	mg/l	5.0	0.055	1	5/14/2016 03:34	BW	n
Lactic Acid	**<10**	mg/l	10	0.98	1	5/14/2016 03:34	BW	n
RISK - MICR								
Analysis Desc: AM20GAX		Analytical Method: AM20GAX						
Methane	**40**	ug/l	0.50	0.033	1	5/15/2016 11:29	GT	n
Ethane	**4.1**	ug/l	0.10	0.0040	1	5/15/2016 11:29	GT	n
Ethene	**0.96**	ug/l	0.10	0.0050	1	5/15/2016 11:29	GT	n
Acetylene	**4.4**	ug/l	0.50	0.029	1	5/15/2016 11:29	GT	n

CERTIFICATE OF ANALYSIS

This report shall not be reproduced, except in full,
without the written consent of Pace Analytical Energy Services LLC.

Pace Analytical Energy Services LLC
220 William Pitt Way
Pittsburgh, PA 15238
Phone: (412) 826-5245
Fax: (412) 826-3433

ANALYTICAL RESULTS

Workorder: 19054 FORT SMITH, AR

Lab ID: **190540002** Date Received: 5/6/2016 11:50 Matrix: Water

Sample ID: **ITMW-4-201605** Date Collected: 5/5/2016 12:02

Parameters	Results	Units	PQL	MDL	DF	Analyzed	By	Qualifiers
EDonors - MICR								
Analysis Desc: AM21G		Analytical Method: AM21G						
Acetic Acid	**<5.0**	mg/l	5.0	0.33	1	5/14/2016 05:01	BW	n
Propionic Acid	**<5.0**	mg/l	5.0	0.052	1	5/14/2016 05:01	BW	n
Pyruvic Acid	**<5.0**	mg/l	5.0	0.14	1	5/14/2016 05:01	BW	n
Butyric Acid	**<5.0**	mg/l	5.0	0.055	1	5/14/2016 05:01	BW	n
Lactic Acid	**<10**	mg/l	10	0.98	1	5/14/2016 05:01	BW	n
RISK - MICR								
Analysis Desc: AM20GAX		Analytical Method: AM20GAX						
Methane	**16**	ug/l	0.50	0.033	1	5/15/2016 11:16	GT	n
Ethane	**<0.10**	ug/l	0.10	0.0040	1	5/15/2016 11:16	GT	n
Ethene	**<0.10**	ug/l	0.10	0.0050	1	5/15/2016 11:16	GT	n
Acetylene	**<0.50**	ug/l	0.50	0.029	1	5/15/2016 11:16	GT	n

CERTIFICATE OF ANALYSIS

This report shall not be reproduced, except in full,
without the written consent of Pace Analytical Energy Services LLC.

Pace Analytical Energy Services LLC
220 William Pitt Way
Pittsburgh, PA 15238
Phone: (412) 826-5245
Fax: (412) 826-3433

ANALYTICAL RESULTS

Workorder: 19054 FORT SMITH, AR

Lab ID: **190540003** Date Received: 5/6/2016 11:50 Matrix: Water

Sample ID: **MW-25-201605** Date Collected: 5/5/2016 12:20

Parameters	Results	Units	PQL	MDL	DF	Analyzed	By	Qualifiers
EDonors - MICR								
Analysis Desc: AM21G		Analytical Method: AM21G						
Acetic Acid	**<5.0**	mg/l	5.0	0.33	1	5/14/2016 05:23	BW	n
Propionic Acid	**<5.0**	mg/l	5.0	0.052	1	5/14/2016 05:23	BW	n
Pyruvic Acid	**<5.0**	mg/l	5.0	0.14	1	5/14/2016 05:23	BW	n
Butyric Acid	**<5.0**	mg/l	5.0	0.055	1	5/14/2016 05:23	BW	n
Lactic Acid	**<10**	mg/l	10	0.98	1	5/14/2016 05:23	BW	n
RISK - MICR								
Analysis Desc: AM20GAX		Analytical Method: AM20GAX						
Methane	**52**	ug/l	0.50	0.033	1	5/15/2016 11:42	GT	n
Ethane	**10**	ug/l	0.10	0.0040	1	5/15/2016 11:42	GT	n
Ethene	**0.88**	ug/l	0.10	0.0050	1	5/15/2016 11:42	GT	n
Acetylene	**1.9**	ug/l	0.50	0.029	1	5/15/2016 11:42	GT	n

CERTIFICATE OF ANALYSIS

This report shall not be reproduced, except in full,
without the written consent of Pace Analytical Energy Services LLC.

Pace Analytical Energy Services LLC
220 William Pitt Way
Pittsburgh, PA 15238
Phone: (412) 826-5245
Fax: (412) 826-3433

ANALYTICAL RESULTS

Workorder: 19054 FORT SMITH, AR

Lab ID: **190540004** Date Received: 5/6/2016 11:50 Matrix: Water

Sample ID: **ITMW-15-201605** Date Collected: 5/5/2016 15:30

Parameters	Results	Units	PQL	MDL	DF	Analyzed	By	Qualifiers
EDonors - MICR								
Analysis Desc: AM21G		Analytical Method: AM21G						
Acetic Acid	**<5.0**	mg/l	5.0	0.33	1	5/14/2016 05:45	BW	n
Propionic Acid	**<5.0**	mg/l	5.0	0.052	1	5/14/2016 05:45	BW	n
Pyruvic Acid	**<5.0**	mg/l	5.0	0.14	1	5/14/2016 05:45	BW	n
Butyric Acid	**<5.0**	mg/l	5.0	0.055	1	5/14/2016 05:45	BW	n
Lactic Acid	**<10**	mg/l	10	0.98	1	5/14/2016 05:45	BW	n
RISK - MICR								
Analysis Desc: AM20GAX		Analytical Method: AM20GAX						
Methane	**4.4**	ug/l	0.50	0.033	1	5/15/2016 11:56	GT	n
Ethane	**0.36**	ug/l	0.10	0.0040	1	5/15/2016 11:56	GT	n
Ethene	**0.23**	ug/l	0.10	0.0050	1	5/15/2016 11:56	GT	n
Acetylene	**<0.50**	ug/l	0.50	0.029	1	5/15/2016 11:56	GT	n

CERTIFICATE OF ANALYSIS

This report shall not be reproduced, except in full,
without the written consent of Pace Analytical Energy Services LLC.

Pace Analytical Energy Services LLC
220 William Pitt Way
Pittsburgh, PA 15238
Phone: (412) 826-5245
Fax: (412) 826-3433

ANALYTICAL RESULTS

Workorder: 19054 FORT SMITH, AR

Lab ID: **190540005** Date Received: 5/6/2016 11:50 Matrix: Water

Sample ID: **MW-95-201605** Date Collected: 5/5/2016 12:35

Parameters	Results	Units	PQL	MDL	DF	Analyzed	By	Qualifiers
EDonors - MICR								
Analysis Desc: AM21G		Analytical Method: AM21G						
Acetic Acid	**<5.0**	mg/l	5.0	0.33	1	5/14/2016 06:07	BW	n
Propionic Acid	**<5.0**	mg/l	5.0	0.052	1	5/14/2016 06:07	BW	n
Pyruvic Acid	**<5.0**	mg/l	5.0	0.14	1	5/14/2016 06:07	BW	n
Butyric Acid	**<5.0**	mg/l	5.0	0.055	1	5/14/2016 06:07	BW	n
Lactic Acid	**<10**	mg/l	10	0.98	1	5/14/2016 06:07	BW	n
RISK - MICR								
Analysis Desc: AM20GAX		Analytical Method: AM20GAX						
Methane	**3.3**	ug/l	0.50	0.033	1	5/15/2016 12:09	GT	n
Ethane	**0.44**	ug/l	0.10	0.0040	1	5/15/2016 12:09	GT	n
Ethene	**<0.10**	ug/l	0.10	0.0050	1	5/15/2016 12:09	GT	n
Acetylene	**<0.50**	ug/l	0.50	0.029	1	5/15/2016 12:09	GT	n

CERTIFICATE OF ANALYSIS

This report shall not be reproduced, except in full,
without the written consent of Pace Analytical Energy Services LLC.

Pace Analytical Energy Services LLC
220 William Pitt Way
Pittsburgh, PA 15238
Phone: (412) 826-5245
Fax: (412) 826-3433

ANALYTICAL RESULTS

Workorder: 19054 FORT SMITH, AR

Lab ID: **190540006** Date Received: 5/6/2016 11:50 Matrix: Water
Sample ID: **MW-93-201605** Date Collected: 5/5/2016 13:55

Parameters	Results	Units	PQL	MDL	DF	Analyzed	By	Qualifiers
EDonors - MICR								
Analysis Desc: AM21G		Analytical Method: AM21G						
Acetic Acid	**<5.0**	mg/l	5.0	0.33	1	5/14/2016 06:28	BW	n
Propionic Acid	**<5.0**	mg/l	5.0	0.052	1	5/14/2016 06:28	BW	n
Pyruvic Acid	**<5.0**	mg/l	5.0	0.14	1	5/14/2016 06:28	BW	n
Butyric Acid	**<5.0**	mg/l	5.0	0.055	1	5/14/2016 06:28	BW	n
Lactic Acid	**<10**	mg/l	10	0.98	1	5/14/2016 06:28	BW	n
RISK - MICR								
Analysis Desc: AM20GAX		Analytical Method: AM20GAX						
Methane	**4.2**	ug/l	0.50	0.033	1	5/15/2016 12:22	GT	n
Ethane	**0.37**	ug/l	0.10	0.0040	1	5/15/2016 12:22	GT	n
Ethene	**<0.10**	ug/l	0.10	0.0050	1	5/15/2016 12:22	GT	n
Acetylene	**<0.50**	ug/l	0.50	0.029	1	5/15/2016 12:22	GT	n

CERTIFICATE OF ANALYSIS
This report shall not be reproduced, except in full,
without the written consent of Pace Analytical Energy Services LLC.

Pace Analytical Energy Services LLC
220 William Pitt Way
Pittsburgh, PA 15238
Phone: (412) 826-5245
Fax: (412) 826-3433

ANALYTICAL RESULTS

Workorder: 19054 FORT SMITH, AR

Lab ID: **190540007** Date Received: 5/6/2016 11:50 Matrix: Water

Sample ID: **MW-85-201605** Date Collected: 5/5/2016 10:25

Parameters	Results	Units	PQL	MDL	DF	Analyzed	By	Qualifiers
EDonors - MICR								
Analysis Desc: AM21G		Analytical Method: AM21G						
Acetic Acid	**<5.0**	mg/l	5.0	0.33	1	5/16/2016 16:14	BW	n
Propionic Acid	**<5.0**	mg/l	5.0	0.052	1	5/16/2016 16:14	BW	n
Pyruvic Acid	**<5.0**	mg/l	5.0	0.14	1	5/16/2016 16:14	BW	n
Butyric Acid	**<5.0**	mg/l	5.0	0.055	1	5/16/2016 16:14	BW	n
Lactic Acid	**<10**	mg/l	10	0.98	1	5/16/2016 16:14	BW	n
RISK - MICR								
Analysis Desc: AM20GAX		Analytical Method: AM20GAX						
Methane	**14**	ug/l	0.50	0.033	1	5/15/2016 12:35	GT	n
Ethane	**1.5**	ug/l	0.10	0.0040	1	5/15/2016 12:35	GT	n
Ethene	**0.13**	ug/l	0.10	0.0050	1	5/15/2016 12:35	GT	n
Acetylene	**<0.50**	ug/l	0.50	0.029	1	5/15/2016 12:35	GT	n

CERTIFICATE OF ANALYSIS

This report shall not be reproduced, except in full,
without the written consent of Pace Analytical Energy Services LLC.

Pace Analytical Energy Services LLC
220 William Pitt Way
Pittsburgh, PA 15238
Phone: (412) 826-5245
Fax: (412) 826-3433

ANALYTICAL RESULTS

Workorder: 19054 FORT SMITH, AR

Lab ID: **190540008** Date Received: 5/6/2016 11:50 Matrix: Water

Sample ID: **MW-172-201605** Date Collected: 5/5/2016 08:35

Parameters	Results	Units	PQL	MDL	DF	Analyzed	By	Qualifiers
EDonors - MICR								
Analysis Desc: AM21G		Analytical Method: AM21G						
Acetic Acid	**<5.0**	mg/l	5.0	0.33	1	5/16/2016 17:41	BW	n
Propionic Acid	**<5.0**	mg/l	5.0	0.052	1	5/16/2016 17:41	BW	n
Pyruvic Acid	**<5.0**	mg/l	5.0	0.14	1	5/16/2016 17:41	BW	n
Butyric Acid	**<5.0**	mg/l	5.0	0.055	1	5/16/2016 17:41	BW	n
Lactic Acid	**<10**	mg/l	10	0.98	1	5/16/2016 17:41	BW	n
RISK - MICR								
Analysis Desc: AM20GAX		Analytical Method: AM20GAX						
Methane	**3.8**	ug/l	0.50	0.033	1	5/15/2016 12:57	GT	n
Ethane	**0.19**	ug/l	0.10	0.0040	1	5/15/2016 12:57	GT	n
Ethene	**<0.10**	ug/l	0.10	0.0050	1	5/15/2016 12:57	GT	n
Acetylene	**<0.50**	ug/l	0.50	0.029	1	5/15/2016 12:57	GT	n

CERTIFICATE OF ANALYSIS

This report shall not be reproduced, except in full,
without the written consent of Pace Analytical Energy Services LLC.

Pace Analytical Energy Services LLC
220 William Pitt Way
Pittsburgh, PA 15238
Phone: (412) 826-5245
Fax: (412) 826-3433

ANALYTICAL RESULTS

Workorder: 19054 FORT SMITH, AR

Lab ID: **190540009** Date Received: 5/6/2016 11:50 Matrix: Water

Sample ID: **ITMW-7-201605** Date Collected: 5/5/2016 08:20

Parameters	Results	Units	PQL	MDL	DF	Analyzed	By	Qualifiers
EDonors - MICR								
Analysis Desc: AM21G		Analytical Method: AM21G						
Acetic Acid	**<5.0**	mg/l	5.0	0.33	1	5/16/2016 18:03	BW	n
Propionic Acid	**<5.0**	mg/l	5.0	0.052	1	5/16/2016 18:03	BW	n
Pyruvic Acid	**<5.0**	mg/l	5.0	0.14	1	5/16/2016 18:03	BW	n
Butyric Acid	**<5.0**	mg/l	5.0	0.055	1	5/16/2016 18:03	BW	n
Lactic Acid	**<10**	mg/l	10	0.98	1	5/16/2016 18:03	BW	n
RISK - MICR								
Analysis Desc: AM20GAX		Analytical Method: AM20GAX						
Methane	**0.51**	ug/l	0.50	0.033	1	5/15/2016 13:25	GT	n
Ethane	**<0.10**	ug/l	0.10	0.0040	1	5/15/2016 13:25	GT	n
Ethene	**<0.10**	ug/l	0.10	0.0050	1	5/15/2016 13:25	GT	n
Acetylene	**<0.50**	ug/l	0.50	0.029	1	5/15/2016 13:25	GT	n

CERTIFICATE OF ANALYSIS

This report shall not be reproduced, except in full,
without the written consent of Pace Analytical Energy Services LLC.

Pace Analytical Energy Services LLC
220 William Pitt Way
Pittsburgh, PA 15238
Phone: (412) 826-5245
Fax: (412) 826-3433

ANALYTICAL RESULTS

Workorder: 19054 FORT SMITH, AR

Lab ID: **190540010** Date Received: 5/6/2016 11:50 Matrix: Water

Sample ID: **ITMW-17-201605** Date Collected: 5/5/2016 08:45

Parameters	Results	Units	PQL	MDL	DF	Analyzed	By	Qualifiers
EDonors - MICR								
Analysis Desc: AM21G		Analytical Method: AM21G						
Acetic Acid	**<5.0**	mg/l	5.0	0.33	1	5/16/2016 18:25	BW	n
Propionic Acid	**<5.0**	mg/l	5.0	0.052	1	5/16/2016 18:25	BW	n
Pyruvic Acid	**<5.0**	mg/l	5.0	0.14	1	5/16/2016 18:25	BW	n
Butyric Acid	**<5.0**	mg/l	5.0	0.055	1	5/16/2016 18:25	BW	n
Lactic Acid	**<10**	mg/l	10	0.98	1	5/16/2016 18:25	BW	n
RISK - MICR								
Analysis Desc: AM20GAX		Analytical Method: AM20GAX						
Methane	**9.2**	ug/l	0.50	0.033	1	5/15/2016 13:39	GT	n
Ethane	**0.16**	ug/l	0.10	0.0040	1	5/15/2016 13:39	GT	n
Ethene	**<0.10**	ug/l	0.10	0.0050	1	5/15/2016 13:39	GT	n
Acetylene	**<0.50**	ug/l	0.50	0.029	1	5/15/2016 13:39	GT	n

CERTIFICATE OF ANALYSIS

This report shall not be reproduced, except in full,
without the written consent of Pace Analytical Energy Services LLC.

Pace Analytical Energy Services LLC
220 William Pitt Way
Pittsburgh, PA 15238
Phone: (412) 826-5245
Fax: (412) 826-3433

ANALYTICAL RESULTS

Workorder: 19054 FORT SMITH, AR

Lab ID: **190540011** Date Received: 5/6/2016 11:50 Matrix: Water

Sample ID: **ITMW-19-201605** Date Collected: 5/5/2016 15:35

Parameters	Results	Units	PQL	MDL	DF	Analyzed	By	Qualifiers
EDonors - MICR								
Analysis Desc: AM21G		Analytical Method: AM21G						
Acetic Acid	**<5.0**	mg/l	5.0	0.33	1	5/16/2016 18:46	BW	n
Propionic Acid	**<5.0**	mg/l	5.0	0.052	1	5/16/2016 18:46	BW	n
Pyruvic Acid	**<5.0**	mg/l	5.0	0.14	1	5/16/2016 18:46	BW	n
Butyric Acid	**<5.0**	mg/l	5.0	0.055	1	5/16/2016 18:46	BW	n
Lactic Acid	**<10**	mg/l	10	0.98	1	5/16/2016 18:46	BW	n
RISK - MICR								
Analysis Desc: AM20GAX		Analytical Method: AM20GAX						
Methane	**2.8**	ug/l	0.50	0.033	1	5/15/2016 13:51	GT	n
Ethane	**<0.10**	ug/l	0.10	0.0040	1	5/15/2016 13:51	GT	n
Ethene	**<0.10**	ug/l	0.10	0.0050	1	5/15/2016 13:51	GT	n
Acetylene	**<0.50**	ug/l	0.50	0.029	1	5/15/2016 13:51	GT	n

CERTIFICATE OF ANALYSIS

This report shall not be reproduced, except in full,
without the written consent of Pace Analytical Energy Services LLC.

Pace Analytical Energy Services LLC
220 William Pitt Way
Pittsburgh, PA 15238
Phone: (412) 826-5245
Fax: (412) 826-3433

ANALYTICAL RESULTS

Workorder: 19054 FORT SMITH, AR

Lab ID: **190540012** Date Received: 5/6/2016 11:50 Matrix: Water

Sample ID: **ITMW-13-201605** Date Collected: 5/5/2016 11:50

Parameters	Results	Units	PQL	MDL	DF	Analyzed	By	Qualifiers
EDonors - MICR								
Analysis Desc: AM21G		Analytical Method: AM21G						
Acetic Acid	**<5.0**	mg/l	5.0	0.33	1	5/16/2016 19:08	BW	n
Propionic Acid	**<5.0**	mg/l	5.0	0.052	1	5/16/2016 19:08	BW	n
Pyruvic Acid	**<5.0**	mg/l	5.0	0.14	1	5/16/2016 19:08	BW	n
Butyric Acid	**<5.0**	mg/l	5.0	0.055	1	5/16/2016 19:08	BW	n
Lactic Acid	**<10**	mg/l	10	0.98	1	5/16/2016 19:08	BW	n
RISK - MICR								
Analysis Desc: AM20GAX		Analytical Method: AM20GAX						
Methane	**1.6**	ug/l	0.50	0.033	1	5/15/2016 14:08	GT	n
Ethane	**0.13**	ug/l	0.10	0.0040	1	5/15/2016 14:08	GT	n
Ethene	**<0.10**	ug/l	0.10	0.0050	1	5/15/2016 14:08	GT	n
Acetylene	**<0.50**	ug/l	0.50	0.029	1	5/15/2016 14:08	GT	n

CERTIFICATE OF ANALYSIS

This report shall not be reproduced, except in full,
without the written consent of Pace Analytical Energy Services LLC.

Pace Analytical Energy Services LLC
220 William Pitt Way
Pittsburgh, PA 15238
Phone: (412) 826-5245
Fax: (412) 826-3433

ANALYTICAL RESULTS

Workorder: 19054 FORT SMITH, AR

Lab ID: **190540013** Date Received: 5/6/2016 11:50 Matrix: Water

Sample ID: **ITMW-14-201605** Date Collected: 5/5/2016 10:10

Parameters	Results	Units	PQL	MDL	DF	Analyzed	By	Qualifiers
EDonors - MICR								
Analysis Desc: AM21G		Analytical Method: AM21G						
Acetic Acid	**<5.0**	mg/l	5.0	0.33	1	5/16/2016 19:30	BW	n
Propionic Acid	**<5.0**	mg/l	5.0	0.052	1	5/16/2016 19:30	BW	n
Pyruvic Acid	**<5.0**	mg/l	5.0	0.14	1	5/16/2016 19:30	BW	n
Butyric Acid	**<5.0**	mg/l	5.0	0.055	1	5/16/2016 19:30	BW	n
Lactic Acid	**<10**	mg/l	10	0.98	1	5/16/2016 19:30	BW	n
RISK - MICR								
Analysis Desc: AM20GAX		Analytical Method: AM20GAX						
Methane	**<0.50**	ug/l	0.50	0.033	1	5/15/2016 14:22	GT	n
Ethane	**<0.10**	ug/l	0.10	0.0040	1	5/15/2016 14:22	GT	n
Ethene	**<0.10**	ug/l	0.10	0.0050	1	5/15/2016 14:22	GT	n
Acetylene	**<0.50**	ug/l	0.50	0.029	1	5/15/2016 14:22	GT	n

CERTIFICATE OF ANALYSIS

This report shall not be reproduced, except in full,
without the written consent of Pace Analytical Energy Services LLC.

Pace Analytical Energy Services LLC
220 William Pitt Way
Pittsburgh, PA 15238
Phone: (412) 826-5245
Fax: (412) 826-3433

ANALYTICAL RESULTS

Workorder: 19054 FORT SMITH, AR

Lab ID: **190540014** Date Received: 5/6/2016 11:50 Matrix: Water

Sample ID: **ITMW-2-201605** Date Collected: 5/5/2016 08:20

Parameters	Results	Units	PQL	MDL	DF	Analyzed	By	Qualifiers
EDonors - MICR								
Analysis Desc: AM21G		Analytical Method: AM21G						
Acetic Acid	**<5.0**	mg/l	5.0	0.33	1	5/16/2016 19:52	BW	n
Propionic Acid	**<5.0**	mg/l	5.0	0.052	1	5/16/2016 19:52	BW	n
Pyruvic Acid	**<5.0**	mg/l	5.0	0.14	1	5/16/2016 19:52	BW	n
Butyric Acid	**<5.0**	mg/l	5.0	0.055	1	5/16/2016 19:52	BW	n
Lactic Acid	**<10**	mg/l	10	0.98	1	5/16/2016 19:52	BW	n
RISK - MICR								
Analysis Desc: AM20GAX		Analytical Method: AM20GAX						
Methane	**0.81**	ug/l	0.50	0.033	1	5/15/2016 14:35	GT	n
Ethane	**<0.10**	ug/l	0.10	0.0040	1	5/15/2016 14:35	GT	n
Ethene	**<0.10**	ug/l	0.10	0.0050	1	5/15/2016 14:35	GT	n
Acetylene	**<0.50**	ug/l	0.50	0.029	1	5/15/2016 14:35	GT	n

CERTIFICATE OF ANALYSIS

This report shall not be reproduced, except in full,
without the written consent of Pace Analytical Energy Services LLC.

Pace Analytical Energy Services LLC
220 William Pitt Way
Pittsburgh, PA 15238
Phone: (412) 826-5245
Fax: (412) 826-3433

ANALYTICAL RESULTS

Workorder: 19054 FORT SMITH, AR

Lab ID: **190540015** Date Received: 5/6/2016 11:50 Matrix: Water

Sample ID: **ITMW-1-201605** Date Collected: 5/5/2016 13:50

Parameters	Results	Units	PQL	MDL	DF	Analyzed	By	Qualifiers
EDonors - MICR								
Analysis Desc: AM21G		Analytical Method: AM21G						
Acetic Acid	**<5.0**	mg/l	5.0	0.33	1	5/16/2016 20:13	BW	n
Propionic Acid	**<5.0**	mg/l	5.0	0.052	1	5/16/2016 20:13	BW	n
Pyruvic Acid	**<5.0**	mg/l	5.0	0.14	1	5/16/2016 20:13	BW	n
Butyric Acid	**<5.0**	mg/l	5.0	0.055	1	5/16/2016 20:13	BW	n
Lactic Acid	**<10**	mg/l	10	0.98	1	5/16/2016 20:13	BW	n
RISK - MICR								
Analysis Desc: AM20GAX		Analytical Method: AM20GAX						
Methane	**<0.50**	ug/l	0.50	0.033	1	5/15/2016 14:51	GT	n
Ethane	**<0.10**	ug/l	0.10	0.0040	1	5/15/2016 14:51	GT	n
Ethene	**<0.10**	ug/l	0.10	0.0050	1	5/15/2016 14:51	GT	n
Acetylene	**<0.50**	ug/l	0.50	0.029	1	5/15/2016 14:51	GT	n

CERTIFICATE OF ANALYSIS

This report shall not be reproduced, except in full,
without the written consent of Pace Analytical Energy Services LLC.

Pace Analytical Energy Services LLC
220 William Pitt Way
Pittsburgh, PA 15238
Phone: (412) 826-5245
Fax: (412) 826-3433

ANALYTICAL RESULTS

Workorder: 19054 FORT SMITH, AR

Lab ID: **190540016** Date Received: 5/6/2016 11:50 Matrix: Water

Sample ID: **ITMW-18-201605** Date Collected: 5/5/2016 12:15

Parameters	Results	Units	PQL	MDL	DF	Analyzed	By	Qualifiers
EDonors - MICR								
Analysis Desc: AM21G		Analytical Method: AM21G						
Acetic Acid	**<5.0**	mg/l	5.0	0.33	1	5/16/2016 20:35	BW	n
Propionic Acid	**<5.0**	mg/l	5.0	0.052	1	5/16/2016 20:35	BW	n
Pyruvic Acid	**<5.0**	mg/l	5.0	0.14	1	5/16/2016 20:35	BW	n
Butyric Acid	**<5.0**	mg/l	5.0	0.055	1	5/16/2016 20:35	BW	n
Lactic Acid	**<10**	mg/l	10	0.98	1	5/16/2016 20:35	BW	n
RISK - MICR								
Analysis Desc: AM20GAX		Analytical Method: AM20GAX						
Methane	**1.3**	ug/l	0.50	0.033	1	5/16/2016 08:55	GT	n
Ethane	**<0.10**	ug/l	0.10	0.0040	1	5/16/2016 08:55	GT	n
Ethene	**<0.10**	ug/l	0.10	0.0050	1	5/16/2016 08:55	GT	n
Acetylene	**<0.50**	ug/l	0.50	0.029	1	5/16/2016 08:55	GT	n

CERTIFICATE OF ANALYSIS

This report shall not be reproduced, except in full,
without the written consent of Pace Analytical Energy Services LLC.

Pace Analytical Energy Services LLC
220 William Pitt Way
Pittsburgh, PA 15238
Phone: (412) 826-5245
Fax: (412) 826-3433

ANALYTICAL RESULTS

Workorder: 19054 FORT SMITH, AR

Lab ID: **190540017** Date Received: 5/6/2016 11:50 Matrix: Water

Sample ID: **MW-92-201605** Date Collected: 5/4/2016 16:20

Parameters	Results	Units	PQL	MDL	DF	Analyzed	By	Qualifiers
EDonors - MICR								
Analysis Desc: AM21G		Analytical Method: AM21G						
Acetic Acid	**<5.0**	mg/l	5.0	0.33	1	5/16/2016 20:57	BW	n
Propionic Acid	**<5.0**	mg/l	5.0	0.052	1	5/16/2016 20:57	BW	n
Pyruvic Acid	**<5.0**	mg/l	5.0	0.14	1	5/16/2016 20:57	BW	n
Butyric Acid	**<5.0**	mg/l	5.0	0.055	1	5/16/2016 20:57	BW	n
Lactic Acid	**<10**	mg/l	10	0.98	1	5/16/2016 20:57	BW	n
RISK - MICR								
Analysis Desc: AM20GAX		Analytical Method: AM20GAX						
Methane	**19**	ug/l	0.50	0.033	1	5/16/2016 09:28	GT	n
Ethane	**0.30**	ug/l	0.10	0.0040	1	5/16/2016 09:28	GT	n
Ethene	**0.28**	ug/l	0.10	0.0050	1	5/16/2016 09:28	GT	n
Acetylene	**<0.50**	ug/l	0.50	0.029	1	5/16/2016 09:28	GT	n

CERTIFICATE OF ANALYSIS

This report shall not be reproduced, except in full,
without the written consent of Pace Analytical Energy Services LLC.

Pace Analytical Energy Services LLC
220 William Pitt Way
Pittsburgh, PA 15238
Phone: (412) 826-5245
Fax: (412) 826-3433

ANALYTICAL RESULTS

Workorder: 19054 FORT SMITH, AR

Lab ID: **190540018** Date Received: 5/6/2016 11:50 Matrix: Water

Sample ID: **MW-82-201605** Date Collected: 5/4/2016 09:15

Parameters	Results	Units	PQL	MDL	DF	Analyzed	By	Qualifiers
EDonors - MICR								
Analysis Desc: AM21G		Analytical Method: AM21G						
Acetic Acid	**<5.0**	mg/l	5.0	0.33	1	5/16/2016 21:19	BW	n
Propionic Acid	**<5.0**	mg/l	5.0	0.052	1	5/16/2016 21:19	BW	n
Pyruvic Acid	**<5.0**	mg/l	5.0	0.14	1	5/16/2016 21:19	BW	n
Butyric Acid	**<5.0**	mg/l	5.0	0.055	1	5/16/2016 21:19	BW	n
Lactic Acid	**<10**	mg/l	10	0.98	1	5/16/2016 21:19	BW	n
RISK - MICR								
Analysis Desc: AM20GAX		Analytical Method: AM20GAX						
Methane	**2.7**	ug/l	0.50	0.033	1	5/16/2016 09:40	GT	n
Ethane	**<0.10**	ug/l	0.10	0.0040	1	5/16/2016 09:40	GT	n
Ethene	**0.51**	ug/l	0.10	0.0050	1	5/16/2016 09:40	GT	n
Acetylene	**<0.50**	ug/l	0.50	0.029	1	5/16/2016 09:40	GT	n

CERTIFICATE OF ANALYSIS

This report shall not be reproduced, except in full,
without the written consent of Pace Analytical Energy Services LLC.

Pace Analytical Energy Services LLC
220 William Pitt Way
Pittsburgh, PA 15238
Phone: (412) 826-5245
Fax: (412) 826-3433

ANALYTICAL RESULTS

Workorder: 19054 FORT SMITH, AR

Lab ID: **190540019** Date Received: 5/6/2016 11:50 Matrix: Water
Sample ID: **MW-97-201605** Date Collected: 5/5/2016 09:30

Parameters	Results	Units	PQL	MDL	DF	Analyzed	By	Qualifiers
EDonors - MICR								
Analysis Desc: AM21G		Analytical Method: AM21G						
Acetic Acid	**<5.0**	mg/l	5.0	0.33	1	5/16/2016 21:40	BW	n
Propionic Acid	**<5.0**	mg/l	5.0	0.052	1	5/16/2016 21:40	BW	n
Pyruvic Acid	**<5.0**	mg/l	5.0	0.14	1	5/16/2016 21:40	BW	n
Butyric Acid	**<5.0**	mg/l	5.0	0.055	1	5/16/2016 21:40	BW	n
Lactic Acid	**<10**	mg/l	10	0.98	1	5/16/2016 21:40	BW	n
RISK - MICR								
Analysis Desc: AM20GAX		Analytical Method: AM20GAX						
Methane	**11**	ug/l	0.50	0.033	1	5/16/2016 09:56	GT	n
Ethane	**<0.10**	ug/l	0.10	0.0040	1	5/16/2016 09:56	GT	n
Ethene	**<0.10**	ug/l	0.10	0.0050	1	5/16/2016 09:56	GT	n
Acetylene	**<0.50**	ug/l	0.50	0.029	1	5/16/2016 09:56	GT	n

CERTIFICATE OF ANALYSIS

This report shall not be reproduced, except in full,
without the written consent of Pace Analytical Energy Services LLC.

Pace Analytical Energy Services LLC
220 William Pitt Way
Pittsburgh, PA 15238
Phone: (412) 826-5245
Fax: (412) 826-3433

ANALYTICAL RESULTS

Workorder: 19054 FORT SMITH, AR

Lab ID: **190540020** Date Received: 5/6/2016 11:50 Matrix: Water

Sample ID: **IW-76-201605** Date Collected: 5/4/2016 09:15

Parameters	Results	Units	PQL	MDL	DF	Analyzed	By	Qualifiers
EDonors - MICR								
Analysis Desc: AM21G		Analytical Method: AM21G						
Acetic Acid	**<5.0**	mg/l	5.0	0.33	1	5/16/2016 22:02	BW	n
Propionic Acid	**<5.0**	mg/l	5.0	0.052	1	5/16/2016 22:02	BW	n
Pyruvic Acid	**<5.0**	mg/l	5.0	0.14	1	5/16/2016 22:02	BW	n
Butyric Acid	**<5.0**	mg/l	5.0	0.055	1	5/16/2016 22:02	BW	n
Lactic Acid	**<10**	mg/l	10	0.98	1	5/16/2016 22:02	BW	n
RISK - MICR								
Analysis Desc: AM20GAX		Analytical Method: AM20GAX						
Methane	**11**	ug/l	0.50	0.033	1	5/16/2016 10:08	GT	n
Ethane	**<0.10**	ug/l	0.10	0.0040	1	5/16/2016 10:08	GT	n
Ethene	**<0.10**	ug/l	0.10	0.0050	1	5/16/2016 10:08	GT	n
Acetylene	**<0.50**	ug/l	0.50	0.029	1	5/16/2016 10:08	GT	n

CERTIFICATE OF ANALYSIS

This report shall not be reproduced, except in full,
without the written consent of Pace Analytical Energy Services LLC.

Pace Analytical Energy Services LLC
220 William Pitt Way
Pittsburgh, PA 15238
Phone: (412) 826-5245
Fax: (412) 826-3433

ANALYTICAL RESULTS

Workorder: 19054 FORT SMITH, AR

Lab ID: **190540021** Date Received: 5/6/2016 11:50 Matrix: Water

Sample ID: **MW-185-201605** Date Collected: 5/4/2016 08:44

Parameters	Results	Units	PQL	MDL	DF	Analyzed	By	Qualifiers
EDonors - MICR								
Analysis Desc: AM21G		Analytical Method: AM21G						
Acetic Acid	**<5.0**	mg/l	5.0	0.33	1	5/16/2016 22:24	BW	n
Propionic Acid	**<5.0**	mg/l	5.0	0.052	1	5/16/2016 22:24	BW	n
Pyruvic Acid	**<5.0**	mg/l	5.0	0.14	1	5/16/2016 22:24	BW	n
Butyric Acid	**<5.0**	mg/l	5.0	0.055	1	5/16/2016 22:24	BW	n
Lactic Acid	**<10**	mg/l	10	0.98	1	5/16/2016 22:24	BW	n
RISK - MICR								
Analysis Desc: AM20GAX		Analytical Method: AM20GAX						
Methane	**<0.50**	ug/l	0.50	0.033	1	5/16/2016 10:21	GT	n
Ethane	**<0.10**	ug/l	0.10	0.0040	1	5/16/2016 10:21	GT	n
Ethene	**<0.10**	ug/l	0.10	0.0050	1	5/16/2016 10:21	GT	n
Acetylene	**<0.50**	ug/l	0.50	0.029	1	5/16/2016 10:21	GT	n

CERTIFICATE OF ANALYSIS

This report shall not be reproduced, except in full,
without the written consent of Pace Analytical Energy Services LLC.

Pace Analytical Energy Services LLC
220 William Pitt Way
Pittsburgh, PA 15238
Phone: (412) 826-5245
Fax: (412) 826-3433

ANALYTICAL RESULTS

Workorder: 19054 FORT SMITH, AR

Lab ID: **190540022** Date Received: 5/6/2016 11:50 Matrix: Water

Sample ID: **MW-91-201605** Date Collected: 5/4/2016 08:00

Parameters	Results	Units	PQL	MDL	DF	Analyzed	By	Qualifiers
EDonors - MICR								
Analysis Desc: AM21G		Analytical Method: AM21G						
Acetic Acid	**<5.0**	mg/l	5.0	0.33	1	5/16/2016 22:46	BW	n
Propionic Acid	**<5.0**	mg/l	5.0	0.052	1	5/16/2016 22:46	BW	n
Pyruvic Acid	**<5.0**	mg/l	5.0	0.14	1	5/16/2016 22:46	BW	n
Butyric Acid	**<5.0**	mg/l	5.0	0.055	1	5/16/2016 22:46	BW	n
Lactic Acid	**<10**	mg/l	10	0.98	1	5/16/2016 22:46	BW	n
RISK - MICR								
Analysis Desc: AM20GAX		Analytical Method: AM20GAX						
Methane	**1.2**	ug/l	0.50	0.033	1	5/16/2016 10:34	GT	n
Ethane	**<0.10**	ug/l	0.10	0.0040	1	5/16/2016 10:34	GT	n
Ethene	**<0.10**	ug/l	0.10	0.0050	1	5/16/2016 10:34	GT	n
Acetylene	**<0.50**	ug/l	0.50	0.029	1	5/16/2016 10:34	GT	n

CERTIFICATE OF ANALYSIS

This report shall not be reproduced, except in full,
without the written consent of Pace Analytical Energy Services LLC.

Pace Analytical Energy Services LLC
220 William Pitt Way
Pittsburgh, PA 15238
Phone: (412) 826-5245
Fax: (412) 826-3433

ANALYTICAL RESULTS

Workorder: 19054 FORT SMITH, AR

Lab ID: **190540023** Date Received: 5/6/2016 11:50 Matrix: Water

Sample ID: **ITMW-21-201605** Date Collected: 5/5/2016 10:34

Parameters	Results	Units	PQL	MDL	DF	Analyzed	By	Qualifiers
EDonors - MICR								
Analysis Desc: AM21G		Analytical Method: AM21G						
Acetic Acid	**<5.0**	mg/l	5.0	0.33	1	5/16/2016 23:07	BW	n
Propionic Acid	**<5.0**	mg/l	5.0	0.052	1	5/16/2016 23:07	BW	n
Pyruvic Acid	**<5.0**	mg/l	5.0	0.14	1	5/16/2016 23:07	BW	n
Butyric Acid	**<5.0**	mg/l	5.0	0.055	1	5/16/2016 23:07	BW	n
Lactic Acid	**<10**	mg/l	10	0.98	1	5/16/2016 23:07	BW	n
RISK - MICR								
Analysis Desc: AM20GAX		Analytical Method: AM20GAX						
Methane	**<0.50**	ug/l	0.50	0.033	1	5/16/2016 10:46	GT	n
Ethane	**<0.10**	ug/l	0.10	0.0040	1	5/16/2016 10:46	GT	n
Ethene	**<0.10**	ug/l	0.10	0.0050	1	5/16/2016 10:46	GT	n
Acetylene	**<0.50**	ug/l	0.50	0.029	1	5/16/2016 10:46	GT	n

CERTIFICATE OF ANALYSIS

This report shall not be reproduced, except in full,
without the written consent of Pace Analytical Energy Services LLC.

Pace Analytical Energy Services LLC
220 William Pitt Way
Pittsburgh, PA 15238
Phone: (412) 826-5245
Fax: (412) 826-3433

ANALYTICAL RESULTS

Workorder: 19054 FORT SMITH, AR

Lab ID: **190540024** Date Received: 5/6/2016 11:50 Matrix: Water

Sample ID: **IW-77-201605** Date Collected: 5/4/2016 10:55

Parameters	Results	Units	PQL	MDL	DF	Analyzed	By	Qualifiers
EDonors - MICR								
Analysis Desc: AM21G		Analytical Method: AM21G						
Acetic Acid	**<5.0**	mg/l	5.0	0.33	1	5/16/2016 23:29	BW	n
Propionic Acid	**<5.0**	mg/l	5.0	0.052	1	5/16/2016 23:29	BW	n
Pyruvic Acid	**<5.0**	mg/l	5.0	0.14	1	5/16/2016 23:29	BW	n
Butyric Acid	**<5.0**	mg/l	5.0	0.055	1	5/16/2016 23:29	BW	n
Lactic Acid	**<10**	mg/l	10	0.98	1	5/16/2016 23:29	BW	n
RISK - MICR								
Analysis Desc: AM20GAX		Analytical Method: AM20GAX						
Methane	**7.9**	ug/l	0.50	0.033	1	5/16/2016 10:59	GT	n
Ethane	**0.13**	ug/l	0.10	0.0040	1	5/16/2016 10:59	GT	n
Ethene	**<0.10**	ug/l	0.10	0.0050	1	5/16/2016 10:59	GT	n
Acetylene	**<0.50**	ug/l	0.50	0.029	1	5/16/2016 10:59	GT	n

CERTIFICATE OF ANALYSIS

This report shall not be reproduced, except in full,
without the written consent of Pace Analytical Energy Services LLC.

Pace Analytical Energy Services LLC
220 William Pitt Way
Pittsburgh, PA 15238
Phone: (412) 826-5245
Fax: (412) 826-3433

ANALYTICAL RESULTS

Workorder: 19054 FORT SMITH, AR

Lab ID: **190540025** Date Received: 5/6/2016 11:50 Matrix: Water

Sample ID: **MW-58R-201605** Date Collected: 5/4/2016 13:15

Parameters	Results	Units	PQL	MDL	DF	Analyzed	By	Qualifiers
EDonors - MICR								
Analysis Desc: AM21G		Analytical Method: AM21G						
Acetic Acid	**<5.0**	mg/l	5.0	0.33	1	5/16/2016 23:51	BW	n
Propionic Acid	**<5.0**	mg/l	5.0	0.052	1	5/16/2016 23:51	BW	n
Pyruvic Acid	**<5.0**	mg/l	5.0	0.14	1	5/16/2016 23:51	BW	n
Butyric Acid	**<5.0**	mg/l	5.0	0.055	1	5/16/2016 23:51	BW	n
Lactic Acid	**<10**	mg/l	10	0.98	1	5/16/2016 23:51	BW	n
RISK - MICR								
Analysis Desc: AM20GAX		Analytical Method: AM20GAX						
Methane	**420**	ug/l	0.50	0.033	1	5/16/2016 12:37	GT	n
Ethane	**0.54**	ug/l	0.10	0.0040	1	5/16/2016 12:37	GT	n
Ethene	**1.8**	ug/l	0.10	0.0050	1	5/16/2016 12:37	GT	n
Acetylene	**<0.50**	ug/l	0.50	0.029	1	5/16/2016 12:37	GT	n

CERTIFICATE OF ANALYSIS

This report shall not be reproduced, except in full,
without the written consent of Pace Analytical Energy Services LLC.

Pace Analytical Energy Services LLC
220 William Pitt Way
Pittsburgh, PA 15238
Phone: (412) 826-5245
Fax: (412) 826-3433

ANALYTICAL RESULTS

Workorder: 19054 FORT SMITH, AR

Lab ID: **190540026** Date Received: 5/6/2016 11:50 Matrix: Water

Sample ID: **MW-183-201605** Date Collected: 5/4/2016 08:45

Parameters	Results	Units	PQL	MDL	DF	Analyzed	By	Qualifiers
EDonors - MICR								
Analysis Desc: AM21G		Analytical Method: AM21G						
Acetic Acid	**<5.0**	mg/l	5.0	0.33	1	5/17/2016 00:13	BW	n
Propionic Acid	**<5.0**	mg/l	5.0	0.052	1	5/17/2016 00:13	BW	n
Pyruvic Acid	**<5.0**	mg/l	5.0	0.14	1	5/17/2016 00:13	BW	n
Butyric Acid	**<5.0**	mg/l	5.0	0.055	1	5/17/2016 00:13	BW	n
Lactic Acid	**<10**	mg/l	10	0.98	1	5/17/2016 00:13	BW	n
RISK - MICR								
Analysis Desc: AM20GAX		Analytical Method: AM20GAX						
Methane	**<0.50**	ug/l	0.50	0.033	1	5/16/2016 11:28	GT	n
Ethane	**<0.10**	ug/l	0.10	0.0040	1	5/16/2016 11:28	GT	n
Ethene	**<0.10**	ug/l	0.10	0.0050	1	5/16/2016 11:28	GT	n
Acetylene	**<0.50**	ug/l	0.50	0.029	1	5/16/2016 11:28	GT	n

CERTIFICATE OF ANALYSIS

This report shall not be reproduced, except in full,
without the written consent of Pace Analytical Energy Services LLC.

Pace Analytical Energy Services LLC
220 William Pitt Way
Pittsburgh, PA 15238
Phone: (412) 826-5245
Fax: (412) 826-3433

ANALYTICAL RESULTS

Workorder: 19054 FORT SMITH, AR

Lab ID: **190540027** Date Received: 5/6/2016 11:50 Matrix: Water

Sample ID: **MW-94-201605** Date Collected: 5/5/2016 10:44

Parameters	Results	Units	PQL	MDL	DF	Analyzed	By	Qualifiers
EDonors - MICR								
Analysis Desc: AM21G			Analytical Method: AM21G					
Acetic Acid	**<5.0**	mg/l	5.0	0.33	1	5/17/2016 05:39	BW	n
Propionic Acid	**<5.0**	mg/l	5.0	0.052	1	5/17/2016 05:39	BW	n
Pyruvic Acid	**<5.0**	mg/l	5.0	0.14	1	5/17/2016 05:39	BW	n
Butyric Acid	**<5.0**	mg/l	5.0	0.055	1	5/17/2016 05:39	BW	n
Lactic Acid	**<10**	mg/l	10	0.98	1	5/17/2016 05:39	BW	n
RISK - MICR								
Analysis Desc: AM20GAX			Analytical Method: AM20GAX					
Methane	**2.5**	ug/l	0.50	0.033	1	5/16/2016 11:56	GT	n
Ethane	**0.13**	ug/l	0.10	0.0040	1	5/16/2016 11:56	GT	n
Ethene	**<0.10**	ug/l	0.10	0.0050	1	5/16/2016 11:56	GT	n
Acetylene	**<0.50**	ug/l	0.50	0.029	1	5/16/2016 11:56	GT	n

CERTIFICATE OF ANALYSIS

This report shall not be reproduced, except in full,
without the written consent of Pace Analytical Energy Services LLC.

Pace Analytical Energy Services LLC
220 William Pitt Way
Pittsburgh, PA 15238
Phone: (412) 826-5245
Fax: (412) 826-3433

ANALYTICAL RESULTS

Workorder: 19054 FORT SMITH, AR

Lab ID: **190540028** Date Received: 5/6/2016 11:50 Matrix: Water

Sample ID: **MW-87-201605** Date Collected: 5/5/2016 08:50

Parameters	Results	Units	PQL	MDL	DF	Analyzed	By	Qualifiers
EDonors - MICR								
Analysis Desc: AM21G		Analytical Method: AM21G						
Acetic Acid	**<5.0**	mg/l	5.0	0.33	1	5/17/2016 06:01	BW	n
Propionic Acid	**<5.0**	mg/l	5.0	0.052	1	5/17/2016 06:01	BW	n
Pyruvic Acid	**<5.0**	mg/l	5.0	0.14	1	5/17/2016 06:01	BW	n
Butyric Acid	**<5.0**	mg/l	5.0	0.055	1	5/17/2016 06:01	BW	n
Lactic Acid	**<10**	mg/l	10	0.98	1	5/17/2016 06:01	BW	n
RISK - MICR								
Analysis Desc: AM20GAX		Analytical Method: AM20GAX						
Methane	**0.88**	ug/l	0.50	0.033	1	5/16/2016 12:09	GT	n
Ethane	**<0.10**	ug/l	0.10	0.0040	1	5/16/2016 12:09	GT	n
Ethene	**<0.10**	ug/l	0.10	0.0050	1	5/16/2016 12:09	GT	n
Acetylene	**<0.50**	ug/l	0.50	0.029	1	5/16/2016 12:09	GT	n

CERTIFICATE OF ANALYSIS

This report shall not be reproduced, except in full,
without the written consent of Pace Analytical Energy Services LLC.

Pace Analytical Energy Services LLC
220 William Pitt Way
Pittsburgh, PA 15238
Phone: (412) 826-5245
Fax: (412) 826-3433

ANALYTICAL RESULTS

Workorder: 19054 FORT SMITH, AR

Lab ID: **190540029** Date Received: 5/6/2016 11:50 Matrix: Water

Sample ID: **MW-27-201605** Date Collected: 5/4/2016 10:30

Parameters	Results	Units	PQL	MDL	DF	Analyzed	By	Qualifiers
EDonors - MICR								
Analysis Desc: AM21G		Analytical Method: AM21G						
Acetic Acid	**<5.0**	mg/l	5.0	0.33	1	5/17/2016 06:23	BW	n
Propionic Acid	**<5.0**	mg/l	5.0	0.052	1	5/17/2016 06:23	BW	n
Pyruvic Acid	**<5.0**	mg/l	5.0	0.14	1	5/17/2016 06:23	BW	n
Butyric Acid	**<5.0**	mg/l	5.0	0.055	1	5/17/2016 06:23	BW	n
Lactic Acid	**<10**	mg/l	10	0.98	1	5/17/2016 06:23	BW	n
RISK - MICR								
Analysis Desc: AM20GAX		Analytical Method: AM20GAX						
Methane	**<0.50**	ug/l	0.50	0.033	1	5/16/2016 12:23	GT	n
Ethane	**<0.10**	ug/l	0.10	0.0040	1	5/16/2016 12:23	GT	n
Ethene	**<0.10**	ug/l	0.10	0.0050	1	5/16/2016 12:23	GT	n
Acetylene	**<0.50**	ug/l	0.50	0.029	1	5/16/2016 12:23	GT	n

CERTIFICATE OF ANALYSIS

This report shall not be reproduced, except in full,
without the written consent of Pace Analytical Energy Services LLC.

Pace Analytical Energy Services LLC
220 William Pitt Way
Pittsburgh, PA 15238
Phone: (412) 826-5245
Fax: (412) 826-3433

ANALYTICAL RESULTS QUALIFIERS

Workorder: 19054 FORT SMITH, AR

DEFINITIONS/QUALIFIERS

Disclaimer :	The Pennsylvania Department of Environmental Protection (PADEP) has decided to no longer recognize analyses that do not produce data for primary compliance, for NELAP accreditation. The methods affected by this decision are AM20GAx, AM21G, SW846 7199 and AM4.02. The laboratory shall continue to administer the NELAP/TNI standard requirements in the performance of these methods.
MDL	Method Detection Limit. Can be used synonymously with LOD; Limit Of Detection.
PQL	Practical Quanitation Limit. Can be used synonymously with LOQ; Limit Of Quantitation.
ND	Not detected at or above reporting limit.
DF	Dilution Factor.
S	Surrogate.
RPD	Relative Percent Difference.
% Rec	Percent Recovery.
U	Indicates the compound was analyzed for, but not detected at or above the noted concentration.
J	Estimated concentration greater than the set method detection limit (MDL) and less than the set reporting limit (PQL).
n	The laboratory does not hold NELAP/TNI accreditation for this method or analyte.

CERTIFICATE OF ANALYSIS
This report shall not be reproduced, except in full,
without the written consent of Pace Analytical Energy Services LLC.

Pace Analytical Energy Services LLC
220 William Pitt Way
Pittsburgh, PA 15238
Phone: (412) 826-5245
Fax: (412) 826-3433

QUALITY CONTROL DATA

Workorder: 19054 FORT SMITH, AR

QC Batch: EDON/2896 Analysis Method: AM21G

QC Batch Method: AM21G

Associated Lab Samples: 190540001, 190540002, 190540003, 190540004, 190540005, 190540006

METHOD BLANK: 41947

Parameter	Units	Blank Result	Reporting Limit	Qualifiers
EDonors				
Acetic Acid	mg/l	<5.0	5.0	n
Propionic Acid	mg/l	<5.0	5.0	n
Pyruvic Acid	mg/l	<5.0	5.0	n
Butyric Acid	mg/l	<5.0	5.0	n
Lactic Acid	mg/l	<10	10	n

LABORATORY CONTROL SAMPLE: 41948

Parameter	Units	Spike Conc.	LCS Result	LCS % Rec	% Rec Limits	Qualifiers
EDonors						
Acetic Acid	mg/l	100	90	90	70-130	n
Propionic Acid	mg/l	100	87	87	70-130	n
Pyruvic Acid	mg/l	100	100	101	70-130	n
Butyric Acid	mg/l	100	89	89	70-130	n
Lactic Acid	mg/l	100	91	91	70-130	n

MATRIX SPIKE & MATRIX SPIKE DUPLICATE: 41949 41950 Original: 190540001

Parameter	Units	Original Result	Spike Conc.	MS Result	MSD Result	MS % Rec	MSD % Rec	% Rec Limit	RPD	Max RPD	Qualifiers
EDonors											
Acetic Acid	mg/l	0	100	94	90	94	90	70-130	4.3	20	n
Propionic Acid	mg/l	0	100	90	87	90	87	70-130	3.4	20	n
Pyruvic Acid	mg/l	0	100	99	110	99	108	70-130	8.7	20	n
Butyric Acid	mg/l	0	100	91	90	91	90	70-130	1.1	20	n
Lactic Acid	mg/l	0	100	88	83	88	83	70-130	5.8	20	n

CERTIFICATE OF ANALYSIS
This report shall not be reproduced, except in full,
without the written consent of Pace Analytical Energy Services LLC.

Pace Analytical Energy Services LLC
220 William Pitt Way
Pittsburgh, PA 15238
Phone: (412) 826-5245
Fax: (412) 826-3433

QUALITY CONTROL DATA

Workorder: 19054 FORT SMITH, AR

QC Batch: EDON/2897 Analysis Method: AM21G

QC Batch Method: AM21G

Associated Lab Samples: 190540007, 190540008, 190540009, 190540010, 190540011, 190540012, 190540013, 190540014, 190540015, 190540016, 190540017, 190540018, 190540019, 190540020, 190540021, 190540022, 190540023, 190540024, 190540025, 190540026

METHOD BLANK: 41953

Parameter	Units	Blank Result	Reporting Limit	Qualifiers
EDonors				
Acetic Acid	mg/l	<5.0	5.0	n
Propionic Acid	mg/l	<5.0	5.0	n
Pyruvic Acid	mg/l	<5.0	5.0	n
Butyric Acid	mg/l	<5.0	5.0	n
Lactic Acid	mg/l	<10	10	n

LABORATORY CONTROL SAMPLE: 41954

Parameter	Units	Spike Conc.	LCS Result	LCS % Rec	% Rec Limits	Qualifiers
EDonors						
Acetic Acid	mg/l	100	96	96	70-130	n
Propionic Acid	mg/l	100	90	90	70-130	n
Pyruvic Acid	mg/l	100	110	107	70-130	n
Butyric Acid	mg/l	100	92	93	70-130	n
Lactic Acid	mg/l	100	90	90	70-130	n

MATRIX SPIKE & MATRIX SPIKE DUPLICATE: 41955 41956 Original: 190540007

Parameter	Units	Original Result	Spike Conc.	MS Result	MSD Result	MS % Rec	MSD % Rec	% Rec Limit	RPD	Max RPD	Qualifiers
EDonors											
Acetic Acid	mg/l	0	100	98	92	98	92	70-130	6.3	20	n
Propionic Acid	mg/l	0	100	88	84	88	84	70-130	4.7	20	n
Pyruvic Acid	mg/l	0	100	87	74	87	74	70-130	16	20	n
Butyric Acid	mg/l	0	100	90	86	90	86	70-130	4.5	20	n
Lactic Acid	mg/l	0	100	87	92	87	92	70-130	5.6	20	n

CERTIFICATE OF ANALYSIS

This report shall not be reproduced, except in full,
without the written consent of Pace Analytical Energy Services LLC.

Pace Analytical Energy Services LLC
220 William Pitt Way
Pittsburgh, PA 15238
Phone: (412) 826-5245
Fax: (412) 826-3433

QUALITY CONTROL DATA

Workorder: 19054 FORT SMITH, AR

QC Batch: DISG/5371 Analysis Method: AM20GAX

QC Batch Method: AM20GAX

Associated Lab Samples: 190540001, 190540002, 190540003, 190540004, 190540005, 190540006, 190540007, 190540008, 190540009, 190540010, 190540011, 190540012, 190540013, 190540014, 190540015

METHOD BLANK: 41963

Parameter	Units	Blank Result	Reporting Limit	Qualifiers
RISK				
Methane	ug/l	<0.50	0.50	n
Ethane	ug/l	<0.10	0.10	n
Ethene	ug/l	<0.10	0.10	n
Acetylene	ug/l	<0.50	0.50	n

LABORATORY CONTROL SAMPLE & LCSD: 41965 41967

Parameter	Units	Spike Conc.	LCS Result	LCSD Result	LCS % Rec	LCSD % Rec	% Rec Limit	RPD	Max RPD	Qualifiers
RISK										
Methane	ug/l	750	880	830	118	111	80-120	6.1	20	n
Ethane	ug/l	38	38	35	101	92	80-120	9.3	20	n
Ethene	ug/l	35	36	33	101	93	80-120	8.2	20	n
Acetylene	ug/l	33	30	27	92	84	80-120	9.1	20	n

CERTIFICATE OF ANALYSIS

This report shall not be reproduced, except in full,
without the written consent of Pace Analytical Energy Services LLC.

Pace Analytical Energy Services LLC
220 William Pitt Way
Pittsburgh, PA 15238
Phone: (412) 826-5245
Fax: (412) 826-3433

QUALITY CONTROL DATA

Workorder: 19054 FORT SMITH, AR

QC Batch: DISG/5372 Analysis Method: AM20GAX

QC Batch Method: AM20GAX

Associated Lab Samples: 190540016, 190540017, 190540018, 190540019, 190540020, 190540021, 190540022, 190540023, 190540024, 190540025, 190540026, 190540027, 190540028, 190540029

METHOD BLANK: 41969

Parameter	Units	Blank Result	Reporting Limit	Qualifiers
RISK				
Methane	ug/l	<0.50	0.50	n
Ethane	ug/l	<0.10	0.10	n
Ethene	ug/l	<0.10	0.10	n
Acetylene	ug/l	<0.50	0.50	n

LABORATORY CONTROL SAMPLE & LCSD: 41971 41973

Parameter	Units	Spike Conc.	LCS Result	LCSD Result	LCS % Rec	LCSD % Rec	% Rec Limit	RPD	Max RPD	Qualifiers
RISK										
Methane	ug/l	750	750	770	101	103	80-120	2	20	n
Ethane	ug/l	38	39	39	102	103	80-120	0.98	20	n
Ethene	ug/l	35	36	36	102	103	80-120	0.98	20	n
Acetylene	ug/l	33	31	32	96	97	80-120	1	20	n

CERTIFICATE OF ANALYSIS

This report shall not be reproduced, except in full,
without the written consent of Pace Analytical Energy Services LLC.

Pace Analytical Energy Services LLC
220 William Pitt Way
Pittsburgh, PA 15238
Phone: (412) 826-5245
Fax: (412) 826-3433

QUALITY CONTROL DATA

Workorder: 19054 FORT SMITH, AR

QC Batch: EDON/2898 Analysis Method: AM21G

QC Batch Method: AM21G

Associated Lab Samples: 190540027, 190540028, 190540029

METHOD BLANK: 41987

Parameter	Units	Blank Result	Reporting Limit	Qualifiers
EDonors				
Acetic Acid	mg/l	<5.0	5.0	n
Propionic Acid	mg/l	<5.0	5.0	n
Pyruvic Acid	mg/l	<5.0	5.0	n
Butyric Acid	mg/l	<5.0	5.0	n
Lactic Acid	mg/l	<10	10	n

LABORATORY CONTROL SAMPLE: 41988

Parameter	Units	Spike Conc.	LCS Result	LCS % Rec	% Rec Limits	Qualifiers
EDonors						
Acetic Acid	mg/l	100	84	84	70-130	n
Propionic Acid	mg/l	100	81	81	70-130	n
Pyruvic Acid	mg/l	100	110	107	70-130	n
Butyric Acid	mg/l	100	82	82	70-130	n
Lactic Acid	mg/l	100	95	95	70-130	n

MATRIX SPIKE & MATRIX SPIKE DUPLICATE: 41989 41990 Original: 191100001

Parameter	Units	Original Result	Spike Conc.	MS Result	MSD Result	MS % Rec	MSD % Rec	% Rec Limit	RPD	Max RPD	Qualifiers
EDonors											
Acetic Acid	mg/l	0	100	89	88	89	88	70-130	1.1	20	n
Propionic Acid	mg/l	0	100	87	86	87	86	70-130	1.2	20	n
Pyruvic Acid	mg/l	0	100	110	110	106	106	70-130	0	20	n
Butyric Acid	mg/l	0	100	90	88	90	88	70-130	2.2	20	n
Lactic Acid	mg/l	0	100	90	91	90	91	70-130	1.1	20	n

CERTIFICATE OF ANALYSIS

This report shall not be reproduced, except in full,
without the written consent of Pace Analytical Energy Services LLC.

Pace Analytical Energy Services LLC
220 William Pitt Way
Pittsburgh, PA 15238
Phone: (412) 826-5245
Fax: (412) 826-3433

QUALITY CONTROL DATA QUALIFIERS

Workorder: 19054 FORT SMITH, AR

QUALITY CONTROL PARAMETER QUALIFIERS

n	The laboratory does not hold NELAP/TNI accreditation for this method or analyte.

CERTIFICATE OF ANALYSIS
This report shall not be reproduced, except in full,
without the written consent of Pace Analytical Energy Services LLC.

Pace Analytical Energy Services LLC
220 William Pitt Way
Pittsburgh, PA 15238
Phone: (412) 826-5245
Fax: (412) 826-3433

QUALITY CONTROL DATA CROSS REFERENCE TABLE

Workorder: 19054 FORT SMITH, AR

Lab ID	Sample ID	Prep Method	Prep Batch	Analysis Method	Analysis Batch
190540001	MW-86-201605			AM21G	EDON/2896
190540002	ITMW-4-201605			AM21G	EDON/2896
190540003	MW-25-201605			AM21G	EDON/2896
190540004	ITMW-15-201605			AM21G	EDON/2896
190540005	MW-95-201605			AM21G	EDON/2896
190540006	MW-93-201605			AM21G	EDON/2896
190540007	MW-85-201605			AM21G	EDON/2897
190540008	MW-172-201605			AM21G	EDON/2897
190540009	ITMW-7-201605			AM21G	EDON/2897
190540010	ITMW-17-201605			AM21G	EDON/2897
190540011	ITMW-19-201605			AM21G	EDON/2897
190540012	ITMW-13-201605			AM21G	EDON/2897
190540013	ITMW-14-201605			AM21G	EDON/2897
190540014	ITMW-2-201605			AM21G	EDON/2897
190540015	ITMW-1-201605			AM21G	EDON/2897
190540016	ITMW-18-201605			AM21G	EDON/2897
190540017	MW-92-201605			AM21G	EDON/2897
190540018	MW-82-201605			AM21G	EDON/2897
190540019	MW-97-201605			AM21G	EDON/2897
190540020	IW-76-201605			AM21G	EDON/2897
190540021	MW-185-201605			AM21G	EDON/2897
190540022	MW-91-201605			AM21G	EDON/2897
190540023	ITMW-21-201605			AM21G	EDON/2897
190540024	IW-77-201605			AM21G	EDON/2897
190540025	MW-58R-201605			AM21G	EDON/2897
190540026	MW-183-201605			AM21G	EDON/2897
190540001	MW-86-201605			AM20GAX	DISG/5371
190540002	ITMW-4-201605			AM20GAX	DISG/5371
190540003	MW-25-201605			AM20GAX	DISG/5371
190540004	ITMW-15-201605			AM20GAX	DISG/5371
190540005	MW-95-201605			AM20GAX	DISG/5371
190540006	MW-93-201605			AM20GAX	DISG/5371

CERTIFICATE OF ANALYSIS
This report shall not be reproduced, except in full,
without the written consent of Pace Analytical Energy Services LLC.

Pace Analytical Energy Services LLC
220 William Pitt Way
Pittsburgh, PA 15238
Phone: (412) 826-5245
Fax: (412) 826-3433

QUALITY CONTROL DATA CROSS REFERENCE TABLE

Workorder: 19054 FORT SMITH, AR

Lab ID	Sample ID	Prep Method	Prep Batch	Analysis Method	Analysis Batch
190540007	MW-85-201605			AM20GAX	DISG/5371
190540008	MW-172-201605			AM20GAX	DISG/5371
190540009	ITMW-7-201605			AM20GAX	DISG/5371
190540010	ITMW-17-201605			AM20GAX	DISG/5371
190540011	ITMW-19-201605			AM20GAX	DISG/5371
190540012	ITMW-13-201605			AM20GAX	DISG/5371
190540013	ITMW-14-201605			AM20GAX	DISG/5371
190540014	ITMW-2-201605			AM20GAX	DISG/5371
190540015	ITMW-1-201605			AM20GAX	DISG/5371
190540016	ITMW-18-201605			AM20GAX	DISG/5372
190540017	MW-92-201605			AM20GAX	DISG/5372
190540018	MW-82-201605			AM20GAX	DISG/5372
190540019	MW-97-201605			AM20GAX	DISG/5372
190540020	IW-76-201605			AM20GAX	DISG/5372
190540021	MW-185-201605			AM20GAX	DISG/5372
190540022	MW-91-201605			AM20GAX	DISG/5372
190540023	ITMW-21-201605			AM20GAX	DISG/5372
190540024	IW-77-201605			AM20GAX	DISG/5372
190540025	MW-58R-201605			AM20GAX	DISG/5372
190540026	MW-183-201605			AM20GAX	DISG/5372
190540027	MW-94-201605			AM20GAX	DISG/5372
190540028	MW-87-201605			AM20GAX	DISG/5372
190540029	MW-27-201605			AM20GAX	DISG/5372
190540027	MW-94-201605			AM21G	EDON/2898
190540028	MW-87-201605			AM21G	EDON/2898
190540029	MW-27-201605			AM21G	EDON/2898

CERTIFICATE OF ANALYSIS
This report shall not be reproduced, except in full,
without the written consent of Pace Analytical Energy Services LLC.

Pace Analytical
www.pacelabs.com

19054

CHAIN-OF-CUSTODY / Analytical Request Document

The Chain-of-Custody is a LEGAL DOCUMENT. All relevant fields must be completed accurately.

Page: 5 of 6

Section A Required Client Information:	Section B Required Project Information:	Section C Invoice Information:
Company: Environ	Report To: Wendy Stonestreet	Attention:
Address: 7500 College Blvd., Ste. 925	Copy To:	Company Name:
Overland Park, KS 66210		Address:
Email To: wstonestreet@environcorp.com	Purchase Order No.:	Pace Quote Reference:
Phone: 913-553-5926 Fax:	Project Name: Fort Smith, AR	Pace Project Manager: Colleen Clyne
Requested Due Date/TAT:	Project Number:	Pace Profile #: 7444, line 1

REGULATORY AGENCY

☐ NPDES ☐ GROUND WATER ☐ DRINKING WATER
☐ UST ☐ RCRA ☒ OTHER ADEQ

Site Location STATE: AR

Section D Required Client Information

SAMPLE ID
(A-Z, 0-9 / ,-)
Sample IDs MUST BE UNIQUE

Valid Matrix Codes

MATRIX	CODE
DRINKING WATER	DW
WATER	WT
WASTE WATER	WW
PRODUCT	P
SOIL/SOLID	SL
OIL	OL
WIPE	WP
AIR	AR
OTHER	OT
TISSUE	TS

ITEM #	SAMPLE ID	MATRIX CODE (see valid codes to left)	SAMPLE TYPE (G=GRAB C=COMP)	COLLECTED: COMPOSITE START DATE	COLLECTED: COMPOSITE START TIME	COLLECTED: COMPOSITE END/GRAB DATE	COLLECTED: COMPOSITE END/GRAB TIME	SAMPLE TEMP AT COLLECTION	# OF CONTAINERS	Preservatives: Unpreserved	H_2SO_4	HNO_3	HCl	NaOH	$Na_2S_2O_3$	Methanol	Other Na3PO4	Analysis Test Y/N	AM20 GAX Hydrogen	AM 21 GAX Volatile Fatty Acids	AM 20 GAX Methane,Ehtane,Ethene	AM 20 GAX Acetylene	Residual Chlorine (Y/N)	Pace Project No./ Lab I.D.
1	MW-86-201605	WT	G	5/5/16	1415				5	X							X			X	X	X		
2	ITMW-4-201605	WT	G	5/5/16	1202				5	X							X			X	X	X		
3	MW-25-201605	WT	G	5/5/16	1220				5	X							X			X	X	X		
4	ITMW-15-201605	WT	G	5/5/16	1530				5	X							X			X	X	X		
5	MW-95-201605	WT	G	5/5/16	1235				5	X							X			X	X	X		
6	MW-93-201605	WT	G	5/5/16	1355				5	X							X			X	X	X		
7	MW-85-201605	WT	G	5/5/16	1025				5	X							X			X	X	X		
8	MW-172-201605	WT	G	5/5/16	0835				5	X							X			X	X	X		
9	ITMW-7-201605	WT	G	5/5/16	0820				5	X							X			X	X	X		
10	ITMW-17-201605	WT	G	5/5/16	0845				5	X							X			X	X	X		
11	ITMW-19-201605	WT	G	5/5/16	1535				5	X							X			X	X	X		
12	ITMW-13-201605	WT	G	5/5/16	1150				5	X							X			X	X	X		

ADDITIONAL COMMENTS	RELINQUISHED BY / AFFILIATION	DATE	TIME	ACCEPTED BY / AFFILIATION	DATE	TIME	SAMPLE CONDITIONS
Level IV data package required	Lucy Cross / Ramboll Environ	5/5/16	1900	[illegible] PACE	5-6-16	1150	5 4 Y

SAMPLER NAME AND SIGNATURE

PRINT Name of SAMPLER: Lucy Cross

SIGNATURE of SAMPLER: Lucy Cross DATE Signed (MM/DD/YY): 5/5/2016

Temp in °C	Received on Ice (Y/N)	Custody Sealed Cooler (Y/N)	Samples Intact (Y/N)

*Important Note: By signing this form you are accepting Pace's NET 30 day payment terms and agreeing to late charges of 1.5% per month for any invoices not paid within 30 days.

Pace Analytical™ www.pacelabs.com

19054

CHAIN-OF-CUSTODY / Analytical Request Document

The Chain-of-Custody is a LEGAL DOCUMENT. All relevant fields must be completed accurately.

Page: 6 of 6

Section A Required Client Information:		Section B Required Project Information:		Section C Invoice Information:	
Company:	Environ	Report To:	Wendy Stonestreet	Attention:	
Address:	7500 College Blvd., Ste. 925	Copy To:		Company Name:	
	Overland Park, KS 66210			Address:	
Email To:	wstonestreet@environcorp.com	Purchase Order No.:		Pace Quote Reference:	
Phone:	913-553-5926 Fax:	Project Name:	Fort Smith, AR	Pace Project Manager:	Colleen Clyne
Requested Due Date/TAT:		Project Number:		Pace Profile #:	7444, line 1

REGULATORY AGENCY

☐ NPDES ☐ GROUND WATER ☐ DRINKING WATER

☐ UST ☐ RCRA ☒ OTHER ADEQ

Site Location STATE: AR

Section D Required Client Information

SAMPLE ID (A-Z, 0-9 / ,-) Sample IDs MUST BE UNIQUE

Valid Matrix Codes

MATRIX	CODE
DRINKING WATER	DW
WATER	WT
WASTE WATER	WW
PRODUCT	P
SOIL/SOLID	SL
OIL	OL
WIPE	WP
AIR	AR
OTHER	OT
TISSUE	TS

Requested Analysis Filtered (Y/N)

ITEM #	SAMPLE ID	MATRIX CODE (see valid codes to left)	SAMPLE TYPE (G=GRAB C=COMP)	COLLECTED COMPOSITE START DATE	COLLECTED COMPOSITE START TIME	COLLECTED COMPOSITE END/GRAB DATE	COLLECTED COMPOSITE END/GRAB TIME	SAMPLE TEMP AT COLLECTION	# OF CONTAINERS	Preservatives: Unpreserved	H_2SO_4	HNO_3	HCl	NaOH	$Na_2S_2O_3$	Methanol	Other Na_2PO_4	Analysis Test Y/N	AM20 GAX Hydrogen	AM 21 GAX Volatile Fatty Acids	AM 20 GAX Methane,Ethane,Ethene	AM 20 GAX Acetylene	Residual Chlorine (Y/N)	Pace Project No./ Lab I.D.
1	ITMW-14-201605	WT	G	5/5/16	1010				5	X							X		X	X	X	X		
2	ITMW-2-201605	WT	G	5/5/16	0820				5	X							X			X	X	X		
3	ITMW-1-201605	WT	G	5/5/16	1350				5	X							X			X	X	X		
4	ITMW-15-201605	WT	G	5/5/16	1215				5	X							X			X	X	X		
5																								
6																								
7																								
8																								
9																								
10																								
11																								
12																								

ADDITIONAL COMMENTS	RELINQUISHED BY / AFFILIATION	DATE	TIME	ACCEPTED BY / AFFILIATION	DATE	TIME	SAMPLE CONDITIONS			
Level IV data package required	Lucy Cross / Ramboll Environ	5/5/16	1900	[illegible] PACE	5/6/16	1150	5	Y	Y	

SAMPLER NAME AND SIGNATURE

PRINT Name of SAMPLER: Lucy Cross

SIGNATURE of SAMPLER: Lucy Cross

DATE Signed (MM/DD/YY): 5/5/2016

Temp in °C	Received on Ice (Y/N)	Custody Sealed Cooler (Y/N)	Samples Intact (Y/N)

*Important Note: By signing this form you are accepting Pace's NET 30 day payment terms and agreeing to late charges of 1.5% per month for any invoices not paid within 30 days.

Chain of Custody

Pace Analytical®
www.pacelabs.com

Workorder: 60218727 **Workorder Name:** Fort Smith, AR Pace Energy Lab **Results Requested** 5/20/2016

Report / Invoice To	Subcontract To
Colleen Clyne Pace Analytical Kansas 9608 Loiret Blvd. Lenexa, KS 66219 Phone (913)599-5665 Email: colleen.clyne@pacelabs.com	SUB-8115 P.O. _____

Item	Sample ID	Collect Date/Tim	Lab ID	Matrix	Preserved Containers						Requested Analysis												LAB USE ONLY
1	MW-92-201605	5/4/2016 16:20	60218727001	Water							X												
2	MW-82-201605	5/4/2016 09:15	60218727002	Water							X												
3	MW-97-201605	5/5/2016 09:30	60218727003	Water							X												
4	IW-76-201605	5/4/2016 09:15	60218727004	Water							X												
5	MW-185-201605	5/4/2016 08:44	60218727005	Water							X												
6	MW-91-201605	5/4/2016 08:00	60218727006	Water							X												
7	ITMW-21-201605	5/5/2016 10:34	60218727007	Water							X												
8	IW-77-201605	5/4/2016 10:55	60218727008	Water							X												
9	MW-58R-201605	5/4/2016 13:15	60218727009	Water							X												
10	MW-183-201605	5/4/2016 08:45	60218727010	Water							X												
11	MW-94-201605	5/5/2016 10:44	60218727011	Water							X												
12	MW-87-201605	5/5/2016 08:50	60218727012	Water							X												
13	MW-27-201605	5/4/2016 10:30	60218727013	Water							X												

Transfers	Released By	Date/Time	Received	Date/Time	Comments
1					
2					
3					

Cooler Temperature on Receipt °C **Custody Seal** Y or N **Received on Ice** Y or N **Samples Intact** Y or N

NON-CONFORMANCE FORM

PAES Work Order #: 190524

Date: 5 6 16 Time of Receipt: 1150 Receiver: CJ

Client: Enviro

REASON FOR NON-CONFORMANCE

1. All samples' vials & samples on 1st COC had date & 5/3/16

2. MW-23-201605: No time on vials.

3. Received 13 additional samples Not on COC.

5/9/16:

MW-65-201605: Vials ID was MW-85-201605, with same date & time & collection

ACTION TAKEN

Client name: _____ Date: _____ Time: _____

OK to proceed. Assign extra samples

Customer Service Initials: RW Date: 5-10-16

F-PAE-Q-014-rev 00, 20 Nov 2014

19054

Addional samples received:

1.	MW-92-201605	5/4/16	16:20
2.	MW-82-201605	5/4/16	09:15
3.	MW-97-201605	5/5/16	09:30
4.	IW-76-201605	5/4/16	09:15
5.	MW-185-201605	5/4/16	08:44
6.	MW-91-201605	n/a	n/a
7.	ITMW-21-201605	5/5/16	10:34
8.	IW-77-201605	5/4/16	10:55
9.	MW-58R-201605	5/4/16	13:15
10.	MW-183-201605	5/4/16	08:45
11.	MW-94-201605	5/5/16	10:44
12.	MW-87-201605	5/5/16	08:50
13.	MW-27-201605	5/4/16	10:30

Cooler Receipt Form

Client Name: Environ Project: Fort Smith, AR Lab Work Order: 19054

A. Shipping/Container Information (circle appropriate response)

Courier: (FedEx) UPS USPS Client Other:_____ Air bill Present: (Yes) No

Tracking Number: 8099 9503 9103

Custody Seal on Cooler/Box Present: (Yes) No Seals Intact: (Yes) No

Cooler/Box Packing Material: Bubble Wrap Absorbent (Foam) Other:_____

Type of Ice: (Wet) Blue None Ice Intact: (Yes) Melted

Cooler Temperature: 5°C Radiation Screened: Yes (No) Chain of Custody Present: (Yes) No

Comments:_____

B. Laboratory Assignment/Log-in (check appropriate response)

	YES	NO	N/A	Comment Reference non-Conformance
Chain of Custody properly filled out	✓			
Chain of Custody relinquished	✓			
Sampler Name & Signature on COC	✓			
Containers intact	✓			
Were samples in separate bags	✓			
Sample container labels match COC Sample name/date and time collected		✓		
Sufficient volume provided	✓			
PAES containers used	✓			
Are containers properly preserved for the requested testing? (as labeled)	✓			
If an unknown preservation state, were containers checked? Exception: VOA's coliform			✓	If yes, see pH form.
Was volume for dissolved testing field filtered, as noted on the COC? Was volume received in a preserved container?			✓	

Comments:_____

Cooler contents examined/received by: LY Date: 5.6.16

Project Manager Review: RW Date: 5-10-16

Pace Analytical Services, Inc.
9608 Loiret Blvd.
Lenexa, KS 66219
(913)599-5665

May 24, 2016

Wendy Stonestreet
Ramboll Environ
7500 College Blvd Ste 925
Overland Park, KS 66210

RE: Project: FORT SMITH, AR
Pace Project No.: 60218544

Dear Wendy Stonestreet:
Enclosed are the analytical results for sample(s) received by the laboratory on May 06, 2016. The results relate only to the samples included in this report. Results reported herein conform to the most current TNI standards and the laboratory's Quality Assurance Manual, where applicable, unless otherwise noted in the body of the report.

If you have any questions concerning this report, please feel free to contact me.

Sincerely,

Colleen Clyne
colleen.clyne@pacelabs.com
Project Manager

Enclosures

cc: Tamara Gleason, Ramboll Environ

This report shall not be reproduced, except in full,
without the written consent of Pace Analytical Services, Inc..

Pace Analytical Services, Inc.
9608 Loiret Blvd.
Lenexa, KS 66219
(913)599-5665

CERTIFICATIONS

Project: FORT SMITH, AR
Pace Project No.: 60218544

Kansas Certification IDs

9608 Loiret Boulevard, Lenexa, KS 66219
WY STR Certification #: 2456.01
Arkansas Certification #: 15-016-0
Illinois Certification #: 003097
Iowa Certification #: 118
Kansas/NELAP Certification #: E-10116
Louisiana Certification #: 03055
Nevada Certification #: KS000212008A
Oklahoma Certification #: 9205/9935
Texas Certification #: T104704407
Utah Certification #: KS00021
Kansas Field Laboratory Accreditation: # E-92587

Dallas Certification IDs:

400 West Bethany Dr Suite 190, Allen, TX 75013
EPA# TX00074
Texas Certification #: T104704232-15-12
Texas Certification #: T104704232-14-8
Kansas Certification #: E-10388
Arkansas Certification #: 88-0647
Oklahoma Certification #: 2014-055
Louisiana Certification #: 02007

REPORT OF LABORATORY ANALYSIS

This report shall not be reproduced, except in full,
without the written consent of Pace Analytical Services, Inc..

Pace Analytical Services, Inc.
9608 Loiret Blvd.
Lenexa, KS 66219
(913)599-5665

SAMPLE SUMMARY

Project: FORT SMITH, AR
Pace Project No.: 60218544

Lab ID	Sample ID	Matrix	Date Collected	Date Received
60218544001	ITMW-10-201605	Water	05/05/16 11:40	05/06/16 09:51
60218544002	ITMW-9-201605	Water	05/05/16 13:50	05/06/16 09:51
60218544003	ITMW-16-201605	Water	05/05/16 09:15	05/06/16 09:51
60218544004	MW-23-201605	Water	05/05/16 08:15	05/06/16 09:51
60218544005	ITMW-6-201605	Water	05/05/16 13:00	05/06/16 09:51
60218544006	MW-84-201605	Water	05/05/16 10:35	05/06/16 09:51
60218544007	MW-38-201605	Water	05/05/16 14:40	05/06/16 09:51
60218544008	ITMW-11-201605	Water	05/05/16 12:00	05/06/16 09:51
60218544009	ITMW-12-201605	Water	05/05/16 15:00	05/06/16 09:51
60218544010	MW-86-201605	Water	05/05/16 14:15	05/06/16 09:51
60218544011	ITMW-4-201605	Water	05/05/16 12:02	05/06/16 09:51
60218544012	MW-25-201605	Water	05/05/16 12:20	05/06/16 09:51
60218544013	ITMW-15-201605	Water	05/05/16 15:30	05/06/16 09:51
60218544014	MW-95-201605	Water	05/05/16 12:35	05/06/16 09:51
60218544015	MW-93-201605	Water	05/05/16 13:55	05/06/16 09:51
60218544016	MW-85-201605	Water	05/05/16 10:25	05/06/16 09:51
60218544017	MW-172-201605	Water	05/05/16 08:35	05/06/16 09:51
60218544018	ITMW-7-201605	Water	05/05/16 08:20	05/06/16 09:51
60218544019	ITMW-17-201605	Water	05/05/16 08:45	05/06/16 09:51
60218544020	ITMW-19-201605	Water	05/05/16 15:35	05/06/16 09:51
60218544021	ITMW-13-201605	Water	05/05/16 11:50	05/06/16 09:51
60218544022	ITMW-14-201605	Water	05/05/16 10:10	05/06/16 09:51
60218544023	ITMW-2-201605	Water	05/05/16 08:20	05/06/16 09:51
60218544024	ITMW-1-201605	Water	05/05/16 13:50	05/06/16 09:51
60218544025	MW-87-201605	Water	05/05/16 08:50	05/06/16 09:51
60218544026	ITMW-21-201605	Water	05/05/16 10:34	05/06/16 09:51
60218544027	MW-94-201605	Water	05/05/16 10:44	05/06/16 09:51
60218544028	ITMW-18-201605	Water	05/05/16 12:15	05/06/16 09:51
60218544029	DUP-01-201605	Water	05/05/16 11:40	05/06/16 09:51
60218544030	MW-180-201605	Water	05/05/16 08:15	05/06/16 09:51
60218544031	TB-15-201605	Water	05/05/16 08:15	05/06/16 09:51
60218544032	EB-05-201605	Water	05/05/16 15:35	05/06/16 09:51
60218544033	TB-16-201605	Water	05/05/16 08:15	05/06/16 09:51
60218544034	IW-101-201605	Water	05/05/16 15:45	05/06/16 09:51
60218544035	TB-17-201605	Water	05/05/16 08:15	05/06/16 09:51
60218544036	TB-18-201605	Water	05/05/16 08:15	05/06/16 09:51
60218544037	DUP-06-201605	Water	05/05/16 08:20	05/06/16 09:51

REPORT OF LABORATORY ANALYSIS

This report shall not be reproduced, except in full,
without the written consent of Pace Analytical Services, Inc..

Pace Analytical Services, Inc.
9608 Loiret Blvd.
Lenexa, KS 66219
(913)599-5665

SAMPLE SUMMARY

Project: FORT SMITH, AR
Pace Project No.: 60218544

Lab ID	Sample ID	Matrix	Date Collected	Date Received
60218544038	**TB-19-201605**	Water	05/05/16 08:15	05/06/16 09:51
60218544039	**DUP-05-201605**	Water	05/05/16 13:50	05/06/16 09:51
60218544040	**EB-06-201605**	Water	05/05/16 14:55	05/06/16 09:51
60218544041	**TB-21-201605**	Water	05/05/16 08:15	05/06/16 09:51
60218544042	**ITMW-18-201605**	Water	05/05/16 17:40	05/06/16 09:51
60218544043	**TB-22-201605**	Water	05/05/16 08:15	05/06/16 09:51
60218544044	**TB-20-201605**	Water	05/05/16 08:15	05/06/16 09:51

This report shall not be reproduced, except in full,
without the written consent of Pace Analytical Services, Inc..

Pace Analytical Services, Inc.
9608 Loiret Blvd.
Lenexa, KS 66219
(913)599-5665

SAMPLE ANALYTE COUNT

Project: FORT SMITH, AR
Pace Project No.: 60218544

Lab ID	Sample ID	Method	Analysts	Analytes Reported	Laboratory
60218544001	**ITMW-10-201605**	EPA 8015 - Alcohol	MS1	1	PASI-D
		EPA 6010	TDS	2	PASI-K
		EPA 5030B/8260	PGH	38	PASI-K
		SM 2320B	HMM	3	PASI-K
		SM 3500-Fe B#4	TJG	1	PASI-K
		SM 4500-H+B	TJG	1	PASI-K
		SM 4500-S-2 D	HMM	1	PASI-K
		EPA 300.0	OL	2	PASI-K
		EPA 350.1	RAB	1	PASI-K
		EPA 353.2	CRS	3	PASI-K
		SM 4500-CO2 D	TJG	1	PASI-K
		SM 5310C	LDB	1	PASI-K
		SM 4500-P E	AR1	1	PASI-D
60218544002	**ITMW-9-201605**	EPA 8015 - Alcohol	MS1	1	PASI-D
		EPA 6010	TDS	2	PASI-K
		EPA 5030B/8260	PGH	38	PASI-K
		SM 2320B	HMM	3	PASI-K
		SM 3500-Fe B#4	TJG	1	PASI-K
		SM 4500-H+B	TJG	1	PASI-K
		SM 4500-S-2 D	HMM	1	PASI-K
		EPA 300.0	OL	2	PASI-K
		EPA 350.1	RAB	1	PASI-K
		EPA 353.2	CRS	3	PASI-K
		SM 4500-CO2 D	TJG	1	PASI-K
		SM 5310C	LDB	1	PASI-K
		SM 4500-P E	AR1	1	PASI-D
60218544003	**ITMW-16-201605**	EPA 8015 - Alcohol	MS1	1	PASI-D
		EPA 6010	TDS	2	PASI-K
		EPA 5030B/8260	PGH	38	PASI-K
		SM 2320B	HMM	3	PASI-K
		SM 3500-Fe B#4	TJG	1	PASI-K
		SM 4500-H+B	TJG	1	PASI-K
		SM 4500-S-2 D	HMM	1	PASI-K
		EPA 300.0	OL	2	PASI-K
		EPA 350.1	RAB	1	PASI-K
		EPA 353.2	CRS	3	PASI-K
		SM 4500-CO2 D	TJG	1	PASI-K

This report shall not be reproduced, except in full,
without the written consent of Pace Analytical Services, Inc..

Pace Analytical Services, Inc.
9608 Loiret Blvd.
Lenexa, KS 66219
(913)599-5665

SAMPLE ANALYTE COUNT

Project: FORT SMITH, AR
Pace Project No.: 60218544

Lab ID	Sample ID	Method	Analysts	Analytes Reported	Laboratory
		SM 5310C	LDB	1	PASI-K
		SM 4500-P E	AR1	1	PASI-D
60218544004	**MW-23-201605**	EPA 8015 - Alcohol	MS1	1	PASI-D
		EPA 6010	TDS	2	PASI-K
		EPA 5030B/8260	PGH	38	PASI-K
		SM 2320B	HMM	3	PASI-K
		SM 3500-Fe B#4	TJG	1	PASI-K
		SM 4500-H+B	TJG	1	PASI-K
		SM 4500-S-2 D	HMM	1	PASI-K
		EPA 300.0	OL	2	PASI-K
		EPA 350.1	RAB	1	PASI-K
		EPA 353.2	CRS	3	PASI-K
		SM 4500-CO2 D	TJG	1	PASI-K
		SM 5310C	LDB	1	PASI-K
		SM 4500-P E	AR1	1	PASI-D
60218544005	**ITMW-6-201605**	EPA 8015 - Alcohol	MS1	1	PASI-D
		EPA 6010	TDS	2	PASI-K
		EPA 5030B/8260	PGH	38	PASI-K
		SM 2320B	HMM	3	PASI-K
		SM 3500-Fe B#4	TJG	1	PASI-K
		SM 4500-H+B	TJG	1	PASI-K
		SM 4500-S-2 D	HMM	1	PASI-K
		EPA 300.0	OL	2	PASI-K
		EPA 350.1	RAB	1	PASI-K
		EPA 353.2	CRS	3	PASI-K
		SM 4500-CO2 D	TJG	1	PASI-K
		SM 5310C	LDB	1	PASI-K
		SM 4500-P E	AR1	1	PASI-D
60218544006	**MW-84-201605**	EPA 8015 - Alcohol	MS1	1	PASI-D
		EPA 6010	TDS	2	PASI-K
		EPA 5030B/8260	PGH	38	PASI-K
		SM 2320B	HMM	3	PASI-K
		SM 3500-Fe B#4	TJG	1	PASI-K
		SM 4500-H+B	TJG	1	PASI-K
		SM 4500-S-2 D	HMM	1	PASI-K
		EPA 300.0	OL	2	PASI-K
		EPA 350.1	RAB	1	PASI-K

This report shall not be reproduced, except in full,
without the written consent of Pace Analytical Services, Inc..

Pace Analytical Services, Inc.
9608 Loiret Blvd.
Lenexa, KS 66219
(913)599-5665

SAMPLE ANALYTE COUNT

Project: FORT SMITH, AR
Pace Project No.: 60218544

Lab ID	Sample ID	Method	Analysts	Analytes Reported	Laboratory
		EPA 353.2	CRS	3	PASI-K
		SM 4500-CO2 D	TJG	1	PASI-K
		SM 5310C	LDB	1	PASI-K
		SM 4500-P E	AR1	1	PASI-D
60218544007	**MW-38-201605**	EPA 8015 - Alcohol	MS1	1	PASI-D
		EPA 6010	TDS	2	PASI-K
		EPA 5030B/8260	JTK, PGH	38	PASI-K
		SM 2320B	HMM	3	PASI-K
		SM 3500-Fe B#4	TJG	1	PASI-K
		SM 4500-H+B	TJG	1	PASI-K
		SM 4500-S-2 D	HMM	1	PASI-K
		EPA 300.0	OL	2	PASI-K
		EPA 350.1	RAB	1	PASI-K
		EPA 353.2	CRS	3	PASI-K
		SM 4500-CO2 D	TJG	1	PASI-K
		SM 5310C	LDB	1	PASI-K
		SM 4500-P E	AR1	1	PASI-D
60218544008	**ITMW-11-201605**	EPA 8015 - Alcohol	MS1	1	PASI-D
		EPA 6010	TDS	2	PASI-K
		EPA 5030B/8260	PGH	38	PASI-K
		SM 2320B	HMM	3	PASI-K
		SM 3500-Fe B#4	TJG	1	PASI-K
		SM 4500-H+B	TJG	1	PASI-K
		SM 4500-S-2 D	HMM	1	PASI-K
		EPA 300.0	OL	2	PASI-K
		EPA 350.1	RAB	1	PASI-K
		EPA 353.2	CRS	3	PASI-K
		SM 4500-CO2 D	TJG	1	PASI-K
		SM 5310C	LDB	1	PASI-K
		SM 4500-P E	AR1	1	PASI-D
60218544009	**ITMW-12-201605**	EPA 8015 - Alcohol	MS1	1	PASI-D
		EPA 6010	TDS	2	PASI-K
		EPA 5030B/8260	PGH	38	PASI-K
		SM 2320B	HMM	3	PASI-K
		SM 3500-Fe B#4	TJG	1	PASI-K
		SM 4500-H+B	TJG	1	PASI-K
		SM 4500-S-2 D	HMM	1	PASI-K

This report shall not be reproduced, except in full,
without the written consent of Pace Analytical Services, Inc..

Pace Analytical Services, Inc.
9608 Loiret Blvd.
Lenexa, KS 66219
(913)599-5665

SAMPLE ANALYTE COUNT

Project: FORT SMITH, AR
Pace Project No.: 60218544

Lab ID	Sample ID	Method	Analysts	Analytes Reported	Laboratory
		EPA 300.0	OL	2	PASI-K
		EPA 350.1	RAB	1	PASI-K
		EPA 353.2	CRS	3	PASI-K
		SM 4500-CO2 D	TJG	1	PASI-K
		SM 5310C	LDB	1	PASI-K
		SM 4500-P E	AR1	1	PASI-D
60218544010	**MW-86-201605**	EPA 8015 - Alcohol	MS1	1	PASI-D
		EPA 6010	TDS	2	PASI-K
		EPA 5030B/8260	JTK, PGH	38	PASI-K
		SM 2320B	HMM	3	PASI-K
		SM 3500-Fe B#4	TJG	1	PASI-K
		SM 4500-H+B	TJG	1	PASI-K
		SM 4500-S-2 D	HMM	1	PASI-K
		EPA 300.0	OL	2	PASI-K
		EPA 350.1	RAB	1	PASI-K
		EPA 353.2	CRS	3	PASI-K
		SM 4500-CO2 D	TJG	1	PASI-K
		SM 5310C	LDB	1	PASI-K
		SM 4500-P E	AR1	1	PASI-D
60218544011	**ITMW-4-201605**	EPA 8015 - Alcohol	MS1	1	PASI-D
		EPA 6010	TDS	2	PASI-K
		EPA 5030B/8260	PGH	38	PASI-K
		SM 2320B	HMM	3	PASI-K
		SM 3500-Fe B#4	TJG	1	PASI-K
		SM 4500-H+B	TJG	1	PASI-K
		SM 4500-S-2 D	HMM	1	PASI-K
		EPA 300.0	OL	2	PASI-K
		EPA 350.1	RAB	1	PASI-K
		EPA 353.2	CRS	3	PASI-K
		SM 4500-CO2 D	TJG	1	PASI-K
		SM 5310C	LDB	1	PASI-K
		SM 4500-P E	AR1	1	PASI-D
60218544012	**MW-25-201605**	EPA 8015 - Alcohol	MS1	1	PASI-D
		EPA 6010	TDS	2	PASI-K
		EPA 5030B/8260	JTK, PGH	38	PASI-K
		SM 2320B	HMM	3	PASI-K
		SM 3500-Fe B#4	TJG	1	PASI-K

This report shall not be reproduced, except in full,
without the written consent of Pace Analytical Services, Inc..

Pace Analytical Services, Inc.
9608 Loiret Blvd.
Lenexa, KS 66219
(913)599-5665

SAMPLE ANALYTE COUNT

Project: FORT SMITH, AR
Pace Project No.: 60218544

Lab ID	Sample ID	Method	Analysts	Analytes Reported	Laboratory
		SM 4500-H+B	TJG	1	PASI-K
		SM 4500-S-2 D	HMM	1	PASI-K
		EPA 300.0	OL	2	PASI-K
		EPA 350.1	RAB	1	PASI-K
		EPA 353.2	CRS	3	PASI-K
		SM 4500-CO2 D	TJG	1	PASI-K
		SM 5310C	LDB	1	PASI-K
		SM 4500-P E	AR1	1	PASI-D
60218544013	**ITMW-15-201605**	EPA 8015 - Alcohol	MS1	1	PASI-D
		EPA 6010	TDS	2	PASI-K
		EPA 5030B/8260	JTK, PGH	38	PASI-K
		SM 2320B	HMM	3	PASI-K
		SM 3500-Fe B#4	TJG	1	PASI-K
		SM 4500-H+B	TJG	1	PASI-K
		SM 4500-S-2 D	HMM	1	PASI-K
		EPA 300.0	OL	2	PASI-K
		EPA 350.1	RAB	1	PASI-K
		EPA 353.2	CRS	3	PASI-K
		SM 4500-CO2 D	TJG	1	PASI-K
		SM 5310C	LDB	1	PASI-K
		SM 4500-P E	AR1	1	PASI-D
60218544014	**MW-95-201605**	EPA 8015 - Alcohol	MS1	1	PASI-D
		EPA 6010	TDS	2	PASI-K
		EPA 5030B/8260	JTK, PGH	38	PASI-K
		SM 2320B	HMM	3	PASI-K
		SM 3500-Fe B#4	TJG	1	PASI-K
		SM 4500-H+B	TJG	1	PASI-K
		SM 4500-S-2 D	HMM	1	PASI-K
		EPA 300.0	OL	2	PASI-K
		EPA 350.1	RAB	1	PASI-K
		EPA 353.2	CRS	3	PASI-K
		SM 4500-CO2 D	TJG	1	PASI-K
		SM 5310C	LDB	1	PASI-K
		SM 4500-P E	AR1	1	PASI-D
60218544015	**MW-93-201605**	EPA 8015 - Alcohol	MS1	1	PASI-D
		EPA 6010	TDS	2	PASI-K
		EPA 5030B/8260	JTK, PGH	38	PASI-K

This report shall not be reproduced, except in full,
without the written consent of Pace Analytical Services, Inc..

Pace Analytical Services, Inc.
9608 Loiret Blvd.
Lenexa, KS 66219
(913)599-5665

SAMPLE ANALYTE COUNT

Project: FORT SMITH, AR
Pace Project No.: 60218544

Lab ID	Sample ID	Method	Analysts	Analytes Reported	Laboratory
		SM 2320B	HMM	3	PASI-K
		SM 3500-Fe B#4	TJG	1	PASI-K
		SM 4500-H+B	TJG	1	PASI-K
		SM 4500-S-2 D	HMM	1	PASI-K
		EPA 300.0	OL	2	PASI-K
		EPA 350.1	RAB	1	PASI-K
		EPA 353.2	CRS	3	PASI-K
		SM 4500-CO2 D	TJG	1	PASI-K
		SM 5310C	LDB	1	PASI-K
		SM 4500-P E	AR1	1	PASI-D
60218544016	**MW-85-201605**	EPA 8015 - Alcohol	MS1	1	PASI-D
		EPA 6010	TDS	2	PASI-K
		EPA 5030B/8260	JTK, PGH	38	PASI-K
		SM 2320B	HMM	3	PASI-K
		SM 3500-Fe B#4	TJG	1	PASI-K
		SM 4500-H+B	TJG	1	PASI-K
		SM 4500-S-2 D	HMM	1	PASI-K
		EPA 300.0	OL	2	PASI-K
		EPA 350.1	RAB	1	PASI-K
		EPA 353.2	CRS	3	PASI-K
		SM 4500-CO2 D	TJG	1	PASI-K
		SM 5310C	LDB	1	PASI-K
		SM 4500-P E	AR1	1	PASI-D
60218544017	**MW-172-201605**	EPA 8015 - Alcohol	MS1	1	PASI-D
		EPA 6010	TDS	2	PASI-K
		EPA 5030B/8260	PGH	38	PASI-K
		SM 2320B	HMM	3	PASI-K
		SM 3500-Fe B#4	TJG	1	PASI-K
		SM 4500-H+B	TJG	1	PASI-K
		SM 4500-S-2 D	HMM	1	PASI-K
		EPA 300.0	OL	2	PASI-K
		EPA 350.1	RAB	1	PASI-K
		EPA 353.2	CRS	3	PASI-K
		SM 4500-CO2 D	TJG	1	PASI-K
		SM 5310C	LDB	1	PASI-K
		SM 4500-P E	AR1	1	PASI-D
60218544018	**ITMW-7-201605**	EPA 8015 - Alcohol	MS1	1	PASI-D

This report shall not be reproduced, except in full,
without the written consent of Pace Analytical Services, Inc..

Pace Analytical Services, Inc.
9608 Loiret Blvd.
Lenexa, KS 66219
(913)599-5665

SAMPLE ANALYTE COUNT

Project: FORT SMITH, AR
Pace Project No.: 60218544

Lab ID	Sample ID	Method	Analysts	Analytes Reported	Laboratory
		EPA 6010	TDS	2	PASI-K
		EPA 5030B/8260	PGH	38	PASI-K
		SM 2320B	LDB	3	PASI-K
		SM 3500-Fe B#4	TJG	1	PASI-K
		SM 4500-H+B	TJG	1	PASI-K
		SM 4500-S-2 D	HMM	1	PASI-K
		EPA 300.0	OL	2	PASI-K
		EPA 350.1	RAB	1	PASI-K
		EPA 353.2	CRS	3	PASI-K
		SM 4500-CO2 D	TJG	1	PASI-K
		SM 5310C	LDB	1	PASI-K
		SM 4500-P E	AR1	1	PASI-D
60218544019	**ITMW-17-201605**	EPA 8015 - Alcohol	MS1	1	PASI-D
		EPA 6010	TDS	2	PASI-K
		EPA 5030B/8260	JTK, PGH	38	PASI-K
		SM 2320B	LDB	3	PASI-K
		SM 3500-Fe B#4	TJG	1	PASI-K
		SM 4500-H+B	TJG	1	PASI-K
		SM 4500-S-2 D	HMM	1	PASI-K
		EPA 300.0	OL	2	PASI-K
		EPA 350.1	RAB	1	PASI-K
		EPA 353.2	CRS	3	PASI-K
		SM 4500-CO2 D	TJG	1	PASI-K
		SM 5310C	LDB	1	PASI-K
		SM 4500-P E	AR1	1	PASI-D
60218544020	**ITMW-19-201605**	EPA 8015 - Alcohol	MS1	1	PASI-D
		EPA 6010	TDS	2	PASI-K
		EPA 5030B/8260	PGH	38	PASI-K
		SM 2320B	LDB	3	PASI-K
		SM 3500-Fe B#4	TJG	1	PASI-K
		SM 4500-H+B	TJG	1	PASI-K
		SM 4500-S-2 D	HMM	1	PASI-K
		EPA 300.0	OL	2	PASI-K
		EPA 350.1	RAB	1	PASI-K
		EPA 353.2	CRS	3	PASI-K
		SM 4500-CO2 D	TJG	1	PASI-K
		SM 5310C	LDB	1	PASI-K

This report shall not be reproduced, except in full,
without the written consent of Pace Analytical Services, Inc..

Pace Analytical Services, Inc.
9608 Loiret Blvd.
Lenexa, KS 66219
(913)599-5665

SAMPLE ANALYTE COUNT

Project: FORT SMITH, AR
Pace Project No.: 60218544

Lab ID	Sample ID	Method	Analysts	Analytes Reported	Laboratory
		SM 4500-P E	AR1	1	PASI-D
60218544021	**ITMW-13-201605**	EPA 8015 - Alcohol	MS1	1	PASI-D
		EPA 6010	SMW	2	PASI-K
		EPA 5030B/8260	PGH	38	PASI-K
		SM 2320B	LDB	3	PASI-K
		SM 3500-Fe B#4	TJG	1	PASI-K
		SM 4500-H+B	TJG	1	PASI-K
		SM 4500-S-2 D	HMM	1	PASI-K
		EPA 300.0	OL	2	PASI-K
		EPA 350.1	RAB	1	PASI-K
		EPA 353.2	CRS	3	PASI-K
		SM 4500-CO2 D	TJG	1	PASI-K
		SM 5310C	LDB	1	PASI-K
		SM 4500-P E	AR1	1	PASI-D
60218544022	**ITMW-14-201605**	EPA 8015 - Alcohol	MS1	1	PASI-D
		EPA 6010	SMW	2	PASI-K
		EPA 5030B/8260	PGH	38	PASI-K
		SM 2320B	LDB	3	PASI-K
		SM 3500-Fe B#4	TJG	1	PASI-K
		SM 4500-H+B	TJG	1	PASI-K
		SM 4500-S-2 D	HMM	1	PASI-K
		EPA 300.0	OL	2	PASI-K
		EPA 350.1	RAB	1	PASI-K
		EPA 353.2	CRS	3	PASI-K
		SM 4500-CO2 D	TJG	1	PASI-K
		SM 5310C	LDB	1	PASI-K
		SM 4500-P E	AR1	1	PASI-D
60218544023	**ITMW-2-201605**	EPA 8015 - Alcohol	MS1	1	PASI-D
		EPA 6010	SMW	2	PASI-K
		EPA 5030B/8260	PGH	38	PASI-K
		SM 2320B	LDB	3	PASI-K
		SM 3500-Fe B#4	TJG	1	PASI-K
		SM 4500-H+B	TJG	1	PASI-K
		SM 4500-S-2 D	HMM	1	PASI-K
		EPA 300.0	OL	2	PASI-K
		EPA 350.1	RAB	1	PASI-K
		EPA 353.2	CRS	3	PASI-K

This report shall not be reproduced, except in full,
without the written consent of Pace Analytical Services, Inc..

Pace Analytical Services, Inc.
9608 Loiret Blvd.
Lenexa, KS 66219
(913)599-5665

SAMPLE ANALYTE COUNT

Project: FORT SMITH, AR
Pace Project No.: 60218544

Lab ID	Sample ID	Method	Analysts	Analytes Reported	Laboratory
		SM 4500-CO2 D	TJG	1	PASI-K
		SM 5310C	LDB	1	PASI-K
		SM 4500-P E	AR1	1	PASI-D
60218544024	**ITMW-1-201605**	EPA 8015 - Alcohol	MS1	1	PASI-D
		EPA 6010	SMW	2	PASI-K
		EPA 5030B/8260	PGH	38	PASI-K
		SM 2320B	LDB	3	PASI-K
		SM 3500-Fe B#4	TJG	1	PASI-K
		SM 4500-H+B	TJG	1	PASI-K
		SM 4500-S-2 D	HMM	1	PASI-K
		EPA 300.0	OL	2	PASI-K
		EPA 350.1	RAB	1	PASI-K
		EPA 353.2	CRS	3	PASI-K
		SM 4500-CO2 D	TJG	1	PASI-K
		SM 5310C	LDB	1	PASI-K
		SM 4500-P E	AR1	1	PASI-D
60218544025	**MW-87-201605**	EPA 8015 - Alcohol	MS1	1	PASI-D
		EPA 6010	SMW	2	PASI-K
		EPA 5030B/8260	PGH	38	PASI-K
		SM 2320B	LDB	3	PASI-K
		SM 3500-Fe B#4	TJG	1	PASI-K
		SM 4500-H+B	TJG	1	PASI-K
		SM 4500-S-2 D	HMM	1	PASI-K
		EPA 300.0	OL	2	PASI-K
		EPA 350.1	RAB	1	PASI-K
		EPA 353.2	CRS	3	PASI-K
		SM 4500-CO2 D	TJG	1	PASI-K
		SM 5310C	LDB	1	PASI-K
		SM 4500-P E	AR1	1	PASI-D
60218544026	**ITMW-21-201605**	EPA 8015 - Alcohol	MS1	1	PASI-D
		EPA 6010	SMW	2	PASI-K
		EPA 5030B/8260	PGH	38	PASI-K
		SM 2320B	LDB	3	PASI-K
		SM 3500-Fe B#4	TJG	1	PASI-K
		SM 4500-H+B	TJG	1	PASI-K
		SM 4500-S-2 D	HMM	1	PASI-K
		EPA 300.0	OL	2	PASI-K

This report shall not be reproduced, except in full,
without the written consent of Pace Analytical Services, Inc..

Pace Analytical Services, Inc.
9608 Loiret Blvd.
Lenexa, KS 66219
(913)599-5665

SAMPLE ANALYTE COUNT

Project: FORT SMITH, AR
Pace Project No.: 60218544

Lab ID	Sample ID	Method	Analysts	Analytes Reported	Laboratory
		EPA 350.1	RAB	1	PASI-K
		EPA 353.2	CRS	3	PASI-K
		SM 4500-CO2 D	TJG	1	PASI-K
		SM 5310C	LDB	1	PASI-K
		SM 4500-P E	AR1	1	PASI-D
60218544027	**MW-94-201605**	EPA 8015 - Alcohol	MS1	1	PASI-D
		EPA 6010	SMW	2	PASI-K
		EPA 5030B/8260	JTK, PGH	38	PASI-K
		SM 2320B	LDB	3	PASI-K
		SM 3500-Fe B#4	TJG	1	PASI-K
		SM 4500-H+B	TJG	1	PASI-K
		SM 4500-S-2 D	HMM	1	PASI-K
		EPA 300.0	OL	2	PASI-K
		EPA 350.1	RAB	1	PASI-K
		EPA 353.2	CRS	3	PASI-K
		SM 4500-CO2 D	TJG	1	PASI-K
		SM 5310C	LDB	1	PASI-K
		SM 4500-P E	AR1	1	PASI-D
60218544028	**ITMW-18-201605**	EPA 8015 - Alcohol	MS1	1	PASI-D
		EPA 6010	SMW	2	PASI-K
		SM 2320B	LDB	3	PASI-K
		SM 3500-Fe B#4	TJG	1	PASI-K
		SM 4500-H+B	TJG	1	PASI-K
		SM 4500-S-2 D	HMM	1	PASI-K
		EPA 300.0	OL	2	PASI-K
		EPA 350.1	RAB	1	PASI-K
		EPA 353.2	CRS	3	PASI-K
		SM 4500-CO2 D	TJG	1	PASI-K
		SM 5310C	LDB	1	PASI-K
		SM 4500-P E	AR1	1	PASI-D
60218544029	**DUP-01-201605**	EPA 5030B/8260	PGH	38	PASI-K
60218544030	**MW-180-201605**	EPA 5030B/8260	PGH	38	PASI-K
60218544031	**TB-15-201605**	EPA 5030B/8260	PGH	38	PASI-K
60218544032	**EB-05-201605**	EPA 5030B/8260	PGH	38	PASI-K
60218544033	**TB-16-201605**	EPA 5030B/8260	PGH	38	PASI-K
60218544034	**IW-101-201605**	EPA 5030B/8260	PGH	38	PASI-K
60218544035	**TB-17-201605**	EPA 5030B/8260	PGH	38	PASI-K

REPORT OF LABORATORY ANALYSIS

This report shall not be reproduced, except in full,
without the written consent of Pace Analytical Services, Inc..

Pace Analytical Services, Inc.
9608 Loiret Blvd.
Lenexa, KS 66219
(913)599-5665

SAMPLE ANALYTE COUNT

Project: FORT SMITH, AR
Pace Project No.: 60218544

Lab ID	Sample ID	Method	Analysts	Analytes Reported	Laboratory
60218544036	**TB-18-201605**	EPA 5030B/8260	PGH	38	PASI-K
60218544037	**DUP-06-201605**	EPA 5030B/8260	PGH	38	PASI-K
60218544038	**TB-19-201605**	EPA 5030B/8260	PGH	38	PASI-K
60218544039	**DUP-05-201605**	EPA 5030B/8260	PGH	38	PASI-K
60218544040	**EB-06-201605**	EPA 5030B/8260	PGH	38	PASI-K
60218544041	**TB-21-201605**	EPA 5030B/8260	PGH	38	PASI-K
60218544042	**ITMW-18-201605**	EPA 5030B/8260	PGH	38	PASI-K
60218544043	**TB-22-201605**	EPA 5030B/8260	PGH	38	PASI-K
60218544044	**TB-20-201605**	EPA 5030B/8260	PGH	38	PASI-K

This report shall not be reproduced, except in full,
without the written consent of Pace Analytical Services, Inc..

Pace Analytical Services, Inc.
9608 Loiret Blvd.
Lenexa, KS 66219
(913)599-5665

PROJECT NARRATIVE

Project: FORT SMITH, AR
Pace Project No.: 60218544

Method: **EPA 8015 - Alcohol**
Description: Alcohol by Direct Inject GCFID
Client: Ramboll Environ_AR
Date: May 24, 2016

General Information:
28 samples were analyzed for EPA 8015 - Alcohol. All samples were received in acceptable condition with any exceptions noted below or on the chain-of custody and/or the sample condition upon receipt form (SCUR) attached at the end of this report.

Hold Time:
The samples were analyzed within the method required hold times with any exceptions noted below.

Initial Calibrations (including MS Tune as applicable):
All criteria were within method requirements with any exceptions noted below.

Continuing Calibration:
All criteria were within method requirements with any exceptions noted below.

Surrogates:
All surrogates were within QC limits with any exceptions noted below.

Method Blank:
All analytes were below the report limit in the method blank, where applicable, with any exceptions noted below.

Laboratory Control Spike:
All laboratory control spike compounds were within QC limits with any exceptions noted below.

Matrix Spikes:
All percent recoveries and relative percent differences (RPDs) were within acceptance criteria with any exceptions noted below.

Additional Comments:

This report shall not be reproduced, except in full,
without the written consent of Pace Analytical Services, Inc..

Pace Analytical Services, Inc.
9608 Loiret Blvd.
Lenexa, KS 66219
(913)599-5665

PROJECT NARRATIVE

Project: FORT SMITH, AR
Pace Project No.: 60218544

Method: **EPA 6010**
Description: 6010 MET ICP
Client: Ramboll Environ_AR
Date: May 24, 2016

General Information:
28 samples were analyzed for EPA 6010. All samples were received in acceptable condition with any exceptions noted below or on the chain-of custody and/or the sample condition upon receipt form (SCUR) attached at the end of this report.

Hold Time:
The samples were analyzed within the method required hold times with any exceptions noted below.

Sample Preparation:
The samples were prepared in accordance with EPA 3010 with any exceptions noted below.

Initial Calibrations (including MS Tune as applicable):
All criteria were within method requirements with any exceptions noted below.

Continuing Calibration:
All criteria were within method requirements with any exceptions noted below.

Method Blank:
All analytes were below the report limit in the method blank, where applicable, with any exceptions noted below.

QC Batch: MPRP/35833

B: Analyte was detected in the associated method blank.
- BLANK for HBN 429562 [MPRP/358 (Lab ID: 1754898)
  - Manganese

Laboratory Control Spike:
All laboratory control spike compounds were within QC limits with any exceptions noted below.

Matrix Spikes:
All percent recoveries and relative percent differences (RPDs) were within acceptance criteria with any exceptions noted below.

Additional Comments:

This report shall not be reproduced, except in full,
without the written consent of Pace Analytical Services, Inc..

Pace Analytical Services, Inc.
9608 Loiret Blvd.
Lenexa, KS 66219
(913)599-5665

PROJECT NARRATIVE

Project: FORT SMITH, AR
Pace Project No.: 60218544

Method: **EPA 5030B/8260**
Description: 8260 MSV
Client: Ramboll Environ_AR
Date: May 24, 2016

General Information:
43 samples were analyzed for EPA 5030B/8260. All samples were received in acceptable condition with any exceptions noted below or on the chain-of custody and/or the sample condition upon receipt form (SCUR) attached at the end of this report.

pH: Post-analysis pH measurement indicates insufficient VOA sample preservation.
- ITMW-18-201605 (Lab ID: 60218544042)
- MW-94-201605 (Lab ID: 60218544027)

Hold Time:
The samples were analyzed within the method required hold times with any exceptions noted below.

Initial Calibrations (including MS Tune as applicable):
All criteria were within method requirements with any exceptions noted below.

Continuing Calibration:
All criteria were within method requirements with any exceptions noted below.

Internal Standards:
All internal standards were within QC limits with any exceptions noted below.

Surrogates:
All surrogates were within QC limits with any exceptions noted below.

Method Blank:
All analytes were below the report limit in the method blank, where applicable, with any exceptions noted below.

QC Batch: MSV/75676

B: Analyte was detected in the associated method blank.
- BLANK for HBN 429645 [MSV/7567 (Lab ID: 1755367)
  - Bromomethane
  - Chloroform
  - Methylene chloride

QC Batch: MSV/75745

B: Analyte was detected in the associated method blank.
- BLANK for HBN 430040 [MSV/7574 (Lab ID: 1756989)
  - Trichloroethene

QC Batch: MSV/75769

B: Analyte was detected in the associated method blank.
- BLANK for HBN 430135 [MSV/7576 (Lab ID: 1757350)
  - Acetone
  - Bromomethane
  - Chloromethane
  - Methylene chloride

This report shall not be reproduced, except in full,
without the written consent of Pace Analytical Services, Inc..

Pace Analytical Services, Inc.
9608 Loiret Blvd.
Lenexa, KS 66219
(913)599-5665

PROJECT NARRATIVE

Project: FORT SMITH, AR
Pace Project No.: 60218544

Method: **EPA 5030B/8260**
Description: 8260 MSV
Client: Ramboll Environ_AR
Date: May 24, 2016

QC Batch: MSV/75770

B: Analyte was detected in the associated method blank.
- BLANK for HBN 430136 [MSV/7577 (Lab ID: 1757354)
  - Acetone
  - Bromomethane
  - Chloromethane
  - Methylene chloride

Laboratory Control Spike:
All laboratory control spike compounds were within QC limits with any exceptions noted below.

QC Batch: MSV/75676

L0: Analyte recovery in the laboratory control sample (LCS) was outside QC limits.
- LCS (Lab ID: 1755368)
  - 1,1,2,2-Tetrachloroethane

QC Batch: MSV/75769

L0: Analyte recovery in the laboratory control sample (LCS) was outside QC limits.
- LCS (Lab ID: 1757351)
  - trans-1,2-Dichloroethene

QC Batch: MSV/75770

L0: Analyte recovery in the laboratory control sample (LCS) was outside QC limits.
- LCS (Lab ID: 1757355)
  - trans-1,2-Dichloroethene

Matrix Spikes:
All percent recoveries and relative percent differences (RPDs) were within acceptance criteria with any exceptions noted below.

QC Batch: MSV/75654

A matrix spike/matrix spike duplicate was not performed due to insufficient sample volume.

QC Batch: MSV/75676

A matrix spike/matrix spike duplicate was not performed due to insufficient sample volume.

QC Batch: MSV/75721

A matrix spike and/or matrix spike duplicate (MS/MSD) were performed on the following sample(s): 60218544005

M1: Matrix spike recovery exceeded QC limits. Batch accepted based on laboratory control sample (LCS) recovery.
- MS (Lab ID: 1756183)
  - Styrene
- MSD (Lab ID: 1756184)
  - Styrene

QC Batch: MSV/75725

A matrix spike/matrix spike duplicate was not performed due to insufficient sample volume.

This report shall not be reproduced, except in full,
without the written consent of Pace Analytical Services, Inc..

Pace Analytical Services, Inc.
9608 Loiret Blvd.
Lenexa, KS 66219
(913)599-5665

PROJECT NARRATIVE

Project: FORT SMITH, AR
Pace Project No.: 60218544

Method: **EPA 5030B/8260**
Description: 8260 MSV
Client: Ramboll Environ_AR
Date: May 24, 2016

QC Batch: MSV/75745

A matrix spike/matrix spike duplicate was not performed due to insufficient sample volume.

QC Batch: MSV/75769

A matrix spike/matrix spike duplicate was not performed due to insufficient sample volume.

QC Batch: MSV/75770

A matrix spike/matrix spike duplicate was not performed due to insufficient sample volume.

QC Batch: MSV/75780

A matrix spike/matrix spike duplicate was not performed due to insufficient sample volume.

Additional Comments:

This report shall not be reproduced, except in full,
without the written consent of Pace Analytical Services, Inc..

Pace Analytical Services, Inc.
9608 Loiret Blvd.
Lenexa, KS 66219
(913)599-5665

PROJECT NARRATIVE

Project: FORT SMITH, AR
Pace Project No.: 60218544

Method: **SM 2320B**
Description: 2320B Alkalinity
Client: Ramboll Environ_AR
Date: May 24, 2016

General Information:
28 samples were analyzed for SM 2320B. All samples were received in acceptable condition with any exceptions noted below or on the chain-of custody and/or the sample condition upon receipt form (SCUR) attached at the end of this report.

Hold Time:
The samples were analyzed within the method required hold times with any exceptions noted below.

Method Blank:
All analytes were below the report limit in the method blank, where applicable, with any exceptions noted below.

Laboratory Control Spike:
All laboratory control spike compounds were within QC limits with any exceptions noted below.

Matrix Spikes:
All percent recoveries and relative percent differences (RPDs) were within acceptance criteria with any exceptions noted below.

Duplicate Sample:
All duplicate sample results were within method acceptance criteria with any exceptions noted below.

Additional Comments:

This report shall not be reproduced, except in full,
without the written consent of Pace Analytical Services, Inc..

Pace Analytical Services, Inc.
9608 Loiret Blvd.
Lenexa, KS 66219
(913)599-5665

PROJECT NARRATIVE

Project: FORT SMITH, AR
Pace Project No.: 60218544

Method: **SM 3500-Fe B#4**
Description: Iron, Ferric (Calculation)
Client: Ramboll Environ_AR
Date: May 24, 2016

General Information:
28 samples were analyzed for SM 3500-Fe B#4. All samples were received in acceptable condition with any exceptions noted below or on the chain-of custody and/or the sample condition upon receipt form (SCUR) attached at the end of this report.

Hold Time:
The samples were analyzed within the method required hold times with any exceptions noted below.

Method Blank:
All analytes were below the report limit in the method blank, where applicable, with any exceptions noted below.

Laboratory Control Spike:
All laboratory control spike compounds were within QC limits with any exceptions noted below.

Matrix Spikes:
All percent recoveries and relative percent differences (RPDs) were within acceptance criteria with any exceptions noted below.

Additional Comments:

Batch Comments:

Ferrous Fe performed in the field
- QC Batch: WET / 61839

Ferrous fe performed in the field
- QC Batch: WET / 61840

This report shall not be reproduced, except in full,
without the written consent of Pace Analytical Services, Inc..

Pace Analytical Services, Inc.
9608 Loiret Blvd.
Lenexa, KS 66219
(913)599-5665

PROJECT NARRATIVE

Project: FORT SMITH, AR
Pace Project No.: 60218544

Method: **SM 4500-H+B**
Description: 4500H+ pH, Electrometric
Client: Ramboll Environ_AR
Date: May 24, 2016

General Information:
28 samples were analyzed for SM 4500-H+B. All samples were received in acceptable condition with any exceptions noted below or on the chain-of custody and/or the sample condition upon receipt form (SCUR) attached at the end of this report.

Hold Time:
The samples were analyzed within the method required hold times with any exceptions noted below.

H6: Analysis initiated outside of the 15 minute EPA required holding time.
- ITMW-1-201605 (Lab ID: 60218544024)
- ITMW-10-201605 (Lab ID: 60218544001)
- ITMW-11-201605 (Lab ID: 60218544008)
- ITMW-12-201605 (Lab ID: 60218544009)
- ITMW-13-201605 (Lab ID: 60218544021)
- ITMW-14-201605 (Lab ID: 60218544022)
- ITMW-15-201605 (Lab ID: 60218544013)
- ITMW-16-201605 (Lab ID: 60218544003)
- ITMW-17-201605 (Lab ID: 60218544019)
- ITMW-18-201605 (Lab ID: 60218544028)
- ITMW-19-201605 (Lab ID: 60218544020)
- ITMW-2-201605 (Lab ID: 60218544023)
- ITMW-21-201605 (Lab ID: 60218544026)
- ITMW-4-201605 (Lab ID: 60218544011)
- ITMW-6-201605 (Lab ID: 60218544005)
- ITMW-7-201605 (Lab ID: 60218544018)
- ITMW-9-201605 (Lab ID: 60218544002)
- MW-172-201605 (Lab ID: 60218544017)
- MW-23-201605 (Lab ID: 60218544004)
- MW-25-201605 (Lab ID: 60218544012)
- MW-38-201605 (Lab ID: 60218544007)
- MW-84-201605 (Lab ID: 60218544006)
- MW-85-201605 (Lab ID: 60218544016)
- MW-86-201605 (Lab ID: 60218544010)
- MW-87-201605 (Lab ID: 60218544025)
- MW-93-201605 (Lab ID: 60218544015)
- MW-94-201605 (Lab ID: 60218544027)
- MW-95-201605 (Lab ID: 60218544014)

Method Blank:
All analytes were below the report limit in the method blank, where applicable, with any exceptions noted below.

Laboratory Control Spike:
All laboratory control spike compounds were within QC limits with any exceptions noted below.

Matrix Spikes:
All percent recoveries and relative percent differences (RPDs) were within acceptance criteria with any exceptions noted below.

This report shall not be reproduced, except in full,
without the written consent of Pace Analytical Services, Inc..

Pace Analytical Services, Inc.
9608 Loiret Blvd.
Lenexa, KS 66219
(913)599-5665

PROJECT NARRATIVE

Project: FORT SMITH, AR
Pace Project No.: 60218544

Method: **SM 4500-H+B**
Description: 4500H+ pH, Electrometric
Client: Ramboll Environ_AR
Date: May 24, 2016

Additional Comments:

Batch Comments:

Field pH
- QC Batch: WET / 61841
- QC Batch: WET / 61842

This report shall not be reproduced, except in full,
without the written consent of Pace Analytical Services, Inc..

Pace Analytical Services, Inc.
9608 Loiret Blvd.
Lenexa, KS 66219
(913)599-5665

PROJECT NARRATIVE

Project: FORT SMITH, AR
Pace Project No.: 60218544

Method: **SM 4500-S-2 D**
Description: 4500S2D Sulfide, Total
Client: Ramboll Environ_AR
Date: May 24, 2016

General Information:
28 samples were analyzed for SM 4500-S-2 D. All samples were received in acceptable condition with any exceptions noted below or on the chain-of custody and/or the sample condition upon receipt form (SCUR) attached at the end of this report.

Hold Time:
The samples were analyzed within the method required hold times with any exceptions noted below.

Method Blank:
All analytes were below the report limit in the method blank, where applicable, with any exceptions noted below.

Laboratory Control Spike:
All laboratory control spike compounds were within QC limits with any exceptions noted below.

Matrix Spikes:
All percent recoveries and relative percent differences (RPDs) were within acceptance criteria with any exceptions noted below.

Duplicate Sample:
All duplicate sample results were within method acceptance criteria with any exceptions noted below.

Additional Comments:

This report shall not be reproduced, except in full,
without the written consent of Pace Analytical Services, Inc..

Pace Analytical Services, Inc.
9608 Loiret Blvd.
Lenexa, KS 66219
(913)599-5665

PROJECT NARRATIVE

Project: FORT SMITH, AR
Pace Project No.: 60218544

Method: **EPA 300.0**
Description: 300.0 IC Anions 28 Days
Client: Ramboll Environ_AR
Date: May 24, 2016

General Information:
28 samples were analyzed for EPA 300.0. All samples were received in acceptable condition with any exceptions noted below or on the chain-of custody and/or the sample condition upon receipt form (SCUR) attached at the end of this report.

Hold Time:
The samples were analyzed within the method required hold times with any exceptions noted below.

Initial Calibrations (including MS Tune as applicable):
All criteria were within method requirements with any exceptions noted below.

Continuing Calibration:
All criteria were within method requirements with any exceptions noted below.

Method Blank:
All analytes were below the report limit in the method blank, where applicable, with any exceptions noted below.

Laboratory Control Spike:
All laboratory control spike compounds were within QC limits with any exceptions noted below.

Matrix Spikes:
All percent recoveries and relative percent differences (RPDs) were within acceptance criteria with any exceptions noted below.

Additional Comments:

This report shall not be reproduced, except in full,
without the written consent of Pace Analytical Services, Inc..

Pace Analytical Services, Inc.
9608 Loiret Blvd.
Lenexa, KS 66219
(913)599-5665

PROJECT NARRATIVE

Project: FORT SMITH, AR
Pace Project No.: 60218544

Method: **EPA 350.1**
Description: 350.1 Ammonia
Client: Ramboll Environ_AR
Date: May 24, 2016

General Information:
28 samples were analyzed for EPA 350.1. All samples were received in acceptable condition with any exceptions noted below or on the chain-of custody and/or the sample condition upon receipt form (SCUR) attached at the end of this report.

Hold Time:
The samples were analyzed within the method required hold times with any exceptions noted below.

Initial Calibrations (including MS Tune as applicable):
All criteria were within method requirements with any exceptions noted below.

Continuing Calibration:
All criteria were within method requirements with any exceptions noted below.

Method Blank:
All analytes were below the report limit in the method blank, where applicable, with any exceptions noted below.

Laboratory Control Spike:
All laboratory control spike compounds were within QC limits with any exceptions noted below.

Matrix Spikes:
All percent recoveries and relative percent differences (RPDs) were within acceptance criteria with any exceptions noted below.

Duplicate Sample:
All duplicate sample results were within method acceptance criteria with any exceptions noted below.

QC Batch: WETA/39377

D6: The precision between the sample and sample duplicate exceeded laboratory control limits.

- DUP (Lab ID: 1754850)
  - Nitrogen, Ammonia

Additional Comments:

This report shall not be reproduced, except in full,
without the written consent of Pace Analytical Services, Inc..

Pace Analytical Services, Inc.
9608 Loiret Blvd.
Lenexa, KS 66219
(913)599-5665

PROJECT NARRATIVE

Project: FORT SMITH, AR
Pace Project No.: 60218544

Method: **EPA 353.2**
Description: 353.2 Nitrogen, NO2/NO3 unpres
Client: Ramboll Environ_AR
Date: May 24, 2016

General Information:
28 samples were analyzed for EPA 353.2. All samples were received in acceptable condition with any exceptions noted below or on the chain-of custody and/or the sample condition upon receipt form (SCUR) attached at the end of this report.

Hold Time:
The samples were analyzed within the method required hold times with any exceptions noted below.

Initial Calibrations (including MS Tune as applicable):
All criteria were within method requirements with any exceptions noted below.

Continuing Calibration:
All criteria were within method requirements with any exceptions noted below.

Method Blank:
All analytes were below the report limit in the method blank, where applicable, with any exceptions noted below.

Laboratory Control Spike:
All laboratory control spike compounds were within QC limits with any exceptions noted below.

Matrix Spikes:
All percent recoveries and relative percent differences (RPDs) were within acceptance criteria with any exceptions noted below.

Duplicate Sample:
All duplicate sample results were within method acceptance criteria with any exceptions noted below.

Additional Comments:

This report shall not be reproduced, except in full,
without the written consent of Pace Analytical Services, Inc..

Pace Analytical Services, Inc.
9608 Loiret Blvd.
Lenexa, KS 66219
(913)599-5665

PROJECT NARRATIVE

Project: FORT SMITH, AR
Pace Project No.: 60218544

Method: **SM 4500-CO2 D**
Description: Total Carbon Dioxide Calc
Client: Ramboll Environ_AR
Date: May 24, 2016

General Information:
28 samples were analyzed for SM 4500-CO2 D. All samples were received in acceptable condition with any exceptions noted below or on the chain-of custody and/or the sample condition upon receipt form (SCUR) attached at the end of this report.

Hold Time:
The samples were analyzed within the method required hold times with any exceptions noted below.

Initial Calibrations (including MS Tune as applicable):
All criteria were within method requirements with any exceptions noted below.

Continuing Calibration:
All criteria were within method requirements with any exceptions noted below.

Method Blank:
All analytes were below the report limit in the method blank, where applicable, with any exceptions noted below.

Laboratory Control Spike:
All laboratory control spike compounds were within QC limits with any exceptions noted below.

Matrix Spikes:
All percent recoveries and relative percent differences (RPDs) were within acceptance criteria with any exceptions noted below.

Additional Comments:

This report shall not be reproduced, except in full,
without the written consent of Pace Analytical Services, Inc..

Pace Analytical Services, Inc.
9608 Loiret Blvd.
Lenexa, KS 66219
(913)599-5665

PROJECT NARRATIVE

Project: FORT SMITH, AR
Pace Project No.: 60218544

Method: **SM 5310C**
Description: 5310C TOC
Client: Ramboll Environ_AR
Date: May 24, 2016

General Information:
28 samples were analyzed for SM 5310C. All samples were received in acceptable condition with any exceptions noted below or on the chain-of custody and/or the sample condition upon receipt form (SCUR) attached at the end of this report.

Hold Time:
The samples were analyzed within the method required hold times with any exceptions noted below.

Initial Calibrations (including MS Tune as applicable):
All criteria were within method requirements with any exceptions noted below.

Continuing Calibration:
All criteria were within method requirements with any exceptions noted below.

Method Blank:
All analytes were below the report limit in the method blank, where applicable, with any exceptions noted below.

QC Batch: WETA/39440

B: Analyte was detected in the associated method blank.
- BLANK for HBN 429990 [WETA/394 (Lab ID: 1756877)
  - Total Organic Carbon

QC Batch: WETA/39464

B: Analyte was detected in the associated method blank.
- BLANK for HBN 430244 [WETA/394 (Lab ID: 1758092)
  - Total Organic Carbon

QC Batch: WETA/39584

B: Analyte was detected in the associated method blank.
- BLANK for HBN 431343 [WETA/395 (Lab ID: 1762497)
  - Total Organic Carbon

QC Batch: WETA/39628

B: Analyte was detected in the associated method blank.
- BLANK for HBN 431483 [WETA/396 (Lab ID: 1763591)
  - Total Organic Carbon

Laboratory Control Spike:
All laboratory control spike compounds were within QC limits with any exceptions noted below.

Matrix Spikes:
All percent recoveries and relative percent differences (RPDs) were within acceptance criteria with any exceptions noted below.

This report shall not be reproduced, except in full,
without the written consent of Pace Analytical Services, Inc..

Pace Analytical Services, Inc.
9608 Loiret Blvd.
Lenexa, KS 66219
(913)599-5665

PROJECT NARRATIVE

Project: FORT SMITH, AR
Pace Project No.: 60218544

Method: **SM 5310C**
Description: 5310C TOC
Client: Ramboll Environ_AR
Date: May 24, 2016

QC Batch: WETA/39440

A matrix spike and/or matrix spike duplicate (MS/MSD) were performed on the following sample(s): 60218544001

M1: Matrix spike recovery exceeded QC limits. Batch accepted based on laboratory control sample (LCS) recovery.

- MS (Lab ID: 1756882)
  - Total Organic Carbon

QC Batch: WETA/39464

A matrix spike and/or matrix spike duplicate (MS/MSD) were performed on the following sample(s): 60218544012

M1: Matrix spike recovery exceeded QC limits. Batch accepted based on laboratory control sample (LCS) recovery.

- MS (Lab ID: 1758094)
  - Total Organic Carbon

QC Batch: WETA/39584

A matrix spike and/or matrix spike duplicate (MS/MSD) were performed on the following sample(s): 60218544005

M1: Matrix spike recovery exceeded QC limits. Batch accepted based on laboratory control sample (LCS) recovery.

- MS (Lab ID: 1762499)
  - Total Organic Carbon

QC Batch: WETA/39628

A matrix spike and/or matrix spike duplicate (MS/MSD) were performed on the following sample(s): 60218544028

M1: Matrix spike recovery exceeded QC limits. Batch accepted based on laboratory control sample (LCS) recovery.

- MS (Lab ID: 1763593)
  - Total Organic Carbon

Duplicate Sample:
All duplicate sample results were within method acceptance criteria with any exceptions noted below.

QC Batch: WETA/39628

D6: The precision between the sample and sample duplicate exceeded laboratory control limits.

- DUP (Lab ID: 1763594)
  - Total Organic Carbon

Additional Comments:

REPORT OF LABORATORY ANALYSIS

This report shall not be reproduced, except in full,
without the written consent of Pace Analytical Services, Inc..

Pace Analytical Services, Inc.
9608 Loiret Blvd.
Lenexa, KS 66219
(913)599-5665

PROJECT NARRATIVE

Project: FORT SMITH, AR
Pace Project No.: 60218544

Method: **SM 4500-P E**
Description: SM4500P-E, Total Phosphorus
Client: Ramboll Environ_AR
Date: May 24, 2016

General Information:
28 samples were analyzed for SM 4500-P E. All samples were received in acceptable condition with any exceptions noted below or on the chain-of custody and/or the sample condition upon receipt form (SCUR) attached at the end of this report.

Hold Time:
The samples were analyzed within the method required hold times with any exceptions noted below.

Sample Preparation:
The samples were prepared in accordance with SM4500-P B with any exceptions noted below.

Initial Calibrations (including MS Tune as applicable):
All criteria were within method requirements with any exceptions noted below.

Continuing Calibration:
All criteria were within method requirements with any exceptions noted below.

Method Blank:
All analytes were below the report limit in the method blank, where applicable, with any exceptions noted below.

Laboratory Control Spike:
All laboratory control spike compounds were within QC limits with any exceptions noted below.

Matrix Spikes:
All percent recoveries and relative percent differences (RPDs) were within acceptance criteria with any exceptions noted below.

QC Batch: WETA/11531

A matrix spike and/or matrix spike duplicate (MS/MSD) were performed on the following sample(s): 60218544005,60218544009

M1: Matrix spike recovery exceeded QC limits. Batch accepted based on laboratory control sample (LCS) recovery.

- MSD (Lab ID: 227855)
  - Phosphate as P04

R1: RPD value was outside control limits.

- MSD (Lab ID: 227855)
  - Phosphate as P04

Additional Comments:

This data package has been reviewed for quality and completeness and is approved for release.

This report shall not be reproduced, except in full,
without the written consent of Pace Analytical Services, Inc..

Pace Analytical Services, Inc.
9608 Loiret Blvd.
Lenexa, KS 66219
(913)599-5665

ANALYTICAL RESULTS

Project: FORT SMITH, AR
Pace Project No.: 60218544

Sample: ITMW-10-201605 **Lab ID: 60218544001** Collected: 05/05/16 11:40 Received: 05/06/16 09:51 Matrix: Water

Parameters	Results	Units	Report Limit	MDL	DF	Prepared	Analyzed	CAS No.	Qual
Alcohol by Direct Inject GCFID	Analytical Method: EPA 8015 - Alcohol								
2-Chloroethanol	ND	ug/L	10000	1530	1		05/11/16 22:43	107-07-3	
6010 MET ICP	Analytical Method: EPA 6010 Preparation Method: EPA 3010								
Iron	**3580**	ug/L	50.0	8.8	1	05/09/16 16:45	05/10/16 11:24	7439-89-6	
Manganese	**121**	ug/L	5.0	0.25	1	05/09/16 16:45	05/10/16 11:24	7439-96-5	
8260 MSV	Analytical Method: EPA 5030B/8260								
Acetone	ND	ug/L	10.0	1.9	1		05/12/16 17:51	67-64-1	
Benzene	**0.12J**	ug/L	1.0	0.060	1		05/12/16 17:51	71-43-2	
Bromodichloromethane	ND	ug/L	1.0	0.19	1		05/12/16 17:51	75-27-4	
Bromoform	ND	ug/L	1.0	0.070	1		05/12/16 17:51	75-25-2	
Bromomethane	ND	ug/L	5.0	0.16	1		05/12/16 17:51	74-83-9	
2-Butanone (MEK)	ND	ug/L	10.0	0.59	1		05/12/16 17:51	78-93-3	
Carbon disulfide	ND	ug/L	5.0	0.12	1		05/12/16 17:51	75-15-0	
Carbon tetrachloride	ND	ug/L	1.0	0.18	1		05/12/16 17:51	56-23-5	
Chlorobenzene	ND	ug/L	1.0	0.21	1		05/12/16 17:51	108-90-7	
Chloroethane	ND	ug/L	1.0	0.15	1		05/12/16 17:51	75-00-3	
Chloroform	**0.32J**	ug/L	1.0	0.14	1		05/12/16 17:51	67-66-3	
Chloromethane	ND	ug/L	1.0	0.080	1		05/12/16 17:51	74-87-3	
Dibromochloromethane	ND	ug/L	1.0	0.21	1		05/12/16 17:51	124-48-1	
1,1-Dichloroethane	**2.4**	ug/L	1.0	0.050	1		05/12/16 17:51	75-34-3	
1,2-Dichloroethane	ND	ug/L	1.0	0.12	1		05/12/16 17:51	107-06-2	
1,1-Dichloroethene	**4.0**	ug/L	1.0	0.20	1		05/12/16 17:51	75-35-4	
cis-1,2-Dichloroethene	**36.6**	ug/L	1.0	0.080	1		05/12/16 17:51	156-59-2	
trans-1,2-Dichloroethene	**0.27J**	ug/L	1.0	0.20	1		05/12/16 17:51	156-60-5	
1,2-Dichloropropane	ND	ug/L	1.0	0.16	1		05/12/16 17:51	78-87-5	
cis-1,3-Dichloropropene	ND	ug/L	1.0	0.14	1		05/12/16 17:51	10061-01-5	
trans-1,3-Dichloropropene	ND	ug/L	1.0	0.12	1		05/12/16 17:51	10061-02-6	
Ethylbenzene	ND	ug/L	1.0	0.18	1		05/12/16 17:51	100-41-4	
2-Hexanone	ND	ug/L	10.0	1.2	1		05/12/16 17:51	591-78-6	
Methylene chloride	ND	ug/L	1.0	0.15	1		05/12/16 17:51	75-09-2	
4-Methyl-2-pentanone (MIBK)	ND	ug/L	10.0	0.42	1		05/12/16 17:51	108-10-1	
Styrene	ND	ug/L	1.0	0.12	1		05/12/16 17:51	100-42-5	
1,1,2,2-Tetrachloroethane	ND	ug/L	1.0	0.15	1		05/12/16 17:51	79-34-5	
Tetrachloroethene	**0.78J**	ug/L	1.0	0.10	1		05/12/16 17:51	127-18-4	
Toluene	**0.71J**	ug/L	1.0	0.17	1		05/12/16 17:51	108-88-3	
1,1,1-Trichloroethane	ND	ug/L	1.0	0.11	1		05/12/16 17:51	71-55-6	
1,1,2-Trichloroethane	ND	ug/L	1.0	0.20	1		05/12/16 17:51	79-00-5	
Trichloroethene	**9.8J**	ug/L	20.0	3.4	20		05/12/16 00:31	79-01-6	
Vinyl chloride	**1.1**	ug/L	1.0	0.13	1		05/12/16 17:51	75-01-4	
Xylene (Total)	**7520**	ug/L	60.0	8.4	20		05/12/16 00:31	1330-20-7	
Surrogates									
4-Bromofluorobenzene (S)	98	%	77-130		1		05/12/16 17:51	460-00-4	
1,2-Dichloroethane-d4 (S)	104	%	81-127		1		05/12/16 17:51	17060-07-0	
Toluene-d8 (S)	101	%	80-120		1		05/12/16 17:51	2037-26-5	
Preservation pH	**1.0**		0.10	0.10	1		05/12/16 17:51		

REPORT OF LABORATORY ANALYSIS

This report shall not be reproduced, except in full,
without the written consent of Pace Analytical Services, Inc..

Pace Analytical Services, Inc.
9608 Loiret Blvd.
Lenexa, KS 66219
(913)599-5665

ANALYTICAL RESULTS

Project: FORT SMITH, AR
Pace Project No.: 60218544

Sample: ITMW-10-201605 **Lab ID: 60218544001** Collected: 05/05/16 11:40 Received: 05/06/16 09:51 Matrix: Water

Parameters	Results	Units	Report Limit	MDL	DF	Prepared	Analyzed	CAS No.	Qual
2320B Alkalinity	Analytical Method: SM 2320B								
Alkalinity,Bicarbonate (CaCO3)	**72.6**	mg/L	20.0	2.0	1		05/16/16 10:03		
Alkalinity, Carbonate (CaCO3)	ND	mg/L	20.0	2.0	1		05/16/16 10:03		
Alkalinity, Total as CaCO3	**72.6**	mg/L	20.0	2.0	1		05/16/16 10:03		
Iron, Ferric (Calculation)	Analytical Method: SM 3500-Fe B#4								
Iron, Ferric	**3.6**	mg/L	0.20		1		05/17/16 00:00	7439-89-6	
4500H+ pH, Electrometric	Analytical Method: SM 4500-H+B								
pH at 25 Degrees C	**5.8**	Std. Units	0.10	0.10	1		05/17/16 00:00		H6
4500S2D Sulfide, Total	Analytical Method: SM 4500-S-2 D								
Sulfide, Total	ND	mg/L	0.050	0.012	1		05/12/16 12:21	18496-25-8	
300.0 IC Anions 28 Days	Analytical Method: EPA 300.0								
Chloride	**130**	mg/L	10.0	5.0	10		05/12/16 11:59	16887-00-6	
Sulfate	**34.4**	mg/L	2.0	0.50	2		05/12/16 11:44	14808-79-8	
350.1 Ammonia	Analytical Method: EPA 350.1								
Nitrogen, Ammonia	ND	mg/L	0.10	0.046	1		05/09/16 19:37	7664-41-7	
353.2 Nitrogen, NO2/NO3 unpres	Analytical Method: EPA 353.2								
Nitrogen, Nitrate	ND	mg/L	0.10	0.012	1		05/06/16 17:48		
Nitrogen, Nitrite	**0.17**	mg/L	0.10	0.010	1		05/06/16 17:48		
Nitrogen, NO2 plus NO3	ND	mg/L	0.10	0.012	1		05/06/16 17:48		
Total Carbon Dioxide Calc	Analytical Method: SM 4500-CO2 D								
Carbon Dioxide Calculation	**269**	mg/L	20.0	20.0	1		05/23/16 00:00		
5310C TOC	Analytical Method: SM 5310C								
Total Organic Carbon	**1.2**	mg/L	1.0	0.054	1		05/12/16 18:02	7440-44-0	B,M1
SM4500P-E, Total Phosphorus	Analytical Method: SM 4500-P E Preparation Method: SM4500-P B								
Phosphate as P04	**0.055**	mg/L	0.030	0.010	1	05/17/16 07:22	05/17/16 12:33		

REPORT OF LABORATORY ANALYSIS

This report shall not be reproduced, except in full,
without the written consent of Pace Analytical Services, Inc..

Pace Analytical Services, Inc.
9608 Loiret Blvd.
Lenexa, KS 66219
(913)599-5665

ANALYTICAL RESULTS

Project: FORT SMITH, AR
Pace Project No.: 60218544

Sample: ITMW-9-201605 **Lab ID: 60218544002** Collected: 05/05/16 13:50 Received: 05/06/16 09:51 Matrix: Water

Parameters	Results	Units	Report Limit	MDL	DF	Prepared	Analyzed	CAS No.	Qual
Alcohol by Direct Inject GCFID	Analytical Method: EPA 8015 - Alcohol								
2-Chloroethanol	ND	ug/L	10000	1530	1		05/11/16 22:54	107-07-3	
6010 MET ICP	Analytical Method: EPA 6010 Preparation Method: EPA 3010								
Iron	**504**	ug/L	50.0	8.8	1	05/09/16 16:45	05/10/16 11:26	7439-89-6	
Manganese	**150**	ug/L	5.0	0.25	1	05/09/16 16:45	05/10/16 11:26	7439-96-5	
8260 MSV	Analytical Method: EPA 5030B/8260								
Acetone	ND	ug/L	10.0	1.9	1		05/12/16 00:16	67-64-1	
Benzene	ND	ug/L	1.0	0.060	1		05/12/16 00:16	71-43-2	
Bromodichloromethane	ND	ug/L	1.0	0.19	1		05/12/16 00:16	75-27-4	
Bromoform	ND	ug/L	1.0	0.070	1		05/12/16 00:16	75-25-2	
Bromomethane	ND	ug/L	5.0	0.16	1		05/12/16 00:16	74-83-9	
2-Butanone (MEK)	ND	ug/L	10.0	0.59	1		05/12/16 00:16	78-93-3	
Carbon disulfide	ND	ug/L	5.0	0.12	1		05/12/16 00:16	75-15-0	
Carbon tetrachloride	ND	ug/L	1.0	0.18	1		05/12/16 00:16	56-23-5	
Chlorobenzene	ND	ug/L	1.0	0.21	1		05/12/16 00:16	108-90-7	
Chloroethane	ND	ug/L	1.0	0.15	1		05/12/16 00:16	75-00-3	
Chloroform	**0.18J**	ug/L	1.0	0.14	1		05/12/16 00:16	67-66-3	
Chloromethane	ND	ug/L	1.0	0.080	1		05/12/16 00:16	74-87-3	
Dibromochloromethane	ND	ug/L	1.0	0.21	1		05/12/16 00:16	124-48-1	
1,1-Dichloroethane	ND	ug/L	1.0	0.050	1		05/12/16 00:16	75-34-3	
1,2-Dichloroethane	ND	ug/L	1.0	0.12	1		05/12/16 00:16	107-06-2	
1,1-Dichloroethene	**0.60J**	ug/L	1.0	0.20	1		05/12/16 00:16	75-35-4	
cis-1,2-Dichloroethene	**31.6**	ug/L	1.0	0.080	1		05/12/16 00:16	156-59-2	
trans-1,2-Dichloroethene	**0.30J**	ug/L	1.0	0.20	1		05/12/16 00:16	156-60-5	
1,2-Dichloropropane	ND	ug/L	1.0	0.16	1		05/12/16 00:16	78-87-5	
cis-1,3-Dichloropropene	ND	ug/L	1.0	0.14	1		05/12/16 00:16	10061-01-5	
trans-1,3-Dichloropropene	ND	ug/L	1.0	0.12	1		05/12/16 00:16	10061-02-6	
Ethylbenzene	ND	ug/L	1.0	0.18	1		05/12/16 00:16	100-41-4	
2-Hexanone	ND	ug/L	10.0	1.2	1		05/12/16 00:16	591-78-6	
Methylene chloride	ND	ug/L	1.0	0.15	1		05/12/16 00:16	75-09-2	
4-Methyl-2-pentanone (MIBK)	ND	ug/L	10.0	0.42	1		05/12/16 00:16	108-10-1	
Styrene	ND	ug/L	1.0	0.12	1		05/12/16 00:16	100-42-5	
1,1,2,2-Tetrachloroethane	ND	ug/L	1.0	0.15	1		05/12/16 00:16	79-34-5	
Tetrachloroethene	ND	ug/L	1.0	0.10	1		05/12/16 00:16	127-18-4	
Toluene	ND	ug/L	1.0	0.17	1		05/12/16 00:16	108-88-3	
1,1,1-Trichloroethane	ND	ug/L	1.0	0.11	1		05/12/16 00:16	71-55-6	
1,1,2-Trichloroethane	ND	ug/L	1.0	0.20	1		05/12/16 00:16	79-00-5	
Trichloroethene	**97.3**	ug/L	1.0	0.17	1		05/12/16 00:16	79-01-6	
Vinyl chloride	**0.48J**	ug/L	1.0	0.13	1		05/12/16 00:16	75-01-4	
Xylene (Total)	ND	ug/L	3.0	0.42	1		05/12/16 00:16	1330-20-7	
Surrogates									
4-Bromofluorobenzene (S)	100	%	77-130		1		05/12/16 00:16	460-00-4	
1,2-Dichloroethane-d4 (S)	96	%	81-127		1		05/12/16 00:16	17060-07-0	
Toluene-d8 (S)	101	%	80-120		1		05/12/16 00:16	2037-26-5	
Preservation pH	**1.0**		0.10	0.10	1		05/12/16 00:16		

REPORT OF LABORATORY ANALYSIS

This report shall not be reproduced, except in full,
without the written consent of Pace Analytical Services, Inc..

Pace Analytical Services, Inc.
9608 Loiret Blvd.
Lenexa, KS 66219
(913)599-5665

ANALYTICAL RESULTS

Project: FORT SMITH, AR
Pace Project No.: 60218544

Sample: ITMW-9-201605 **Lab ID: 60218544002** Collected: 05/05/16 13:50 Received: 05/06/16 09:51 Matrix: Water

Parameters	Results	Units	Report Limit	MDL	DF	Prepared	Analyzed	CAS No.	Qual
2320B Alkalinity	Analytical Method: SM 2320B								
Alkalinity,Bicarbonate (CaCO3)	**52.3**	mg/L	20.0	2.0	1		05/16/16 10:07		
Alkalinity, Carbonate (CaCO3)	ND	mg/L	20.0	2.0	1		05/16/16 10:07		
Alkalinity, Total as CaCO3	**52.3**	mg/L	20.0	2.0	1		05/16/16 10:07		
Iron, Ferric (Calculation)	Analytical Method: SM 3500-Fe B#4								
Iron, Ferric	**0.50**	mg/L	0.20		1		05/17/16 00:00	7439-89-6	
4500H+ pH, Electrometric	Analytical Method: SM 4500-H+B								
pH at 25 Degrees C	**5.7**	Std. Units	0.10	0.10	1		05/17/16 00:00		H6
4500S2D Sulfide, Total	Analytical Method: SM 4500-S-2 D								
Sulfide, Total	ND	mg/L	0.050	0.012	1		05/12/16 12:21	18496-25-8	
300.0 IC Anions 28 Days	Analytical Method: EPA 300.0								
Chloride	**83.2**	mg/L	10.0	5.0	10		05/12/16 12:30	16887-00-6	
Sulfate	**25.8**	mg/L	2.0	0.50	2		05/12/16 12:14	14808-79-8	
350.1 Ammonia	Analytical Method: EPA 350.1								
Nitrogen, Ammonia	ND	mg/L	0.10	0.046	1		05/09/16 19:39	7664-41-7	
353.2 Nitrogen, NO2/NO3 unpres	Analytical Method: EPA 353.2								
Nitrogen, Nitrate	**18.4**	mg/L	1.0	0.12	10		05/06/16 18:24		
Nitrogen, Nitrite	ND	mg/L	1.0	0.10	10		05/06/16 18:24		
Nitrogen, NO2 plus NO3	**18.4**	mg/L	1.0	0.12	10		05/06/16 18:24		
Total Carbon Dioxide Calc	Analytical Method: SM 4500-CO2 D								
Carbon Dioxide Calculation	**236**	mg/L	20.0	20.0	1		05/23/16 00:00		
5310C TOC	Analytical Method: SM 5310C								
Total Organic Carbon	**1.2**	mg/L	1.0	0.054	1		05/12/16 18:27	7440-44-0	B
SM4500P-E, Total Phosphorus	Analytical Method: SM 4500-P E Preparation Method: SM4500-P B								
Phosphate as P04	**0.16**	mg/L	0.030	0.010	1	05/17/16 07:22	05/17/16 12:33		

REPORT OF LABORATORY ANALYSIS

This report shall not be reproduced, except in full,
without the written consent of Pace Analytical Services, Inc..

Pace Analytical Services, Inc.
9608 Loiret Blvd.
Lenexa, KS 66219
(913)599-5665

ANALYTICAL RESULTS

Project: FORT SMITH, AR
Pace Project No.: 60218544

Sample: ITMW-16-201605 **Lab ID: 60218544003** Collected: 05/05/16 09:15 Received: 05/06/16 09:51 Matrix: Water

Parameters	Results	Units	Report Limit	MDL	DF	Prepared	Analyzed	CAS No.	Qual
Alcohol by Direct Inject GCFID	Analytical Method: EPA 8015 - Alcohol								
2-Chloroethanol	ND	ug/L	10000	1530	1		05/11/16 23:06	107-07-3	
6010 MET ICP	Analytical Method: EPA 6010 Preparation Method: EPA 3010								
Iron	**2230**	ug/L	50.0	8.8	1	05/09/16 16:45	05/10/16 11:28	7439-89-6	
Manganese	**32.2**	ug/L	5.0	0.25	1	05/09/16 16:45	05/10/16 11:28	7439-96-5	
8260 MSV	Analytical Method: EPA 5030B/8260								
Acetone	ND	ug/L	10.0	1.9	1		05/11/16 23:47	67-64-1	
Benzene	ND	ug/L	1.0	0.060	1		05/11/16 23:47	71-43-2	
Bromodichloromethane	ND	ug/L	1.0	0.19	1		05/11/16 23:47	75-27-4	
Bromoform	ND	ug/L	1.0	0.070	1		05/11/16 23:47	75-25-2	
Bromomethane	ND	ug/L	5.0	0.16	1		05/11/16 23:47	74-83-9	
2-Butanone (MEK)	ND	ug/L	10.0	0.59	1		05/11/16 23:47	78-93-3	
Carbon disulfide	ND	ug/L	5.0	0.12	1		05/11/16 23:47	75-15-0	
Carbon tetrachloride	ND	ug/L	1.0	0.18	1		05/11/16 23:47	56-23-5	
Chlorobenzene	ND	ug/L	1.0	0.21	1		05/11/16 23:47	108-90-7	
Chloroethane	ND	ug/L	1.0	0.15	1		05/11/16 23:47	75-00-3	
Chloroform	ND	ug/L	1.0	0.14	1		05/11/16 23:47	67-66-3	
Chloromethane	ND	ug/L	1.0	0.080	1		05/11/16 23:47	74-87-3	
Dibromochloromethane	ND	ug/L	1.0	0.21	1		05/11/16 23:47	124-48-1	
1,1-Dichloroethane	ND	ug/L	1.0	0.050	1		05/11/16 23:47	75-34-3	
1,2-Dichloroethane	ND	ug/L	1.0	0.12	1		05/11/16 23:47	107-06-2	
1,1-Dichloroethene	ND	ug/L	1.0	0.20	1		05/11/16 23:47	75-35-4	
cis-1,2-Dichloroethene	ND	ug/L	1.0	0.080	1		05/11/16 23:47	156-59-2	
trans-1,2-Dichloroethene	ND	ug/L	1.0	0.20	1		05/11/16 23:47	156-60-5	
1,2-Dichloropropane	ND	ug/L	1.0	0.16	1		05/11/16 23:47	78-87-5	
cis-1,3-Dichloropropene	ND	ug/L	1.0	0.14	1		05/11/16 23:47	10061-01-5	
trans-1,3-Dichloropropene	ND	ug/L	1.0	0.12	1		05/11/16 23:47	10061-02-6	
Ethylbenzene	ND	ug/L	1.0	0.18	1		05/11/16 23:47	100-41-4	
2-Hexanone	ND	ug/L	10.0	1.2	1		05/11/16 23:47	591-78-6	
Methylene chloride	ND	ug/L	1.0	0.15	1		05/11/16 23:47	75-09-2	
4-Methyl-2-pentanone (MIBK)	ND	ug/L	10.0	0.42	1		05/11/16 23:47	108-10-1	
Styrene	ND	ug/L	1.0	0.12	1		05/11/16 23:47	100-42-5	
1,1,2,2-Tetrachloroethane	ND	ug/L	1.0	0.15	1		05/11/16 23:47	79-34-5	
Tetrachloroethene	ND	ug/L	1.0	0.10	1		05/11/16 23:47	127-18-4	
Toluene	ND	ug/L	1.0	0.17	1		05/11/16 23:47	108-88-3	
1,1,1-Trichloroethane	ND	ug/L	1.0	0.11	1		05/11/16 23:47	71-55-6	
1,1,2-Trichloroethane	ND	ug/L	1.0	0.20	1		05/11/16 23:47	79-00-5	
Trichloroethene	ND	ug/L	1.0	0.17	1		05/11/16 23:47	79-01-6	
Vinyl chloride	ND	ug/L	1.0	0.13	1		05/11/16 23:47	75-01-4	
Xylene (Total)	ND	ug/L	3.0	0.42	1		05/11/16 23:47	1330-20-7	
Surrogates									
4-Bromofluorobenzene (S)	101	%	77-130		1		05/11/16 23:47	460-00-4	
1,2-Dichloroethane-d4 (S)	97	%	81-127		1		05/11/16 23:47	17060-07-0	
Toluene-d8 (S)	101	%	80-120		1		05/11/16 23:47	2037-26-5	
Preservation pH	**1.0**		0.10	0.10	1		05/11/16 23:47		

REPORT OF LABORATORY ANALYSIS

This report shall not be reproduced, except in full,
without the written consent of Pace Analytical Services, Inc..

Pace Analytical Services, Inc.
9608 Loiret Blvd.
Lenexa, KS 66219
(913)599-5665

ANALYTICAL RESULTS

Project: FORT SMITH, AR
Pace Project No.: 60218544

Sample: ITMW-16-201605 **Lab ID: 60218544003** Collected: 05/05/16 09:15 Received: 05/06/16 09:51 Matrix: Water

Parameters	Results	Units	Report Limit	MDL	DF	Prepared	Analyzed	CAS No.	Qual
2320B Alkalinity	Analytical Method: SM 2320B								
Alkalinity,Bicarbonate (CaCO3)	**28.7**	mg/L	20.0	2.0	1		05/16/16 10:10		
Alkalinity, Carbonate (CaCO3)	ND	mg/L	20.0	2.0	1		05/16/16 10:10		
Alkalinity, Total as CaCO3	**28.7**	mg/L	20.0	2.0	1		05/16/16 10:10		
Iron, Ferric (Calculation)	Analytical Method: SM 3500-Fe B#4								
Iron, Ferric	**2.2**	mg/L	0.20		1		05/17/16 00:00	7439-89-6	
4500H+ pH, Electrometric	Analytical Method: SM 4500-H+B								
pH at 25 Degrees C	**6.1**	Std. Units	0.10	0.10	1		05/17/16 00:00		H6
4500S2D Sulfide, Total	Analytical Method: SM 4500-S-2 D								
Sulfide, Total	ND	mg/L	0.050	0.012	1		05/12/16 12:24	18496-25-8	
300.0 IC Anions 28 Days	Analytical Method: EPA 300.0								
Chloride	**1.2**	mg/L	1.0	0.50	1		05/12/16 12:45	16887-00-6	
Sulfate	**11.0**	mg/L	1.0	0.25	1		05/12/16 12:45	14808-79-8	
350.1 Ammonia	Analytical Method: EPA 350.1								
Nitrogen, Ammonia	ND	mg/L	0.10	0.046	1		05/09/16 19:40	7664-41-7	
353.2 Nitrogen, NO2/NO3 unpres	Analytical Method: EPA 353.2								
Nitrogen, Nitrate	**0.49**	mg/L	0.10	0.012	1		05/06/16 17:42		
Nitrogen, Nitrite	ND	mg/L	0.10	0.010	1		05/06/16 17:42		
Nitrogen, NO2 plus NO3	**0.49**	mg/L	0.10	0.012	1		05/06/16 17:42		
Total Carbon Dioxide Calc	Analytical Method: SM 4500-CO2 D								
Carbon Dioxide Calculation	**75.2**	mg/L	20.0	20.0	1		05/23/16 00:00		
5310C TOC	Analytical Method: SM 5310C								
Total Organic Carbon	**2.0**	mg/L	1.0	0.054	1		05/12/16 18:40	7440-44-0	
SM4500P-E, Total Phosphorus	Analytical Method: SM 4500-P E Preparation Method: SM4500-P B								
Phosphate as P04	**0.14**	mg/L	0.030	0.010	1	05/17/16 07:22	05/17/16 12:33		

REPORT OF LABORATORY ANALYSIS

This report shall not be reproduced, except in full,
without the written consent of Pace Analytical Services, Inc..

Pace Analytical Services, Inc.
9608 Loiret Blvd.
Lenexa, KS 66219
(913)599-5665

ANALYTICAL RESULTS

Project: FORT SMITH, AR
Pace Project No.: 60218544

Sample: MW-23-201605 **Lab ID: 60218544004** Collected: 05/05/16 08:15 Received: 05/06/16 09:51 Matrix: Water

Parameters	Results	Units	Report Limit	MDL	DF	Prepared	Analyzed	CAS No.	Qual
Alcohol by Direct Inject GCFID	Analytical Method: EPA 8015 - Alcohol								
2-Chloroethanol	ND	ug/L	10000	1530	1		05/11/16 23:17	107-07-3	
6010 MET ICP	Analytical Method: EPA 6010 Preparation Method: EPA 3010								
Iron	**218**	ug/L	50.0	8.8	1	05/09/16 16:45	05/10/16 11:30	7439-89-6	
Manganese	**10.5**	ug/L	5.0	0.25	1	05/09/16 16:45	05/10/16 11:30	7439-96-5	
8260 MSV	Analytical Method: EPA 5030B/8260								
Acetone	**38.9**	ug/L	10.0	1.9	1		05/09/16 15:33	67-64-1	
Benzene	ND	ug/L	1.0	0.060	1		05/09/16 15:33	71-43-2	
Bromodichloromethane	ND	ug/L	1.0	0.19	1		05/09/16 15:33	75-27-4	
Bromoform	ND	ug/L	1.0	0.070	1		05/09/16 15:33	75-25-2	
Bromomethane	**0.52J**	ug/L	5.0	0.16	1		05/09/16 15:33	74-83-9	
2-Butanone (MEK)	ND	ug/L	10.0	0.59	1		05/09/16 15:33	78-93-3	
Carbon disulfide	ND	ug/L	5.0	0.12	1		05/09/16 15:33	75-15-0	
Carbon tetrachloride	ND	ug/L	1.0	0.18	1		05/09/16 15:33	56-23-5	
Chlorobenzene	ND	ug/L	1.0	0.21	1		05/09/16 15:33	108-90-7	
Chloroethane	ND	ug/L	1.0	0.15	1		05/09/16 15:33	75-00-3	
Chloroform	ND	ug/L	1.0	0.14	1		05/09/16 15:33	67-66-3	
Chloromethane	**2.1**	ug/L	1.0	0.080	1		05/09/16 15:33	74-87-3	
Dibromochloromethane	ND	ug/L	1.0	0.21	1		05/09/16 15:33	124-48-1	
1,1-Dichloroethane	ND	ug/L	1.0	0.050	1		05/09/16 15:33	75-34-3	
1,2-Dichloroethane	ND	ug/L	1.0	0.12	1		05/09/16 15:33	107-06-2	
1,1-Dichloroethene	ND	ug/L	1.0	0.20	1		05/09/16 15:33	75-35-4	
cis-1,2-Dichloroethene	ND	ug/L	1.0	0.080	1		05/09/16 15:33	156-59-2	
trans-1,2-Dichloroethene	ND	ug/L	1.0	0.20	1		05/09/16 15:33	156-60-5	
1,2-Dichloropropane	ND	ug/L	1.0	0.16	1		05/09/16 15:33	78-87-5	
cis-1,3-Dichloropropene	ND	ug/L	1.0	0.14	1		05/09/16 15:33	10061-01-5	
trans-1,3-Dichloropropene	ND	ug/L	1.0	0.12	1		05/09/16 15:33	10061-02-6	
Ethylbenzene	ND	ug/L	1.0	0.18	1		05/09/16 15:33	100-41-4	
2-Hexanone	ND	ug/L	10.0	1.2	1		05/09/16 15:33	591-78-6	
Methylene chloride	ND	ug/L	1.0	0.15	1		05/09/16 15:33	75-09-2	
4-Methyl-2-pentanone (MIBK)	ND	ug/L	10.0	0.42	1		05/09/16 15:33	108-10-1	
Styrene	ND	ug/L	1.0	0.12	1		05/09/16 15:33	100-42-5	
1,1,2,2-Tetrachloroethane	ND	ug/L	1.0	0.15	1		05/09/16 15:33	79-34-5	
Tetrachloroethene	ND	ug/L	1.0	0.10	1		05/09/16 15:33	127-18-4	
Toluene	ND	ug/L	1.0	0.17	1		05/09/16 15:33	108-88-3	
1,1,1-Trichloroethane	ND	ug/L	1.0	0.11	1		05/09/16 15:33	71-55-6	
1,1,2-Trichloroethane	ND	ug/L	1.0	0.20	1		05/09/16 15:33	79-00-5	
Trichloroethene	**0.90J**	ug/L	1.0	0.17	1		05/09/16 15:33	79-01-6	
Vinyl chloride	ND	ug/L	1.0	0.13	1		05/09/16 15:33	75-01-4	
Xylene (Total)	ND	ug/L	3.0	0.42	1		05/09/16 15:33	1330-20-7	
Surrogates									
4-Bromofluorobenzene (S)	102	%	77-130		1		05/09/16 15:33	460-00-4	
1,2-Dichloroethane-d4 (S)	97	%	81-127		1		05/09/16 15:33	17060-07-0	
Toluene-d8 (S)	99	%	80-120		1		05/09/16 15:33	2037-26-5	
Preservation pH	**7.0**		0.10	0.10	1		05/09/16 15:33		

REPORT OF LABORATORY ANALYSIS

This report shall not be reproduced, except in full,
without the written consent of Pace Analytical Services, Inc..

Pace Analytical Services, Inc.
9608 Loiret Blvd.
Lenexa, KS 66219
(913)599-5665

ANALYTICAL RESULTS

Project: FORT SMITH, AR
Pace Project No.: 60218544

Sample: MW-23-201605 **Lab ID: 60218544004** Collected: 05/05/16 08:15 Received: 05/06/16 09:51 Matrix: Water

Parameters	Results	Units	Report Limit	MDL	DF	Prepared	Analyzed	CAS No.	Qual
2320B Alkalinity	Analytical Method: SM 2320B								
Alkalinity,Bicarbonate (CaCO3)	**38.1**	mg/L	20.0	2.0	1		05/16/16 10:16		
Alkalinity, Carbonate (CaCO3)	**276**	mg/L	20.0	2.0	1		05/16/16 10:16		
Alkalinity, Total as CaCO3	**314**	mg/L	20.0	2.0	1		05/16/16 10:16		
Iron, Ferric (Calculation)	Analytical Method: SM 3500-Fe B#4								
Iron, Ferric	**0.22**	mg/L	0.20		1		05/17/16 00:00	7439-89-6	
4500H+ pH, Electrometric	Analytical Method: SM 4500-H+B								
pH at 25 Degrees C	**10.4**	Std. Units	0.10	0.10	1		05/17/16 00:00		H6
4500S2D Sulfide, Total	Analytical Method: SM 4500-S-2 D								
Sulfide, Total	ND	mg/L	0.050	0.012	1		05/12/16 12:24	18496-25-8	
300.0 IC Anions 28 Days	Analytical Method: EPA 300.0								
Chloride	**282**	mg/L	20.0	10.0	20		05/17/16 11:50	16887-00-6	
Sulfate	**687**	mg/L	50.0	12.4	50		05/17/16 12:06	14808-79-8	
350.1 Ammonia	Analytical Method: EPA 350.1								
Nitrogen, Ammonia	**0.18**	mg/L	0.10	0.046	1		05/09/16 19:42	7664-41-7	
353.2 Nitrogen, NO2/NO3 unpres	Analytical Method: EPA 353.2								
Nitrogen, Nitrate	**0.60**	mg/L	0.10	0.012	1		05/06/16 17:33		
Nitrogen, Nitrite	ND	mg/L	0.10	0.010	1		05/06/16 17:33		
Nitrogen, NO2 plus NO3	**0.60**	mg/L	0.10	0.012	1		05/06/16 17:33		
Total Carbon Dioxide Calc	Analytical Method: SM 4500-CO2 D								
Carbon Dioxide Calculation	**155**	mg/L	20.0	20.0	1		05/23/16 00:00		
5310C TOC	Analytical Method: SM 5310C								
Total Organic Carbon	**0.63J**	mg/L	1.0	0.054	1		05/12/16 18:53	7440-44-0	B
SM4500P-E, Total Phosphorus	Analytical Method: SM 4500-P E Preparation Method: SM4500-P B								
Phosphate as P04	**0.53**	mg/L	0.030	0.010	1	05/17/16 07:22	05/17/16 12:33		

REPORT OF LABORATORY ANALYSIS

This report shall not be reproduced, except in full,
without the written consent of Pace Analytical Services, Inc..

Pace Analytical Services, Inc.
9608 Loiret Blvd.
Lenexa, KS 66219
(913)599-5665

ANALYTICAL RESULTS

Project: FORT SMITH, AR
Pace Project No.: 60218544

Sample: ITMW-6-201605 **Lab ID: 60218544005** Collected: 05/05/16 13:00 Received: 05/06/16 09:51 Matrix: Water

Parameters	Results	Units	Report Limit	MDL	DF	Prepared	Analyzed	CAS No.	Qual
Alcohol by Direct Inject GCFID	Analytical Method: EPA 8015 - Alcohol								
2-Chloroethanol	ND	ug/L	10000	1530	1		05/11/16 18:36	107-07-3	
6010 MET ICP	Analytical Method: EPA 6010 Preparation Method: EPA 3010								
Iron	**182**	ug/L	50.0	8.8	1	05/09/16 16:45	05/10/16 11:33	7439-89-6	
Manganese	**264**	ug/L	5.0	0.25	1	05/09/16 16:45	05/10/16 11:33	7439-96-5	
8260 MSV	Analytical Method: EPA 5030B/8260								
Acetone	ND	ug/L	10.0	1.9	1		05/12/16 00:02	67-64-1	
Benzene	ND	ug/L	1.0	0.060	1		05/12/16 00:02	71-43-2	
Bromodichloromethane	ND	ug/L	1.0	0.19	1		05/12/16 00:02	75-27-4	
Bromoform	ND	ug/L	1.0	0.070	1		05/12/16 00:02	75-25-2	
Bromomethane	ND	ug/L	5.0	0.16	1		05/12/16 00:02	74-83-9	
2-Butanone (MEK)	ND	ug/L	10.0	0.59	1		05/12/16 00:02	78-93-3	
Carbon disulfide	ND	ug/L	5.0	0.12	1		05/12/16 00:02	75-15-0	
Carbon tetrachloride	ND	ug/L	1.0	0.18	1		05/12/16 00:02	56-23-5	
Chlorobenzene	ND	ug/L	1.0	0.21	1		05/12/16 00:02	108-90-7	
Chloroethane	ND	ug/L	1.0	0.15	1		05/12/16 00:02	75-00-3	
Chloroform	ND	ug/L	1.0	0.14	1		05/12/16 00:02	67-66-3	
Chloromethane	ND	ug/L	1.0	0.080	1		05/12/16 00:02	74-87-3	
Dibromochloromethane	ND	ug/L	1.0	0.21	1		05/12/16 00:02	124-48-1	
1,1-Dichloroethane	**4.0**	ug/L	1.0	0.050	1		05/12/16 00:02	75-34-3	
1,2-Dichloroethane	ND	ug/L	1.0	0.12	1		05/12/16 00:02	107-06-2	
1,1-Dichloroethene	**0.59J**	ug/L	1.0	0.20	1		05/12/16 00:02	75-35-4	
cis-1,2-Dichloroethene	**5.3**	ug/L	1.0	0.080	1		05/12/16 00:02	156-59-2	
trans-1,2-Dichloroethene	ND	ug/L	1.0	0.20	1		05/12/16 00:02	156-60-5	
1,2-Dichloropropane	ND	ug/L	1.0	0.16	1		05/12/16 00:02	78-87-5	
cis-1,3-Dichloropropene	ND	ug/L	1.0	0.14	1		05/12/16 00:02	10061-01-5	
trans-1,3-Dichloropropene	ND	ug/L	1.0	0.12	1		05/12/16 00:02	10061-02-6	
Ethylbenzene	ND	ug/L	1.0	0.18	1		05/12/16 00:02	100-41-4	
2-Hexanone	ND	ug/L	10.0	1.2	1		05/12/16 00:02	591-78-6	
Methylene chloride	ND	ug/L	1.0	0.15	1		05/12/16 00:02	75-09-2	
4-Methyl-2-pentanone (MIBK)	ND	ug/L	10.0	0.42	1		05/12/16 00:02	108-10-1	
Styrene	ND	ug/L	1.0	0.12	1		05/12/16 00:02	100-42-5	M1
1,1,2,2-Tetrachloroethane	ND	ug/L	1.0	0.15	1		05/12/16 00:02	79-34-5	
Tetrachloroethene	ND	ug/L	1.0	0.10	1		05/12/16 00:02	127-18-4	
Toluene	ND	ug/L	1.0	0.17	1		05/12/16 00:02	108-88-3	
1,1,1-Trichloroethane	ND	ug/L	1.0	0.11	1		05/12/16 00:02	71-55-6	
1,1,2-Trichloroethane	ND	ug/L	1.0	0.20	1		05/12/16 00:02	79-00-5	
Trichloroethene	**4.4**	ug/L	1.0	0.17	1		05/12/16 00:02	79-01-6	
Vinyl chloride	**0.22J**	ug/L	1.0	0.13	1		05/12/16 00:02	75-01-4	
Xylene (Total)	ND	ug/L	3.0	0.42	1		05/12/16 00:02	1330-20-7	
Surrogates									
4-Bromofluorobenzene (S)	97	%	77-130		1		05/12/16 00:02	460-00-4	
1,2-Dichloroethane-d4 (S)	94	%	81-127		1		05/12/16 00:02	17060-07-0	
Toluene-d8 (S)	101	%	80-120		1		05/12/16 00:02	2037-26-5	
Preservation pH	**1.0**		0.10	0.10	1		05/12/16 00:02		

REPORT OF LABORATORY ANALYSIS

This report shall not be reproduced, except in full,
without the written consent of Pace Analytical Services, Inc..

Pace Analytical Services, Inc.
9608 Loiret Blvd.
Lenexa, KS 66219
(913)599-5665

ANALYTICAL RESULTS

Project: FORT SMITH, AR
Pace Project No.: 60218544

Sample: ITMW-6-201605 **Lab ID: 60218544005** Collected: 05/05/16 13:00 Received: 05/06/16 09:51 Matrix: Water

Parameters	Results	Units	Report Limit	MDL	DF	Prepared	Analyzed	CAS No.	Qual
2320B Alkalinity	Analytical Method: SM 2320B								
Alkalinity,Bicarbonate (CaCO3)	**117**	mg/L	20.0	2.0	1		05/16/16 10:19		
Alkalinity, Carbonate (CaCO3)	ND	mg/L	20.0	2.0	1		05/16/16 10:19		
Alkalinity, Total as CaCO3	**117**	mg/L	20.0	2.0	1		05/16/16 10:19		
Iron, Ferric (Calculation)	Analytical Method: SM 3500-Fe B#4								
Iron, Ferric	ND	mg/L	0.20		1		05/17/16 00:00	7439-89-6	
4500H+ pH, Electrometric	Analytical Method: SM 4500-H+B								
pH at 25 Degrees C	**6.1**	Std. Units	0.10	0.10	1		05/17/16 00:00		H6
4500S2D Sulfide, Total	Analytical Method: SM 4500-S-2 D								
Sulfide, Total	ND	mg/L	0.050	0.012	1		05/12/16 12:25	18496-25-8	
300.0 IC Anions 28 Days	Analytical Method: EPA 300.0								
Chloride	**126**	mg/L	10.0	5.0	10		05/12/16 13:31	16887-00-6	
Sulfate	**99.5**	mg/L	10.0	2.5	10		05/12/16 13:31	14808-79-8	
350.1 Ammonia	Analytical Method: EPA 350.1								
Nitrogen, Ammonia	ND	mg/L	0.10	0.046	1		05/09/16 19:43	7664-41-7	
353.2 Nitrogen, NO2/NO3 unpres	Analytical Method: EPA 353.2								
Nitrogen, Nitrate	**23.8**	mg/L	0.50	0.060	5		05/06/16 18:20		
Nitrogen, Nitrite	ND	mg/L	0.50	0.052	5		05/06/16 18:20		
Nitrogen, NO2 plus NO3	**23.8**	mg/L	0.50	0.060	5		05/06/16 18:20		
Total Carbon Dioxide Calc	Analytical Method: SM 4500-CO2 D								
Carbon Dioxide Calculation	**286**	mg/L	20.0	20.0	1		05/23/16 00:00		
5310C TOC	Analytical Method: SM 5310C								
Total Organic Carbon	**0.64J**	mg/L	1.0	0.054	1		05/20/16 11:15	7440-44-0	B,M1
SM4500P-E, Total Phosphorus	Analytical Method: SM 4500-P E Preparation Method: SM4500-P B								
Phosphate as P04	**0.091**	mg/L	0.030	0.010	1	05/17/16 07:22	05/17/16 12:34		

REPORT OF LABORATORY ANALYSIS

This report shall not be reproduced, except in full,
without the written consent of Pace Analytical Services, Inc..

Pace Analytical Services, Inc.
9608 Loiret Blvd.
Lenexa, KS 66219
(913)599-5665

ANALYTICAL RESULTS

Project: FORT SMITH, AR
Pace Project No.: 60218544

Sample: MW-84-201605 **Lab ID: 60218544006** Collected: 05/05/16 10:35 Received: 05/06/16 09:51 Matrix: Water

Parameters	Results	Units	Report Limit	MDL	DF	Prepared	Analyzed	CAS No.	Qual
Alcohol by Direct Inject GCFID	Analytical Method: EPA 8015 - Alcohol								
2-Chloroethanol	ND	ug/L	10000	1530	1		05/11/16 23:28	107-07-3	
6010 MET ICP	Analytical Method: EPA 6010 Preparation Method: EPA 3010								
Iron	**289**	ug/L	50.0	8.8	1	05/09/16 16:45	05/10/16 11:43	7439-89-6	
Manganese	**10.9**	ug/L	5.0	0.25	1	05/09/16 16:45	05/10/16 11:43	7439-96-5	
8260 MSV	Analytical Method: EPA 5030B/8260								
Acetone	**21.7**	ug/L	10.0	1.9	1		05/09/16 15:47	67-64-1	
Benzene	ND	ug/L	1.0	0.060	1		05/09/16 15:47	71-43-2	
Bromodichloromethane	ND	ug/L	1.0	0.19	1		05/09/16 15:47	75-27-4	
Bromoform	**9.1**	ug/L	1.0	0.070	1		05/09/16 15:47	75-25-2	
Bromomethane	**0.73J**	ug/L	5.0	0.16	1		05/09/16 15:47	74-83-9	
2-Butanone (MEK)	ND	ug/L	10.0	0.59	1		05/09/16 15:47	78-93-3	
Carbon disulfide	ND	ug/L	5.0	0.12	1		05/09/16 15:47	75-15-0	
Carbon tetrachloride	ND	ug/L	1.0	0.18	1		05/09/16 15:47	56-23-5	
Chlorobenzene	ND	ug/L	1.0	0.21	1		05/09/16 15:47	108-90-7	
Chloroethane	ND	ug/L	1.0	0.15	1		05/09/16 15:47	75-00-3	
Chloroform	**0.15J**	ug/L	1.0	0.14	1		05/09/16 15:47	67-66-3	
Chloromethane	**3.7**	ug/L	1.0	0.080	1		05/09/16 15:47	74-87-3	
Dibromochloromethane	**0.44J**	ug/L	1.0	0.21	1		05/09/16 15:47	124-48-1	
1,1-Dichloroethane	ND	ug/L	1.0	0.050	1		05/09/16 15:47	75-34-3	
1,2-Dichloroethane	ND	ug/L	1.0	0.12	1		05/09/16 15:47	107-06-2	
1,1-Dichloroethene	ND	ug/L	1.0	0.20	1		05/09/16 15:47	75-35-4	
cis-1,2-Dichloroethene	ND	ug/L	1.0	0.080	1		05/09/16 15:47	156-59-2	
trans-1,2-Dichloroethene	ND	ug/L	1.0	0.20	1		05/09/16 15:47	156-60-5	
1,2-Dichloropropane	ND	ug/L	1.0	0.16	1		05/09/16 15:47	78-87-5	
cis-1,3-Dichloropropene	ND	ug/L	1.0	0.14	1		05/09/16 15:47	10061-01-5	
trans-1,3-Dichloropropene	ND	ug/L	1.0	0.12	1		05/09/16 15:47	10061-02-6	
Ethylbenzene	ND	ug/L	1.0	0.18	1		05/09/16 15:47	100-41-4	
2-Hexanone	ND	ug/L	10.0	1.2	1		05/09/16 15:47	591-78-6	
Methylene chloride	ND	ug/L	1.0	0.15	1		05/09/16 15:47	75-09-2	
4-Methyl-2-pentanone (MIBK)	ND	ug/L	10.0	0.42	1		05/09/16 15:47	108-10-1	
Styrene	ND	ug/L	1.0	0.12	1		05/09/16 15:47	100-42-5	
1,1,2,2-Tetrachloroethane	ND	ug/L	1.0	0.15	1		05/09/16 15:47	79-34-5	
Tetrachloroethene	ND	ug/L	1.0	0.10	1		05/09/16 15:47	127-18-4	
Toluene	ND	ug/L	1.0	0.17	1		05/09/16 15:47	108-88-3	
1,1,1-Trichloroethane	ND	ug/L	1.0	0.11	1		05/09/16 15:47	71-55-6	
1,1,2-Trichloroethane	ND	ug/L	1.0	0.20	1		05/09/16 15:47	79-00-5	
Trichloroethene	**0.60J**	ug/L	1.0	0.17	1		05/09/16 15:47	79-01-6	
Vinyl chloride	ND	ug/L	1.0	0.13	1		05/09/16 15:47	75-01-4	
Xylene (Total)	ND	ug/L	3.0	0.42	1		05/09/16 15:47	1330-20-7	
Surrogates									
4-Bromofluorobenzene (S)	97	%	77-130		1		05/09/16 15:47	460-00-4	
1,2-Dichloroethane-d4 (S)	97	%	81-127		1		05/09/16 15:47	17060-07-0	
Toluene-d8 (S)	98	%	80-120		1		05/09/16 15:47	2037-26-5	
Preservation pH	**3.0**		0.10	0.10	1		05/09/16 15:47		

REPORT OF LABORATORY ANALYSIS

This report shall not be reproduced, except in full,
without the written consent of Pace Analytical Services, Inc..

Pace Analytical Services, Inc.
9608 Loiret Blvd.
Lenexa, KS 66219
(913)599-5665

ANALYTICAL RESULTS

Project: FORT SMITH, AR
Pace Project No.: 60218544

Sample: MW-84-201605 **Lab ID: 60218544006** Collected: 05/05/16 10:35 Received: 05/06/16 09:51 Matrix: Water

Parameters	Results	Units	Report Limit	MDL	DF	Prepared	Analyzed	CAS No.	Qual
2320B Alkalinity	Analytical Method: SM 2320B								
Alkalinity,Bicarbonate (CaCO3)	**68.0**	mg/L	20.0	2.0	1		05/16/16 10:25		
Alkalinity, Carbonate (CaCO3)	ND	mg/L	20.0	2.0	1		05/16/16 10:25		
Alkalinity, Total as CaCO3	**68.0**	mg/L	20.0	2.0	1		05/16/16 10:25		
Iron, Ferric (Calculation)	Analytical Method: SM 3500-Fe B#4								
Iron, Ferric	**0.29**	mg/L	0.20		1		05/17/16 00:00	7439-89-6	
4500H+ pH, Electrometric	Analytical Method: SM 4500-H+B								
pH at 25 Degrees C	**5.4**	Std. Units	0.10	0.10	1		05/17/16 00:00		H6
4500S2D Sulfide, Total	Analytical Method: SM 4500-S-2 D								
Sulfide, Total	ND	mg/L	0.050	0.012	1		05/12/16 12:25	18496-25-8	
300.0 IC Anions 28 Days	Analytical Method: EPA 300.0								
Chloride	**295**	mg/L	50.0	25.0	50		05/12/16 14:33	16887-00-6	
Sulfate	**2540**	mg/L	200	49.5	200		05/12/16 14:48	14808-79-8	
350.1 Ammonia	Analytical Method: EPA 350.1								
Nitrogen, Ammonia	**0.12**	mg/L	0.10	0.046	1		05/09/16 19:49	7664-41-7	
353.2 Nitrogen, NO2/NO3 unpres	Analytical Method: EPA 353.2								
Nitrogen, Nitrate	**2.5**	mg/L	0.10	0.012	1		05/06/16 17:45		
Nitrogen, Nitrite	ND	mg/L	0.10	0.010	1		05/06/16 17:45		
Nitrogen, NO2 plus NO3	**2.5**	mg/L	0.10	0.012	1		05/06/16 17:45		
Total Carbon Dioxide Calc	Analytical Method: SM 4500-CO2 D								
Carbon Dioxide Calculation	**640**	mg/L	20.0	20.0	1		05/23/16 00:00		
5310C TOC	Analytical Method: SM 5310C								
Total Organic Carbon	**0.43J**	mg/L	1.0	0.054	1		05/12/16 19:43	7440-44-0	B
SM4500P-E, Total Phosphorus	Analytical Method: SM 4500-P E Preparation Method: SM4500-P B								
Phosphate as P04	**0.48**	mg/L	0.030	0.010	1	05/17/16 07:22	05/17/16 12:34		

REPORT OF LABORATORY ANALYSIS

This report shall not be reproduced, except in full,
without the written consent of Pace Analytical Services, Inc..

Pace Analytical Services, Inc.
9608 Loiret Blvd.
Lenexa, KS 66219
(913)599-5665

ANALYTICAL RESULTS

Project: FORT SMITH, AR
Pace Project No.: 60218544

Sample: MW-38-201605 **Lab ID: 60218544007** Collected: 05/05/16 14:40 Received: 05/06/16 09:51 Matrix: Water

Parameters	Results	Units	Report Limit	MDL	DF	Prepared	Analyzed	CAS No.	Qual
Alcohol by Direct Inject GCFID	Analytical Method: EPA 8015 - Alcohol								
2-Chloroethanol	ND	ug/L	10000	1530	1		05/11/16 23:39	107-07-3	
6010 MET ICP	Analytical Method: EPA 6010 Preparation Method: EPA 3010								
Iron	**986**	ug/L	50.0	8.8	1	05/09/16 16:45	05/10/16 11:46	7439-89-6	
Manganese	**2180**	ug/L	5.0	0.25	1	05/09/16 16:45	05/10/16 11:46	7439-96-5	
8260 MSV	Analytical Method: EPA 5030B/8260								
Acetone	**26.7**	ug/L	10.0	1.9	1		05/12/16 16:05	67-64-1	
Benzene	**0.28J**	ug/L	1.0	0.060	1		05/12/16 16:05	71-43-2	
Bromodichloromethane	ND	ug/L	1.0	0.19	1		05/12/16 16:05	75-27-4	
Bromoform	ND	ug/L	1.0	0.070	1		05/12/16 16:05	75-25-2	
Bromomethane	ND	ug/L	5.0	0.16	1		05/12/16 16:05	74-83-9	
2-Butanone (MEK)	ND	ug/L	10.0	0.59	1		05/12/16 16:05	78-93-3	
Carbon disulfide	ND	ug/L	5.0	0.12	1		05/12/16 16:05	75-15-0	
Carbon tetrachloride	ND	ug/L	1.0	0.18	1		05/12/16 16:05	56-23-5	
Chlorobenzene	ND	ug/L	1.0	0.21	1		05/12/16 16:05	108-90-7	
Chloroethane	ND	ug/L	1.0	0.15	1		05/12/16 16:05	75-00-3	
Chloroform	**0.67J**	ug/L	1.0	0.14	1		05/12/16 16:05	67-66-3	
Chloromethane	**2.2**	ug/L	1.0	0.080	1		05/12/16 16:05	74-87-3	B
Dibromochloromethane	ND	ug/L	1.0	0.21	1		05/12/16 16:05	124-48-1	
1,1-Dichloroethane	ND	ug/L	1.0	0.050	1		05/12/16 16:05	75-34-3	
1,2-Dichloroethane	ND	ug/L	1.0	0.12	1		05/12/16 16:05	107-06-2	
1,1-Dichloroethene	**14.2**	ug/L	1.0	0.20	1		05/12/16 16:05	75-35-4	
cis-1,2-Dichloroethene	**950**	ug/L	50.0	4.0	50		05/12/16 13:05	156-59-2	
trans-1,2-Dichloroethene	**11.8**	ug/L	1.0	0.20	1		05/12/16 16:05	156-60-5	L1
1,2-Dichloropropane	ND	ug/L	1.0	0.16	1		05/12/16 16:05	78-87-5	
cis-1,3-Dichloropropene	ND	ug/L	1.0	0.14	1		05/12/16 16:05	10061-01-5	
trans-1,3-Dichloropropene	ND	ug/L	1.0	0.12	1		05/12/16 16:05	10061-02-6	
Ethylbenzene	ND	ug/L	1.0	0.18	1		05/12/16 16:05	100-41-4	
2-Hexanone	ND	ug/L	10.0	1.2	1		05/12/16 16:05	591-78-6	
Methylene chloride	ND	ug/L	1.0	0.15	1		05/12/16 16:05	75-09-2	
4-Methyl-2-pentanone (MIBK)	ND	ug/L	10.0	0.42	1		05/12/16 16:05	108-10-1	
Styrene	ND	ug/L	1.0	0.12	1		05/12/16 16:05	100-42-5	
1,1,2,2-Tetrachloroethane	ND	ug/L	1.0	0.15	1		05/12/16 16:05	79-34-5	
Tetrachloroethene	**0.93J**	ug/L	1.0	0.10	1		05/12/16 16:05	127-18-4	
Toluene	ND	ug/L	1.0	0.17	1		05/12/16 16:05	108-88-3	
1,1,1-Trichloroethane	ND	ug/L	1.0	0.11	1		05/12/16 16:05	71-55-6	
1,1,2-Trichloroethane	ND	ug/L	1.0	0.20	1		05/12/16 16:05	79-00-5	
Trichloroethene	**3040**	ug/L	50.0	8.5	50		05/12/16 13:05	79-01-6	
Vinyl chloride	**18.1**	ug/L	1.0	0.13	1		05/12/16 16:05	75-01-4	
Xylene (Total)	ND	ug/L	3.0	0.42	1		05/12/16 16:05	1330-20-7	
Surrogates									
4-Bromofluorobenzene (S)	100	%	77-130		1		05/12/16 16:05	460-00-4	
1,2-Dichloroethane-d4 (S)	101	%	81-127		1		05/12/16 16:05	17060-07-0	
Toluene-d8 (S)	99	%	80-120		1		05/12/16 16:05	2037-26-5	
Preservation pH	**1.0**		0.10	0.10	1		05/12/16 16:05		

REPORT OF LABORATORY ANALYSIS

This report shall not be reproduced, except in full,
without the written consent of Pace Analytical Services, Inc..

Pace Analytical Services, Inc.
9608 Loiret Blvd.
Lenexa, KS 66219
(913)599-5665

ANALYTICAL RESULTS

Project: FORT SMITH, AR
Pace Project No.: 60218544

Sample: MW-38-201605 **Lab ID: 60218544007** Collected: 05/05/16 14:40 Received: 05/06/16 09:51 Matrix: Water

Parameters	Results	Units	Report Limit	MDL	DF	Prepared	Analyzed	CAS No.	Qual
2320B Alkalinity	Analytical Method: SM 2320B								
Alkalinity,Bicarbonate (CaCO3)	**209**	mg/L	20.0	2.0	1		05/16/16 10:39		
Alkalinity, Carbonate (CaCO3)	ND	mg/L	20.0	2.0	1		05/16/16 10:39		
Alkalinity, Total as CaCO3	**209**	mg/L	20.0	2.0	1		05/16/16 10:39		
Iron, Ferric (Calculation)	Analytical Method: SM 3500-Fe B#4								
Iron, Ferric	**0.99**	mg/L	0.20		1		05/17/16 00:00	7439-89-6	
4500H+ pH, Electrometric	Analytical Method: SM 4500-H+B								
pH at 25 Degrees C	**7.5**	Std. Units	0.10	0.10	1		05/17/16 00:00		H6
4500S2D Sulfide, Total	Analytical Method: SM 4500-S-2 D								
Sulfide, Total	ND	mg/L	0.050	0.012	1		05/12/16 12:26	18496-25-8	
300.0 IC Anions 28 Days	Analytical Method: EPA 300.0								
Chloride	**23.2**	mg/L	2.0	1.0	2		05/12/16 15:04	16887-00-6	
Sulfate	**42.8**	mg/L	5.0	1.2	5		05/12/16 15:19	14808-79-8	
350.1 Ammonia	Analytical Method: EPA 350.1								
Nitrogen, Ammonia	**0.069J**	mg/L	0.10	0.046	1		05/09/16 19:51	7664-41-7	
353.2 Nitrogen, NO2/NO3 unpres	Analytical Method: EPA 353.2								
Nitrogen, Nitrate	ND	mg/L	0.10	0.012	1		05/06/16 18:09		
Nitrogen, Nitrite	ND	mg/L	0.10	0.010	1		05/06/16 18:09		
Nitrogen, NO2 plus NO3	ND	mg/L	0.10	0.012	1		05/06/16 18:09		
Total Carbon Dioxide Calc	Analytical Method: SM 4500-CO2 D								
Carbon Dioxide Calculation	**199**	mg/L	20.0	20.0	1		05/23/16 00:00		
5310C TOC	Analytical Method: SM 5310C								
Total Organic Carbon	**1.6**	mg/L	1.0	0.054	1		05/12/16 19:56	7440-44-0	B
SM4500P-E, Total Phosphorus	Analytical Method: SM 4500-P E Preparation Method: SM4500-P B								
Phosphate as P04	**0.16**	mg/L	0.030	0.010	1	05/17/16 07:22	05/17/16 12:35		

REPORT OF LABORATORY ANALYSIS

This report shall not be reproduced, except in full,
without the written consent of Pace Analytical Services, Inc..

Pace Analytical Services, Inc.
9608 Loiret Blvd.
Lenexa, KS 66219
(913)599-5665

ANALYTICAL RESULTS

Project: FORT SMITH, AR
Pace Project No.: 60218544

Sample: ITMW-11-201605 **Lab ID: 60218544008** Collected: 05/05/16 12:00 Received: 05/06/16 09:51 Matrix: Water

Parameters	Results	Units	Report Limit	MDL	DF	Prepared	Analyzed	CAS No.	Qual
Alcohol by Direct Inject GCFID	Analytical Method: EPA 8015 - Alcohol								
2-Chloroethanol	ND	ug/L	10000	1530	1		05/11/16 23:51	107-07-3	
6010 MET ICP	Analytical Method: EPA 6010 Preparation Method: EPA 3010								
Iron	**155**	ug/L	50.0	8.8	1	05/09/16 16:45	05/10/16 11:48	7439-89-6	
Manganese	**52.6**	ug/L	5.0	0.25	1	05/09/16 16:45	05/10/16 11:48	7439-96-5	
8260 MSV	Analytical Method: EPA 5030B/8260								
Acetone	ND	ug/L	10.0	1.9	1		05/12/16 11:10	67-64-1	
Benzene	ND	ug/L	1.0	0.060	1		05/12/16 11:10	71-43-2	
Bromodichloromethane	ND	ug/L	1.0	0.19	1		05/12/16 11:10	75-27-4	
Bromoform	ND	ug/L	1.0	0.070	1		05/12/16 11:10	75-25-2	
Bromomethane	ND	ug/L	5.0	0.16	1		05/12/16 11:10	74-83-9	
2-Butanone (MEK)	ND	ug/L	10.0	0.59	1		05/12/16 11:10	78-93-3	
Carbon disulfide	ND	ug/L	5.0	0.12	1		05/12/16 11:10	75-15-0	
Carbon tetrachloride	ND	ug/L	1.0	0.18	1		05/12/16 11:10	56-23-5	
Chlorobenzene	ND	ug/L	1.0	0.21	1		05/12/16 11:10	108-90-7	
Chloroethane	ND	ug/L	1.0	0.15	1		05/12/16 11:10	75-00-3	
Chloroform	**1.4**	ug/L	1.0	0.14	1		05/12/16 11:10	67-66-3	
Chloromethane	ND	ug/L	1.0	0.080	1		05/12/16 11:10	74-87-3	
Dibromochloromethane	ND	ug/L	1.0	0.21	1		05/12/16 11:10	124-48-1	
1,1-Dichloroethane	**1.2**	ug/L	1.0	0.050	1		05/12/16 11:10	75-34-3	
1,2-Dichloroethane	ND	ug/L	1.0	0.12	1		05/12/16 11:10	107-06-2	
1,1-Dichloroethene	**1.9**	ug/L	1.0	0.20	1		05/12/16 11:10	75-35-4	
cis-1,2-Dichloroethene	**173**	ug/L	1.0	0.080	1		05/12/16 11:10	156-59-2	
trans-1,2-Dichloroethene	**2.2**	ug/L	1.0	0.20	1		05/12/16 11:10	156-60-5	
1,2-Dichloropropane	ND	ug/L	1.0	0.16	1		05/12/16 11:10	78-87-5	
cis-1,3-Dichloropropene	ND	ug/L	1.0	0.14	1		05/12/16 11:10	10061-01-5	
trans-1,3-Dichloropropene	ND	ug/L	1.0	0.12	1		05/12/16 11:10	10061-02-6	
Ethylbenzene	ND	ug/L	1.0	0.18	1		05/12/16 11:10	100-41-4	
2-Hexanone	ND	ug/L	10.0	1.2	1		05/12/16 11:10	591-78-6	
Methylene chloride	**2.3**	ug/L	1.0	0.15	1		05/12/16 11:10	75-09-2	
4-Methyl-2-pentanone (MIBK)	ND	ug/L	10.0	0.42	1		05/12/16 11:10	108-10-1	
Styrene	ND	ug/L	1.0	0.12	1		05/12/16 11:10	100-42-5	
1,1,2,2-Tetrachloroethane	ND	ug/L	1.0	0.15	1		05/12/16 11:10	79-34-5	
Tetrachloroethene	**2.3**	ug/L	1.0	0.10	1		05/12/16 11:10	127-18-4	
Toluene	**0.26J**	ug/L	1.0	0.17	1		05/12/16 11:10	108-88-3	
1,1,1-Trichloroethane	ND	ug/L	1.0	0.11	1		05/12/16 11:10	71-55-6	
1,1,2-Trichloroethane	ND	ug/L	1.0	0.20	1		05/12/16 11:10	79-00-5	
Trichloroethene	**4630**	ug/L	50.0	8.5	50		05/13/16 18:33	79-01-6	
Vinyl chloride	**11.2**	ug/L	1.0	0.13	1		05/12/16 11:10	75-01-4	
Xylene (Total)	ND	ug/L	3.0	0.42	1		05/12/16 11:10	1330-20-7	
Surrogates									
4-Bromofluorobenzene (S)	98	%	77-130		1		05/12/16 11:10	460-00-4	
1,2-Dichloroethane-d4 (S)	99	%	81-127		1		05/12/16 11:10	17060-07-0	
Toluene-d8 (S)	101	%	80-120		1		05/12/16 11:10	2037-26-5	
Preservation pH	**1.0**		0.10	0.10	1		05/12/16 11:10		

REPORT OF LABORATORY ANALYSIS

This report shall not be reproduced, except in full,
without the written consent of Pace Analytical Services, Inc..

Pace Analytical Services, Inc.
9608 Loiret Blvd.
Lenexa, KS 66219
(913)599-5665

ANALYTICAL RESULTS

Project: FORT SMITH, AR
Pace Project No.: 60218544

Sample: ITMW-11-201605 **Lab ID: 60218544008** Collected: 05/05/16 12:00 Received: 05/06/16 09:51 Matrix: Water

Parameters	Results	Units	Report Limit	MDL	DF	Prepared	Analyzed	CAS No.	Qual
2320B Alkalinity	Analytical Method: SM 2320B								
Alkalinity,Bicarbonate (CaCO3)	**98.3**	mg/L	20.0	2.0	1		05/16/16 10:43		
Alkalinity, Carbonate (CaCO3)	ND	mg/L	20.0	2.0	1		05/16/16 10:43		
Alkalinity, Total as CaCO3	**98.3**	mg/L	20.0	2.0	1		05/16/16 10:43		
Iron, Ferric (Calculation)	Analytical Method: SM 3500-Fe B#4								
Iron, Ferric	ND	mg/L	0.20		1		05/17/16 00:00	7439-89-6	
4500H+ pH, Electrometric	Analytical Method: SM 4500-H+B								
pH at 25 Degrees C	**6.5**	Std. Units	0.10	0.10	1		05/17/16 00:00		H6
4500S2D Sulfide, Total	Analytical Method: SM 4500-S-2 D								
Sulfide, Total	ND	mg/L	0.050	0.012	1		05/12/16 12:26	18496-25-8	
300.0 IC Anions 28 Days	Analytical Method: EPA 300.0								
Chloride	**8.0**	mg/L	1.0	0.50	1		05/12/16 15:35	16887-00-6	
Sulfate	**36.5**	mg/L	5.0	1.2	5		05/12/16 15:50	14808-79-8	
350.1 Ammonia	Analytical Method: EPA 350.1								
Nitrogen, Ammonia	**0.056J**	mg/L	0.10	0.046	1		05/09/16 19:52	7664-41-7	
353.2 Nitrogen, NO2/NO3 unpres	Analytical Method: EPA 353.2								
Nitrogen, Nitrate	**0.080J**	mg/L	0.10	0.012	1		05/06/16 17:53		
Nitrogen, Nitrite	ND	mg/L	0.10	0.010	1		05/06/16 17:53		
Nitrogen, NO2 plus NO3	**0.080J**	mg/L	0.10	0.012	1		05/06/16 17:53		
Total Carbon Dioxide Calc	Analytical Method: SM 4500-CO2 D								
Carbon Dioxide Calculation	**143**	mg/L	20.0	20.0	1		05/23/16 00:00		
5310C TOC	Analytical Method: SM 5310C								
Total Organic Carbon	**0.68J**	mg/L	1.0	0.054	1		05/12/16 20:09	7440-44-0	B
SM4500P-E, Total Phosphorus	Analytical Method: SM 4500-P E Preparation Method: SM4500-P B								
Phosphate as P04	**0.21**	mg/L	0.030	0.010	1	05/17/16 07:22	05/17/16 12:35		

REPORT OF LABORATORY ANALYSIS

This report shall not be reproduced, except in full,
without the written consent of Pace Analytical Services, Inc..

Pace Analytical Services, Inc.
9608 Loiret Blvd.
Lenexa, KS 66219
(913)599-5665

ANALYTICAL RESULTS

Project: FORT SMITH, AR
Pace Project No.: 60218544

Sample: ITMW-12-201605 **Lab ID: 60218544009** Collected: 05/05/16 15:00 Received: 05/06/16 09:51 Matrix: Water

Parameters	Results	Units	Report Limit	MDL	DF	Prepared	Analyzed	CAS No.	Qual
Alcohol by Direct Inject GCFID	Analytical Method: EPA 8015 - Alcohol								
2-Chloroethanol	ND	ug/L	10000	1530	1		05/12/16 00:02	107-07-3	
6010 MET ICP	Analytical Method: EPA 6010 Preparation Method: EPA 3010								
Iron	**60.9**	ug/L	50.0	8.8	1	05/09/16 16:45	05/10/16 11:50	7439-89-6	
Manganese	**24.1**	ug/L	5.0	0.25	1	05/09/16 16:45	05/10/16 11:50	7439-96-5	
8260 MSV	Analytical Method: EPA 5030B/8260								
Acetone	ND	ug/L	10.0	1.9	1		05/12/16 11:38	67-64-1	
Benzene	ND	ug/L	1.0	0.060	1		05/12/16 11:38	71-43-2	
Bromodichloromethane	ND	ug/L	1.0	0.19	1		05/12/16 11:38	75-27-4	
Bromoform	ND	ug/L	1.0	0.070	1		05/12/16 11:38	75-25-2	
Bromomethane	ND	ug/L	5.0	0.16	1		05/12/16 11:38	74-83-9	
2-Butanone (MEK)	ND	ug/L	10.0	0.59	1		05/12/16 11:38	78-93-3	
Carbon disulfide	ND	ug/L	5.0	0.12	1		05/12/16 11:38	75-15-0	
Carbon tetrachloride	ND	ug/L	1.0	0.18	1		05/12/16 11:38	56-23-5	
Chlorobenzene	ND	ug/L	1.0	0.21	1		05/12/16 11:38	108-90-7	
Chloroethane	ND	ug/L	1.0	0.15	1		05/12/16 11:38	75-00-3	
Chloroform	**0.46J**	ug/L	1.0	0.14	1		05/12/16 11:38	67-66-3	
Chloromethane	ND	ug/L	1.0	0.080	1		05/12/16 11:38	74-87-3	
Dibromochloromethane	ND	ug/L	1.0	0.21	1		05/12/16 11:38	124-48-1	
1,1-Dichloroethane	**0.25J**	ug/L	1.0	0.050	1		05/12/16 11:38	75-34-3	
1,2-Dichloroethane	ND	ug/L	1.0	0.12	1		05/12/16 11:38	107-06-2	
1,1-Dichloroethene	ND	ug/L	1.0	0.20	1		05/12/16 11:38	75-35-4	
cis-1,2-Dichloroethene	**78.9**	ug/L	1.0	0.080	1		05/12/16 11:38	156-59-2	
trans-1,2-Dichloroethene	**12.1**	ug/L	1.0	0.20	1		05/12/16 11:38	156-60-5	
1,2-Dichloropropane	ND	ug/L	1.0	0.16	1		05/12/16 11:38	78-87-5	
cis-1,3-Dichloropropene	ND	ug/L	1.0	0.14	1		05/12/16 11:38	10061-01-5	
trans-1,3-Dichloropropene	ND	ug/L	1.0	0.12	1		05/12/16 11:38	10061-02-6	
Ethylbenzene	ND	ug/L	1.0	0.18	1		05/12/16 11:38	100-41-4	
2-Hexanone	ND	ug/L	10.0	1.2	1		05/12/16 11:38	591-78-6	
Methylene chloride	ND	ug/L	1.0	0.15	1		05/12/16 11:38	75-09-2	
4-Methyl-2-pentanone (MIBK)	ND	ug/L	10.0	0.42	1		05/12/16 11:38	108-10-1	
Styrene	ND	ug/L	1.0	0.12	1		05/12/16 11:38	100-42-5	
1,1,2,2-Tetrachloroethane	**0.88J**	ug/L	1.0	0.15	1		05/12/16 11:38	79-34-5	
Tetrachloroethene	**0.38J**	ug/L	1.0	0.10	1		05/12/16 11:38	127-18-4	
Toluene	ND	ug/L	1.0	0.17	1		05/12/16 11:38	108-88-3	
1,1,1-Trichloroethane	ND	ug/L	1.0	0.11	1		05/12/16 11:38	71-55-6	
1,1,2-Trichloroethane	ND	ug/L	1.0	0.20	1		05/12/16 11:38	79-00-5	
Trichloroethene	**675**	ug/L	10.0	1.7	10		05/12/16 11:53	79-01-6	
Vinyl chloride	ND	ug/L	1.0	0.13	1		05/12/16 11:38	75-01-4	
Xylene (Total)	ND	ug/L	3.0	0.42	1		05/12/16 11:38	1330-20-7	
Surrogates									
4-Bromofluorobenzene (S)	102	%	77-130		1		05/12/16 11:38	460-00-4	
1,2-Dichloroethane-d4 (S)	109	%	81-127		1		05/12/16 11:38	17060-07-0	
Toluene-d8 (S)	100	%	80-120		1		05/12/16 11:38	2037-26-5	
Preservation pH	**1.0**		0.10	0.10	1		05/12/16 11:38		

REPORT OF LABORATORY ANALYSIS

This report shall not be reproduced, except in full,
without the written consent of Pace Analytical Services, Inc..

Pace Analytical Services, Inc.
9608 Loiret Blvd.
Lenexa, KS 66219
(913)599-5665

ANALYTICAL RESULTS

Project: FORT SMITH, AR
Pace Project No.: 60218544

Sample: ITMW-12-201605 **Lab ID: 60218544009** Collected: 05/05/16 15:00 Received: 05/06/16 09:51 Matrix: Water

Parameters	Results	Units	Report Limit	MDL	DF	Prepared	Analyzed	CAS No.	Qual
2320B Alkalinity	Analytical Method: SM 2320B								
Alkalinity,Bicarbonate (CaCO3)	**67.7**	mg/L	20.0	2.0	1		05/16/16 10:46		
Alkalinity, Carbonate (CaCO3)	ND	mg/L	20.0	2.0	1		05/16/16 10:46		
Alkalinity, Total as CaCO3	**67.7**	mg/L	20.0	2.0	1		05/16/16 10:46		
Iron, Ferric (Calculation)	Analytical Method: SM 3500-Fe B#4								
Iron, Ferric	ND	mg/L	0.20		1		05/17/16 00:00	7439-89-6	
4500H+ pH, Electrometric	Analytical Method: SM 4500-H+B								
pH at 25 Degrees C	**6.1**	Std. Units	0.10	0.10	1		05/17/16 00:00		H6
4500S2D Sulfide, Total	Analytical Method: SM 4500-S-2 D								
Sulfide, Total	ND	mg/L	0.050	0.012	1		05/12/16 12:27	18496-25-8	
300.0 IC Anions 28 Days	Analytical Method: EPA 300.0								
Chloride	**11.6**	mg/L	1.0	0.50	1		05/12/16 16:05	16887-00-6	
Sulfate	**128**	mg/L	10.0	2.5	10		05/12/16 16:21	14808-79-8	
350.1 Ammonia	Analytical Method: EPA 350.1								
Nitrogen, Ammonia	ND	mg/L	0.10	0.046	1		05/09/16 19:53	7664-41-7	
353.2 Nitrogen, NO2/NO3 unpres	Analytical Method: EPA 353.2								
Nitrogen, Nitrate	**0.11**	mg/L	0.10	0.012	1		05/06/16 18:12		
Nitrogen, Nitrite	ND	mg/L	0.10	0.010	1		05/06/16 18:12		
Nitrogen, NO2 plus NO3	**0.11**	mg/L	0.10	0.012	1		05/06/16 18:12		
Total Carbon Dioxide Calc	Analytical Method: SM 4500-CO2 D								
Carbon Dioxide Calculation	**165**	mg/L	20.0	20.0	1		05/23/16 00:00		
5310C TOC	Analytical Method: SM 5310C								
Total Organic Carbon	**0.62J**	mg/L	1.0	0.054	1		05/12/16 20:21	7440-44-0	B
SM4500P-E, Total Phosphorus	Analytical Method: SM 4500-P E Preparation Method: SM4500-P B								
Phosphate as P04	**0.095**	mg/L	0.030	0.010	1	05/17/16 07:22	05/17/16 12:35		M1,R1

REPORT OF LABORATORY ANALYSIS

This report shall not be reproduced, except in full,
without the written consent of Pace Analytical Services, Inc..

Pace Analytical Services, Inc.
9608 Loiret Blvd.
Lenexa, KS 66219
(913)599-5665

ANALYTICAL RESULTS

Project: FORT SMITH, AR
Pace Project No.: 60218544

Sample: MW-86-201605 **Lab ID: 60218544010** Collected: 05/05/16 14:15 Received: 05/06/16 09:51 Matrix: Water

Parameters	Results	Units	Report Limit	MDL	DF	Prepared	Analyzed	CAS No.	Qual
Alcohol by Direct Inject GCFID	Analytical Method: EPA 8015 - Alcohol								
2-Chloroethanol	ND	ug/L	10000	1530	1		05/12/16 00:13	107-07-3	
6010 MET ICP	Analytical Method: EPA 6010 Preparation Method: EPA 3010								
Iron	**1450**	ug/L	50.0	8.8	1	05/09/16 16:45	05/10/16 11:52	7439-89-6	
Manganese	**1350**	ug/L	5.0	0.25	1	05/09/16 16:45	05/10/16 11:52	7439-96-5	
8260 MSV	Analytical Method: EPA 5030B/8260								
Acetone	**172**	ug/L	10.0	1.9	1		05/10/16 13:14	67-64-1	
Benzene	**0.40J**	ug/L	1.0	0.060	1		05/10/16 13:14	71-43-2	
Bromodichloromethane	**2.9**	ug/L	1.0	0.19	1		05/10/16 13:14	75-27-4	
Bromoform	**2.9**	ug/L	1.0	0.070	1		05/10/16 13:14	75-25-2	
Bromomethane	**1.5J**	ug/L	5.0	0.16	1		05/10/16 13:14	74-83-9	B
2-Butanone (MEK)	**25.1**	ug/L	10.0	0.59	1		05/10/16 13:14	78-93-3	
Carbon disulfide	**6.2**	ug/L	5.0	0.12	1		05/10/16 13:14	75-15-0	
Carbon tetrachloride	**2.5**	ug/L	1.0	0.18	1		05/10/16 13:14	56-23-5	
Chlorobenzene	ND	ug/L	1.0	0.21	1		05/10/16 13:14	108-90-7	
Chloroethane	**2.7**	ug/L	1.0	0.15	1		05/10/16 13:14	75-00-3	
Chloroform	**44.6**	ug/L	1.0	0.14	1		05/10/16 13:14	67-66-3	
Chloromethane	**7.4**	ug/L	1.0	0.080	1		05/10/16 13:14	74-87-3	
Dibromochloromethane	**0.53J**	ug/L	1.0	0.21	1		05/10/16 13:14	124-48-1	
1,1-Dichloroethane	**6.4**	ug/L	1.0	0.050	1		05/10/16 13:14	75-34-3	
1,2-Dichloroethane	**0.59J**	ug/L	1.0	0.12	1		05/10/16 13:14	107-06-2	
1,1-Dichloroethene	**27.8**	ug/L	1.0	0.20	1		05/10/16 13:14	75-35-4	
cis-1,2-Dichloroethene	**348J**	ug/L	1000	80.0	1000		05/09/16 16:45	156-59-2	
trans-1,2-Dichloroethene	**57.2**	ug/L	1.0	0.20	1		05/10/16 13:14	156-60-5	
1,2-Dichloropropane	ND	ug/L	1.0	0.16	1		05/10/16 13:14	78-87-5	
cis-1,3-Dichloropropene	ND	ug/L	1.0	0.14	1		05/10/16 13:14	10061-01-5	
trans-1,3-Dichloropropene	ND	ug/L	1.0	0.12	1		05/10/16 13:14	10061-02-6	
Ethylbenzene	ND	ug/L	1.0	0.18	1		05/10/16 13:14	100-41-4	
2-Hexanone	**4.1J**	ug/L	10.0	1.2	1		05/10/16 13:14	591-78-6	
Methylene chloride	**14.9**	ug/L	1.0	0.15	1		05/10/16 13:14	75-09-2	
4-Methyl-2-pentanone (MIBK)	**1.3J**	ug/L	10.0	0.42	1		05/10/16 13:14	108-10-1	
Styrene	ND	ug/L	1.0	0.12	1		05/10/16 13:14	100-42-5	
1,1,2,2-Tetrachloroethane	**206J**	ug/L	1000	150	1000		05/09/16 16:45	79-34-5	
Tetrachloroethene	**40.1**	ug/L	1.0	0.10	1		05/10/16 13:14	127-18-4	
Toluene	**3.1**	ug/L	1.0	0.17	1		05/10/16 13:14	108-88-3	
1,1,1-Trichloroethane	**362J**	ug/L	1000	110	1000		05/09/16 16:45	71-55-6	
1,1,2-Trichloroethane	**5.9**	ug/L	1.0	0.20	1		05/10/16 13:14	79-00-5	
Trichloroethene	**64900**	ug/L	1000	170	1000		05/09/16 16:45	79-01-6	
Vinyl chloride	**35.7**	ug/L	1.0	0.13	1		05/10/16 13:14	75-01-4	
Xylene (Total)	ND	ug/L	3.0	0.42	1		05/10/16 13:14	1330-20-7	
Surrogates									
4-Bromofluorobenzene (S)	112	%	77-130		1		05/10/16 13:14	460-00-4	
1,2-Dichloroethane-d4 (S)	94	%	81-127		1		05/10/16 13:14	17060-07-0	
Toluene-d8 (S)	111	%	80-120		1		05/10/16 13:14	2037-26-5	
Preservation pH	**7.0**		0.10	0.10	1		05/10/16 13:14		

REPORT OF LABORATORY ANALYSIS

This report shall not be reproduced, except in full,
without the written consent of Pace Analytical Services, Inc..

Pace Analytical Services, Inc.
9608 Loiret Blvd.
Lenexa, KS 66219
(913)599-5665

ANALYTICAL RESULTS

Project: FORT SMITH, AR
Pace Project No.: 60218544

Sample: MW-86-201605 **Lab ID: 60218544010** Collected: 05/05/16 14:15 Received: 05/06/16 09:51 Matrix: Water

Parameters	Results	Units	Report Limit	MDL	DF	Prepared	Analyzed	CAS No.	Qual
2320B Alkalinity	Analytical Method: SM 2320B								
Alkalinity,Bicarbonate (CaCO3)	**259**	mg/L	20.0	2.0	1		05/16/16 10:51		
Alkalinity, Carbonate (CaCO3)	ND	mg/L	20.0	2.0	1		05/16/16 10:51		
Alkalinity, Total as CaCO3	**259**	mg/L	20.0	2.0	1		05/16/16 10:51		
Iron, Ferric (Calculation)	Analytical Method: SM 3500-Fe B#4								
Iron, Ferric	**1.4**	mg/L	0.20		1		05/17/16 00:00	7439-89-6	
4500H+ pH, Electrometric	Analytical Method: SM 4500-H+B								
pH at 25 Degrees C	**6.0**	Std. Units	0.10	0.10	1		05/17/16 00:00		H6
4500S2D Sulfide, Total	Analytical Method: SM 4500-S-2 D								
Sulfide, Total	ND	mg/L	0.050	0.012	1		05/12/16 12:29	18496-25-8	
300.0 IC Anions 28 Days	Analytical Method: EPA 300.0								
Chloride	**616**	mg/L	50.0	25.0	50		05/12/16 16:36	16887-00-6	
Sulfate	**2990**	mg/L	500	124	500		05/12/16 17:22	14808-79-8	
350.1 Ammonia	Analytical Method: EPA 350.1								
Nitrogen, Ammonia	**2.4**	mg/L	0.10	0.046	1		05/09/16 19:55	7664-41-7	
353.2 Nitrogen, NO2/NO3 unpres	Analytical Method: EPA 353.2								
Nitrogen, Nitrate	**1.9**	mg/L	0.10	0.012	1		05/06/16 18:08		
Nitrogen, Nitrite	**0.20**	mg/L	0.10	0.010	1		05/06/16 18:08		
Nitrogen, NO2 plus NO3	**2.1**	mg/L	0.10	0.012	1		05/06/16 18:08		
Total Carbon Dioxide Calc	Analytical Method: SM 4500-CO2 D								
Carbon Dioxide Calculation	**759**	mg/L	20.0	20.0	1		05/23/16 00:00		
5310C TOC	Analytical Method: SM 5310C								
Total Organic Carbon	**6.7**	mg/L	1.0	0.054	1		05/16/16 11:24	7440-44-0	
SM4500P-E, Total Phosphorus	Analytical Method: SM 4500-P E Preparation Method: SM4500-P B								
Phosphate as P04	**0.091**	mg/L	0.030	0.010	1	05/17/16 07:22	05/17/16 12:36		

REPORT OF LABORATORY ANALYSIS

This report shall not be reproduced, except in full,
without the written consent of Pace Analytical Services, Inc..

Pace Analytical Services, Inc.
9608 Loiret Blvd.
Lenexa, KS 66219
(913)599-5665

ANALYTICAL RESULTS

Project: FORT SMITH, AR
Pace Project No.: 60218544

Sample: ITMW-4-201605 **Lab ID: 60218544011** Collected: 05/05/16 12:02 Received: 05/06/16 09:51 Matrix: Water

Parameters	Results	Units	Report Limit	MDL	DF	Prepared	Analyzed	CAS No.	Qual
Alcohol by Direct Inject GCFID	Analytical Method: EPA 8015 - Alcohol								
2-Chloroethanol	ND	ug/L	10000	1530	1		05/12/16 00:24	107-07-3	
6010 MET ICP	Analytical Method: EPA 6010 Preparation Method: EPA 3010								
Iron	**2870**	ug/L	50.0	8.8	1	05/09/16 16:45	05/10/16 11:54	7439-89-6	
Manganese	**3340**	ug/L	5.0	0.25	1	05/09/16 16:45	05/10/16 11:54	7439-96-5	
8260 MSV	Analytical Method: EPA 5030B/8260								
Acetone	ND	ug/L	10.0	1.9	1		05/12/16 09:01	67-64-1	
Benzene	ND	ug/L	1.0	0.060	1		05/12/16 09:01	71-43-2	
Bromodichloromethane	ND	ug/L	1.0	0.19	1		05/12/16 09:01	75-27-4	
Bromoform	ND	ug/L	1.0	0.070	1		05/12/16 09:01	75-25-2	
Bromomethane	ND	ug/L	5.0	0.16	1		05/12/16 09:01	74-83-9	
2-Butanone (MEK)	ND	ug/L	10.0	0.59	1		05/12/16 09:01	78-93-3	
Carbon disulfide	ND	ug/L	5.0	0.12	1		05/12/16 09:01	75-15-0	
Carbon tetrachloride	ND	ug/L	1.0	0.18	1		05/12/16 09:01	56-23-5	
Chlorobenzene	**0.67J**	ug/L	1.0	0.21	1		05/12/16 09:01	108-90-7	
Chloroethane	ND	ug/L	1.0	0.15	1		05/12/16 09:01	75-00-3	
Chloroform	**0.15J**	ug/L	1.0	0.14	1		05/12/16 09:01	67-66-3	
Chloromethane	ND	ug/L	1.0	0.080	1		05/12/16 09:01	74-87-3	
Dibromochloromethane	ND	ug/L	1.0	0.21	1		05/12/16 09:01	124-48-1	
1,1-Dichloroethane	**0.18J**	ug/L	1.0	0.050	1		05/12/16 09:01	75-34-3	
1,2-Dichloroethane	ND	ug/L	1.0	0.12	1		05/12/16 09:01	107-06-2	
1,1-Dichloroethene	ND	ug/L	1.0	0.20	1		05/12/16 09:01	75-35-4	
cis-1,2-Dichloroethene	ND	ug/L	1.0	0.080	1		05/12/16 09:01	156-59-2	
trans-1,2-Dichloroethene	ND	ug/L	1.0	0.20	1		05/12/16 09:01	156-60-5	
1,2-Dichloropropane	ND	ug/L	1.0	0.16	1		05/12/16 09:01	78-87-5	
cis-1,3-Dichloropropene	ND	ug/L	1.0	0.14	1		05/12/16 09:01	10061-01-5	
trans-1,3-Dichloropropene	ND	ug/L	1.0	0.12	1		05/12/16 09:01	10061-02-6	
Ethylbenzene	ND	ug/L	1.0	0.18	1		05/12/16 09:01	100-41-4	
2-Hexanone	ND	ug/L	10.0	1.2	1		05/12/16 09:01	591-78-6	
Methylene chloride	**2.6**	ug/L	1.0	0.15	1		05/12/16 09:01	75-09-2	
4-Methyl-2-pentanone (MIBK)	ND	ug/L	10.0	0.42	1		05/12/16 09:01	108-10-1	
Styrene	ND	ug/L	1.0	0.12	1		05/12/16 09:01	100-42-5	
1,1,2,2-Tetrachloroethane	ND	ug/L	1.0	0.15	1		05/12/16 09:01	79-34-5	
Tetrachloroethene	ND	ug/L	1.0	0.10	1		05/12/16 09:01	127-18-4	
Toluene	ND	ug/L	1.0	0.17	1		05/12/16 09:01	108-88-3	
1,1,1-Trichloroethane	ND	ug/L	1.0	0.11	1		05/12/16 09:01	71-55-6	
1,1,2-Trichloroethane	ND	ug/L	1.0	0.20	1		05/12/16 09:01	79-00-5	
Trichloroethene	**1.3**	ug/L	1.0	0.17	1		05/12/16 09:01	79-01-6	
Vinyl chloride	**0.15J**	ug/L	1.0	0.13	1		05/12/16 09:01	75-01-4	
Xylene (Total)	ND	ug/L	3.0	0.42	1		05/12/16 09:01	1330-20-7	
Surrogates									
4-Bromofluorobenzene (S)	100	%	77-130		1		05/12/16 09:01	460-00-4	
1,2-Dichloroethane-d4 (S)	97	%	81-127		1		05/12/16 09:01	17060-07-0	
Toluene-d8 (S)	104	%	80-120		1		05/12/16 09:01	2037-26-5	
Preservation pH	**1.0**		0.10	0.10	1		05/12/16 09:01		

REPORT OF LABORATORY ANALYSIS

This report shall not be reproduced, except in full,
without the written consent of Pace Analytical Services, Inc..

Pace Analytical Services, Inc.
9608 Loiret Blvd.
Lenexa, KS 66219
(913)599-5665

ANALYTICAL RESULTS

Project: FORT SMITH, AR
Pace Project No.: 60218544

Sample: ITMW-4-201605 **Lab ID: 60218544011** Collected: 05/05/16 12:02 Received: 05/06/16 09:51 Matrix: Water

Parameters	Results	Units	Report Limit	MDL	DF	Prepared	Analyzed	CAS No.	Qual
2320B Alkalinity	Analytical Method: SM 2320B								
Alkalinity,Bicarbonate (CaCO3)	**75.0**	mg/L	20.0	2.0	1		05/16/16 12:19		
Alkalinity, Carbonate (CaCO3)	ND	mg/L	20.0	2.0	1		05/16/16 12:19		
Alkalinity, Total as CaCO3	**75.0**	mg/L	20.0	2.0	1		05/16/16 12:19		
Iron, Ferric (Calculation)	Analytical Method: SM 3500-Fe B#4								
Iron, Ferric	**2.8**	mg/L	0.20		1		05/17/16 00:00	7439-89-6	
4500H+ pH, Electrometric	Analytical Method: SM 4500-H+B								
pH at 25 Degrees C	**7.2**	Std. Units	0.10	0.10	1		05/17/16 00:00		H6
4500S2D Sulfide, Total	Analytical Method: SM 4500-S-2 D								
Sulfide, Total	ND	mg/L	0.050	0.012	1		05/12/16 12:29	18496-25-8	
300.0 IC Anions 28 Days	Analytical Method: EPA 300.0								
Chloride	**7.2**	mg/L	1.0	0.50	1		05/12/16 17:38	16887-00-6	
Sulfate	**14.6**	mg/L	1.0	0.25	1		05/12/16 17:38	14808-79-8	
350.1 Ammonia	Analytical Method: EPA 350.1								
Nitrogen, Ammonia	**0.35**	mg/L	0.10	0.046	1		05/09/16 19:56	7664-41-7	
353.2 Nitrogen, NO2/NO3 unpres	Analytical Method: EPA 353.2								
Nitrogen, Nitrate	ND	mg/L	0.10	0.012	1		05/06/16 17:54		
Nitrogen, Nitrite	ND	mg/L	0.10	0.010	1		05/06/16 17:54		
Nitrogen, NO2 plus NO3	ND	mg/L	0.10	0.012	1		05/06/16 17:54		
Total Carbon Dioxide Calc	Analytical Method: SM 4500-CO2 D								
Carbon Dioxide Calculation	**75.5**	mg/L	20.0	20.0	1		05/23/16 00:00		
5310C TOC	Analytical Method: SM 5310C								
Total Organic Carbon	**7.2**	mg/L	1.0	0.054	1		05/12/16 20:46	7440-44-0	
SM4500P-E, Total Phosphorus	Analytical Method: SM 4500-P E Preparation Method: SM4500-P B								
Phosphate as P04	**0.15**	mg/L	0.030	0.010	1	05/17/16 07:22	05/17/16 12:36		

REPORT OF LABORATORY ANALYSIS

This report shall not be reproduced, except in full,
without the written consent of Pace Analytical Services, Inc..

Pace Analytical Services, Inc.
9608 Loiret Blvd.
Lenexa, KS 66219
(913)599-5665

ANALYTICAL RESULTS

Project: FORT SMITH, AR
Pace Project No.: 60218544

Sample: MW-25-201605 **Lab ID: 60218544012** Collected: 05/05/16 12:20 Received: 05/06/16 09:51 Matrix: Water

Parameters	Results	Units	Report Limit	MDL	DF	Prepared	Analyzed	CAS No.	Qual
Alcohol by Direct Inject GCFID	Analytical Method: EPA 8015 - Alcohol								
2-Chloroethanol	ND	ug/L	10000	1530	1		05/12/16 00:36	107-07-3	
6010 MET ICP	Analytical Method: EPA 6010 Preparation Method: EPA 3010								
Iron	**1060**	ug/L	50.0	8.8	1	05/09/16 16:45	05/10/16 11:57	7439-89-6	
Manganese	**348**	ug/L	5.0	0.25	1	05/09/16 16:45	05/10/16 11:57	7439-96-5	
8260 MSV	Analytical Method: EPA 5030B/8260								
Acetone	ND	ug/L	10.0	1.9	1		05/12/16 16:35	67-64-1	
Benzene	ND	ug/L	1.0	0.060	1		05/12/16 16:35	71-43-2	
Bromodichloromethane	ND	ug/L	1.0	0.19	1		05/12/16 16:35	75-27-4	
Bromoform	**1.6**	ug/L	1.0	0.070	1		05/12/16 16:35	75-25-2	
Bromomethane	**3.7J**	ug/L	5.0	0.16	1		05/12/16 16:35	74-83-9	B
2-Butanone (MEK)	ND	ug/L	10.0	0.59	1		05/12/16 16:35	78-93-3	
Carbon disulfide	ND	ug/L	5.0	0.12	1		05/12/16 16:35	75-15-0	
Carbon tetrachloride	ND	ug/L	1.0	0.18	1		05/12/16 16:35	56-23-5	
Chlorobenzene	ND	ug/L	1.0	0.21	1		05/12/16 16:35	108-90-7	
Chloroethane	ND	ug/L	1.0	0.15	1		05/12/16 16:35	75-00-3	
Chloroform	**1.8**	ug/L	1.0	0.14	1		05/12/16 16:35	67-66-3	
Chloromethane	**3.6**	ug/L	1.0	0.080	1		05/12/16 16:35	74-87-3	
Dibromochloromethane	ND	ug/L	1.0	0.21	1		05/12/16 16:35	124-48-1	
1,1-Dichloroethane	ND	ug/L	1.0	0.050	1		05/12/16 16:35	75-34-3	
1,2-Dichloroethane	ND	ug/L	1.0	0.12	1		05/12/16 16:35	107-06-2	
1,1-Dichloroethene	**0.20J**	ug/L	1.0	0.20	1		05/12/16 16:35	75-35-4	
cis-1,2-Dichloroethene	**83.6**	ug/L	1.0	0.080	1		05/12/16 16:35	156-59-2	
trans-1,2-Dichloroethene	**15.0**	ug/L	1.0	0.20	1		05/12/16 16:35	156-60-5	L1
1,2-Dichloropropane	ND	ug/L	1.0	0.16	1		05/12/16 16:35	78-87-5	
cis-1,3-Dichloropropene	ND	ug/L	1.0	0.14	1		05/12/16 16:35	10061-01-5	
trans-1,3-Dichloropropene	ND	ug/L	1.0	0.12	1		05/12/16 16:35	10061-02-6	
Ethylbenzene	ND	ug/L	1.0	0.18	1		05/12/16 16:35	100-41-4	
2-Hexanone	ND	ug/L	10.0	1.2	1		05/12/16 16:35	591-78-6	
Methylene chloride	**0.35J**	ug/L	1.0	0.15	1		05/12/16 16:35	75-09-2	B
4-Methyl-2-pentanone (MIBK)	ND	ug/L	10.0	0.42	1		05/12/16 16:35	108-10-1	
Styrene	ND	ug/L	1.0	0.12	1		05/12/16 16:35	100-42-5	
1,1,2,2-Tetrachloroethane	**0.39J**	ug/L	1.0	0.15	1		05/12/16 16:35	79-34-5	
Tetrachloroethene	**1.0**	ug/L	1.0	0.10	1		05/12/16 16:35	127-18-4	
Toluene	ND	ug/L	1.0	0.17	1		05/12/16 16:35	108-88-3	
1,1,1-Trichloroethane	**0.12J**	ug/L	1.0	0.11	1		05/12/16 16:35	71-55-6	
1,1,2-Trichloroethane	**0.28J**	ug/L	1.0	0.20	1		05/12/16 16:35	79-00-5	
Trichloroethene	**53000**	ug/L	1000	170	1000		05/12/16 14:02	79-01-6	
Vinyl chloride	ND	ug/L	1.0	0.13	1		05/12/16 16:35	75-01-4	
Xylene (Total)	ND	ug/L	3.0	0.42	1		05/12/16 16:35	1330-20-7	
Surrogates									
4-Bromofluorobenzene (S)	98	%	77-130		1		05/12/16 16:35	460-00-4	
1,2-Dichloroethane-d4 (S)	106	%	81-127		1		05/12/16 16:35	17060-07-0	
Toluene-d8 (S)	99	%	80-120		1		05/12/16 16:35	2037-26-5	
Preservation pH	**1.0**		0.10	0.10	1		05/12/16 16:35		

REPORT OF LABORATORY ANALYSIS

This report shall not be reproduced, except in full,
without the written consent of Pace Analytical Services, Inc..

Pace Analytical Services, Inc.
9608 Loiret Blvd.
Lenexa, KS 66219
(913)599-5665

ANALYTICAL RESULTS

Project: FORT SMITH, AR
Pace Project No.: 60218544

Sample: MW-25-201605 **Lab ID: 60218544012** Collected: 05/05/16 12:20 Received: 05/06/16 09:51 Matrix: Water

Parameters	Results	Units	Report Limit	MDL	DF	Prepared	Analyzed	CAS No.	Qual
2320B Alkalinity	Analytical Method: SM 2320B								
Alkalinity,Bicarbonate (CaCO3)	**268**	mg/L	20.0	2.0	1		05/16/16 12:23		
Alkalinity, Carbonate (CaCO3)	ND	mg/L	20.0	2.0	1		05/16/16 12:23		
Alkalinity, Total as CaCO3	**268**	mg/L	20.0	2.0	1		05/16/16 12:23		
Iron, Ferric (Calculation)	Analytical Method: SM 3500-Fe B#4								
Iron, Ferric	**1.1**	mg/L	0.20		1		05/17/16 00:00	7439-89-6	
4500H+ pH, Electrometric	Analytical Method: SM 4500-H+B								
pH at 25 Degrees C	**6.6**	Std. Units	0.10	0.10	1		05/17/16 00:00		H6
4500S2D Sulfide, Total	Analytical Method: SM 4500-S-2 D								
Sulfide, Total	ND	mg/L	0.050	0.012	1		05/12/16 12:29	18496-25-8	
300.0 IC Anions 28 Days	Analytical Method: EPA 300.0								
Chloride	**490**	mg/L	50.0	25.0	50		05/17/16 12:43	16887-00-6	
Sulfate	**706**	mg/L	50.0	12.4	50		05/17/16 12:43	14808-79-8	
350.1 Ammonia	Analytical Method: EPA 350.1								
Nitrogen, Ammonia	**0.28**	mg/L	0.10	0.046	1		05/09/16 20:01	7664-41-7	
353.2 Nitrogen, NO2/NO3 unpres	Analytical Method: EPA 353.2								
Nitrogen, Nitrate	ND	mg/L	0.10	0.012	1		05/06/16 17:55		
Nitrogen, Nitrite	ND	mg/L	0.10	0.010	1		05/06/16 17:55		
Nitrogen, NO2 plus NO3	ND	mg/L	0.10	0.012	1		05/06/16 17:55		
Total Carbon Dioxide Calc	Analytical Method: SM 4500-CO2 D								
Carbon Dioxide Calculation	**371**	mg/L	20.0	20.0	1		05/23/16 00:00		
5310C TOC	Analytical Method: SM 5310C								
Total Organic Carbon	**2.4**	mg/L	1.0	0.054	1		05/16/16 11:50	7440-44-0	M1
SM4500P-E, Total Phosphorus	Analytical Method: SM 4500-P E Preparation Method: SM4500-P B								
Phosphate as P04	**1.6**	mg/L	0.030	0.010	1	05/17/16 07:22	05/17/16 12:37		

REPORT OF LABORATORY ANALYSIS

This report shall not be reproduced, except in full,
without the written consent of Pace Analytical Services, Inc..

Pace Analytical Services, Inc.
9608 Loiret Blvd.
Lenexa, KS 66219
(913)599-5665

ANALYTICAL RESULTS

Project: FORT SMITH, AR
Pace Project No.: 60218544

Sample: ITMW-15-201605 **Lab ID: 60218544013** Collected: 05/05/16 15:30 Received: 05/06/16 09:51 Matrix: Water

Parameters	Results	Units	Report Limit	MDL	DF	Prepared	Analyzed	CAS No.	Qual
Alcohol by Direct Inject GCFID	Analytical Method: EPA 8015 - Alcohol								
2-Chloroethanol	ND	ug/L	10000	1530	1		05/12/16 00:47	107-07-3	
6010 MET ICP	Analytical Method: EPA 6010 Preparation Method: EPA 3010								
Iron	**61.0**	ug/L	50.0	8.8	1	05/09/16 16:45	05/10/16 11:59	7439-89-6	
Manganese	**3.2J**	ug/L	5.0	0.25	1	05/09/16 16:45	05/10/16 11:59	7439-96-5	
8260 MSV	Analytical Method: EPA 5030B/8260								
Acetone	**10.7**	ug/L	10.0	1.9	1		05/12/16 15:21	67-64-1	B
Benzene	ND	ug/L	1.0	0.060	1		05/12/16 15:21	71-43-2	
Bromodichloromethane	ND	ug/L	1.0	0.19	1		05/12/16 15:21	75-27-4	
Bromoform	**1.6**	ug/L	1.0	0.070	1		05/12/16 15:21	75-25-2	
Bromomethane	**3.5J**	ug/L	5.0	0.16	1		05/12/16 15:21	74-83-9	B
2-Butanone (MEK)	ND	ug/L	10.0	0.59	1		05/12/16 15:21	78-93-3	
Carbon disulfide	ND	ug/L	5.0	0.12	1		05/12/16 15:21	75-15-0	
Carbon tetrachloride	ND	ug/L	1.0	0.18	1		05/12/16 15:21	56-23-5	
Chlorobenzene	ND	ug/L	1.0	0.21	1		05/12/16 15:21	108-90-7	
Chloroethane	ND	ug/L	1.0	0.15	1		05/12/16 15:21	75-00-3	
Chloroform	**0.27J**	ug/L	1.0	0.14	1		05/12/16 15:21	67-66-3	
Chloromethane	**0.36J**	ug/L	1.0	0.080	1		05/12/16 15:21	74-87-3	B
Dibromochloromethane	ND	ug/L	1.0	0.21	1		05/12/16 15:21	124-48-1	
1,1-Dichloroethane	ND	ug/L	1.0	0.050	1		05/12/16 15:21	75-34-3	
1,2-Dichloroethane	ND	ug/L	1.0	0.12	1		05/12/16 15:21	107-06-2	
1,1-Dichloroethene	**1.5**	ug/L	1.0	0.20	1		05/12/16 15:21	75-35-4	
cis-1,2-Dichloroethene	**48.8**	ug/L	1.0	0.080	1		05/12/16 15:21	156-59-2	
trans-1,2-Dichloroethene	**1.1**	ug/L	1.0	0.20	1		05/12/16 15:21	156-60-5	L1
1,2-Dichloropropane	ND	ug/L	1.0	0.16	1		05/12/16 15:21	78-87-5	
cis-1,3-Dichloropropene	ND	ug/L	1.0	0.14	1		05/12/16 15:21	10061-01-5	
trans-1,3-Dichloropropene	ND	ug/L	1.0	0.12	1		05/12/16 15:21	10061-02-6	
Ethylbenzene	ND	ug/L	1.0	0.18	1		05/12/16 15:21	100-41-4	
2-Hexanone	ND	ug/L	10.0	1.2	1		05/12/16 15:21	591-78-6	
Methylene chloride	**0.42J**	ug/L	1.0	0.15	1		05/12/16 15:21	75-09-2	B
4-Methyl-2-pentanone (MIBK)	ND	ug/L	10.0	0.42	1		05/12/16 15:21	108-10-1	
Styrene	ND	ug/L	1.0	0.12	1		05/12/16 15:21	100-42-5	
1,1,2,2-Tetrachloroethane	ND	ug/L	1.0	0.15	1		05/12/16 15:21	79-34-5	
Tetrachloroethene	ND	ug/L	1.0	0.10	1		05/12/16 15:21	127-18-4	
Toluene	ND	ug/L	1.0	0.17	1		05/12/16 15:21	108-88-3	
1,1,1-Trichloroethane	ND	ug/L	1.0	0.11	1		05/12/16 15:21	71-55-6	
1,1,2-Trichloroethane	ND	ug/L	1.0	0.20	1		05/12/16 15:21	79-00-5	
Trichloroethene	**659**	ug/L	20.0	3.4	20		05/09/16 16:59	79-01-6	
Vinyl chloride	**5.8**	ug/L	1.0	0.13	1		05/12/16 15:21	75-01-4	
Xylene (Total)	ND	ug/L	3.0	0.42	1		05/12/16 15:21	1330-20-7	
Surrogates									
4-Bromofluorobenzene (S)	102	%	77-130		1		05/12/16 15:21	460-00-4	
1,2-Dichloroethane-d4 (S)	102	%	81-127		1		05/12/16 15:21	17060-07-0	
Toluene-d8 (S)	101	%	80-120		1		05/12/16 15:21	2037-26-5	
Preservation pH	**7.0**		0.10	0.10	1		05/12/16 15:21		

REPORT OF LABORATORY ANALYSIS

This report shall not be reproduced, except in full,
without the written consent of Pace Analytical Services, Inc..

Pace Analytical Services, Inc.
9608 Loiret Blvd.
Lenexa, KS 66219
(913)599-5665

ANALYTICAL RESULTS

Project: FORT SMITH, AR
Pace Project No.: 60218544

Sample: ITMW-15-201605 **Lab ID: 60218544013** Collected: 05/05/16 15:30 Received: 05/06/16 09:51 Matrix: Water

Parameters	Results	Units	Report Limit	MDL	DF	Prepared	Analyzed	CAS No.	Qual
2320B Alkalinity	Analytical Method: SM 2320B								
Alkalinity,Bicarbonate (CaCO3)	**88.6**	mg/L	20.0	2.0	1		05/16/16 12:31		
Alkalinity, Carbonate (CaCO3)	ND	mg/L	20.0	2.0	1		05/16/16 12:31		
Alkalinity, Total as CaCO3	**88.6**	mg/L	20.0	2.0	1		05/16/16 12:31		
Iron, Ferric (Calculation)	Analytical Method: SM 3500-Fe B#4								
Iron, Ferric	ND	mg/L	0.20		1		05/17/16 00:00	7439-89-6	
4500H+ pH, Electrometric	Analytical Method: SM 4500-H+B								
pH at 25 Degrees C	**6.5**	Std. Units	0.10	0.10	1		05/17/16 00:00		H6
4500S2D Sulfide, Total	Analytical Method: SM 4500-S-2 D								
Sulfide, Total	ND	mg/L	0.050	0.012	1		05/12/16 12:30	18496-25-8	
300.0 IC Anions 28 Days	Analytical Method: EPA 300.0								
Chloride	**78.0**	mg/L	5.0	2.5	5		05/12/16 18:09	16887-00-6	
Sulfate	**277**	mg/L	20.0	5.0	20		05/12/16 18:24	14808-79-8	
350.1 Ammonia	Analytical Method: EPA 350.1								
Nitrogen, Ammonia	**0.28**	mg/L	0.10	0.046	1		05/09/16 20:07	7664-41-7	D6
353.2 Nitrogen, NO2/NO3 unpres	Analytical Method: EPA 353.2								
Nitrogen, Nitrate	**0.78**	mg/L	0.10	0.012	1		05/06/16 18:14		
Nitrogen, Nitrite	ND	mg/L	0.10	0.010	1		05/06/16 18:14		
Nitrogen, NO2 plus NO3	**0.78**	mg/L	0.10	0.012	1		05/06/16 18:14		
Total Carbon Dioxide Calc	Analytical Method: SM 4500-CO2 D								
Carbon Dioxide Calculation	**129**	mg/L	20.0	20.0	1		05/23/16 00:00		
5310C TOC	Analytical Method: SM 5310C								
Total Organic Carbon	**0.69J**	mg/L	1.0	0.054	1		05/12/16 21:12	7440-44-0	B
SM4500P-E, Total Phosphorus	Analytical Method: SM 4500-P E Preparation Method: SM4500-P B								
Phosphate as P04	**0.036**	mg/L	0.030	0.010	1	05/17/16 07:22	05/17/16 12:37		

REPORT OF LABORATORY ANALYSIS

This report shall not be reproduced, except in full,
without the written consent of Pace Analytical Services, Inc..

Pace Analytical Services, Inc.
9608 Loiret Blvd.
Lenexa, KS 66219
(913)599-5665

ANALYTICAL RESULTS

Project: FORT SMITH, AR
Pace Project No.: 60218544

Sample: MW-95-201605 **Lab ID: 60218544014** Collected: 05/05/16 12:35 Received: 05/06/16 09:51 Matrix: Water

Parameters	Results	Units	Report Limit	MDL	DF	Prepared	Analyzed	CAS No.	Qual
Alcohol by Direct Inject GCFID	Analytical Method: EPA 8015 - Alcohol								
2-Chloroethanol	ND	ug/L	10000	1530	1		05/12/16 00:58	107-07-3	
6010 MET ICP	Analytical Method: EPA 6010 Preparation Method: EPA 3010								
Iron	**541**	ug/L	50.0	8.8	1	05/09/16 16:45	05/10/16 12:01	7439-89-6	
Manganese	**81.4**	ug/L	5.0	0.25	1	05/09/16 16:45	05/10/16 12:01	7439-96-5	
8260 MSV	Analytical Method: EPA 5030B/8260								
Acetone	ND	ug/L	10.0	1.9	1		05/12/16 16:50	67-64-1	
Benzene	ND	ug/L	1.0	0.060	1		05/12/16 16:50	71-43-2	
Bromodichloromethane	ND	ug/L	1.0	0.19	1		05/12/16 16:50	75-27-4	
Bromoform	ND	ug/L	1.0	0.070	1		05/12/16 16:50	75-25-2	
Bromomethane	**3.5J**	ug/L	5.0	0.16	1		05/12/16 16:50	74-83-9	B
2-Butanone (MEK)	ND	ug/L	10.0	0.59	1		05/12/16 16:50	78-93-3	
Carbon disulfide	ND	ug/L	5.0	0.12	1		05/12/16 16:50	75-15-0	
Carbon tetrachloride	**0.88J**	ug/L	1.0	0.18	1		05/12/16 16:50	56-23-5	
Chlorobenzene	ND	ug/L	1.0	0.21	1		05/12/16 16:50	108-90-7	
Chloroethane	ND	ug/L	1.0	0.15	1		05/12/16 16:50	75-00-3	
Chloroform	**5.8**	ug/L	1.0	0.14	1		05/12/16 16:50	67-66-3	
Chloromethane	**0.29J**	ug/L	1.0	0.080	1		05/12/16 16:50	74-87-3	B
Dibromochloromethane	ND	ug/L	1.0	0.21	1		05/12/16 16:50	124-48-1	
1,1-Dichloroethane	**0.45J**	ug/L	1.0	0.050	1		05/12/16 16:50	75-34-3	
1,2-Dichloroethane	ND	ug/L	1.0	0.12	1		05/12/16 16:50	107-06-2	
1,1-Dichloroethene	**40.1**	ug/L	1.0	0.20	1		05/12/16 16:50	75-35-4	
cis-1,2-Dichloroethene	**164**	ug/L	1.0	0.080	1		05/12/16 16:50	156-59-2	
trans-1,2-Dichloroethene	**1.3**	ug/L	1.0	0.20	1		05/12/16 16:50	156-60-5	L1
1,2-Dichloropropane	ND	ug/L	1.0	0.16	1		05/12/16 16:50	78-87-5	
cis-1,3-Dichloropropene	ND	ug/L	1.0	0.14	1		05/12/16 16:50	10061-01-5	
trans-1,3-Dichloropropene	ND	ug/L	1.0	0.12	1		05/12/16 16:50	10061-02-6	
Ethylbenzene	ND	ug/L	1.0	0.18	1		05/12/16 16:50	100-41-4	
2-Hexanone	ND	ug/L	10.0	1.2	1		05/12/16 16:50	591-78-6	
Methylene chloride	**3.4**	ug/L	1.0	0.15	1		05/12/16 16:50	75-09-2	
4-Methyl-2-pentanone (MIBK)	ND	ug/L	10.0	0.42	1		05/12/16 16:50	108-10-1	
Styrene	ND	ug/L	1.0	0.12	1		05/12/16 16:50	100-42-5	
1,1,2,2-Tetrachloroethane	ND	ug/L	1.0	0.15	1		05/12/16 16:50	79-34-5	
Tetrachloroethene	**7.6**	ug/L	1.0	0.10	1		05/12/16 16:50	127-18-4	
Toluene	ND	ug/L	1.0	0.17	1		05/12/16 16:50	108-88-3	
1,1,1-Trichloroethane	**0.41J**	ug/L	1.0	0.11	1		05/12/16 16:50	71-55-6	
1,1,2-Trichloroethane	**2.0**	ug/L	1.0	0.20	1		05/12/16 16:50	79-00-5	
Trichloroethene	**21600**	ug/L	200	34.0	200		05/12/16 13:33	79-01-6	
Vinyl chloride	**14.8**	ug/L	1.0	0.13	1		05/12/16 16:50	75-01-4	
Xylene (Total)	ND	ug/L	3.0	0.42	1		05/12/16 16:50	1330-20-7	
Surrogates									
4-Bromofluorobenzene (S)	100	%	77-130		1		05/12/16 16:50	460-00-4	
1,2-Dichloroethane-d4 (S)	103	%	81-127		1		05/12/16 16:50	17060-07-0	
Toluene-d8 (S)	98	%	80-120		1		05/12/16 16:50	2037-26-5	
Preservation pH	**1.0**		0.10	0.10	1		05/12/16 16:50		

REPORT OF LABORATORY ANALYSIS

This report shall not be reproduced, except in full,
without the written consent of Pace Analytical Services, Inc..

Pace Analytical Services, Inc.
9608 Loiret Blvd.
Lenexa, KS 66219
(913)599-5665

ANALYTICAL RESULTS

Project: FORT SMITH, AR
Pace Project No.: 60218544

Sample: MW-95-201605 **Lab ID: 60218544014** Collected: 05/05/16 12:35 Received: 05/06/16 09:51 Matrix: Water

Parameters	Results	Units	Report Limit	MDL	DF	Prepared	Analyzed	CAS No.	Qual
2320B Alkalinity	Analytical Method: SM 2320B								
Alkalinity,Bicarbonate (CaCO3)	**25.3**	mg/L	20.0	2.0	1		05/16/16 12:34		
Alkalinity, Carbonate (CaCO3)	ND	mg/L	20.0	2.0	1		05/16/16 12:34		
Alkalinity, Total as CaCO3	**25.3**	mg/L	20.0	2.0	1		05/16/16 12:34		
Iron, Ferric (Calculation)	Analytical Method: SM 3500-Fe B#4								
Iron, Ferric	**0.49**	mg/L	0.20		1		05/17/16 00:00	7439-89-6	
4500H+ pH, Electrometric	Analytical Method: SM 4500-H+B								
pH at 25 Degrees C	**5.0**	Std. Units	0.10	0.10	1		05/17/16 00:00		H6
4500S2D Sulfide, Total	Analytical Method: SM 4500-S-2 D								
Sulfide, Total	ND	mg/L	0.050	0.012	1		05/12/16 12:30	18496-25-8	
300.0 IC Anions 28 Days	Analytical Method: EPA 300.0								
Chloride	**327**	mg/L	50.0	25.0	50		05/12/16 18:55	16887-00-6	
Sulfate	**4.0**	mg/L	1.0	0.25	1		05/12/16 18:39	14808-79-8	
350.1 Ammonia	Analytical Method: EPA 350.1								
Nitrogen, Ammonia	ND	mg/L	0.10	0.046	1		05/09/16 20:10	7664-41-7	
353.2 Nitrogen, NO2/NO3 unpres	Analytical Method: EPA 353.2								
Nitrogen, Nitrate	**1.5**	mg/L	0.10	0.012	1		05/06/16 17:58		
Nitrogen, Nitrite	ND	mg/L	0.10	0.010	1		05/06/16 17:58		
Nitrogen, NO2 plus NO3	**1.5**	mg/L	0.10	0.012	1		05/06/16 17:58		
Total Carbon Dioxide Calc	Analytical Method: SM 4500-CO2 D								
Carbon Dioxide Calculation	**506**	mg/L	20.0	20.0	1		05/23/16 00:00		
5310C TOC	Analytical Method: SM 5310C								
Total Organic Carbon	**0.32J**	mg/L	1.0	0.054	1		05/12/16 21:25	7440-44-0	B
SM4500P-E, Total Phosphorus	Analytical Method: SM 4500-P E Preparation Method: SM4500-P B								
Phosphate as P04	**0.18**	mg/L	0.030	0.010	1	05/17/16 07:22	05/17/16 12:37		

REPORT OF LABORATORY ANALYSIS

This report shall not be reproduced, except in full,
without the written consent of Pace Analytical Services, Inc..

Pace Analytical Services, Inc.
9608 Loiret Blvd.
Lenexa, KS 66219
(913)599-5665

ANALYTICAL RESULTS

Project: FORT SMITH, AR
Pace Project No.: 60218544

Sample: MW-93-201605 **Lab ID: 60218544015** Collected: 05/05/16 13:55 Received: 05/06/16 09:51 Matrix: Water

Parameters	Results	Units	Report Limit	MDL	DF	Prepared	Analyzed	CAS No.	Qual
Alcohol by Direct Inject GCFID	Analytical Method: EPA 8015 - Alcohol								
2-Chloroethanol	ND	ug/L	10000	1530	1		05/12/16 01:09	107-07-3	
6010 MET ICP	Analytical Method: EPA 6010 Preparation Method: EPA 3010								
Iron	**418**	ug/L	50.0	8.8	1	05/09/16 16:45	05/10/16 12:08	7439-89-6	
Manganese	**87.0**	ug/L	5.0	0.25	1	05/09/16 16:45	05/10/16 12:08	7439-96-5	
8260 MSV	Analytical Method: EPA 5030B/8260								
Acetone	ND	ug/L	10.0	1.9	1		05/12/16 17:05	67-64-1	
Benzene	**0.11J**	ug/L	1.0	0.060	1		05/12/16 17:05	71-43-2	
Bromodichloromethane	ND	ug/L	1.0	0.19	1		05/12/16 17:05	75-27-4	
Bromoform	ND	ug/L	1.0	0.070	1		05/12/16 17:05	75-25-2	
Bromomethane	**3.5J**	ug/L	5.0	0.16	1		05/12/16 17:05	74-83-9	B
2-Butanone (MEK)	ND	ug/L	10.0	0.59	1		05/12/16 17:05	78-93-3	
Carbon disulfide	ND	ug/L	5.0	0.12	1		05/12/16 17:05	75-15-0	
Carbon tetrachloride	**0.87J**	ug/L	1.0	0.18	1		05/12/16 17:05	56-23-5	
Chlorobenzene	ND	ug/L	1.0	0.21	1		05/12/16 17:05	108-90-7	
Chloroethane	ND	ug/L	1.0	0.15	1		05/12/16 17:05	75-00-3	
Chloroform	**4.4**	ug/L	1.0	0.14	1		05/12/16 17:05	67-66-3	
Chloromethane	**0.31J**	ug/L	1.0	0.080	1		05/12/16 17:05	74-87-3	B
Dibromochloromethane	ND	ug/L	1.0	0.21	1		05/12/16 17:05	124-48-1	
1,1-Dichloroethane	**0.36J**	ug/L	1.0	0.050	1		05/12/16 17:05	75-34-3	
1,2-Dichloroethane	ND	ug/L	1.0	0.12	1		05/12/16 17:05	107-06-2	
1,1-Dichloroethene	**26.4**	ug/L	1.0	0.20	1		05/12/16 17:05	75-35-4	
cis-1,2-Dichloroethene	**127**	ug/L	1.0	0.080	1		05/12/16 17:05	156-59-2	
trans-1,2-Dichloroethene	**5.5**	ug/L	1.0	0.20	1		05/12/16 17:05	156-60-5	L1
1,2-Dichloropropane	ND	ug/L	1.0	0.16	1		05/12/16 17:05	78-87-5	
cis-1,3-Dichloropropene	ND	ug/L	1.0	0.14	1		05/12/16 17:05	10061-01-5	
trans-1,3-Dichloropropene	ND	ug/L	1.0	0.12	1		05/12/16 17:05	10061-02-6	
Ethylbenzene	ND	ug/L	1.0	0.18	1		05/12/16 17:05	100-41-4	
2-Hexanone	ND	ug/L	10.0	1.2	1		05/12/16 17:05	591-78-6	
Methylene chloride	**2.6**	ug/L	1.0	0.15	1		05/12/16 17:05	75-09-2	
4-Methyl-2-pentanone (MIBK)	ND	ug/L	10.0	0.42	1		05/12/16 17:05	108-10-1	
Styrene	ND	ug/L	1.0	0.12	1		05/12/16 17:05	100-42-5	
1,1,2,2-Tetrachloroethane	**0.34J**	ug/L	1.0	0.15	1		05/12/16 17:05	79-34-5	
Tetrachloroethene	**6.3**	ug/L	1.0	0.10	1		05/12/16 17:05	127-18-4	
Toluene	**0.19J**	ug/L	1.0	0.17	1		05/12/16 17:05	108-88-3	
1,1,1-Trichloroethane	**0.80J**	ug/L	1.0	0.11	1		05/12/16 17:05	71-55-6	
1,1,2-Trichloroethane	**1.5**	ug/L	1.0	0.20	1		05/12/16 17:05	79-00-5	
Trichloroethene	**17300**	ug/L	200	34.0	200		05/12/16 13:47	79-01-6	
Vinyl chloride	**7.6**	ug/L	1.0	0.13	1		05/12/16 17:05	75-01-4	
Xylene (Total)	ND	ug/L	3.0	0.42	1		05/12/16 17:05	1330-20-7	
Surrogates									
4-Bromofluorobenzene (S)	97	%	77-130		1		05/12/16 17:05	460-00-4	
1,2-Dichloroethane-d4 (S)	98	%	81-127		1		05/12/16 17:05	17060-07-0	
Toluene-d8 (S)	99	%	80-120		1		05/12/16 17:05	2037-26-5	
Preservation pH	**1.0**		0.10	0.10	1		05/12/16 17:05		

REPORT OF LABORATORY ANALYSIS

This report shall not be reproduced, except in full,
without the written consent of Pace Analytical Services, Inc..

Pace Analytical Services, Inc.
9608 Loiret Blvd.
Lenexa, KS 66219
(913)599-5665

ANALYTICAL RESULTS

Project: FORT SMITH, AR
Pace Project No.: 60218544

Sample: MW-93-201605 **Lab ID: 60218544015** Collected: 05/05/16 13:55 Received: 05/06/16 09:51 Matrix: Water

Parameters	Results	Units	Report Limit	MDL	DF	Prepared	Analyzed	CAS No.	Qual
2320B Alkalinity	Analytical Method: SM 2320B								
Alkalinity,Bicarbonate (CaCO3)	ND	mg/L	20.0	2.0	1		05/16/16 12:34		
Alkalinity, Carbonate (CaCO3)	ND	mg/L	20.0	2.0	1		05/16/16 12:34		
Alkalinity, Total as CaCO3	ND	mg/L	20.0	2.0	1		05/16/16 12:34		
Iron, Ferric (Calculation)	Analytical Method: SM 3500-Fe B#4								
Iron, Ferric	**0.38**	mg/L	0.20		1		05/17/16 00:00	7439-89-6	
4500H+ pH, Electrometric	Analytical Method: SM 4500-H+B								
pH at 25 Degrees C	**4.7**	Std. Units	0.10	0.10	1		05/17/16 00:00		H6
4500S2D Sulfide, Total	Analytical Method: SM 4500-S-2 D								
Sulfide, Total	ND	mg/L	0.050	0.012	1		05/12/16 12:36	18496-25-8	
300.0 IC Anions 28 Days	Analytical Method: EPA 300.0								
Chloride	**322**	mg/L	50.0	25.0	50		05/12/16 19:26	16887-00-6	
Sulfate	**2.5**	mg/L	1.0	0.25	1		05/12/16 19:10	14808-79-8	
350.1 Ammonia	Analytical Method: EPA 350.1								
Nitrogen, Ammonia	ND	mg/L	0.10	0.046	1		05/09/16 20:11	7664-41-7	
353.2 Nitrogen, NO2/NO3 unpres	Analytical Method: EPA 353.2								
Nitrogen, Nitrate	**1.6**	mg/L	0.10	0.012	1		05/06/16 18:07		
Nitrogen, Nitrite	ND	mg/L	0.10	0.010	1		05/06/16 18:07		
Nitrogen, NO2 plus NO3	**1.6**	mg/L	0.10	0.012	1		05/06/16 18:07		
Total Carbon Dioxide Calc	Analytical Method: SM 4500-CO2 D								
Carbon Dioxide Calculation	ND	mg/L	20.0	20.0	1		05/23/16 00:00		
5310C TOC	Analytical Method: SM 5310C								
Total Organic Carbon	**0.31J**	mg/L	1.0	0.054	1		05/12/16 21:37	7440-44-0	B
SM4500P-E, Total Phosphorus	Analytical Method: SM 4500-P E Preparation Method: SM4500-P B								
Phosphate as P04	**0.16**	mg/L	0.030	0.010	1	05/17/16 07:22	05/17/16 12:37		

REPORT OF LABORATORY ANALYSIS

This report shall not be reproduced, except in full,
without the written consent of Pace Analytical Services, Inc..

Pace Analytical Services, Inc.
9608 Loiret Blvd.
Lenexa, KS 66219
(913)599-5665

ANALYTICAL RESULTS

Project: FORT SMITH, AR
Pace Project No.: 60218544

Sample: MW-85-201605 **Lab ID: 60218544016** Collected: 05/05/16 10:25 Received: 05/06/16 09:51 Matrix: Water

Parameters	Results	Units	Report Limit	MDL	DF	Prepared	Analyzed	CAS No.	Qual
Alcohol by Direct Inject GCFID	Analytical Method: EPA 8015 - Alcohol								
2-Chloroethanol	ND	ug/L	10000	1530	1		05/12/16 01:21	107-07-3	
6010 MET ICP	Analytical Method: EPA 6010 Preparation Method: EPA 3010								
Iron	**112**	ug/L	50.0	8.8	1	05/09/16 16:45	05/10/16 12:10	7439-89-6	
Manganese	**43.7**	ug/L	5.0	0.25	1	05/09/16 16:45	05/10/16 12:10	7439-96-5	
8260 MSV	Analytical Method: EPA 5030B/8260								
Acetone	**67.7**	ug/L	10.0	1.9	1		05/10/16 13:29	67-64-1	
Benzene	**0.13J**	ug/L	1.0	0.060	1		05/10/16 13:29	71-43-2	
Bromodichloromethane	**0.36J**	ug/L	1.0	0.19	1		05/10/16 13:29	75-27-4	
Bromoform	**16.0**	ug/L	1.0	0.070	1		05/10/16 13:29	75-25-2	
Bromomethane	**16.2**	ug/L	5.0	0.16	1		05/10/16 13:29	74-83-9	
2-Butanone (MEK)	**3.2J**	ug/L	10.0	0.59	1		05/10/16 13:29	78-93-3	
Carbon disulfide	ND	ug/L	5.0	0.12	1		05/10/16 13:29	75-15-0	
Carbon tetrachloride	ND	ug/L	1.0	0.18	1		05/10/16 13:29	56-23-5	
Chlorobenzene	ND	ug/L	1.0	0.21	1		05/10/16 13:29	108-90-7	
Chloroethane	ND	ug/L	1.0	0.15	1		05/10/16 13:29	75-00-3	
Chloroform	**4.1**	ug/L	1.0	0.14	1		05/10/16 13:29	67-66-3	B
Chloromethane	**27.8**	ug/L	1.0	0.080	1		05/10/16 13:29	74-87-3	
Dibromochloromethane	**0.58J**	ug/L	1.0	0.21	1		05/10/16 13:29	124-48-1	
1,1-Dichloroethane	**0.45J**	ug/L	1.0	0.050	1		05/10/16 13:29	75-34-3	
1,2-Dichloroethane	ND	ug/L	1.0	0.12	1		05/10/16 13:29	107-06-2	
1,1-Dichloroethene	ND	ug/L	1.0	0.20	1		05/10/16 13:29	75-35-4	
cis-1,2-Dichloroethene	**12.0**	ug/L	1.0	0.080	1		05/10/16 13:29	156-59-2	
trans-1,2-Dichloroethene	**1.8**	ug/L	1.0	0.20	1		05/10/16 13:29	156-60-5	
1,2-Dichloropropane	ND	ug/L	1.0	0.16	1		05/10/16 13:29	78-87-5	
cis-1,3-Dichloropropene	ND	ug/L	1.0	0.14	1		05/10/16 13:29	10061-01-5	
trans-1,3-Dichloropropene	ND	ug/L	1.0	0.12	1		05/10/16 13:29	10061-02-6	
Ethylbenzene	ND	ug/L	1.0	0.18	1		05/10/16 13:29	100-41-4	
2-Hexanone	ND	ug/L	10.0	1.2	1		05/10/16 13:29	591-78-6	
Methylene chloride	**4.8**	ug/L	1.0	0.15	1		05/10/16 13:29	75-09-2	B
4-Methyl-2-pentanone (MIBK)	ND	ug/L	10.0	0.42	1		05/10/16 13:29	108-10-1	
Styrene	ND	ug/L	1.0	0.12	1		05/10/16 13:29	100-42-5	
1,1,2,2-Tetrachloroethane	**9.7**	ug/L	1.0	0.15	1		05/10/16 13:29	79-34-5	L1
Tetrachloroethene	**1.6**	ug/L	1.0	0.10	1		05/10/16 13:29	127-18-4	
Toluene	ND	ug/L	1.0	0.17	1		05/10/16 13:29	108-88-3	
1,1,1-Trichloroethane	**7.9**	ug/L	1.0	0.11	1		05/10/16 13:29	71-55-6	
1,1,2-Trichloroethane	**0.27J**	ug/L	1.0	0.20	1		05/10/16 13:29	79-00-5	
Trichloroethene	**678**	ug/L	200	34.0	200		05/09/16 17:13	79-01-6	
Vinyl chloride	**0.82J**	ug/L	1.0	0.13	1		05/10/16 13:29	75-01-4	
Xylene (Total)	ND	ug/L	3.0	0.42	1		05/10/16 13:29	1330-20-7	
Surrogates									
4-Bromofluorobenzene (S)	108	%	77-130		1		05/10/16 13:29	460-00-4	
1,2-Dichloroethane-d4 (S)	96	%	81-127		1		05/10/16 13:29	17060-07-0	
Toluene-d8 (S)	100	%	80-120		1		05/10/16 13:29	2037-26-5	
Preservation pH	**7.0**		0.10	0.10	1		05/10/16 13:29		

REPORT OF LABORATORY ANALYSIS

This report shall not be reproduced, except in full,
without the written consent of Pace Analytical Services, Inc..

Pace Analytical Services, Inc.
9608 Loiret Blvd.
Lenexa, KS 66219
(913)599-5665

ANALYTICAL RESULTS

Project: FORT SMITH, AR
Pace Project No.: 60218544

Sample: MW-85-201605 **Lab ID: 60218544016** Collected: 05/05/16 10:25 Received: 05/06/16 09:51 Matrix: Water

Parameters	Results	Units	Report Limit	MDL	DF	Prepared	Analyzed	CAS No.	Qual
2320B Alkalinity	Analytical Method: SM 2320B								
Alkalinity,Bicarbonate (CaCO3)	**39.0**	mg/L	20.0	2.0	1		05/16/16 12:39		
Alkalinity, Carbonate (CaCO3)	ND	mg/L	20.0	2.0	1		05/16/16 12:39		
Alkalinity, Total as CaCO3	**39.0**	mg/L	20.0	2.0	1		05/16/16 12:39		
Iron, Ferric (Calculation)	Analytical Method: SM 3500-Fe B#4								
Iron, Ferric	ND	mg/L	0.20		1		05/17/16 00:00	7439-89-6	
4500H+ pH, Electrometric	Analytical Method: SM 4500-H+B								
pH at 25 Degrees C	**5.4**	Std. Units	0.10	0.10	1		05/17/16 00:00		H6
4500S2D Sulfide, Total	Analytical Method: SM 4500-S-2 D								
Sulfide, Total	ND	mg/L	0.050	0.012	1		05/12/16 12:36	18496-25-8	
300.0 IC Anions 28 Days	Analytical Method: EPA 300.0								
Chloride	**383**	mg/L	50.0	25.0	50		05/12/16 20:12	16887-00-6	
Sulfate	**1190**	mg/L	100	24.8	100		05/12/16 20:27	14808-79-8	
350.1 Ammonia	Analytical Method: EPA 350.1								
Nitrogen, Ammonia	**0.13**	mg/L	0.10	0.046	1		05/09/16 20:13	7664-41-7	
353.2 Nitrogen, NO2/NO3 unpres	Analytical Method: EPA 353.2								
Nitrogen, Nitrate	**0.29**	mg/L	0.10	0.012	1		05/06/16 17:43		
Nitrogen, Nitrite	ND	mg/L	0.10	0.010	1		05/06/16 17:43		
Nitrogen, NO2 plus NO3	**0.29**	mg/L	0.10	0.012	1		05/06/16 17:43		
Total Carbon Dioxide Calc	Analytical Method: SM 4500-CO2 D								
Carbon Dioxide Calculation	**331**	mg/L	20.0	20.0	1		05/23/16 00:00		
5310C TOC	Analytical Method: SM 5310C								
Total Organic Carbon	**0.76J**	mg/L	1.0	0.054	1		05/12/16 22:15	7440-44-0	B
SM4500P-E, Total Phosphorus	Analytical Method: SM 4500-P E Preparation Method: SM4500-P B								
Phosphate as P04	**0.22**	mg/L	0.030	0.010	1	05/19/16 10:53	05/19/16 15:45		

REPORT OF LABORATORY ANALYSIS

This report shall not be reproduced, except in full,
without the written consent of Pace Analytical Services, Inc..

Pace Analytical Services, Inc.
9608 Loiret Blvd.
Lenexa, KS 66219
(913)599-5665

ANALYTICAL RESULTS

Project: FORT SMITH, AR
Pace Project No.: 60218544

Sample: MW-172-201605 **Lab ID: 60218544017** Collected: 05/05/16 08:35 Received: 05/06/16 09:51 Matrix: Water

Parameters	Results	Units	Report Limit	MDL	DF	Prepared	Analyzed	CAS No.	Qual
Alcohol by Direct Inject GCFID	Analytical Method: EPA 8015 - Alcohol								
2-Chloroethanol	ND	ug/L	10000	1530	1		05/12/16 01:43	107-07-3	
6010 MET ICP	Analytical Method: EPA 6010 Preparation Method: EPA 3010								
Iron	**380**	ug/L	50.0	8.8	1	05/09/16 16:45	05/10/16 12:12	7439-89-6	
Manganese	**35.8**	ug/L	5.0	0.25	1	05/09/16 16:45	05/10/16 12:12	7439-96-5	
8260 MSV	Analytical Method: EPA 5030B/8260								
Acetone	ND	ug/L	10.0	1.9	1		05/12/16 12:36	67-64-1	
Benzene	**0.13J**	ug/L	1.0	0.060	1		05/12/16 12:36	71-43-2	
Bromodichloromethane	ND	ug/L	1.0	0.19	1		05/12/16 12:36	75-27-4	
Bromoform	**1.1**	ug/L	1.0	0.070	1		05/12/16 12:36	75-25-2	
Bromomethane	**0.60J**	ug/L	5.0	0.16	1		05/12/16 12:36	74-83-9	
2-Butanone (MEK)	ND	ug/L	10.0	0.59	1		05/12/16 12:36	78-93-3	
Carbon disulfide	ND	ug/L	5.0	0.12	1		05/12/16 12:36	75-15-0	
Carbon tetrachloride	ND	ug/L	1.0	0.18	1		05/12/16 12:36	56-23-5	
Chlorobenzene	ND	ug/L	1.0	0.21	1		05/12/16 12:36	108-90-7	
Chloroethane	ND	ug/L	1.0	0.15	1		05/12/16 12:36	75-00-3	
Chloroform	**1.3**	ug/L	1.0	0.14	1		05/12/16 12:36	67-66-3	
Chloromethane	**3.0**	ug/L	1.0	0.080	1		05/12/16 12:36	74-87-3	
Dibromochloromethane	ND	ug/L	1.0	0.21	1		05/12/16 12:36	124-48-1	
1,1-Dichloroethane	ND	ug/L	1.0	0.050	1		05/12/16 12:36	75-34-3	
1,2-Dichloroethane	ND	ug/L	1.0	0.12	1		05/12/16 12:36	107-06-2	
1,1-Dichloroethene	ND	ug/L	1.0	0.20	1		05/12/16 12:36	75-35-4	
cis-1,2-Dichloroethene	**13.3**	ug/L	1.0	0.080	1		05/12/16 12:36	156-59-2	
trans-1,2-Dichloroethene	**2.5**	ug/L	1.0	0.20	1		05/12/16 12:36	156-60-5	
1,2-Dichloropropane	ND	ug/L	1.0	0.16	1		05/12/16 12:36	78-87-5	
cis-1,3-Dichloropropene	ND	ug/L	1.0	0.14	1		05/12/16 12:36	10061-01-5	
trans-1,3-Dichloropropene	ND	ug/L	1.0	0.12	1		05/12/16 12:36	10061-02-6	
Ethylbenzene	ND	ug/L	1.0	0.18	1		05/12/16 12:36	100-41-4	
2-Hexanone	ND	ug/L	10.0	1.2	1		05/12/16 12:36	591-78-6	
Methylene chloride	**0.41J**	ug/L	1.0	0.15	1		05/12/16 12:36	75-09-2	
4-Methyl-2-pentanone (MIBK)	ND	ug/L	10.0	0.42	1		05/12/16 12:36	108-10-1	
Styrene	ND	ug/L	1.0	0.12	1		05/12/16 12:36	100-42-5	
1,1,2,2-Tetrachloroethane	**1.2**	ug/L	1.0	0.15	1		05/12/16 12:36	79-34-5	
Tetrachloroethene	**1.4**	ug/L	1.0	0.10	1		05/12/16 12:36	127-18-4	
Toluene	ND	ug/L	1.0	0.17	1		05/12/16 12:36	108-88-3	
1,1,1-Trichloroethane	ND	ug/L	1.0	0.11	1		05/12/16 12:36	71-55-6	
1,1,2-Trichloroethane	**0.28J**	ug/L	1.0	0.20	1		05/12/16 12:36	79-00-5	
Trichloroethene	**2160**	ug/L	25.0	4.2	25		05/12/16 12:50	79-01-6	
Vinyl chloride	ND	ug/L	1.0	0.13	1		05/12/16 12:36	75-01-4	
Xylene (Total)	ND	ug/L	3.0	0.42	1		05/12/16 12:36	1330-20-7	
Surrogates									
4-Bromofluorobenzene (S)	98	%	77-130		1		05/12/16 12:36	460-00-4	
1,2-Dichloroethane-d4 (S)	100	%	81-127		1		05/12/16 12:36	17060-07-0	
Toluene-d8 (S)	101	%	80-120		1		05/12/16 12:36	2037-26-5	
Preservation pH	**1.0**		0.10	0.10	1		05/12/16 12:36		

REPORT OF LABORATORY ANALYSIS

This report shall not be reproduced, except in full,
without the written consent of Pace Analytical Services, Inc..

Pace Analytical Services, Inc.
9608 Loiret Blvd.
Lenexa, KS 66219
(913)599-5665

ANALYTICAL RESULTS

Project: FORT SMITH, AR
Pace Project No.: 60218544

Sample: MW-172-201605 **Lab ID: 60218544017** Collected: 05/05/16 08:35 Received: 05/06/16 09:51 Matrix: Water

Parameters	Results	Units	Report Limit	MDL	DF	Prepared	Analyzed	CAS No.	Qual
2320B Alkalinity	Analytical Method: SM 2320B								
Alkalinity,Bicarbonate (CaCO3)	**38.4**	mg/L	20.0	2.0	1		05/16/16 12:42		
Alkalinity, Carbonate (CaCO3)	ND	mg/L	20.0	2.0	1		05/16/16 12:42		
Alkalinity, Total as CaCO3	**38.4**	mg/L	20.0	2.0	1		05/16/16 12:42		
Iron, Ferric (Calculation)	Analytical Method: SM 3500-Fe B#4								
Iron, Ferric	**0.38**	mg/L	0.20		1		05/17/16 00:00	7439-89-6	
4500H+ pH, Electrometric	Analytical Method: SM 4500-H+B								
pH at 25 Degrees C	**5.1**	Std. Units	0.10	0.10	1		05/17/16 00:00		H6
4500S2D Sulfide, Total	Analytical Method: SM 4500-S-2 D								
Sulfide, Total	ND	mg/L	0.050	0.012	1		05/12/16 12:37	18496-25-8	
300.0 IC Anions 28 Days	Analytical Method: EPA 300.0								
Chloride	**333**	mg/L	50.0	25.0	50		05/12/16 20:43	16887-00-6	
Sulfate	**434**	mg/L	50.0	12.4	50		05/12/16 20:43	14808-79-8	
350.1 Ammonia	Analytical Method: EPA 350.1								
Nitrogen, Ammonia	**0.051J**	mg/L	0.10	0.046	1		05/09/16 20:14	7664-41-7	
353.2 Nitrogen, NO2/NO3 unpres	Analytical Method: EPA 353.2								
Nitrogen, Nitrate	**1.3**	mg/L	0.10	0.012	1		05/06/16 17:37		
Nitrogen, Nitrite	ND	mg/L	0.10	0.010	1		05/06/16 17:37		
Nitrogen, NO2 plus NO3	**1.3**	mg/L	0.10	0.012	1		05/06/16 17:37		
Total Carbon Dioxide Calc	Analytical Method: SM 4500-CO2 D								
Carbon Dioxide Calculation	**687**	mg/L	20.0	20.0	1		05/23/16 00:00		
5310C TOC	Analytical Method: SM 5310C								
Total Organic Carbon	**0.45J**	mg/L	1.0	0.054	1		05/12/16 22:28	7440-44-0	B
SM4500P-E, Total Phosphorus	Analytical Method: SM 4500-P E Preparation Method: SM4500-P B								
Phosphate as P04	**0.12**	mg/L	0.030	0.010	1	05/19/16 10:53	05/19/16 15:45		

REPORT OF LABORATORY ANALYSIS

This report shall not be reproduced, except in full,
without the written consent of Pace Analytical Services, Inc..

Pace Analytical Services, Inc.
9608 Loiret Blvd.
Lenexa, KS 66219
(913)599-5665

ANALYTICAL RESULTS

Project: FORT SMITH, AR
Pace Project No.: 60218544

Sample: ITMW-7-201605 **Lab ID: 60218544018** Collected: 05/05/16 08:20 Received: 05/06/16 09:51 Matrix: Water

Parameters	Results	Units	Report Limit	MDL	DF	Prepared	Analyzed	CAS No.	Qual
Alcohol by Direct Inject GCFID	Analytical Method: EPA 8015 - Alcohol								
2-Chloroethanol	ND	ug/L	10000	1530	1		05/12/16 01:55	107-07-3	
6010 MET ICP	Analytical Method: EPA 6010 Preparation Method: EPA 3010								
Iron	**30.6J**	ug/L	50.0	8.8	1	05/09/16 16:45	05/10/16 12:15	7439-89-6	
Manganese	**76.3**	ug/L	5.0	0.25	1	05/09/16 16:45	05/10/16 12:15	7439-96-5	
8260 MSV	Analytical Method: EPA 5030B/8260								
Acetone	ND	ug/L	10.0	1.9	1		05/12/16 09:15	67-64-1	
Benzene	ND	ug/L	1.0	0.060	1		05/12/16 09:15	71-43-2	
Bromodichloromethane	ND	ug/L	1.0	0.19	1		05/12/16 09:15	75-27-4	
Bromoform	ND	ug/L	1.0	0.070	1		05/12/16 09:15	75-25-2	
Bromomethane	ND	ug/L	5.0	0.16	1		05/12/16 09:15	74-83-9	
2-Butanone (MEK)	ND	ug/L	10.0	0.59	1		05/12/16 09:15	78-93-3	
Carbon disulfide	ND	ug/L	5.0	0.12	1		05/12/16 09:15	75-15-0	
Carbon tetrachloride	ND	ug/L	1.0	0.18	1		05/12/16 09:15	56-23-5	
Chlorobenzene	**1.2**	ug/L	1.0	0.21	1		05/12/16 09:15	108-90-7	
Chloroethane	ND	ug/L	1.0	0.15	1		05/12/16 09:15	75-00-3	
Chloroform	ND	ug/L	1.0	0.14	1		05/12/16 09:15	67-66-3	
Chloromethane	ND	ug/L	1.0	0.080	1		05/12/16 09:15	74-87-3	
Dibromochloromethane	ND	ug/L	1.0	0.21	1		05/12/16 09:15	124-48-1	
1,1-Dichloroethane	ND	ug/L	1.0	0.050	1		05/12/16 09:15	75-34-3	
1,2-Dichloroethane	ND	ug/L	1.0	0.12	1		05/12/16 09:15	107-06-2	
1,1-Dichloroethene	ND	ug/L	1.0	0.20	1		05/12/16 09:15	75-35-4	
cis-1,2-Dichloroethene	**8.7**	ug/L	1.0	0.080	1		05/12/16 09:15	156-59-2	
trans-1,2-Dichloroethene	ND	ug/L	1.0	0.20	1		05/12/16 09:15	156-60-5	
1,2-Dichloropropane	ND	ug/L	1.0	0.16	1		05/12/16 09:15	78-87-5	
cis-1,3-Dichloropropene	ND	ug/L	1.0	0.14	1		05/12/16 09:15	10061-01-5	
trans-1,3-Dichloropropene	ND	ug/L	1.0	0.12	1		05/12/16 09:15	10061-02-6	
Ethylbenzene	ND	ug/L	1.0	0.18	1		05/12/16 09:15	100-41-4	
2-Hexanone	ND	ug/L	10.0	1.2	1		05/12/16 09:15	591-78-6	
Methylene chloride	ND	ug/L	1.0	0.15	1		05/12/16 09:15	75-09-2	
4-Methyl-2-pentanone (MIBK)	ND	ug/L	10.0	0.42	1		05/12/16 09:15	108-10-1	
Styrene	ND	ug/L	1.0	0.12	1		05/12/16 09:15	100-42-5	
1,1,2,2-Tetrachloroethane	ND	ug/L	1.0	0.15	1		05/12/16 09:15	79-34-5	
Tetrachloroethene	ND	ug/L	1.0	0.10	1		05/12/16 09:15	127-18-4	
Toluene	ND	ug/L	1.0	0.17	1		05/12/16 09:15	108-88-3	
1,1,1-Trichloroethane	ND	ug/L	1.0	0.11	1		05/12/16 09:15	71-55-6	
1,1,2-Trichloroethane	ND	ug/L	1.0	0.20	1		05/12/16 09:15	79-00-5	
Trichloroethene	**33.8**	ug/L	1.0	0.17	1		05/12/16 09:15	79-01-6	
Vinyl chloride	ND	ug/L	1.0	0.13	1		05/12/16 09:15	75-01-4	
Xylene (Total)	ND	ug/L	3.0	0.42	1		05/12/16 09:15	1330-20-7	
Surrogates									
4-Bromofluorobenzene (S)	98	%	77-130		1		05/12/16 09:15	460-00-4	
1,2-Dichloroethane-d4 (S)	94	%	81-127		1		05/12/16 09:15	17060-07-0	
Toluene-d8 (S)	102	%	80-120		1		05/12/16 09:15	2037-26-5	
Preservation pH	**1.0**		0.10	0.10	1		05/12/16 09:15		

REPORT OF LABORATORY ANALYSIS

This report shall not be reproduced, except in full,
without the written consent of Pace Analytical Services, Inc..

Pace Analytical Services, Inc.
9608 Loiret Blvd.
Lenexa, KS 66219
(913)599-5665

ANALYTICAL RESULTS

Project: FORT SMITH, AR
Pace Project No.: 60218544

Sample: ITMW-7-201605 **Lab ID: 60218544018** Collected: 05/05/16 08:20 Received: 05/06/16 09:51 Matrix: Water

Parameters	Results	Units	Report Limit	MDL	DF	Prepared	Analyzed	CAS No.	Qual
2320B Alkalinity	Analytical Method: SM 2320B								
Alkalinity,Bicarbonate (CaCO3)	ND	mg/L	20.0	2.0	1		05/17/16 09:06		
Alkalinity, Carbonate (CaCO3)	ND	mg/L	20.0	2.0	1		05/17/16 09:06		
Alkalinity, Total as CaCO3	ND	mg/L	20.0	2.0	1		05/17/16 09:06		
Iron, Ferric (Calculation)	Analytical Method: SM 3500-Fe B#4								
Iron, Ferric	ND	mg/L	0.20		1		05/17/16 00:00	7439-89-6	
4500H+ pH, Electrometric	Analytical Method: SM 4500-H+B								
pH at 25 Degrees C	**5.1**	Std. Units	0.10	0.10	1		05/17/16 00:00		H6
4500S2D Sulfide, Total	Analytical Method: SM 4500-S-2 D								
Sulfide, Total	ND	mg/L	0.050	0.012	1		05/12/16 12:37	18496-25-8	
300.0 IC Anions 28 Days	Analytical Method: EPA 300.0								
Chloride	**257**	mg/L	20.0	10.0	20		05/12/16 21:14	16887-00-6	
Sulfate	**9.5**	mg/L	1.0	0.25	1		05/12/16 20:58	14808-79-8	
350.1 Ammonia	Analytical Method: EPA 350.1								
Nitrogen, Ammonia	**0.088J**	mg/L	0.10	0.046	1		05/09/16 20:15	7664-41-7	
353.2 Nitrogen, NO2/NO3 unpres	Analytical Method: EPA 353.2								
Nitrogen, Nitrate	**2.9**	mg/L	0.10	0.012	1		05/06/16 17:35		
Nitrogen, Nitrite	ND	mg/L	0.10	0.010	1		05/06/16 17:35		
Nitrogen, NO2 plus NO3	**2.9**	mg/L	0.10	0.012	1		05/06/16 17:35		
Total Carbon Dioxide Calc	Analytical Method: SM 4500-CO2 D								
Carbon Dioxide Calculation	ND	mg/L	20.0	20.0	1		05/23/16 00:00		
5310C TOC	Analytical Method: SM 5310C								
Total Organic Carbon	**0.36J**	mg/L	1.0	0.054	1		05/12/16 22:41	7440-44-0	B
SM4500P-E, Total Phosphorus	Analytical Method: SM 4500-P E Preparation Method: SM4500-P B								
Phosphate as P04	**0.073**	mg/L	0.030	0.010	1	05/19/16 10:53	05/19/16 15:47		

REPORT OF LABORATORY ANALYSIS

This report shall not be reproduced, except in full,
without the written consent of Pace Analytical Services, Inc..

Pace Analytical Services, Inc.
9608 Loiret Blvd.
Lenexa, KS 66219
(913)599-5665

ANALYTICAL RESULTS

Project: FORT SMITH, AR
Pace Project No.: 60218544

Sample: ITMW-17-201605 **Lab ID: 60218544019** Collected: 05/05/16 08:45 Received: 05/06/16 09:51 Matrix: Water

Parameters	Results	Units	Report Limit	MDL	DF	Prepared	Analyzed	CAS No.	Qual
Alcohol by Direct Inject GCFID	Analytical Method: EPA 8015 - Alcohol								
2-Chloroethanol	ND	ug/L	10000	1530	1		05/12/16 10:33	107-07-3	
6010 MET ICP	Analytical Method: EPA 6010 Preparation Method: EPA 3010								
Iron	**76.2**	ug/L	50.0	8.8	1	05/09/16 16:45	05/10/16 12:17	7439-89-6	
Manganese	**304**	ug/L	5.0	0.25	1	05/09/16 16:45	05/10/16 12:17	7439-96-5	
8260 MSV	Analytical Method: EPA 5030B/8260								
Acetone	**14.2**	ug/L	10.0	1.9	1		05/12/16 16:20	67-64-1	B
Benzene	**0.19J**	ug/L	1.0	0.060	1		05/12/16 16:20	71-43-2	
Bromodichloromethane	**1.0**	ug/L	1.0	0.19	1		05/12/16 16:20	75-27-4	
Bromoform	**1.5**	ug/L	1.0	0.070	1		05/12/16 16:20	75-25-2	
Bromomethane	ND	ug/L	5.0	0.16	1		05/12/16 16:20	74-83-9	
2-Butanone (MEK)	ND	ug/L	10.0	0.59	1		05/12/16 16:20	78-93-3	
Carbon disulfide	**1.3J**	ug/L	5.0	0.12	1		05/12/16 16:20	75-15-0	
Carbon tetrachloride	ND	ug/L	1.0	0.18	1		05/12/16 16:20	56-23-5	
Chlorobenzene	ND	ug/L	1.0	0.21	1		05/12/16 16:20	108-90-7	
Chloroethane	ND	ug/L	1.0	0.15	1		05/12/16 16:20	75-00-3	
Chloroform	**20.3**	ug/L	1.0	0.14	1		05/12/16 16:20	67-66-3	
Chloromethane	**4.1**	ug/L	1.0	0.080	1		05/12/16 16:20	74-87-3	
Dibromochloromethane	ND	ug/L	1.0	0.21	1		05/12/16 16:20	124-48-1	
1,1-Dichloroethane	**7.1**	ug/L	1.0	0.050	1		05/12/16 16:20	75-34-3	
1,2-Dichloroethane	**0.73J**	ug/L	1.0	0.12	1		05/12/16 16:20	107-06-2	
1,1-Dichloroethene	**35.8**	ug/L	1.0	0.20	1		05/12/16 16:20	75-35-4	
cis-1,2-Dichloroethene	**77.7**	ug/L	50.0	4.0	50		05/12/16 13:19	156-59-2	
trans-1,2-Dichloroethene	ND	ug/L	50.0	10.0	50		05/12/16 13:19	156-60-5	
1,2-Dichloropropane	ND	ug/L	1.0	0.16	1		05/12/16 16:20	78-87-5	
cis-1,3-Dichloropropene	ND	ug/L	1.0	0.14	1		05/12/16 16:20	10061-01-5	
trans-1,3-Dichloropropene	ND	ug/L	1.0	0.12	1		05/12/16 16:20	10061-02-6	
Ethylbenzene	ND	ug/L	1.0	0.18	1		05/12/16 16:20	100-41-4	
2-Hexanone	ND	ug/L	10.0	1.2	1		05/12/16 16:20	591-78-6	
Methylene chloride	**9.4**	ug/L	1.0	0.15	1		05/12/16 16:20	75-09-2	
4-Methyl-2-pentanone (MIBK)	ND	ug/L	10.0	0.42	1		05/12/16 16:20	108-10-1	
Styrene	ND	ug/L	1.0	0.12	1		05/12/16 16:20	100-42-5	
1,1,2,2-Tetrachloroethane	**116**	ug/L	1.0	0.15	1		05/12/16 16:20	79-34-5	
Tetrachloroethene	**27.4**	ug/L	1.0	0.10	1		05/12/16 16:20	127-18-4	
Toluene	**3.7**	ug/L	1.0	0.17	1		05/12/16 16:20	108-88-3	
1,1,1-Trichloroethane	**11.7**	ug/L	1.0	0.11	1		05/12/16 16:20	71-55-6	
1,1,2-Trichloroethane	**1.9**	ug/L	1.0	0.20	1		05/12/16 16:20	79-00-5	
Trichloroethene	**2720**	ug/L	50.0	8.5	50		05/12/16 13:19	79-01-6	
Vinyl chloride	ND	ug/L	50.0	6.5	50		05/12/16 13:19	75-01-4	
Xylene (Total)	ND	ug/L	3.0	0.42	1		05/12/16 16:20	1330-20-7	
Surrogates									
4-Bromofluorobenzene (S)	100	%	77-130		1		05/12/16 16:20	460-00-4	
1,2-Dichloroethane-d4 (S)	103	%	81-127		1		05/12/16 16:20	17060-07-0	
Toluene-d8 (S)	96	%	80-120		1		05/12/16 16:20	2037-26-5	
Preservation pH	**1.0**		0.10	0.10	1		05/12/16 16:20		

REPORT OF LABORATORY ANALYSIS

This report shall not be reproduced, except in full,
without the written consent of Pace Analytical Services, Inc..

Pace Analytical Services, Inc.
9608 Loiret Blvd.
Lenexa, KS 66219
(913)599-5665

ANALYTICAL RESULTS

Project: FORT SMITH, AR
Pace Project No.: 60218544

Sample: ITMW-17-201605 **Lab ID: 60218544019** Collected: 05/05/16 08:45 Received: 05/06/16 09:51 Matrix: Water

Parameters	Results	Units	Report Limit	MDL	DF	Prepared	Analyzed	CAS No.	Qual
2320B Alkalinity	Analytical Method: SM 2320B								
Alkalinity,Bicarbonate (CaCO3)	ND	mg/L	20.0	2.0	1		05/17/16 09:09		
Alkalinity, Carbonate (CaCO3)	ND	mg/L	20.0	2.0	1		05/17/16 09:09		
Alkalinity, Total as CaCO3	ND	mg/L	20.0	2.0	1		05/17/16 09:09		
Iron, Ferric (Calculation)	Analytical Method: SM 3500-Fe B#4								
Iron, Ferric	ND	mg/L	0.20		1		05/17/16 00:00	7439-89-6	
4500H+ pH, Electrometric	Analytical Method: SM 4500-H+B								
pH at 25 Degrees C	**5.0**	Std. Units	0.10	0.10	1		05/17/16 00:00		H6
4500S2D Sulfide, Total	Analytical Method: SM 4500-S-2 D								
Sulfide, Total	ND	mg/L	0.050	0.012	1		05/12/16 12:37	18496-25-8	
300.0 IC Anions 28 Days	Analytical Method: EPA 300.0								
Chloride	**258**	mg/L	20.0	10.0	20		05/12/16 21:29	16887-00-6	
Sulfate	**204**	mg/L	20.0	5.0	20		05/12/16 21:29	14808-79-8	
350.1 Ammonia	Analytical Method: EPA 350.1								
Nitrogen, Ammonia	ND	mg/L	0.10	0.046	1		05/09/16 20:17	7664-41-7	
353.2 Nitrogen, NO2/NO3 unpres	Analytical Method: EPA 353.2								
Nitrogen, Nitrate	**0.53**	mg/L	0.10	0.012	1		05/06/16 17:38		
Nitrogen, Nitrite	ND	mg/L	0.10	0.010	1		05/06/16 17:38		
Nitrogen, NO2 plus NO3	**0.53**	mg/L	0.10	0.012	1		05/06/16 17:38		
Total Carbon Dioxide Calc	Analytical Method: SM 4500-CO2 D								
Carbon Dioxide Calculation	ND	mg/L	20.0	20.0	1		05/23/16 00:00		
5310C TOC	Analytical Method: SM 5310C								
Total Organic Carbon	**0.37J**	mg/L	1.0	0.054	1		05/12/16 22:53	7440-44-0	B
SM4500P-E, Total Phosphorus	Analytical Method: SM 4500-P E Preparation Method: SM4500-P B								
Phosphate as P04	**0.040**	mg/L	0.030	0.010	1	05/19/16 10:53	05/19/16 15:48		

REPORT OF LABORATORY ANALYSIS

This report shall not be reproduced, except in full,
without the written consent of Pace Analytical Services, Inc..

Pace Analytical Services, Inc.
9608 Loiret Blvd.
Lenexa, KS 66219
(913)599-5665

ANALYTICAL RESULTS

Project: FORT SMITH, AR
Pace Project No.: 60218544

Sample: ITMW-19-201605 **Lab ID: 60218544020** Collected: 05/05/16 15:35 Received: 05/06/16 09:51 Matrix: Water

Parameters	Results	Units	Report Limit	MDL	DF	Prepared	Analyzed	CAS No.	Qual
Alcohol by Direct Inject GCFID	Analytical Method: EPA 8015 - Alcohol								
2-Chloroethanol	ND	ug/L	10000	1530	1		05/12/16 10:44	107-07-3	
6010 MET ICP	Analytical Method: EPA 6010 Preparation Method: EPA 3010								
Iron	**12.3J**	ug/L	50.0	8.8	1	05/09/16 16:45	05/10/16 12:19	7439-89-6	
Manganese	**32.8**	ug/L	5.0	0.25	1	05/09/16 16:45	05/10/16 12:19	7439-96-5	
8260 MSV	Analytical Method: EPA 5030B/8260								
Acetone	**16.2**	ug/L	10.0	1.9	1		05/09/16 16:16	67-64-1	
Benzene	ND	ug/L	1.0	0.060	1		05/09/16 16:16	71-43-2	
Bromodichloromethane	ND	ug/L	1.0	0.19	1		05/09/16 16:16	75-27-4	
Bromoform	**0.71J**	ug/L	1.0	0.070	1		05/09/16 16:16	75-25-2	
Bromomethane	**0.42J**	ug/L	5.0	0.16	1		05/09/16 16:16	74-83-9	
2-Butanone (MEK)	ND	ug/L	10.0	0.59	1		05/09/16 16:16	78-93-3	
Carbon disulfide	ND	ug/L	5.0	0.12	1		05/09/16 16:16	75-15-0	
Carbon tetrachloride	ND	ug/L	1.0	0.18	1		05/09/16 16:16	56-23-5	
Chlorobenzene	ND	ug/L	1.0	0.21	1		05/09/16 16:16	108-90-7	
Chloroethane	ND	ug/L	1.0	0.15	1		05/09/16 16:16	75-00-3	
Chloroform	**0.25J**	ug/L	1.0	0.14	1		05/09/16 16:16	67-66-3	
Chloromethane	ND	ug/L	1.0	0.080	1		05/09/16 16:16	74-87-3	
Dibromochloromethane	ND	ug/L	1.0	0.21	1		05/09/16 16:16	124-48-1	
1,1-Dichloroethane	ND	ug/L	1.0	0.050	1		05/09/16 16:16	75-34-3	
1,2-Dichloroethane	ND	ug/L	1.0	0.12	1		05/09/16 16:16	107-06-2	
1,1-Dichloroethene	ND	ug/L	1.0	0.20	1		05/09/16 16:16	75-35-4	
cis-1,2-Dichloroethene	**0.28J**	ug/L	1.0	0.080	1		05/09/16 16:16	156-59-2	
trans-1,2-Dichloroethene	ND	ug/L	1.0	0.20	1		05/09/16 16:16	156-60-5	
1,2-Dichloropropane	ND	ug/L	1.0	0.16	1		05/09/16 16:16	78-87-5	
cis-1,3-Dichloropropene	ND	ug/L	1.0	0.14	1		05/09/16 16:16	10061-01-5	
trans-1,3-Dichloropropene	ND	ug/L	1.0	0.12	1		05/09/16 16:16	10061-02-6	
Ethylbenzene	ND	ug/L	1.0	0.18	1		05/09/16 16:16	100-41-4	
2-Hexanone	ND	ug/L	10.0	1.2	1		05/09/16 16:16	591-78-6	
Methylene chloride	ND	ug/L	1.0	0.15	1		05/09/16 16:16	75-09-2	
4-Methyl-2-pentanone (MIBK)	ND	ug/L	10.0	0.42	1		05/09/16 16:16	108-10-1	
Styrene	ND	ug/L	1.0	0.12	1		05/09/16 16:16	100-42-5	
1,1,2,2-Tetrachloroethane	ND	ug/L	1.0	0.15	1		05/09/16 16:16	79-34-5	
Tetrachloroethene	**0.15J**	ug/L	1.0	0.10	1		05/09/16 16:16	127-18-4	
Toluene	ND	ug/L	1.0	0.17	1		05/09/16 16:16	108-88-3	
1,1,1-Trichloroethane	ND	ug/L	1.0	0.11	1		05/09/16 16:16	71-55-6	
1,1,2-Trichloroethane	ND	ug/L	1.0	0.20	1		05/09/16 16:16	79-00-5	
Trichloroethene	**105**	ug/L	1.0	0.17	1		05/09/16 16:16	79-01-6	
Vinyl chloride	ND	ug/L	1.0	0.13	1		05/09/16 16:16	75-01-4	
Xylene (Total)	ND	ug/L	3.0	0.42	1		05/09/16 16:16	1330-20-7	
Surrogates									
4-Bromofluorobenzene (S)	100	%	77-130		1		05/09/16 16:16	460-00-4	
1,2-Dichloroethane-d4 (S)	107	%	81-127		1		05/09/16 16:16	17060-07-0	
Toluene-d8 (S)	96	%	80-120		1		05/09/16 16:16	2037-26-5	
Preservation pH	**3.0**		0.10	0.10	1		05/09/16 16:16		

REPORT OF LABORATORY ANALYSIS

This report shall not be reproduced, except in full,
without the written consent of Pace Analytical Services, Inc..

Pace Analytical Services, Inc.
9608 Loiret Blvd.
Lenexa, KS 66219
(913)599-5665

ANALYTICAL RESULTS

Project: FORT SMITH, AR
Pace Project No.: 60218544

Sample: ITMW-19-201605 **Lab ID: 60218544020** Collected: 05/05/16 15:35 Received: 05/06/16 09:51 Matrix: Water

Parameters	Results	Units	Report Limit	MDL	DF	Prepared	Analyzed	CAS No.	Qual
2320B Alkalinity	Analytical Method: SM 2320B								
Alkalinity,Bicarbonate (CaCO3)	**294**	mg/L	20.0	2.0	1		05/17/16 09:15		
Alkalinity, Carbonate (CaCO3)	ND	mg/L	20.0	2.0	1		05/17/16 09:15		
Alkalinity, Total as CaCO3	**294**	mg/L	20.0	2.0	1		05/17/16 09:15		
Iron, Ferric (Calculation)	Analytical Method: SM 3500-Fe B#4								
Iron, Ferric	ND	mg/L	0.20		1		05/17/16 00:00	7439-89-6	
4500H+ pH, Electrometric	Analytical Method: SM 4500-H+B								
pH at 25 Degrees C	**6.3**	Std. Units	0.10	0.10	1		05/17/16 00:00		H6
4500S2D Sulfide, Total	Analytical Method: SM 4500-S-2 D								
Sulfide, Total	ND	mg/L	0.050	0.012	1		05/12/16 12:38	18496-25-8	
300.0 IC Anions 28 Days	Analytical Method: EPA 300.0								
Chloride	**297**	mg/L	50.0	25.0	50		05/12/16 22:15	16887-00-6	
Sulfate	**4720**	mg/L	500	124	500		05/12/16 23:32	14808-79-8	
350.1 Ammonia	Analytical Method: EPA 350.1								
Nitrogen, Ammonia	**0.13**	mg/L	0.10	0.046	1		05/09/16 20:18	7664-41-7	
353.2 Nitrogen, NO2/NO3 unpres	Analytical Method: EPA 353.2								
Nitrogen, Nitrate	**4.6**	mg/L	0.10	0.012	1		05/06/16 18:15		
Nitrogen, Nitrite	ND	mg/L	0.10	0.010	1		05/06/16 18:15		
Nitrogen, NO2 plus NO3	**4.6**	mg/L	0.10	0.012	1		05/06/16 18:15		
Total Carbon Dioxide Calc	Analytical Method: SM 4500-CO2 D								
Carbon Dioxide Calculation	**528**	mg/L	20.0	20.0	1		05/23/16 00:00		
5310C TOC	Analytical Method: SM 5310C								
Total Organic Carbon	**0.44J**	mg/L	1.0	0.054	1		05/12/16 23:06	7440-44-0	B
SM4500P-E, Total Phosphorus	Analytical Method: SM 4500-P E Preparation Method: SM4500-P B								
Phosphate as P04	**0.89**	mg/L	0.030	0.010	1	05/19/16 10:53	05/19/16 15:50		

REPORT OF LABORATORY ANALYSIS

This report shall not be reproduced, except in full,
without the written consent of Pace Analytical Services, Inc..

Pace Analytical Services, Inc.
9608 Loiret Blvd.
Lenexa, KS 66219
(913)599-5665

ANALYTICAL RESULTS

Project: FORT SMITH, AR
Pace Project No.: 60218544

Sample: ITMW-13-201605 **Lab ID: 60218544021** Collected: 05/05/16 11:50 Received: 05/06/16 09:51 Matrix: Water

Parameters	Results	Units	Report Limit	MDL	DF	Prepared	Analyzed	CAS No.	Qual
Alcohol by Direct Inject GCFID	Analytical Method: EPA 8015 - Alcohol								
2-Chloroethanol	ND	ug/L	10000	1530	1		05/12/16 10:56	107-07-3	
6010 MET ICP	Analytical Method: EPA 6010 Preparation Method: EPA 3010								
Iron	**204**	ug/L	50.0	8.8	1	05/09/16 16:50	05/10/16 11:49	7439-89-6	
Manganese	**11.6**	ug/L	5.0	0.25	1	05/09/16 16:50	05/10/16 11:49	7439-96-5	B
8260 MSV	Analytical Method: EPA 5030B/8260								
Acetone	ND	ug/L	10.0	1.9	1		05/12/16 10:55	67-64-1	
Benzene	ND	ug/L	1.0	0.060	1		05/12/16 10:55	71-43-2	
Bromodichloromethane	ND	ug/L	1.0	0.19	1		05/12/16 10:55	75-27-4	
Bromoform	ND	ug/L	1.0	0.070	1		05/12/16 10:55	75-25-2	
Bromomethane	ND	ug/L	5.0	0.16	1		05/12/16 10:55	74-83-9	
2-Butanone (MEK)	ND	ug/L	10.0	0.59	1		05/12/16 10:55	78-93-3	
Carbon disulfide	ND	ug/L	5.0	0.12	1		05/12/16 10:55	75-15-0	
Carbon tetrachloride	ND	ug/L	1.0	0.18	1		05/12/16 10:55	56-23-5	
Chlorobenzene	ND	ug/L	1.0	0.21	1		05/12/16 10:55	108-90-7	
Chloroethane	ND	ug/L	1.0	0.15	1		05/12/16 10:55	75-00-3	
Chloroform	ND	ug/L	1.0	0.14	1		05/12/16 10:55	67-66-3	
Chloromethane	ND	ug/L	1.0	0.080	1		05/12/16 10:55	74-87-3	
Dibromochloromethane	ND	ug/L	1.0	0.21	1		05/12/16 10:55	124-48-1	
1,1-Dichloroethane	ND	ug/L	1.0	0.050	1		05/12/16 10:55	75-34-3	
1,2-Dichloroethane	ND	ug/L	1.0	0.12	1		05/12/16 10:55	107-06-2	
1,1-Dichloroethene	**0.23J**	ug/L	1.0	0.20	1		05/12/16 10:55	75-35-4	
cis-1,2-Dichloroethene	**20.8**	ug/L	1.0	0.080	1		05/12/16 10:55	156-59-2	
trans-1,2-Dichloroethene	ND	ug/L	1.0	0.20	1		05/12/16 10:55	156-60-5	
1,2-Dichloropropane	ND	ug/L	1.0	0.16	1		05/12/16 10:55	78-87-5	
cis-1,3-Dichloropropene	ND	ug/L	1.0	0.14	1		05/12/16 10:55	10061-01-5	
trans-1,3-Dichloropropene	ND	ug/L	1.0	0.12	1		05/12/16 10:55	10061-02-6	
Ethylbenzene	ND	ug/L	1.0	0.18	1		05/12/16 10:55	100-41-4	
2-Hexanone	ND	ug/L	10.0	1.2	1		05/12/16 10:55	591-78-6	
Methylene chloride	ND	ug/L	1.0	0.15	1		05/12/16 10:55	75-09-2	
4-Methyl-2-pentanone (MIBK)	ND	ug/L	10.0	0.42	1		05/12/16 10:55	108-10-1	
Styrene	ND	ug/L	1.0	0.12	1		05/12/16 10:55	100-42-5	
1,1,2,2-Tetrachloroethane	ND	ug/L	1.0	0.15	1		05/12/16 10:55	79-34-5	
Tetrachloroethene	ND	ug/L	1.0	0.10	1		05/12/16 10:55	127-18-4	
Toluene	ND	ug/L	1.0	0.17	1		05/12/16 10:55	108-88-3	
1,1,1-Trichloroethane	ND	ug/L	1.0	0.11	1		05/12/16 10:55	71-55-6	
1,1,2-Trichloroethane	ND	ug/L	1.0	0.20	1		05/12/16 10:55	79-00-5	
Trichloroethene	**41.9**	ug/L	1.0	0.17	1		05/12/16 10:55	79-01-6	
Vinyl chloride	**0.17J**	ug/L	1.0	0.13	1		05/12/16 10:55	75-01-4	
Xylene (Total)	ND	ug/L	3.0	0.42	1		05/12/16 10:55	1330-20-7	
Surrogates									
4-Bromofluorobenzene (S)	98	%	77-130		1		05/12/16 10:55	460-00-4	
1,2-Dichloroethane-d4 (S)	99	%	81-127		1		05/12/16 10:55	17060-07-0	
Toluene-d8 (S)	104	%	80-120		1		05/12/16 10:55	2037-26-5	
Preservation pH	**1.0**		0.10	0.10	1		05/12/16 10:55		

REPORT OF LABORATORY ANALYSIS

This report shall not be reproduced, except in full,
without the written consent of Pace Analytical Services, Inc..

Pace Analytical Services, Inc.
9608 Loiret Blvd.
Lenexa, KS 66219
(913)599-5665

ANALYTICAL RESULTS

Project: FORT SMITH, AR
Pace Project No.: 60218544

Sample: ITMW-13-201605 **Lab ID: 60218544021** Collected: 05/05/16 11:50 Received: 05/06/16 09:51 Matrix: Water

Parameters	Results	Units	Report Limit	MDL	DF	Prepared	Analyzed	CAS No.	Qual
2320B Alkalinity	Analytical Method: SM 2320B								
Alkalinity,Bicarbonate (CaCO3)	**69.8**	mg/L	20.0	2.0	1		05/17/16 09:19		
Alkalinity, Carbonate (CaCO3)	ND	mg/L	20.0	2.0	1		05/17/16 09:19		
Alkalinity, Total as CaCO3	**69.8**	mg/L	20.0	2.0	1		05/17/16 09:19		
Iron, Ferric (Calculation)	Analytical Method: SM 3500-Fe B#4								
Iron, Ferric	ND	mg/L	0.20		1		05/17/16 00:00	7439-89-6	
4500H+ pH, Electrometric	Analytical Method: SM 4500-H+B								
pH at 25 Degrees C	**6.2**	Std. Units	0.10	0.10	1		05/17/16 00:00		H6
4500S2D Sulfide, Total	Analytical Method: SM 4500-S-2 D								
Sulfide, Total	ND	mg/L	0.050	0.012	1		05/12/16 12:38	18496-25-8	
300.0 IC Anions 28 Days	Analytical Method: EPA 300.0								
Chloride	**19.1**	mg/L	2.0	1.0	2		05/13/16 00:34	16887-00-6	
Sulfate	**6.4**	mg/L	1.0	0.25	1		05/13/16 00:18	14808-79-8	
350.1 Ammonia	Analytical Method: EPA 350.1								
Nitrogen, Ammonia	ND	mg/L	0.10	0.046	1		05/09/16 20:24	7664-41-7	
353.2 Nitrogen, NO2/NO3 unpres	Analytical Method: EPA 353.2								
Nitrogen, Nitrate	**0.13**	mg/L	0.10	0.012	1		05/06/16 17:52		
Nitrogen, Nitrite	ND	mg/L	0.10	0.010	1		05/06/16 17:52		
Nitrogen, NO2 plus NO3	**0.13**	mg/L	0.10	0.012	1		05/06/16 17:52		
Total Carbon Dioxide Calc	Analytical Method: SM 4500-CO2 D								
Carbon Dioxide Calculation	**152**	mg/L	20.0	20.0	1		05/23/16 00:00		
5310C TOC	Analytical Method: SM 5310C								
Total Organic Carbon	**0.73J**	mg/L	1.0	0.054	1		05/16/16 12:03	7440-44-0	B
SM4500P-E, Total Phosphorus	Analytical Method: SM 4500-P E Preparation Method: SM4500-P B								
Phosphate as P04	**0.095**	mg/L	0.030	0.010	1	05/19/16 10:53	05/19/16 15:50		

REPORT OF LABORATORY ANALYSIS

This report shall not be reproduced, except in full,
without the written consent of Pace Analytical Services, Inc..

Pace Analytical Services, Inc.
9608 Loiret Blvd.
Lenexa, KS 66219
(913)599-5665

ANALYTICAL RESULTS

Project: FORT SMITH, AR
Pace Project No.: 60218544

Sample: ITMW-14-201605 **Lab ID: 60218544022** Collected: 05/05/16 10:10 Received: 05/06/16 09:51 Matrix: Water

Parameters	Results	Units	Report Limit	MDL	DF	Prepared	Analyzed	CAS No.	Qual
Alcohol by Direct Inject GCFID	Analytical Method: EPA 8015 - Alcohol								
2-Chloroethanol	ND	ug/L	10000	1530	1		05/12/16 11:07	107-07-3	
6010 MET ICP	Analytical Method: EPA 6010 Preparation Method: EPA 3010								
Iron	**638**	ug/L	50.0	8.8	1	05/09/16 16:50	05/10/16 11:52	7439-89-6	
Manganese	**20.4**	ug/L	5.0	0.25	1	05/09/16 16:50	05/10/16 11:52	7439-96-5	
8260 MSV	Analytical Method: EPA 5030B/8260								
Acetone	ND	ug/L	10.0	1.9	1		05/12/16 09:29	67-64-1	
Benzene	**0.20J**	ug/L	1.0	0.060	1		05/12/16 09:29	71-43-2	
Bromodichloromethane	ND	ug/L	1.0	0.19	1		05/12/16 09:29	75-27-4	
Bromoform	ND	ug/L	1.0	0.070	1		05/12/16 09:29	75-25-2	
Bromomethane	ND	ug/L	5.0	0.16	1		05/12/16 09:29	74-83-9	
2-Butanone (MEK)	ND	ug/L	10.0	0.59	1		05/12/16 09:29	78-93-3	
Carbon disulfide	ND	ug/L	5.0	0.12	1		05/12/16 09:29	75-15-0	
Carbon tetrachloride	ND	ug/L	1.0	0.18	1		05/12/16 09:29	56-23-5	
Chlorobenzene	ND	ug/L	1.0	0.21	1		05/12/16 09:29	108-90-7	
Chloroethane	ND	ug/L	1.0	0.15	1		05/12/16 09:29	75-00-3	
Chloroform	ND	ug/L	1.0	0.14	1		05/12/16 09:29	67-66-3	
Chloromethane	ND	ug/L	1.0	0.080	1		05/12/16 09:29	74-87-3	
Dibromochloromethane	ND	ug/L	1.0	0.21	1		05/12/16 09:29	124-48-1	
1,1-Dichloroethane	ND	ug/L	1.0	0.050	1		05/12/16 09:29	75-34-3	
1,2-Dichloroethane	**0.58J**	ug/L	1.0	0.12	1		05/12/16 09:29	107-06-2	
1,1-Dichloroethene	ND	ug/L	1.0	0.20	1		05/12/16 09:29	75-35-4	
cis-1,2-Dichloroethene	**8.6**	ug/L	1.0	0.080	1		05/12/16 09:29	156-59-2	
trans-1,2-Dichloroethene	ND	ug/L	1.0	0.20	1		05/12/16 09:29	156-60-5	
1,2-Dichloropropane	ND	ug/L	1.0	0.16	1		05/12/16 09:29	78-87-5	
cis-1,3-Dichloropropene	ND	ug/L	1.0	0.14	1		05/12/16 09:29	10061-01-5	
trans-1,3-Dichloropropene	ND	ug/L	1.0	0.12	1		05/12/16 09:29	10061-02-6	
Ethylbenzene	ND	ug/L	1.0	0.18	1		05/12/16 09:29	100-41-4	
2-Hexanone	ND	ug/L	10.0	1.2	1		05/12/16 09:29	591-78-6	
Methylene chloride	ND	ug/L	1.0	0.15	1		05/12/16 09:29	75-09-2	
4-Methyl-2-pentanone (MIBK)	ND	ug/L	10.0	0.42	1		05/12/16 09:29	108-10-1	
Styrene	ND	ug/L	1.0	0.12	1		05/12/16 09:29	100-42-5	
1,1,2,2-Tetrachloroethane	ND	ug/L	1.0	0.15	1		05/12/16 09:29	79-34-5	
Tetrachloroethene	**19.0**	ug/L	1.0	0.10	1		05/12/16 09:29	127-18-4	
Toluene	ND	ug/L	1.0	0.17	1		05/12/16 09:29	108-88-3	
1,1,1-Trichloroethane	ND	ug/L	1.0	0.11	1		05/12/16 09:29	71-55-6	
1,1,2-Trichloroethane	ND	ug/L	1.0	0.20	1		05/12/16 09:29	79-00-5	
Trichloroethene	**3.9**	ug/L	1.0	0.17	1		05/12/16 09:29	79-01-6	
Vinyl chloride	ND	ug/L	1.0	0.13	1		05/12/16 09:29	75-01-4	
Xylene (Total)	ND	ug/L	3.0	0.42	1		05/12/16 09:29	1330-20-7	
Surrogates									
4-Bromofluorobenzene (S)	98	%	77-130		1		05/12/16 09:29	460-00-4	
1,2-Dichloroethane-d4 (S)	101	%	81-127		1		05/12/16 09:29	17060-07-0	
Toluene-d8 (S)	102	%	80-120		1		05/12/16 09:29	2037-26-5	
Preservation pH	**1.0**		0.10	0.10	1		05/12/16 09:29		

REPORT OF LABORATORY ANALYSIS

This report shall not be reproduced, except in full,
without the written consent of Pace Analytical Services, Inc..

Pace Analytical Services, Inc.
9608 Loiret Blvd.
Lenexa, KS 66219
(913)599-5665

ANALYTICAL RESULTS

Project: FORT SMITH, AR
Pace Project No.: 60218544

Sample: ITMW-14-201605 **Lab ID: 60218544022** Collected: 05/05/16 10:10 Received: 05/06/16 09:51 Matrix: Water

Parameters	Results	Units	Report Limit	MDL	DF	Prepared	Analyzed	CAS No.	Qual
2320B Alkalinity	Analytical Method: SM 2320B								
Alkalinity,Bicarbonate (CaCO3)	**34.4**	mg/L	20.0	2.0	1		05/17/16 09:22		
Alkalinity, Carbonate (CaCO3)	ND	mg/L	20.0	2.0	1		05/17/16 09:22		
Alkalinity, Total as CaCO3	**34.4**	mg/L	20.0	2.0	1		05/17/16 09:22		
Iron, Ferric (Calculation)	Analytical Method: SM 3500-Fe B#4								
Iron, Ferric	**0.64**	mg/L	0.20		1		05/17/16 00:00	7439-89-6	
4500H+ pH, Electrometric	Analytical Method: SM 4500-H+B								
pH at 25 Degrees C	**5.9**	Std. Units	0.10	0.10	1		05/17/16 00:00		H6
4500S2D Sulfide, Total	Analytical Method: SM 4500-S-2 D								
Sulfide, Total	ND	mg/L	0.050	0.012	1		05/12/16 12:38	18496-25-8	
300.0 IC Anions 28 Days	Analytical Method: EPA 300.0								
Chloride	**6.9**	mg/L	1.0	0.50	1		05/13/16 00:49	16887-00-6	
Sulfate	**11.1**	mg/L	1.0	0.25	1		05/13/16 00:49	14808-79-8	
350.1 Ammonia	Analytical Method: EPA 350.1								
Nitrogen, Ammonia	ND	mg/L	0.10	0.046	1		05/09/16 20:26	7664-41-7	
353.2 Nitrogen, NO2/NO3 unpres	Analytical Method: EPA 353.2								
Nitrogen, Nitrate	**0.54**	mg/L	0.10	0.012	1		05/06/16 17:42		
Nitrogen, Nitrite	ND	mg/L	0.10	0.010	1		05/06/16 17:42		
Nitrogen, NO2 plus NO3	**0.54**	mg/L	0.10	0.012	1		05/06/16 17:42		
Total Carbon Dioxide Calc	Analytical Method: SM 4500-CO2 D								
Carbon Dioxide Calculation	**109**	mg/L	20.0	20.0	1		05/23/16 00:00		
5310C TOC	Analytical Method: SM 5310C								
Total Organic Carbon	**0.69J**	mg/L	1.0	0.054	1		05/16/16 12:15	7440-44-0	B
SM4500P-E, Total Phosphorus	Analytical Method: SM 4500-P E Preparation Method: SM4500-P B								
Phosphate as P04	**0.062**	mg/L	0.030	0.010	1	05/19/16 10:53	05/19/16 15:51		

REPORT OF LABORATORY ANALYSIS

This report shall not be reproduced, except in full,
without the written consent of Pace Analytical Services, Inc..

Pace Analytical Services, Inc.
9608 Loiret Blvd.
Lenexa, KS 66219
(913)599-5665

ANALYTICAL RESULTS

Project: FORT SMITH, AR
Pace Project No.: 60218544

Sample: ITMW-2-201605 **Lab ID: 60218544023** Collected: 05/05/16 08:20 Received: 05/06/16 09:51 Matrix: Water

Parameters	Results	Units	Report Limit	MDL	DF	Prepared	Analyzed	CAS No.	Qual
Alcohol by Direct Inject GCFID	Analytical Method: EPA 8015 - Alcohol								
2-Chloroethanol	ND	ug/L	10000	1530	1		05/12/16 11:18	107-07-3	
6010 MET ICP	Analytical Method: EPA 6010 Preparation Method: EPA 3010								
Iron	**1020**	ug/L	50.0	8.8	1	05/09/16 16:50	05/10/16 11:56	7439-89-6	
Manganese	**24.5**	ug/L	5.0	0.25	1	05/09/16 16:50	05/10/16 11:56	7439-96-5	
8260 MSV	Analytical Method: EPA 5030B/8260								
Acetone	ND	ug/L	10.0	1.9	1		05/12/16 09:44	67-64-1	
Benzene	ND	ug/L	1.0	0.060	1		05/12/16 09:44	71-43-2	
Bromodichloromethane	ND	ug/L	1.0	0.19	1		05/12/16 09:44	75-27-4	
Bromoform	ND	ug/L	1.0	0.070	1		05/12/16 09:44	75-25-2	
Bromomethane	ND	ug/L	5.0	0.16	1		05/12/16 09:44	74-83-9	
2-Butanone (MEK)	ND	ug/L	10.0	0.59	1		05/12/16 09:44	78-93-3	
Carbon disulfide	ND	ug/L	5.0	0.12	1		05/12/16 09:44	75-15-0	
Carbon tetrachloride	ND	ug/L	1.0	0.18	1		05/12/16 09:44	56-23-5	
Chlorobenzene	ND	ug/L	1.0	0.21	1		05/12/16 09:44	108-90-7	
Chloroethane	ND	ug/L	1.0	0.15	1		05/12/16 09:44	75-00-3	
Chloroform	ND	ug/L	1.0	0.14	1		05/12/16 09:44	67-66-3	
Chloromethane	ND	ug/L	1.0	0.080	1		05/12/16 09:44	74-87-3	
Dibromochloromethane	ND	ug/L	1.0	0.21	1		05/12/16 09:44	124-48-1	
1,1-Dichloroethane	ND	ug/L	1.0	0.050	1		05/12/16 09:44	75-34-3	
1,2-Dichloroethane	ND	ug/L	1.0	0.12	1		05/12/16 09:44	107-06-2	
1,1-Dichloroethene	ND	ug/L	1.0	0.20	1		05/12/16 09:44	75-35-4	
cis-1,2-Dichloroethene	**0.29J**	ug/L	1.0	0.080	1		05/12/16 09:44	156-59-2	
trans-1,2-Dichloroethene	ND	ug/L	1.0	0.20	1		05/12/16 09:44	156-60-5	
1,2-Dichloropropane	ND	ug/L	1.0	0.16	1		05/12/16 09:44	78-87-5	
cis-1,3-Dichloropropene	ND	ug/L	1.0	0.14	1		05/12/16 09:44	10061-01-5	
trans-1,3-Dichloropropene	ND	ug/L	1.0	0.12	1		05/12/16 09:44	10061-02-6	
Ethylbenzene	ND	ug/L	1.0	0.18	1		05/12/16 09:44	100-41-4	
2-Hexanone	ND	ug/L	10.0	1.2	1		05/12/16 09:44	591-78-6	
Methylene chloride	ND	ug/L	1.0	0.15	1		05/12/16 09:44	75-09-2	
4-Methyl-2-pentanone (MIBK)	ND	ug/L	10.0	0.42	1		05/12/16 09:44	108-10-1	
Styrene	ND	ug/L	1.0	0.12	1		05/12/16 09:44	100-42-5	
1,1,2,2-Tetrachloroethane	ND	ug/L	1.0	0.15	1		05/12/16 09:44	79-34-5	
Tetrachloroethene	**0.36J**	ug/L	1.0	0.10	1		05/12/16 09:44	127-18-4	
Toluene	ND	ug/L	1.0	0.17	1		05/12/16 09:44	108-88-3	
1,1,1-Trichloroethane	ND	ug/L	1.0	0.11	1		05/12/16 09:44	71-55-6	
1,1,2-Trichloroethane	ND	ug/L	1.0	0.20	1		05/12/16 09:44	79-00-5	
Trichloroethene	**0.25J**	ug/L	1.0	0.17	1		05/12/16 09:44	79-01-6	
Vinyl chloride	ND	ug/L	1.0	0.13	1		05/12/16 09:44	75-01-4	
Xylene (Total)	ND	ug/L	3.0	0.42	1		05/12/16 09:44	1330-20-7	
Surrogates									
4-Bromofluorobenzene (S)	97	%	77-130		1		05/12/16 09:44	460-00-4	
1,2-Dichloroethane-d4 (S)	101	%	81-127		1		05/12/16 09:44	17060-07-0	
Toluene-d8 (S)	103	%	80-120		1		05/12/16 09:44	2037-26-5	
Preservation pH	**1.0**		0.10	0.10	1		05/12/16 09:44		

REPORT OF LABORATORY ANALYSIS

This report shall not be reproduced, except in full,
without the written consent of Pace Analytical Services, Inc..

Pace Analytical Services, Inc.
9608 Loiret Blvd.
Lenexa, KS 66219
(913)599-5665

ANALYTICAL RESULTS

Project: FORT SMITH, AR
Pace Project No.: 60218544

Sample: ITMW-2-201605 **Lab ID: 60218544023** Collected: 05/05/16 08:20 Received: 05/06/16 09:51 Matrix: Water

Parameters	Results	Units	Report Limit	MDL	DF	Prepared	Analyzed	CAS No.	Qual
2320B Alkalinity	Analytical Method: SM 2320B								
Alkalinity,Bicarbonate (CaCO3)	**54.7**	mg/L	20.0	2.0	1		05/17/16 09:25		
Alkalinity, Carbonate (CaCO3)	ND	mg/L	20.0	2.0	1		05/17/16 09:25		
Alkalinity, Total as CaCO3	**54.7**	mg/L	20.0	2.0	1		05/17/16 09:25		
Iron, Ferric (Calculation)	Analytical Method: SM 3500-Fe B#4								
Iron, Ferric	**1.0**	mg/L	0.20		1		05/17/16 00:00	7439-89-6	
4500H+ pH, Electrometric	Analytical Method: SM 4500-H+B								
pH at 25 Degrees C	**6.0**	Std. Units	0.10	0.10	1		05/17/16 00:00		H6
4500S2D Sulfide, Total	Analytical Method: SM 4500-S-2 D								
Sulfide, Total	ND	mg/L	0.050	0.012	1		05/12/16 12:39	18496-25-8	
300.0 IC Anions 28 Days	Analytical Method: EPA 300.0								
Chloride	**101**	mg/L	10.0	5.0	10		05/13/16 01:20	16887-00-6	
Sulfate	**17.1**	mg/L	2.0	0.50	2		05/13/16 01:05	14808-79-8	
350.1 Ammonia	Analytical Method: EPA 350.1								
Nitrogen, Ammonia	ND	mg/L	0.10	0.046	1		05/09/16 20:27	7664-41-7	
353.2 Nitrogen, NO2/NO3 unpres	Analytical Method: EPA 353.2								
Nitrogen, Nitrate	**0.83**	mg/L	0.10	0.012	1		05/06/16 17:36		
Nitrogen, Nitrite	ND	mg/L	0.10	0.010	1		05/06/16 17:36		
Nitrogen, NO2 plus NO3	**0.83**	mg/L	0.10	0.012	1		05/06/16 17:36		
Total Carbon Dioxide Calc	Analytical Method: SM 4500-CO2 D								
Carbon Dioxide Calculation	**146**	mg/L	20.0	20.0	1		05/23/16 00:00		
5310C TOC	Analytical Method: SM 5310C								
Total Organic Carbon	**0.63J**	mg/L	1.0	0.054	1		05/16/16 12:28	7440-44-0	B
SM4500P-E, Total Phosphorus	Analytical Method: SM 4500-P E Preparation Method: SM4500-P B								
Phosphate as P04	**0.14**	mg/L	0.030	0.010	1	05/19/16 10:53	05/19/16 15:51		

REPORT OF LABORATORY ANALYSIS

This report shall not be reproduced, except in full,
without the written consent of Pace Analytical Services, Inc..

Pace Analytical Services, Inc.
9608 Loiret Blvd.
Lenexa, KS 66219
(913)599-5665

ANALYTICAL RESULTS

Project: FORT SMITH, AR
Pace Project No.: 60218544

Sample: ITMW-1-201605 **Lab ID: 60218544024** Collected: 05/05/16 13:50 Received: 05/06/16 09:51 Matrix: Water

Parameters	Results	Units	Report Limit	MDL	DF	Prepared	Analyzed	CAS No.	Qual
Alcohol by Direct Inject GCFID	Analytical Method: EPA 8015 - Alcohol								
2-Chloroethanol	ND	ug/L	10000	1530	1		05/12/16 11:30	107-07-3	
6010 MET ICP	Analytical Method: EPA 6010 Preparation Method: EPA 3010								
Iron	**31.7J**	ug/L	50.0	8.8	1	05/09/16 16:50	05/10/16 12:00	7439-89-6	
Manganese	**15.7**	ug/L	5.0	0.25	1	05/09/16 16:50	05/10/16 12:00	7439-96-5	B
8260 MSV	Analytical Method: EPA 5030B/8260								
Acetone	ND	ug/L	10.0	1.9	1		05/12/16 09:58	67-64-1	
Benzene	ND	ug/L	1.0	0.060	1		05/12/16 09:58	71-43-2	
Bromodichloromethane	ND	ug/L	1.0	0.19	1		05/12/16 09:58	75-27-4	
Bromoform	ND	ug/L	1.0	0.070	1		05/12/16 09:58	75-25-2	
Bromomethane	ND	ug/L	5.0	0.16	1		05/12/16 09:58	74-83-9	
2-Butanone (MEK)	ND	ug/L	10.0	0.59	1		05/12/16 09:58	78-93-3	
Carbon disulfide	ND	ug/L	5.0	0.12	1		05/12/16 09:58	75-15-0	
Carbon tetrachloride	ND	ug/L	1.0	0.18	1		05/12/16 09:58	56-23-5	
Chlorobenzene	ND	ug/L	1.0	0.21	1		05/12/16 09:58	108-90-7	
Chloroethane	ND	ug/L	1.0	0.15	1		05/12/16 09:58	75-00-3	
Chloroform	ND	ug/L	1.0	0.14	1		05/12/16 09:58	67-66-3	
Chloromethane	ND	ug/L	1.0	0.080	1		05/12/16 09:58	74-87-3	
Dibromochloromethane	ND	ug/L	1.0	0.21	1		05/12/16 09:58	124-48-1	
1,1-Dichloroethane	ND	ug/L	1.0	0.050	1		05/12/16 09:58	75-34-3	
1,2-Dichloroethane	ND	ug/L	1.0	0.12	1		05/12/16 09:58	107-06-2	
1,1-Dichloroethene	ND	ug/L	1.0	0.20	1		05/12/16 09:58	75-35-4	
cis-1,2-Dichloroethene	**8.0**	ug/L	1.0	0.080	1		05/12/16 09:58	156-59-2	
trans-1,2-Dichloroethene	ND	ug/L	1.0	0.20	1		05/12/16 09:58	156-60-5	
1,2-Dichloropropane	ND	ug/L	1.0	0.16	1		05/12/16 09:58	78-87-5	
cis-1,3-Dichloropropene	ND	ug/L	1.0	0.14	1		05/12/16 09:58	10061-01-5	
trans-1,3-Dichloropropene	ND	ug/L	1.0	0.12	1		05/12/16 09:58	10061-02-6	
Ethylbenzene	ND	ug/L	1.0	0.18	1		05/12/16 09:58	100-41-4	
2-Hexanone	ND	ug/L	10.0	1.2	1		05/12/16 09:58	591-78-6	
Methylene chloride	ND	ug/L	1.0	0.15	1		05/12/16 09:58	75-09-2	
4-Methyl-2-pentanone (MIBK)	ND	ug/L	10.0	0.42	1		05/12/16 09:58	108-10-1	
Styrene	ND	ug/L	1.0	0.12	1		05/12/16 09:58	100-42-5	
1,1,2,2-Tetrachloroethane	ND	ug/L	1.0	0.15	1		05/12/16 09:58	79-34-5	
Tetrachloroethene	ND	ug/L	1.0	0.10	1		05/12/16 09:58	127-18-4	
Toluene	ND	ug/L	1.0	0.17	1		05/12/16 09:58	108-88-3	
1,1,1-Trichloroethane	ND	ug/L	1.0	0.11	1		05/12/16 09:58	71-55-6	
1,1,2-Trichloroethane	ND	ug/L	1.0	0.20	1		05/12/16 09:58	79-00-5	
Trichloroethene	**17.2**	ug/L	1.0	0.17	1		05/12/16 09:58	79-01-6	
Vinyl chloride	ND	ug/L	1.0	0.13	1		05/12/16 09:58	75-01-4	
Xylene (Total)	ND	ug/L	3.0	0.42	1		05/12/16 09:58	1330-20-7	
Surrogates									
4-Bromofluorobenzene (S)	101	%	77-130		1		05/12/16 09:58	460-00-4	
1,2-Dichloroethane-d4 (S)	96	%	81-127		1		05/12/16 09:58	17060-07-0	
Toluene-d8 (S)	100	%	80-120		1		05/12/16 09:58	2037-26-5	
Preservation pH	**1.0**		0.10	0.10	1		05/12/16 09:58		

REPORT OF LABORATORY ANALYSIS

This report shall not be reproduced, except in full,
without the written consent of Pace Analytical Services, Inc..

Pace Analytical Services, Inc.
9608 Loiret Blvd.
Lenexa, KS 66219
(913)599-5665

ANALYTICAL RESULTS

Project: FORT SMITH, AR
Pace Project No.: 60218544

Sample: ITMW-1-201605 **Lab ID: 60218544024** Collected: 05/05/16 13:50 Received: 05/06/16 09:51 Matrix: Water

Parameters	Results	Units	Report Limit	MDL	DF	Prepared	Analyzed	CAS No.	Qual
2320B Alkalinity	Analytical Method: SM 2320B								
Alkalinity,Bicarbonate (CaCO3)	**57.9**	mg/L	20.0	2.0	1		05/17/16 09:28		
Alkalinity, Carbonate (CaCO3)	ND	mg/L	20.0	2.0	1		05/17/16 09:28		
Alkalinity, Total as CaCO3	**57.9**	mg/L	20.0	2.0	1		05/17/16 09:28		
Iron, Ferric (Calculation)	Analytical Method: SM 3500-Fe B#4								
Iron, Ferric	ND	mg/L	0.20		1		05/17/16 00:00	7439-89-6	
4500H+ pH, Electrometric	Analytical Method: SM 4500-H+B								
pH at 25 Degrees C	**5.9**	Std. Units	0.10	0.10	1		05/17/16 00:00		H6
4500S2D Sulfide, Total	Analytical Method: SM 4500-S-2 D								
Sulfide, Total	ND	mg/L	0.050	0.012	1		05/12/16 12:39	18496-25-8	
300.0 IC Anions 28 Days	Analytical Method: EPA 300.0								
Chloride	**95.4**	mg/L	10.0	5.0	10		05/13/16 02:22	16887-00-6	
Sulfate	**16.0**	mg/L	1.0	0.25	1		05/13/16 01:35	14808-79-8	
350.1 Ammonia	Analytical Method: EPA 350.1								
Nitrogen, Ammonia	ND	mg/L	0.10	0.046	1		05/09/16 20:29	7664-41-7	
353.2 Nitrogen, NO2/NO3 unpres	Analytical Method: EPA 353.2								
Nitrogen, Nitrate	**0.84**	mg/L	0.10	0.012	1		05/06/16 18:06		
Nitrogen, Nitrite	ND	mg/L	0.10	0.010	1		05/06/16 18:06		
Nitrogen, NO2 plus NO3	**0.84**	mg/L	0.10	0.012	1		05/06/16 18:06		
Total Carbon Dioxide Calc	Analytical Method: SM 4500-CO2 D								
Carbon Dioxide Calculation	**184**	mg/L	20.0	20.0	1		05/23/16 00:00		
5310C TOC	Analytical Method: SM 5310C								
Total Organic Carbon	**0.37J**	mg/L	1.0	0.054	1		05/20/16 11:40	7440-44-0	B
SM4500P-E, Total Phosphorus	Analytical Method: SM 4500-P E Preparation Method: SM4500-P B								
Phosphate as P04	**0.095**	mg/L	0.030	0.010	1	05/19/16 10:53	05/19/16 15:51		

REPORT OF LABORATORY ANALYSIS

This report shall not be reproduced, except in full,
without the written consent of Pace Analytical Services, Inc..

Pace Analytical Services, Inc.
9608 Loiret Blvd.
Lenexa, KS 66219
(913)599-5665

ANALYTICAL RESULTS

Project: FORT SMITH, AR
Pace Project No.: 60218544

Sample: MW-87-201605 **Lab ID: 60218544025** Collected: 05/05/16 08:50 Received: 05/06/16 09:51 Matrix: Water

Parameters	Results	Units	Report Limit	MDL	DF	Prepared	Analyzed	CAS No.	Qual
Alcohol by Direct Inject GCFID	Analytical Method: EPA 8015 - Alcohol								
2-Chloroethanol	ND	ug/L	10000	1530	1		05/12/16 11:41	107-07-3	
6010 MET ICP	Analytical Method: EPA 6010 Preparation Method: EPA 3010								
Iron	**136**	ug/L	50.0	8.8	1	05/09/16 16:50	05/10/16 12:03	7439-89-6	
Manganese	**51.9**	ug/L	5.0	0.25	1	05/09/16 16:50	05/10/16 12:03	7439-96-5	
8260 MSV	Analytical Method: EPA 5030B/8260								
Acetone	ND	ug/L	10.0	1.9	1		05/12/16 12:07	67-64-1	
Benzene	**0.11J**	ug/L	1.0	0.060	1		05/12/16 12:07	71-43-2	
Bromodichloromethane	ND	ug/L	1.0	0.19	1		05/12/16 12:07	75-27-4	
Bromoform	ND	ug/L	1.0	0.070	1		05/12/16 12:07	75-25-2	
Bromomethane	ND	ug/L	5.0	0.16	1		05/12/16 12:07	74-83-9	
2-Butanone (MEK)	ND	ug/L	10.0	0.59	1		05/12/16 12:07	78-93-3	
Carbon disulfide	ND	ug/L	5.0	0.12	1		05/12/16 12:07	75-15-0	
Carbon tetrachloride	ND	ug/L	1.0	0.18	1		05/12/16 12:07	56-23-5	
Chlorobenzene	ND	ug/L	1.0	0.21	1		05/12/16 12:07	108-90-7	
Chloroethane	ND	ug/L	1.0	0.15	1		05/12/16 12:07	75-00-3	
Chloroform	**0.33J**	ug/L	1.0	0.14	1		05/12/16 12:07	67-66-3	
Chloromethane	ND	ug/L	1.0	0.080	1		05/12/16 12:07	74-87-3	
Dibromochloromethane	ND	ug/L	1.0	0.21	1		05/12/16 12:07	124-48-1	
1,1-Dichloroethane	**2.2**	ug/L	1.0	0.050	1		05/12/16 12:07	75-34-3	
1,2-Dichloroethane	ND	ug/L	1.0	0.12	1		05/12/16 12:07	107-06-2	
1,1-Dichloroethene	**6.6**	ug/L	1.0	0.20	1		05/12/16 12:07	75-35-4	
cis-1,2-Dichloroethene	**51.6**	ug/L	1.0	0.080	1		05/12/16 12:07	156-59-2	
trans-1,2-Dichloroethene	**0.67J**	ug/L	1.0	0.20	1		05/12/16 12:07	156-60-5	
1,2-Dichloropropane	ND	ug/L	1.0	0.16	1		05/12/16 12:07	78-87-5	
cis-1,3-Dichloropropene	ND	ug/L	1.0	0.14	1		05/12/16 12:07	10061-01-5	
trans-1,3-Dichloropropene	ND	ug/L	1.0	0.12	1		05/12/16 12:07	10061-02-6	
Ethylbenzene	ND	ug/L	1.0	0.18	1		05/12/16 12:07	100-41-4	
2-Hexanone	ND	ug/L	10.0	1.2	1		05/12/16 12:07	591-78-6	
Methylene chloride	ND	ug/L	1.0	0.15	1		05/12/16 12:07	75-09-2	
4-Methyl-2-pentanone (MIBK)	ND	ug/L	10.0	0.42	1		05/12/16 12:07	108-10-1	
Styrene	ND	ug/L	1.0	0.12	1		05/12/16 12:07	100-42-5	
1,1,2,2-Tetrachloroethane	ND	ug/L	1.0	0.15	1		05/12/16 12:07	79-34-5	
Tetrachloroethene	**3.9**	ug/L	1.0	0.10	1		05/12/16 12:07	127-18-4	
Toluene	ND	ug/L	1.0	0.17	1		05/12/16 12:07	108-88-3	
1,1,1-Trichloroethane	ND	ug/L	1.0	0.11	1		05/12/16 12:07	71-55-6	
1,1,2-Trichloroethane	ND	ug/L	1.0	0.20	1		05/12/16 12:07	79-00-5	
Trichloroethene	**839**	ug/L	20.0	3.4	20		05/12/16 12:21	79-01-6	
Vinyl chloride	**0.36J**	ug/L	1.0	0.13	1		05/12/16 12:07	75-01-4	
Xylene (Total)	ND	ug/L	3.0	0.42	1		05/12/16 12:07	1330-20-7	
Surrogates									
4-Bromofluorobenzene (S)	98	%	77-130		1		05/12/16 12:07	460-00-4	
1,2-Dichloroethane-d4 (S)	101	%	81-127		1		05/12/16 12:07	17060-07-0	
Toluene-d8 (S)	104	%	80-120		1		05/12/16 12:07	2037-26-5	
Preservation pH	**1.0**		0.10	0.10	1		05/12/16 12:07		

REPORT OF LABORATORY ANALYSIS

This report shall not be reproduced, except in full,
without the written consent of Pace Analytical Services, Inc..

Pace Analytical Services, Inc.
9608 Loiret Blvd.
Lenexa, KS 66219
(913)599-5665

ANALYTICAL RESULTS

Project: FORT SMITH, AR
Pace Project No.: 60218544

Sample: MW-87-201605 **Lab ID: 60218544025** Collected: 05/05/16 08:50 Received: 05/06/16 09:51 Matrix: Water

Parameters	Results	Units	Report Limit	MDL	DF	Prepared	Analyzed	CAS No.	Qual
2320B Alkalinity	Analytical Method: SM 2320B								
Alkalinity,Bicarbonate (CaCO3)	**51.2**	mg/L	20.0	2.0	1		05/17/16 09:40		
Alkalinity, Carbonate (CaCO3)	ND	mg/L	20.0	2.0	1		05/17/16 09:40		
Alkalinity, Total as CaCO3	**51.2**	mg/L	20.0	2.0	1		05/17/16 09:40		
Iron, Ferric (Calculation)	Analytical Method: SM 3500-Fe B#4								
Iron, Ferric	ND	mg/L	0.20		1		05/17/16 00:00	7439-89-6	
4500H+ pH, Electrometric	Analytical Method: SM 4500-H+B								
pH at 25 Degrees C	**5.8**	Std. Units	0.10	0.10	1		05/17/16 00:00		H6
4500S2D Sulfide, Total	Analytical Method: SM 4500-S-2 D								
Sulfide, Total	ND	mg/L	0.050	0.012	1		05/12/16 12:39	18496-25-8	
300.0 IC Anions 28 Days	Analytical Method: EPA 300.0								
Chloride	**65.0**	mg/L	5.0	2.5	5		05/13/16 02:52	16887-00-6	
Sulfate	**11.8**	mg/L	1.0	0.25	1		05/13/16 02:37	14808-79-8	
350.1 Ammonia	Analytical Method: EPA 350.1								
Nitrogen, Ammonia	ND	mg/L	0.10	0.046	1		05/09/16 20:30	7664-41-7	
353.2 Nitrogen, NO2/NO3 unpres	Analytical Method: EPA 353.2								
Nitrogen, Nitrate	**3.6**	mg/L	0.10	0.012	1		05/06/16 17:41		
Nitrogen, Nitrite	ND	mg/L	0.10	0.010	1		05/06/16 17:41		
Nitrogen, NO2 plus NO3	**3.6**	mg/L	0.10	0.012	1		05/06/16 17:41		
Total Carbon Dioxide Calc	Analytical Method: SM 4500-CO2 D								
Carbon Dioxide Calculation	**190**	mg/L	20.0	20.0	1		05/23/16 00:00		
5310C TOC	Analytical Method: SM 5310C								
Total Organic Carbon	**0.48J**	mg/L	1.0	0.054	1		05/20/16 12:05	7440-44-0	B
SM4500P-E, Total Phosphorus	Analytical Method: SM 4500-P E Preparation Method: SM4500-P B								
Phosphate as P04	**0.047**	mg/L	0.030	0.010	1	05/19/16 10:53	05/19/16 15:51		

REPORT OF LABORATORY ANALYSIS

This report shall not be reproduced, except in full,
without the written consent of Pace Analytical Services, Inc..

Pace Analytical Services, Inc.
9608 Loiret Blvd.
Lenexa, KS 66219
(913)599-5665

ANALYTICAL RESULTS

Project: FORT SMITH, AR
Pace Project No.: 60218544

Sample: ITMW-21-201605 **Lab ID: 60218544026** Collected: 05/05/16 10:34 Received: 05/06/16 09:51 Matrix: Water

Parameters	Results	Units	Report Limit	MDL	DF	Prepared	Analyzed	CAS No.	Qual
Alcohol by Direct Inject GCFID	Analytical Method: EPA 8015 - Alcohol								
2-Chloroethanol	ND	ug/L	10000	1530	1		05/12/16 11:52	107-07-3	
6010 MET ICP	Analytical Method: EPA 6010 Preparation Method: EPA 3010								
Iron	ND	ug/L	50.0	8.8	1	05/09/16 16:50	05/10/16 12:07	7439-89-6	
Manganese	**213**	ug/L	5.0	0.25	1	05/09/16 16:50	05/10/16 12:07	7439-96-5	
8260 MSV	Analytical Method: EPA 5030B/8260								
Acetone	ND	ug/L	10.0	1.9	1		05/12/16 10:12	67-64-1	
Benzene	ND	ug/L	1.0	0.060	1		05/12/16 10:12	71-43-2	
Bromodichloromethane	ND	ug/L	1.0	0.19	1		05/12/16 10:12	75-27-4	
Bromoform	ND	ug/L	1.0	0.070	1		05/12/16 10:12	75-25-2	
Bromomethane	ND	ug/L	5.0	0.16	1		05/12/16 10:12	74-83-9	
2-Butanone (MEK)	ND	ug/L	10.0	0.59	1		05/12/16 10:12	78-93-3	
Carbon disulfide	ND	ug/L	5.0	0.12	1		05/12/16 10:12	75-15-0	
Carbon tetrachloride	ND	ug/L	1.0	0.18	1		05/12/16 10:12	56-23-5	
Chlorobenzene	ND	ug/L	1.0	0.21	1		05/12/16 10:12	108-90-7	
Chloroethane	ND	ug/L	1.0	0.15	1		05/12/16 10:12	75-00-3	
Chloroform	ND	ug/L	1.0	0.14	1		05/12/16 10:12	67-66-3	
Chloromethane	ND	ug/L	1.0	0.080	1		05/12/16 10:12	74-87-3	
Dibromochloromethane	ND	ug/L	1.0	0.21	1		05/12/16 10:12	124-48-1	
1,1-Dichloroethane	ND	ug/L	1.0	0.050	1		05/12/16 10:12	75-34-3	
1,2-Dichloroethane	ND	ug/L	1.0	0.12	1		05/12/16 10:12	107-06-2	
1,1-Dichloroethene	ND	ug/L	1.0	0.20	1		05/12/16 10:12	75-35-4	
cis-1,2-Dichloroethene	**0.30J**	ug/L	1.0	0.080	1		05/12/16 10:12	156-59-2	
trans-1,2-Dichloroethene	ND	ug/L	1.0	0.20	1		05/12/16 10:12	156-60-5	
1,2-Dichloropropane	ND	ug/L	1.0	0.16	1		05/12/16 10:12	78-87-5	
cis-1,3-Dichloropropene	ND	ug/L	1.0	0.14	1		05/12/16 10:12	10061-01-5	
trans-1,3-Dichloropropene	ND	ug/L	1.0	0.12	1		05/12/16 10:12	10061-02-6	
Ethylbenzene	ND	ug/L	1.0	0.18	1		05/12/16 10:12	100-41-4	
2-Hexanone	ND	ug/L	10.0	1.2	1		05/12/16 10:12	591-78-6	
Methylene chloride	ND	ug/L	1.0	0.15	1		05/12/16 10:12	75-09-2	
4-Methyl-2-pentanone (MIBK)	ND	ug/L	10.0	0.42	1		05/12/16 10:12	108-10-1	
Styrene	ND	ug/L	1.0	0.12	1		05/12/16 10:12	100-42-5	
1,1,2,2-Tetrachloroethane	ND	ug/L	1.0	0.15	1		05/12/16 10:12	79-34-5	
Tetrachloroethene	ND	ug/L	1.0	0.10	1		05/12/16 10:12	127-18-4	
Toluene	ND	ug/L	1.0	0.17	1		05/12/16 10:12	108-88-3	
1,1,1-Trichloroethane	ND	ug/L	1.0	0.11	1		05/12/16 10:12	71-55-6	
1,1,2-Trichloroethane	ND	ug/L	1.0	0.20	1		05/12/16 10:12	79-00-5	
Trichloroethene	**11.1**	ug/L	1.0	0.17	1		05/12/16 10:12	79-01-6	
Vinyl chloride	ND	ug/L	1.0	0.13	1		05/12/16 10:12	75-01-4	
Xylene (Total)	ND	ug/L	3.0	0.42	1		05/12/16 10:12	1330-20-7	
Surrogates									
4-Bromofluorobenzene (S)	99	%	77-130		1		05/12/16 10:12	460-00-4	
1,2-Dichloroethane-d4 (S)	100	%	81-127		1		05/12/16 10:12	17060-07-0	
Toluene-d8 (S)	101	%	80-120		1		05/12/16 10:12	2037-26-5	
Preservation pH	**1.0**		0.10	0.10	1		05/12/16 10:12		

REPORT OF LABORATORY ANALYSIS

This report shall not be reproduced, except in full,
without the written consent of Pace Analytical Services, Inc..

Pace Analytical Services, Inc.
9608 Loiret Blvd.
Lenexa, KS 66219
(913)599-5665

ANALYTICAL RESULTS

Project: FORT SMITH, AR
Pace Project No.: 60218544

Sample: ITMW-21-201605 **Lab ID: 60218544026** Collected: 05/05/16 10:34 Received: 05/06/16 09:51 Matrix: Water

Parameters	Results	Units	Report Limit	MDL	DF	Prepared	Analyzed	CAS No.	Qual
2320B Alkalinity	Analytical Method: SM 2320B								
Alkalinity,Bicarbonate (CaCO3)	ND	mg/L	20.0	2.0	1		05/17/16 09:43		
Alkalinity, Carbonate (CaCO3)	ND	mg/L	20.0	2.0	1		05/17/16 09:43		
Alkalinity, Total as CaCO3	ND	mg/L	20.0	2.0	1		05/17/16 09:43		
Iron, Ferric (Calculation)	Analytical Method: SM 3500-Fe B#4								
Iron, Ferric	ND	mg/L	0.20		1		05/17/16 00:00	7439-89-6	
4500H+ pH, Electrometric	Analytical Method: SM 4500-H+B								
pH at 25 Degrees C	**5.0**	Std. Units	0.10	0.10	1		05/17/16 00:00		H6
4500S2D Sulfide, Total	Analytical Method: SM 4500-S-2 D								
Sulfide, Total	ND	mg/L	0.050	0.012	1		05/12/16 12:40	18496-25-8	
300.0 IC Anions 28 Days	Analytical Method: EPA 300.0								
Chloride	**616**	mg/L	50.0	25.0	50		05/13/16 03:23	16887-00-6	
Sulfate	**3.5**	mg/L	1.0	0.25	1		05/13/16 03:08	14808-79-8	
350.1 Ammonia	Analytical Method: EPA 350.1								
Nitrogen, Ammonia	ND	mg/L	0.10	0.046	1		05/09/16 20:32	7664-41-7	
353.2 Nitrogen, NO2/NO3 unpres	Analytical Method: EPA 353.2								
Nitrogen, Nitrate	**0.21**	mg/L	0.10	0.012	1		05/06/16 17:44		
Nitrogen, Nitrite	ND	mg/L	0.10	0.010	1		05/06/16 17:44		
Nitrogen, NO2 plus NO3	**0.21**	mg/L	0.10	0.012	1		05/06/16 17:44		
Total Carbon Dioxide Calc	Analytical Method: SM 4500-CO2 D								
Carbon Dioxide Calculation	ND	mg/L	20.0	20.0	1		05/23/16 00:00		
5310C TOC	Analytical Method: SM 5310C								
Total Organic Carbon	**0.22J**	mg/L	1.0	0.054	1		05/20/16 12:18	7440-44-0	B
SM4500P-E, Total Phosphorus	Analytical Method: SM 4500-P E Preparation Method: SM4500-P B								
Phosphate as P04	**0.051**	mg/L	0.030	0.010	1	05/19/16 10:53	05/19/16 15:52		

REPORT OF LABORATORY ANALYSIS

This report shall not be reproduced, except in full,
without the written consent of Pace Analytical Services, Inc..

Pace Analytical Services, Inc.
9608 Loiret Blvd.
Lenexa, KS 66219
(913)599-5665

ANALYTICAL RESULTS

Project: FORT SMITH, AR
Pace Project No.: 60218544

Sample: MW-94-201605 **Lab ID: 60218544027** Collected: 05/05/16 10:44 Received: 05/06/16 09:51 Matrix: Water

Parameters	Results	Units	Report Limit	MDL	DF	Prepared	Analyzed	CAS No.	Qual
Alcohol by Direct Inject GCFID	Analytical Method: EPA 8015 - Alcohol								
2-Chloroethanol	ND	ug/L	10000	1530	1		05/12/16 12:04	107-07-3	
6010 MET ICP	Analytical Method: EPA 6010 Preparation Method: EPA 3010								
Iron	**210**	ug/L	50.0	8.8	1	05/09/16 16:50	05/12/16 18:01	7439-89-6	
Manganese	**61.1**	ug/L	5.0	0.25	1	05/09/16 16:50	05/10/16 12:18	7439-96-5	
8260 MSV	Analytical Method: EPA 5030B/8260								
Acetone	**44.1**	ug/L	10.0	1.9	1		05/12/16 15:36	67-64-1	
Benzene	ND	ug/L	1.0	0.060	1		05/12/16 15:36	71-43-2	
Bromodichloromethane	ND	ug/L	1.0	0.19	1		05/12/16 15:36	75-27-4	
Bromoform	ND	ug/L	1.0	0.070	1		05/12/16 15:36	75-25-2	
Bromomethane	**10.4**	ug/L	5.0	0.16	1		05/12/16 15:36	74-83-9	B
2-Butanone (MEK)	**0.87J**	ug/L	10.0	0.59	1		05/12/16 15:36	78-93-3	
Carbon disulfide	ND	ug/L	5.0	0.12	1		05/12/16 15:36	75-15-0	
Carbon tetrachloride	ND	ug/L	1.0	0.18	1		05/12/16 15:36	56-23-5	
Chlorobenzene	ND	ug/L	1.0	0.21	1		05/12/16 15:36	108-90-7	
Chloroethane	ND	ug/L	1.0	0.15	1		05/12/16 15:36	75-00-3	
Chloroform	**2.3**	ug/L	1.0	0.14	1		05/12/16 15:36	67-66-3	
Chloromethane	**8.3**	ug/L	1.0	0.080	1		05/12/16 15:36	74-87-3	
Dibromochloromethane	ND	ug/L	1.0	0.21	1		05/12/16 15:36	124-48-1	
1,1-Dichloroethane	**0.92J**	ug/L	1.0	0.050	1		05/12/16 15:36	75-34-3	
1,2-Dichloroethane	ND	ug/L	1.0	0.12	1		05/12/16 15:36	107-06-2	
1,1-Dichloroethene	**1.0**	ug/L	1.0	0.20	1		05/12/16 15:36	75-35-4	
cis-1,2-Dichloroethene	**15.6**	ug/L	1.0	0.080	1		05/12/16 15:36	156-59-2	
trans-1,2-Dichloroethene	**2.5**	ug/L	1.0	0.20	1		05/12/16 15:36	156-60-5	L1
1,2-Dichloropropane	ND	ug/L	1.0	0.16	1		05/12/16 15:36	78-87-5	
cis-1,3-Dichloropropene	ND	ug/L	1.0	0.14	1		05/12/16 15:36	10061-01-5	
trans-1,3-Dichloropropene	ND	ug/L	1.0	0.12	1		05/12/16 15:36	10061-02-6	
Ethylbenzene	ND	ug/L	1.0	0.18	1		05/12/16 15:36	100-41-4	
2-Hexanone	ND	ug/L	10.0	1.2	1		05/12/16 15:36	591-78-6	
Methylene chloride	**0.63J**	ug/L	1.0	0.15	1		05/12/16 15:36	75-09-2	B
4-Methyl-2-pentanone (MIBK)	ND	ug/L	10.0	0.42	1		05/12/16 15:36	108-10-1	
Styrene	ND	ug/L	1.0	0.12	1		05/12/16 15:36	100-42-5	
1,1,2,2-Tetrachloroethane	**1.3**	ug/L	1.0	0.15	1		05/12/16 15:36	79-34-5	
Tetrachloroethene	**0.32J**	ug/L	1.0	0.10	1		05/12/16 15:36	127-18-4	
Toluene	ND	ug/L	1.0	0.17	1		05/12/16 15:36	108-88-3	
1,1,1-Trichloroethane	ND	ug/L	1.0	0.11	1		05/12/16 15:36	71-55-6	
1,1,2-Trichloroethane	**0.28J**	ug/L	1.0	0.20	1		05/12/16 15:36	79-00-5	
Trichloroethene	**424**	ug/L	20.0	3.4	20		05/09/16 17:28	79-01-6	
Vinyl chloride	ND	ug/L	1.0	0.13	1		05/12/16 15:36	75-01-4	
Xylene (Total)	ND	ug/L	3.0	0.42	1		05/12/16 15:36	1330-20-7	
Surrogates									
4-Bromofluorobenzene (S)	100	%	77-130		1		05/12/16 15:36	460-00-4	
1,2-Dichloroethane-d4 (S)	104	%	81-127		1		05/12/16 15:36	17060-07-0	
Toluene-d8 (S)	100	%	80-120		1		05/12/16 15:36	2037-26-5	
Preservation pH	**1.0**		0.10	0.10	1		05/12/16 15:36		pH

REPORT OF LABORATORY ANALYSIS

This report shall not be reproduced, except in full,
without the written consent of Pace Analytical Services, Inc..

Pace Analytical Services, Inc.
9608 Loiret Blvd.
Lenexa, KS 66219
(913)599-5665

ANALYTICAL RESULTS

Project: FORT SMITH, AR
Pace Project No.: 60218544

Sample: MW-94-201605 **Lab ID: 60218544027** Collected: 05/05/16 10:44 Received: 05/06/16 09:51 Matrix: Water

Parameters	Results	Units	Report Limit	MDL	DF	Prepared	Analyzed	CAS No.	Qual
2320B Alkalinity	Analytical Method: SM 2320B								
Alkalinity,Bicarbonate (CaCO3)	**22.9**	mg/L	20.0	2.0	1		05/17/16 09:49		
Alkalinity, Carbonate (CaCO3)	ND	mg/L	20.0	2.0	1		05/17/16 09:49		
Alkalinity, Total as CaCO3	**22.9**	mg/L	20.0	2.0	1		05/17/16 09:49		
Iron, Ferric (Calculation)	Analytical Method: SM 3500-Fe B#4								
Iron, Ferric	ND	mg/L	0.20		1		05/17/16 00:00	7439-89-6	
4500H+ pH, Electrometric	Analytical Method: SM 4500-H+B								
pH at 25 Degrees C	**4.8**	Std. Units	0.10	0.10	1		05/17/16 00:00		H6
4500S2D Sulfide, Total	Analytical Method: SM 4500-S-2 D								
Sulfide, Total	ND	mg/L	0.050	0.012	1		05/12/16 12:40	18496-25-8	
300.0 IC Anions 28 Days	Analytical Method: EPA 300.0								
Chloride	**144**	mg/L	10.0	5.0	10		05/13/16 03:39	16887-00-6	
Sulfate	**765**	mg/L	100	24.8	100		05/13/16 03:54	14808-79-8	
350.1 Ammonia	Analytical Method: EPA 350.1								
Nitrogen, Ammonia	**0.073J**	mg/L	0.10	0.046	1		05/09/16 20:33	7664-41-7	
353.2 Nitrogen, NO2/NO3 unpres	Analytical Method: EPA 353.2								
Nitrogen, Nitrate	**2.7**	mg/L	0.10	0.012	1		05/06/16 17:47		
Nitrogen, Nitrite	ND	mg/L	0.10	0.010	1		05/06/16 17:47		
Nitrogen, NO2 plus NO3	**2.7**	mg/L	0.10	0.012	1		05/06/16 17:47		
Total Carbon Dioxide Calc	Analytical Method: SM 4500-CO2 D								
Carbon Dioxide Calculation	**713**	mg/L	20.0	20.0	1		05/23/16 00:00		
5310C TOC	Analytical Method: SM 5310C								
Total Organic Carbon	**0.43J**	mg/L	1.0	0.054	1		05/20/16 12:30	7440-44-0	B
SM4500P-E, Total Phosphorus	Analytical Method: SM 4500-P E Preparation Method: SM4500-P B								
Phosphate as P04	**0.12**	mg/L	0.030	0.010	1	05/19/16 10:53	05/19/16 15:52		

REPORT OF LABORATORY ANALYSIS

This report shall not be reproduced, except in full,
without the written consent of Pace Analytical Services, Inc..

Pace Analytical Services, Inc.
9608 Loiret Blvd.
Lenexa, KS 66219
(913)599-5665

ANALYTICAL RESULTS

Project: FORT SMITH, AR
Pace Project No.: 60218544

Sample: ITMW-18-201605 **Lab ID: 60218544028** Collected: 05/05/16 12:15 Received: 05/06/16 09:51 Matrix: Water

Parameters	Results	Units	Report Limit	MDL	DF	Prepared	Analyzed	CAS No.	Qual
Alcohol by Direct Inject GCFID	Analytical Method: EPA 8015 - Alcohol								
2-Chloroethanol	ND	ug/L	10000	1530	1		05/12/16 12:15	107-07-3	
6010 MET ICP	Analytical Method: EPA 6010 Preparation Method: EPA 3010								
Iron	**288**	ug/L	50.0	8.8	1	05/09/16 16:50	05/12/16 18:05	7439-89-6	
Manganese	**14.7**	ug/L	5.0	0.25	1	05/09/16 16:50	05/10/16 12:22	7439-96-5	B
2320B Alkalinity	Analytical Method: SM 2320B								
Alkalinity,Bicarbonate (CaCO3)	**45.9**	mg/L	20.0	2.0	1		05/17/16 09:52		
Alkalinity, Carbonate (CaCO3)	ND	mg/L	20.0	2.0	1		05/17/16 09:52		
Alkalinity, Total as CaCO3	**45.9**	mg/L	20.0	2.0	1		05/17/16 09:52		
Iron, Ferric (Calculation)	Analytical Method: SM 3500-Fe B#4								
Iron, Ferric	**0.29**	mg/L	0.20		1		05/17/16 00:00	7439-89-6	
4500H+ pH, Electrometric	Analytical Method: SM 4500-H+B								
pH at 25 Degrees C	**5.3**	Std. Units	0.10	0.10	1		05/17/16 00:00		H6
4500S2D Sulfide, Total	Analytical Method: SM 4500-S-2 D								
Sulfide, Total	ND	mg/L	0.050	0.012	1		05/12/16 12:40	18496-25-8	
300.0 IC Anions 28 Days	Analytical Method: EPA 300.0								
Chloride	**121**	mg/L	10.0	5.0	10		05/13/16 04:09	16887-00-6	
Sulfate	**2690**	mg/L	200	49.5	200		05/13/16 04:25	14808-79-8	
350.1 Ammonia	Analytical Method: EPA 350.1								
Nitrogen, Ammonia	**0.29**	mg/L	0.10	0.046	1		05/09/16 20:34	7664-41-7	
353.2 Nitrogen, NO2/NO3 unpres	Analytical Method: EPA 353.2								
Nitrogen, Nitrate	**3.2**	mg/L	0.10	0.012	1		05/06/16 17:55		
Nitrogen, Nitrite	ND	mg/L	0.10	0.010	1		05/06/16 17:55		
Nitrogen, NO2 plus NO3	**3.2**	mg/L	0.10	0.012	1		05/06/16 17:55		
Total Carbon Dioxide Calc	Analytical Method: SM 4500-CO2 D								
Carbon Dioxide Calculation	**534**	mg/L	20.0	20.0	1		05/23/16 00:00		
5310C TOC	Analytical Method: SM 5310C								
Total Organic Carbon	**0.39J**	mg/L	1.0	0.054	1		05/23/16 11:21	7440-44-0	B,M1
SM4500P-E, Total Phosphorus	Analytical Method: SM 4500-P E Preparation Method: SM4500-P B								
Phosphate as P04	**0.13**	mg/L	0.030	0.010	1	05/19/16 10:53	05/19/16 15:52		

REPORT OF LABORATORY ANALYSIS

This report shall not be reproduced, except in full,
without the written consent of Pace Analytical Services, Inc..

Pace Analytical Services, Inc.
9608 Loiret Blvd.
Lenexa, KS 66219
(913)599-5665

ANALYTICAL RESULTS

Project: FORT SMITH, AR
Pace Project No.: 60218544

Sample: DUP-01-201605 **Lab ID: 60218544029** Collected: 05/05/16 11:40 Received: 05/06/16 09:51 Matrix: Water

Parameters	Results	Units	Report Limit	MDL	DF	Prepared	Analyzed	CAS No.	Qual
8260 MSV	Analytical Method: EPA 5030B/8260								
Acetone	ND	ug/L	10.0	1.9	1		05/12/16 10:41	67-64-1	
Benzene	**0.16J**	ug/L	1.0	0.060	1		05/12/16 10:41	71-43-2	
Bromodichloromethane	ND	ug/L	1.0	0.19	1		05/12/16 10:41	75-27-4	
Bromoform	ND	ug/L	1.0	0.070	1		05/12/16 10:41	75-25-2	
Bromomethane	ND	ug/L	5.0	0.16	1		05/12/16 10:41	74-83-9	
2-Butanone (MEK)	ND	ug/L	10.0	0.59	1		05/12/16 10:41	78-93-3	
Carbon disulfide	ND	ug/L	5.0	0.12	1		05/12/16 10:41	75-15-0	
Carbon tetrachloride	ND	ug/L	1.0	0.18	1		05/12/16 10:41	56-23-5	
Chlorobenzene	ND	ug/L	1.0	0.21	1		05/12/16 10:41	108-90-7	
Chloroethane	ND	ug/L	1.0	0.15	1		05/12/16 10:41	75-00-3	
Chloroform	**0.37J**	ug/L	1.0	0.14	1		05/12/16 10:41	67-66-3	
Chloromethane	ND	ug/L	1.0	0.080	1		05/12/16 10:41	74-87-3	
Dibromochloromethane	ND	ug/L	1.0	0.21	1		05/12/16 10:41	124-48-1	
1,1-Dichloroethane	**2.2**	ug/L	1.0	0.050	1		05/12/16 10:41	75-34-3	
1,2-Dichloroethane	ND	ug/L	1.0	0.12	1		05/12/16 10:41	107-06-2	
1,1-Dichloroethene	**4.0**	ug/L	1.0	0.20	1		05/12/16 10:41	75-35-4	
cis-1,2-Dichloroethene	**34.0**	ug/L	1.0	0.080	1		05/12/16 10:41	156-59-2	
trans-1,2-Dichloroethene	**0.26J**	ug/L	1.0	0.20	1		05/12/16 10:41	156-60-5	
1,2-Dichloropropane	ND	ug/L	1.0	0.16	1		05/12/16 10:41	78-87-5	
cis-1,3-Dichloropropene	ND	ug/L	1.0	0.14	1		05/12/16 10:41	10061-01-5	
trans-1,3-Dichloropropene	ND	ug/L	1.0	0.12	1		05/12/16 10:41	10061-02-6	
Ethylbenzene	ND	ug/L	1.0	0.18	1		05/12/16 10:41	100-41-4	
2-Hexanone	ND	ug/L	10.0	1.2	1		05/12/16 10:41	591-78-6	
Methylene chloride	ND	ug/L	1.0	0.15	1		05/12/16 10:41	75-09-2	
4-Methyl-2-pentanone (MIBK)	ND	ug/L	10.0	0.42	1		05/12/16 10:41	108-10-1	
Styrene	ND	ug/L	1.0	0.12	1		05/12/16 10:41	100-42-5	
1,1,2,2-Tetrachloroethane	ND	ug/L	1.0	0.15	1		05/12/16 10:41	79-34-5	
Tetrachloroethene	**0.89J**	ug/L	1.0	0.10	1		05/12/16 10:41	127-18-4	
Toluene	**0.69J**	ug/L	1.0	0.17	1		05/12/16 10:41	108-88-3	
1,1,1-Trichloroethane	ND	ug/L	1.0	0.11	1		05/12/16 10:41	71-55-6	
1,1,2-Trichloroethane	ND	ug/L	1.0	0.20	1		05/12/16 10:41	79-00-5	
Trichloroethene	**673**	ug/L	10.0	1.7	10		05/13/16 18:47	79-01-6	
Vinyl chloride	**1.1**	ug/L	1.0	0.13	1		05/12/16 10:41	75-01-4	
Xylene (Total)	ND	ug/L	3.0	0.42	1		05/12/16 10:41	1330-20-7	
Surrogates									
4-Bromofluorobenzene (S)	101	%	77-130		1		05/12/16 10:41	460-00-4	
1,2-Dichloroethane-d4 (S)	100	%	81-127		1		05/12/16 10:41	17060-07-0	
Toluene-d8 (S)	101	%	80-120		1		05/12/16 10:41	2037-26-5	
Preservation pH	**1.0**		0.10	0.10	1		05/12/16 10:41		

REPORT OF LABORATORY ANALYSIS

This report shall not be reproduced, except in full,
without the written consent of Pace Analytical Services, Inc..

Pace Analytical Services, Inc.
9608 Loiret Blvd.
Lenexa, KS 66219
(913)599-5665

ANALYTICAL RESULTS

Project: FORT SMITH, AR
Pace Project No.: 60218544

Sample: MW-180-201605 **Lab ID: 60218544030** Collected: 05/05/16 08:15 Received: 05/06/16 09:51 Matrix: Water

Parameters	Results	Units	Report Limit	MDL	DF	Prepared	Analyzed	CAS No.	Qual
8260 MSV	Analytical Method: EPA 5030B/8260								
Acetone	**10.4**	ug/L	10.0	1.9	1		05/12/16 10:27	67-64-1	
Benzene	ND	ug/L	1.0	0.060	1		05/12/16 10:27	71-43-2	
Bromodichloromethane	ND	ug/L	1.0	0.19	1		05/12/16 10:27	75-27-4	
Bromoform	ND	ug/L	1.0	0.070	1		05/12/16 10:27	75-25-2	
Bromomethane	ND	ug/L	5.0	0.16	1		05/12/16 10:27	74-83-9	
2-Butanone (MEK)	ND	ug/L	10.0	0.59	1		05/12/16 10:27	78-93-3	
Carbon disulfide	ND	ug/L	5.0	0.12	1		05/12/16 10:27	75-15-0	
Carbon tetrachloride	ND	ug/L	1.0	0.18	1		05/12/16 10:27	56-23-5	
Chlorobenzene	ND	ug/L	1.0	0.21	1		05/12/16 10:27	108-90-7	
Chloroethane	ND	ug/L	1.0	0.15	1		05/12/16 10:27	75-00-3	
Chloroform	ND	ug/L	1.0	0.14	1		05/12/16 10:27	67-66-3	
Chloromethane	ND	ug/L	1.0	0.080	1		05/12/16 10:27	74-87-3	
Dibromochloromethane	ND	ug/L	1.0	0.21	1		05/12/16 10:27	124-48-1	
1,1-Dichloroethane	ND	ug/L	1.0	0.050	1		05/12/16 10:27	75-34-3	
1,2-Dichloroethane	ND	ug/L	1.0	0.12	1		05/12/16 10:27	107-06-2	
1,1-Dichloroethene	ND	ug/L	1.0	0.20	1		05/12/16 10:27	75-35-4	
cis-1,2-Dichloroethene	**1.4**	ug/L	1.0	0.080	1		05/12/16 10:27	156-59-2	
trans-1,2-Dichloroethene	ND	ug/L	1.0	0.20	1		05/12/16 10:27	156-60-5	
1,2-Dichloropropane	ND	ug/L	1.0	0.16	1		05/12/16 10:27	78-87-5	
cis-1,3-Dichloropropene	ND	ug/L	1.0	0.14	1		05/12/16 10:27	10061-01-5	
trans-1,3-Dichloropropene	ND	ug/L	1.0	0.12	1		05/12/16 10:27	10061-02-6	
Ethylbenzene	ND	ug/L	1.0	0.18	1		05/12/16 10:27	100-41-4	
2-Hexanone	ND	ug/L	10.0	1.2	1		05/12/16 10:27	591-78-6	
Methylene chloride	ND	ug/L	1.0	0.15	1		05/12/16 10:27	75-09-2	
4-Methyl-2-pentanone (MIBK)	ND	ug/L	10.0	0.42	1		05/12/16 10:27	108-10-1	
Styrene	ND	ug/L	1.0	0.12	1		05/12/16 10:27	100-42-5	
1,1,2,2-Tetrachloroethane	ND	ug/L	1.0	0.15	1		05/12/16 10:27	79-34-5	
Tetrachloroethene	ND	ug/L	1.0	0.10	1		05/12/16 10:27	127-18-4	
Toluene	ND	ug/L	1.0	0.17	1		05/12/16 10:27	108-88-3	
1,1,1-Trichloroethane	ND	ug/L	1.0	0.11	1		05/12/16 10:27	71-55-6	
1,1,2-Trichloroethane	ND	ug/L	1.0	0.20	1		05/12/16 10:27	79-00-5	
Trichloroethene	**10.3**	ug/L	1.0	0.17	1		05/12/16 10:27	79-01-6	
Vinyl chloride	ND	ug/L	1.0	0.13	1		05/12/16 10:27	75-01-4	
Xylene (Total)	ND	ug/L	3.0	0.42	1		05/12/16 10:27	1330-20-7	
Surrogates									
4-Bromofluorobenzene (S)	96	%	77-130		1		05/12/16 10:27	460-00-4	
1,2-Dichloroethane-d4 (S)	99	%	81-127		1		05/12/16 10:27	17060-07-0	
Toluene-d8 (S)	104	%	80-120		1		05/12/16 10:27	2037-26-5	
Preservation pH	**1.0**		0.10	0.10	1		05/12/16 10:27		

REPORT OF LABORATORY ANALYSIS

This report shall not be reproduced, except in full,
without the written consent of Pace Analytical Services, Inc..

Pace Analytical Services, Inc.
9608 Loiret Blvd.
Lenexa, KS 66219
(913)599-5665

ANALYTICAL RESULTS

Project: FORT SMITH, AR
Pace Project No.: 60218544

Sample: TB-15-201605 **Lab ID: 60218544031** Collected: 05/05/16 08:15 Received: 05/06/16 09:51 Matrix: Water

Parameters	Results	Units	Report Limit	MDL	DF	Prepared	Analyzed	CAS No.	Qual
8260 MSV	Analytical Method: EPA 5030B/8260								
Acetone	ND	ug/L	10.0	1.9	1		05/12/16 08:32	67-64-1	
Benzene	ND	ug/L	1.0	0.060	1		05/12/16 08:32	71-43-2	
Bromodichloromethane	ND	ug/L	1.0	0.19	1		05/12/16 08:32	75-27-4	
Bromoform	ND	ug/L	1.0	0.070	1		05/12/16 08:32	75-25-2	
Bromomethane	ND	ug/L	5.0	0.16	1		05/12/16 08:32	74-83-9	
2-Butanone (MEK)	ND	ug/L	10.0	0.59	1		05/12/16 08:32	78-93-3	
Carbon disulfide	ND	ug/L	5.0	0.12	1		05/12/16 08:32	75-15-0	
Carbon tetrachloride	ND	ug/L	1.0	0.18	1		05/12/16 08:32	56-23-5	
Chlorobenzene	ND	ug/L	1.0	0.21	1		05/12/16 08:32	108-90-7	
Chloroethane	ND	ug/L	1.0	0.15	1		05/12/16 08:32	75-00-3	
Chloroform	ND	ug/L	1.0	0.14	1		05/12/16 08:32	67-66-3	
Chloromethane	ND	ug/L	1.0	0.080	1		05/12/16 08:32	74-87-3	
Dibromochloromethane	ND	ug/L	1.0	0.21	1		05/12/16 08:32	124-48-1	
1,1-Dichloroethane	ND	ug/L	1.0	0.050	1		05/12/16 08:32	75-34-3	
1,2-Dichloroethane	ND	ug/L	1.0	0.12	1		05/12/16 08:32	107-06-2	
1,1-Dichloroethene	ND	ug/L	1.0	0.20	1		05/12/16 08:32	75-35-4	
cis-1,2-Dichloroethene	ND	ug/L	1.0	0.080	1		05/12/16 08:32	156-59-2	
trans-1,2-Dichloroethene	ND	ug/L	1.0	0.20	1		05/12/16 08:32	156-60-5	
1,2-Dichloropropane	ND	ug/L	1.0	0.16	1		05/12/16 08:32	78-87-5	
cis-1,3-Dichloropropene	ND	ug/L	1.0	0.14	1		05/12/16 08:32	10061-01-5	
trans-1,3-Dichloropropene	ND	ug/L	1.0	0.12	1		05/12/16 08:32	10061-02-6	
Ethylbenzene	ND	ug/L	1.0	0.18	1		05/12/16 08:32	100-41-4	
2-Hexanone	ND	ug/L	10.0	1.2	1		05/12/16 08:32	591-78-6	
Methylene chloride	ND	ug/L	1.0	0.15	1		05/12/16 08:32	75-09-2	
4-Methyl-2-pentanone (MIBK)	ND	ug/L	10.0	0.42	1		05/12/16 08:32	108-10-1	
Styrene	ND	ug/L	1.0	0.12	1		05/12/16 08:32	100-42-5	
1,1,2,2-Tetrachloroethane	ND	ug/L	1.0	0.15	1		05/12/16 08:32	79-34-5	
Tetrachloroethene	ND	ug/L	1.0	0.10	1		05/12/16 08:32	127-18-4	
Toluene	ND	ug/L	1.0	0.17	1		05/12/16 08:32	108-88-3	
1,1,1-Trichloroethane	ND	ug/L	1.0	0.11	1		05/12/16 08:32	71-55-6	
1,1,2-Trichloroethane	ND	ug/L	1.0	0.20	1		05/12/16 08:32	79-00-5	
Trichloroethene	ND	ug/L	1.0	0.17	1		05/12/16 08:32	79-01-6	
Vinyl chloride	ND	ug/L	1.0	0.13	1		05/12/16 08:32	75-01-4	
Xylene (Total)	ND	ug/L	3.0	0.42	1		05/12/16 08:32	1330-20-7	
Surrogates									
4-Bromofluorobenzene (S)	95	%	77-130		1		05/12/16 08:32	460-00-4	
1,2-Dichloroethane-d4 (S)	105	%	81-127		1		05/12/16 08:32	17060-07-0	
Toluene-d8 (S)	103	%	80-120		1		05/12/16 08:32	2037-26-5	
Preservation pH	**1.0**		0.10	0.10	1		05/12/16 08:32		

REPORT OF LABORATORY ANALYSIS

This report shall not be reproduced, except in full,
without the written consent of Pace Analytical Services, Inc..

Pace Analytical Services, Inc.
9608 Loiret Blvd.
Lenexa, KS 66219
(913)599-5665

ANALYTICAL RESULTS

Project: FORT SMITH, AR
Pace Project No.: 60218544

Sample: EB-05-201605 **Lab ID: 60218544032** Collected: 05/05/16 15:35 Received: 05/06/16 09:51 Matrix: Water

Parameters	Results	Units	Report Limit	MDL	DF	Prepared	Analyzed	CAS No.	Qual
8260 MSV	Analytical Method: EPA 5030B/8260								
Acetone	**3.0J**	ug/L	10.0	1.9	1		05/12/16 08:46	67-64-1	
Benzene	ND	ug/L	1.0	0.060	1		05/12/16 08:46	71-43-2	
Bromodichloromethane	ND	ug/L	1.0	0.19	1		05/12/16 08:46	75-27-4	
Bromoform	ND	ug/L	1.0	0.070	1		05/12/16 08:46	75-25-2	
Bromomethane	ND	ug/L	5.0	0.16	1		05/12/16 08:46	74-83-9	
2-Butanone (MEK)	ND	ug/L	10.0	0.59	1		05/12/16 08:46	78-93-3	
Carbon disulfide	ND	ug/L	5.0	0.12	1		05/12/16 08:46	75-15-0	
Carbon tetrachloride	ND	ug/L	1.0	0.18	1		05/12/16 08:46	56-23-5	
Chlorobenzene	ND	ug/L	1.0	0.21	1		05/12/16 08:46	108-90-7	
Chloroethane	ND	ug/L	1.0	0.15	1		05/12/16 08:46	75-00-3	
Chloroform	ND	ug/L	1.0	0.14	1		05/12/16 08:46	67-66-3	
Chloromethane	ND	ug/L	1.0	0.080	1		05/12/16 08:46	74-87-3	
Dibromochloromethane	ND	ug/L	1.0	0.21	1		05/12/16 08:46	124-48-1	
1,1-Dichloroethane	ND	ug/L	1.0	0.050	1		05/12/16 08:46	75-34-3	
1,2-Dichloroethane	ND	ug/L	1.0	0.12	1		05/12/16 08:46	107-06-2	
1,1-Dichloroethene	ND	ug/L	1.0	0.20	1		05/12/16 08:46	75-35-4	
cis-1,2-Dichloroethene	ND	ug/L	1.0	0.080	1		05/12/16 08:46	156-59-2	
trans-1,2-Dichloroethene	ND	ug/L	1.0	0.20	1		05/12/16 08:46	156-60-5	
1,2-Dichloropropane	ND	ug/L	1.0	0.16	1		05/12/16 08:46	78-87-5	
cis-1,3-Dichloropropene	ND	ug/L	1.0	0.14	1		05/12/16 08:46	10061-01-5	
trans-1,3-Dichloropropene	ND	ug/L	1.0	0.12	1		05/12/16 08:46	10061-02-6	
Ethylbenzene	ND	ug/L	1.0	0.18	1		05/12/16 08:46	100-41-4	
2-Hexanone	ND	ug/L	10.0	1.2	1		05/12/16 08:46	591-78-6	
Methylene chloride	ND	ug/L	1.0	0.15	1		05/12/16 08:46	75-09-2	
4-Methyl-2-pentanone (MIBK)	ND	ug/L	10.0	0.42	1		05/12/16 08:46	108-10-1	
Styrene	ND	ug/L	1.0	0.12	1		05/12/16 08:46	100-42-5	
1,1,2,2-Tetrachloroethane	ND	ug/L	1.0	0.15	1		05/12/16 08:46	79-34-5	
Tetrachloroethene	ND	ug/L	1.0	0.10	1		05/12/16 08:46	127-18-4	
Toluene	ND	ug/L	1.0	0.17	1		05/12/16 08:46	108-88-3	
1,1,1-Trichloroethane	ND	ug/L	1.0	0.11	1		05/12/16 08:46	71-55-6	
1,1,2-Trichloroethane	ND	ug/L	1.0	0.20	1		05/12/16 08:46	79-00-5	
Trichloroethene	ND	ug/L	1.0	0.17	1		05/12/16 08:46	79-01-6	
Vinyl chloride	ND	ug/L	1.0	0.13	1		05/12/16 08:46	75-01-4	
Xylene (Total)	ND	ug/L	3.0	0.42	1		05/12/16 08:46	1330-20-7	
Surrogates									
4-Bromofluorobenzene (S)	102	%	77-130		1		05/12/16 08:46	460-00-4	
1,2-Dichloroethane-d4 (S)	95	%	81-127		1		05/12/16 08:46	17060-07-0	
Toluene-d8 (S)	103	%	80-120		1		05/12/16 08:46	2037-26-5	
Preservation pH	**1.0**		0.10	0.10	1		05/12/16 08:46		

REPORT OF LABORATORY ANALYSIS

This report shall not be reproduced, except in full,
without the written consent of Pace Analytical Services, Inc..

Pace Analytical Services, Inc.
9608 Loiret Blvd.
Lenexa, KS 66219
(913)599-5665

ANALYTICAL RESULTS

Project: FORT SMITH, AR
Pace Project No.: 60218544

Sample: TB-16-201605 **Lab ID: 60218544033** Collected: 05/05/16 08:15 Received: 05/06/16 09:51 Matrix: Water

Parameters	Results	Units	Report Limit	MDL	DF	Prepared	Analyzed	CAS No.	Qual
8260 MSV	Analytical Method: EPA 5030B/8260								
Acetone	ND	ug/L	10.0	1.9	1		05/12/16 15:14	67-64-1	
Benzene	ND	ug/L	1.0	0.060	1		05/12/16 15:14	71-43-2	
Bromodichloromethane	ND	ug/L	1.0	0.19	1		05/12/16 15:14	75-27-4	
Bromoform	ND	ug/L	1.0	0.070	1		05/12/16 15:14	75-25-2	
Bromomethane	ND	ug/L	5.0	0.16	1		05/12/16 15:14	74-83-9	
2-Butanone (MEK)	ND	ug/L	10.0	0.59	1		05/12/16 15:14	78-93-3	
Carbon disulfide	ND	ug/L	5.0	0.12	1		05/12/16 15:14	75-15-0	
Carbon tetrachloride	ND	ug/L	1.0	0.18	1		05/12/16 15:14	56-23-5	
Chlorobenzene	ND	ug/L	1.0	0.21	1		05/12/16 15:14	108-90-7	
Chloroethane	ND	ug/L	1.0	0.15	1		05/12/16 15:14	75-00-3	
Chloroform	ND	ug/L	1.0	0.14	1		05/12/16 15:14	67-66-3	
Chloromethane	ND	ug/L	1.0	0.080	1		05/12/16 15:14	74-87-3	
Dibromochloromethane	ND	ug/L	1.0	0.21	1		05/12/16 15:14	124-48-1	
1,1-Dichloroethane	ND	ug/L	1.0	0.050	1		05/12/16 15:14	75-34-3	
1,2-Dichloroethane	ND	ug/L	1.0	0.12	1		05/12/16 15:14	107-06-2	
1,1-Dichloroethene	ND	ug/L	1.0	0.20	1		05/12/16 15:14	75-35-4	
cis-1,2-Dichloroethene	ND	ug/L	1.0	0.080	1		05/12/16 15:14	156-59-2	
trans-1,2-Dichloroethene	ND	ug/L	1.0	0.20	1		05/12/16 15:14	156-60-5	
1,2-Dichloropropane	ND	ug/L	1.0	0.16	1		05/12/16 15:14	78-87-5	
cis-1,3-Dichloropropene	ND	ug/L	1.0	0.14	1		05/12/16 15:14	10061-01-5	
trans-1,3-Dichloropropene	ND	ug/L	1.0	0.12	1		05/12/16 15:14	10061-02-6	
Ethylbenzene	ND	ug/L	1.0	0.18	1		05/12/16 15:14	100-41-4	
2-Hexanone	ND	ug/L	10.0	1.2	1		05/12/16 15:14	591-78-6	
Methylene chloride	ND	ug/L	1.0	0.15	1		05/12/16 15:14	75-09-2	
4-Methyl-2-pentanone (MIBK)	ND	ug/L	10.0	0.42	1		05/12/16 15:14	108-10-1	
Styrene	ND	ug/L	1.0	0.12	1		05/12/16 15:14	100-42-5	
1,1,2,2-Tetrachloroethane	ND	ug/L	1.0	0.15	1		05/12/16 15:14	79-34-5	
Tetrachloroethene	ND	ug/L	1.0	0.10	1		05/12/16 15:14	127-18-4	
Toluene	ND	ug/L	1.0	0.17	1		05/12/16 15:14	108-88-3	
1,1,1-Trichloroethane	ND	ug/L	1.0	0.11	1		05/12/16 15:14	71-55-6	
1,1,2-Trichloroethane	ND	ug/L	1.0	0.20	1		05/12/16 15:14	79-00-5	
Trichloroethene	**0.23J**	ug/L	1.0	0.17	1		05/12/16 15:14	79-01-6	B
Vinyl chloride	ND	ug/L	1.0	0.13	1		05/12/16 15:14	75-01-4	
Xylene (Total)	ND	ug/L	3.0	0.42	1		05/12/16 15:14	1330-20-7	
Surrogates									
4-Bromofluorobenzene (S)	96	%	77-130		1		05/12/16 15:14	460-00-4	
1,2-Dichloroethane-d4 (S)	102	%	81-127		1		05/12/16 15:14	17060-07-0	
Toluene-d8 (S)	101	%	80-120		1		05/12/16 15:14	2037-26-5	
Preservation pH	**1.0**		0.10	0.10	1		05/12/16 15:14		

REPORT OF LABORATORY ANALYSIS

This report shall not be reproduced, except in full,
without the written consent of Pace Analytical Services, Inc..

Pace Analytical Services, Inc.
9608 Loiret Blvd.
Lenexa, KS 66219
(913)599-5665

ANALYTICAL RESULTS

Project: FORT SMITH, AR
Pace Project No.: 60218544

Sample: IW-101-201605 **Lab ID: 60218544034** Collected: 05/05/16 15:45 Received: 05/06/16 09:51 Matrix: Water

Parameters	Results	Units	Report Limit	MDL	DF	Prepared	Analyzed	CAS No.	Qual
8260 MSV	Analytical Method: EPA 5030B/8260								
Acetone	**25.3**	ug/L	10.0	1.9	1		05/09/16 16:01	67-64-1	
Benzene	ND	ug/L	1.0	0.060	1		05/09/16 16:01	71-43-2	
Bromodichloromethane	**0.50J**	ug/L	1.0	0.19	1		05/09/16 16:01	75-27-4	
Bromoform	**33.7**	ug/L	1.0	0.070	1		05/09/16 16:01	75-25-2	
Bromomethane	**2.9J**	ug/L	5.0	0.16	1		05/09/16 16:01	74-83-9	
2-Butanone (MEK)	ND	ug/L	10.0	0.59	1		05/09/16 16:01	78-93-3	
Carbon disulfide	ND	ug/L	5.0	0.12	1		05/09/16 16:01	75-15-0	
Carbon tetrachloride	ND	ug/L	1.0	0.18	1		05/09/16 16:01	56-23-5	
Chlorobenzene	ND	ug/L	1.0	0.21	1		05/09/16 16:01	108-90-7	
Chloroethane	ND	ug/L	1.0	0.15	1		05/09/16 16:01	75-00-3	
Chloroform	**0.32J**	ug/L	1.0	0.14	1		05/09/16 16:01	67-66-3	
Chloromethane	**5.9**	ug/L	1.0	0.080	1		05/09/16 16:01	74-87-3	
Dibromochloromethane	**1.9**	ug/L	1.0	0.21	1		05/09/16 16:01	124-48-1	
1,1-Dichloroethane	ND	ug/L	1.0	0.050	1		05/09/16 16:01	75-34-3	
1,2-Dichloroethane	ND	ug/L	1.0	0.12	1		05/09/16 16:01	107-06-2	
1,1-Dichloroethene	ND	ug/L	1.0	0.20	1		05/09/16 16:01	75-35-4	
cis-1,2-Dichloroethene	**0.54J**	ug/L	1.0	0.080	1		05/09/16 16:01	156-59-2	
trans-1,2-Dichloroethene	ND	ug/L	1.0	0.20	1		05/09/16 16:01	156-60-5	
1,2-Dichloropropane	ND	ug/L	1.0	0.16	1		05/09/16 16:01	78-87-5	
cis-1,3-Dichloropropene	ND	ug/L	1.0	0.14	1		05/09/16 16:01	10061-01-5	
trans-1,3-Dichloropropene	ND	ug/L	1.0	0.12	1		05/09/16 16:01	10061-02-6	
Ethylbenzene	ND	ug/L	1.0	0.18	1		05/09/16 16:01	100-41-4	
2-Hexanone	ND	ug/L	10.0	1.2	1		05/09/16 16:01	591-78-6	
Methylene chloride	ND	ug/L	1.0	0.15	1		05/09/16 16:01	75-09-2	
4-Methyl-2-pentanone (MIBK)	**1.4J**	ug/L	10.0	0.42	1		05/09/16 16:01	108-10-1	
Styrene	ND	ug/L	1.0	0.12	1		05/09/16 16:01	100-42-5	
1,1,2,2-Tetrachloroethane	ND	ug/L	1.0	0.15	1		05/09/16 16:01	79-34-5	
Tetrachloroethene	ND	ug/L	1.0	0.10	1		05/09/16 16:01	127-18-4	
Toluene	ND	ug/L	1.0	0.17	1		05/09/16 16:01	108-88-3	
1,1,1-Trichloroethane	ND	ug/L	1.0	0.11	1		05/09/16 16:01	71-55-6	
1,1,2-Trichloroethane	ND	ug/L	1.0	0.20	1		05/09/16 16:01	79-00-5	
Trichloroethene	**20.3**	ug/L	1.0	0.17	1		05/09/16 16:01	79-01-6	
Vinyl chloride	ND	ug/L	1.0	0.13	1		05/09/16 16:01	75-01-4	
Xylene (Total)	ND	ug/L	3.0	0.42	1		05/09/16 16:01	1330-20-7	
Surrogates									
4-Bromofluorobenzene (S)	101	%	77-130		1		05/09/16 16:01	460-00-4	
1,2-Dichloroethane-d4 (S)	97	%	81-127		1		05/09/16 16:01	17060-07-0	
Toluene-d8 (S)	97	%	80-120		1		05/09/16 16:01	2037-26-5	
Preservation pH	**2.0**		0.10	0.10	1		05/09/16 16:01		

REPORT OF LABORATORY ANALYSIS

This report shall not be reproduced, except in full,
without the written consent of Pace Analytical Services, Inc..

Pace Analytical Services, Inc.
9608 Loiret Blvd.
Lenexa, KS 66219
(913)599-5665

ANALYTICAL RESULTS

Project: FORT SMITH, AR
Pace Project No.: 60218544

Sample: TB-17-201605 **Lab ID: 60218544035** Collected: 05/05/16 08:15 Received: 05/06/16 09:51 Matrix: Water

Parameters	Results	Units	Report Limit	MDL	DF	Prepared	Analyzed	CAS No.	Qual
8260 MSV	Analytical Method: EPA 5030B/8260								
Acetone	ND	ug/L	10.0	1.9	1		05/12/16 15:28	67-64-1	
Benzene	ND	ug/L	1.0	0.060	1		05/12/16 15:28	71-43-2	
Bromodichloromethane	ND	ug/L	1.0	0.19	1		05/12/16 15:28	75-27-4	
Bromoform	ND	ug/L	1.0	0.070	1		05/12/16 15:28	75-25-2	
Bromomethane	ND	ug/L	5.0	0.16	1		05/12/16 15:28	74-83-9	
2-Butanone (MEK)	ND	ug/L	10.0	0.59	1		05/12/16 15:28	78-93-3	
Carbon disulfide	ND	ug/L	5.0	0.12	1		05/12/16 15:28	75-15-0	
Carbon tetrachloride	ND	ug/L	1.0	0.18	1		05/12/16 15:28	56-23-5	
Chlorobenzene	ND	ug/L	1.0	0.21	1		05/12/16 15:28	108-90-7	
Chloroethane	ND	ug/L	1.0	0.15	1		05/12/16 15:28	75-00-3	
Chloroform	ND	ug/L	1.0	0.14	1		05/12/16 15:28	67-66-3	
Chloromethane	ND	ug/L	1.0	0.080	1		05/12/16 15:28	74-87-3	
Dibromochloromethane	ND	ug/L	1.0	0.21	1		05/12/16 15:28	124-48-1	
1,1-Dichloroethane	ND	ug/L	1.0	0.050	1		05/12/16 15:28	75-34-3	
1,2-Dichloroethane	ND	ug/L	1.0	0.12	1		05/12/16 15:28	107-06-2	
1,1-Dichloroethene	ND	ug/L	1.0	0.20	1		05/12/16 15:28	75-35-4	
cis-1,2-Dichloroethene	ND	ug/L	1.0	0.080	1		05/12/16 15:28	156-59-2	
trans-1,2-Dichloroethene	ND	ug/L	1.0	0.20	1		05/12/16 15:28	156-60-5	
1,2-Dichloropropane	ND	ug/L	1.0	0.16	1		05/12/16 15:28	78-87-5	
cis-1,3-Dichloropropene	ND	ug/L	1.0	0.14	1		05/12/16 15:28	10061-01-5	
trans-1,3-Dichloropropene	ND	ug/L	1.0	0.12	1		05/12/16 15:28	10061-02-6	
Ethylbenzene	ND	ug/L	1.0	0.18	1		05/12/16 15:28	100-41-4	
2-Hexanone	ND	ug/L	10.0	1.2	1		05/12/16 15:28	591-78-6	
Methylene chloride	ND	ug/L	1.0	0.15	1		05/12/16 15:28	75-09-2	
4-Methyl-2-pentanone (MIBK)	ND	ug/L	10.0	0.42	1		05/12/16 15:28	108-10-1	
Styrene	ND	ug/L	1.0	0.12	1		05/12/16 15:28	100-42-5	
1,1,2,2-Tetrachloroethane	ND	ug/L	1.0	0.15	1		05/12/16 15:28	79-34-5	
Tetrachloroethene	ND	ug/L	1.0	0.10	1		05/12/16 15:28	127-18-4	
Toluene	ND	ug/L	1.0	0.17	1		05/12/16 15:28	108-88-3	
1,1,1-Trichloroethane	ND	ug/L	1.0	0.11	1		05/12/16 15:28	71-55-6	
1,1,2-Trichloroethane	ND	ug/L	1.0	0.20	1		05/12/16 15:28	79-00-5	
Trichloroethene	**0.24J**	ug/L	1.0	0.17	1		05/12/16 15:28	79-01-6	B
Vinyl chloride	ND	ug/L	1.0	0.13	1		05/12/16 15:28	75-01-4	
Xylene (Total)	ND	ug/L	3.0	0.42	1		05/12/16 15:28	1330-20-7	
Surrogates									
4-Bromofluorobenzene (S)	100	%	77-130		1		05/12/16 15:28	460-00-4	
1,2-Dichloroethane-d4 (S)	104	%	81-127		1		05/12/16 15:28	17060-07-0	
Toluene-d8 (S)	103	%	80-120		1		05/12/16 15:28	2037-26-5	
Preservation pH	**1.0**		0.10	0.10	1		05/12/16 15:28		

REPORT OF LABORATORY ANALYSIS

This report shall not be reproduced, except in full,
without the written consent of Pace Analytical Services, Inc..

Pace Analytical Services, Inc.
9608 Loiret Blvd.
Lenexa, KS 66219
(913)599-5665

ANALYTICAL RESULTS

Project: FORT SMITH, AR
Pace Project No.: 60218544

Sample: TB-18-201605 **Lab ID: 60218544036** Collected: 05/05/16 08:15 Received: 05/06/16 09:51 Matrix: Water

Parameters	Results	Units	Report Limit	MDL	DF	Prepared	Analyzed	CAS No.	Qual
8260 MSV	Analytical Method: EPA 5030B/8260								
Acetone	ND	ug/L	10.0	1.9	1		05/12/16 15:42	67-64-1	
Benzene	ND	ug/L	1.0	0.060	1		05/12/16 15:42	71-43-2	
Bromodichloromethane	ND	ug/L	1.0	0.19	1		05/12/16 15:42	75-27-4	
Bromoform	ND	ug/L	1.0	0.070	1		05/12/16 15:42	75-25-2	
Bromomethane	ND	ug/L	5.0	0.16	1		05/12/16 15:42	74-83-9	
2-Butanone (MEK)	ND	ug/L	10.0	0.59	1		05/12/16 15:42	78-93-3	
Carbon disulfide	ND	ug/L	5.0	0.12	1		05/12/16 15:42	75-15-0	
Carbon tetrachloride	ND	ug/L	1.0	0.18	1		05/12/16 15:42	56-23-5	
Chlorobenzene	ND	ug/L	1.0	0.21	1		05/12/16 15:42	108-90-7	
Chloroethane	ND	ug/L	1.0	0.15	1		05/12/16 15:42	75-00-3	
Chloroform	ND	ug/L	1.0	0.14	1		05/12/16 15:42	67-66-3	
Chloromethane	ND	ug/L	1.0	0.080	1		05/12/16 15:42	74-87-3	
Dibromochloromethane	ND	ug/L	1.0	0.21	1		05/12/16 15:42	124-48-1	
1,1-Dichloroethane	ND	ug/L	1.0	0.050	1		05/12/16 15:42	75-34-3	
1,2-Dichloroethane	ND	ug/L	1.0	0.12	1		05/12/16 15:42	107-06-2	
1,1-Dichloroethene	ND	ug/L	1.0	0.20	1		05/12/16 15:42	75-35-4	
cis-1,2-Dichloroethene	ND	ug/L	1.0	0.080	1		05/12/16 15:42	156-59-2	
trans-1,2-Dichloroethene	ND	ug/L	1.0	0.20	1		05/12/16 15:42	156-60-5	
1,2-Dichloropropane	ND	ug/L	1.0	0.16	1		05/12/16 15:42	78-87-5	
cis-1,3-Dichloropropene	ND	ug/L	1.0	0.14	1		05/12/16 15:42	10061-01-5	
trans-1,3-Dichloropropene	ND	ug/L	1.0	0.12	1		05/12/16 15:42	10061-02-6	
Ethylbenzene	ND	ug/L	1.0	0.18	1		05/12/16 15:42	100-41-4	
2-Hexanone	ND	ug/L	10.0	1.2	1		05/12/16 15:42	591-78-6	
Methylene chloride	ND	ug/L	1.0	0.15	1		05/12/16 15:42	75-09-2	
4-Methyl-2-pentanone (MIBK)	ND	ug/L	10.0	0.42	1		05/12/16 15:42	108-10-1	
Styrene	ND	ug/L	1.0	0.12	1		05/12/16 15:42	100-42-5	
1,1,2,2-Tetrachloroethane	ND	ug/L	1.0	0.15	1		05/12/16 15:42	79-34-5	
Tetrachloroethene	ND	ug/L	1.0	0.10	1		05/12/16 15:42	127-18-4	
Toluene	ND	ug/L	1.0	0.17	1		05/12/16 15:42	108-88-3	
1,1,1-Trichloroethane	ND	ug/L	1.0	0.11	1		05/12/16 15:42	71-55-6	
1,1,2-Trichloroethane	ND	ug/L	1.0	0.20	1		05/12/16 15:42	79-00-5	
Trichloroethene	**0.22J**	ug/L	1.0	0.17	1		05/12/16 15:42	79-01-6	B
Vinyl chloride	ND	ug/L	1.0	0.13	1		05/12/16 15:42	75-01-4	
Xylene (Total)	ND	ug/L	3.0	0.42	1		05/12/16 15:42	1330-20-7	
Surrogates									
4-Bromofluorobenzene (S)	100	%	77-130		1		05/12/16 15:42	460-00-4	
1,2-Dichloroethane-d4 (S)	97	%	81-127		1		05/12/16 15:42	17060-07-0	
Toluene-d8 (S)	104	%	80-120		1		05/12/16 15:42	2037-26-5	
Preservation pH	**1.0**		0.10	0.10	1		05/12/16 15:42		

REPORT OF LABORATORY ANALYSIS

This report shall not be reproduced, except in full,
without the written consent of Pace Analytical Services, Inc..

Pace Analytical Services, Inc.
9608 Loiret Blvd.
Lenexa, KS 66219
(913)599-5665

ANALYTICAL RESULTS

Project: FORT SMITH, AR
Pace Project No.: 60218544

Sample: DUP-06-201605 **Lab ID: 60218544037** Collected: 05/05/16 08:20 Received: 05/06/16 09:51 Matrix: Water

Parameters	Results	Units	Report Limit	MDL	DF	Prepared	Analyzed	CAS No.	Qual
8260 MSV	Analytical Method: EPA 5030B/8260								
Acetone	ND	ug/L	10.0	1.9	1		05/12/16 17:22	67-64-1	
Benzene	ND	ug/L	1.0	0.060	1		05/12/16 17:22	71-43-2	
Bromodichloromethane	ND	ug/L	1.0	0.19	1		05/12/16 17:22	75-27-4	
Bromoform	ND	ug/L	1.0	0.070	1		05/12/16 17:22	75-25-2	
Bromomethane	ND	ug/L	5.0	0.16	1		05/12/16 17:22	74-83-9	
2-Butanone (MEK)	ND	ug/L	10.0	0.59	1		05/12/16 17:22	78-93-3	
Carbon disulfide	ND	ug/L	5.0	0.12	1		05/12/16 17:22	75-15-0	
Carbon tetrachloride	ND	ug/L	1.0	0.18	1		05/12/16 17:22	56-23-5	
Chlorobenzene	**1.2**	ug/L	1.0	0.21	1		05/12/16 17:22	108-90-7	
Chloroethane	ND	ug/L	1.0	0.15	1		05/12/16 17:22	75-00-3	
Chloroform	ND	ug/L	1.0	0.14	1		05/12/16 17:22	67-66-3	
Chloromethane	ND	ug/L	1.0	0.080	1		05/12/16 17:22	74-87-3	
Dibromochloromethane	ND	ug/L	1.0	0.21	1		05/12/16 17:22	124-48-1	
1,1-Dichloroethane	ND	ug/L	1.0	0.050	1		05/12/16 17:22	75-34-3	
1,2-Dichloroethane	ND	ug/L	1.0	0.12	1		05/12/16 17:22	107-06-2	
1,1-Dichloroethene	ND	ug/L	1.0	0.20	1		05/12/16 17:22	75-35-4	
cis-1,2-Dichloroethene	**9.0**	ug/L	1.0	0.080	1		05/12/16 17:22	156-59-2	
trans-1,2-Dichloroethene	ND	ug/L	1.0	0.20	1		05/12/16 17:22	156-60-5	
1,2-Dichloropropane	ND	ug/L	1.0	0.16	1		05/12/16 17:22	78-87-5	
cis-1,3-Dichloropropene	ND	ug/L	1.0	0.14	1		05/12/16 17:22	10061-01-5	
trans-1,3-Dichloropropene	ND	ug/L	1.0	0.12	1		05/12/16 17:22	10061-02-6	
Ethylbenzene	ND	ug/L	1.0	0.18	1		05/12/16 17:22	100-41-4	
2-Hexanone	ND	ug/L	10.0	1.2	1		05/12/16 17:22	591-78-6	
Methylene chloride	ND	ug/L	1.0	0.15	1		05/12/16 17:22	75-09-2	
4-Methyl-2-pentanone (MIBK)	ND	ug/L	10.0	0.42	1		05/12/16 17:22	108-10-1	
Styrene	ND	ug/L	1.0	0.12	1		05/12/16 17:22	100-42-5	
1,1,2,2-Tetrachloroethane	ND	ug/L	1.0	0.15	1		05/12/16 17:22	79-34-5	
Tetrachloroethene	ND	ug/L	1.0	0.10	1		05/12/16 17:22	127-18-4	
Toluene	ND	ug/L	1.0	0.17	1		05/12/16 17:22	108-88-3	
1,1,1-Trichloroethane	ND	ug/L	1.0	0.11	1		05/12/16 17:22	71-55-6	
1,1,2-Trichloroethane	ND	ug/L	1.0	0.20	1		05/12/16 17:22	79-00-5	
Trichloroethene	**33.9**	ug/L	1.0	0.17	1		05/12/16 17:22	79-01-6	
Vinyl chloride	**0.18J**	ug/L	1.0	0.13	1		05/12/16 17:22	75-01-4	
Xylene (Total)	ND	ug/L	3.0	0.42	1		05/12/16 17:22	1330-20-7	
Surrogates									
4-Bromofluorobenzene (S)	98	%	77-130		1		05/12/16 17:22	460-00-4	
1,2-Dichloroethane-d4 (S)	94	%	81-127		1		05/12/16 17:22	17060-07-0	
Toluene-d8 (S)	100	%	80-120		1		05/12/16 17:22	2037-26-5	
Preservation pH	**1.0**		0.10	0.10	1		05/12/16 17:22		

REPORT OF LABORATORY ANALYSIS

This report shall not be reproduced, except in full,
without the written consent of Pace Analytical Services, Inc..

Pace Analytical Services, Inc.
9608 Loiret Blvd.
Lenexa, KS 66219
(913)599-5665

ANALYTICAL RESULTS

Project: FORT SMITH, AR
Pace Project No.: 60218544

Sample: TB-19-201605 **Lab ID: 60218544038** Collected: 05/05/16 08:15 Received: 05/06/16 09:51 Matrix: Water

Parameters	Results	Units	Report Limit	MDL	DF	Prepared	Analyzed	CAS No.	Qual
8260 MSV	Analytical Method: EPA 5030B/8260								
Acetone	ND	ug/L	10.0	1.9	1		05/12/16 15:57	67-64-1	
Benzene	ND	ug/L	1.0	0.060	1		05/12/16 15:57	71-43-2	
Bromodichloromethane	ND	ug/L	1.0	0.19	1		05/12/16 15:57	75-27-4	
Bromoform	ND	ug/L	1.0	0.070	1		05/12/16 15:57	75-25-2	
Bromomethane	ND	ug/L	5.0	0.16	1		05/12/16 15:57	74-83-9	
2-Butanone (MEK)	ND	ug/L	10.0	0.59	1		05/12/16 15:57	78-93-3	
Carbon disulfide	ND	ug/L	5.0	0.12	1		05/12/16 15:57	75-15-0	
Carbon tetrachloride	ND	ug/L	1.0	0.18	1		05/12/16 15:57	56-23-5	
Chlorobenzene	ND	ug/L	1.0	0.21	1		05/12/16 15:57	108-90-7	
Chloroethane	ND	ug/L	1.0	0.15	1		05/12/16 15:57	75-00-3	
Chloroform	ND	ug/L	1.0	0.14	1		05/12/16 15:57	67-66-3	
Chloromethane	ND	ug/L	1.0	0.080	1		05/12/16 15:57	74-87-3	
Dibromochloromethane	ND	ug/L	1.0	0.21	1		05/12/16 15:57	124-48-1	
1,1-Dichloroethane	ND	ug/L	1.0	0.050	1		05/12/16 15:57	75-34-3	
1,2-Dichloroethane	ND	ug/L	1.0	0.12	1		05/12/16 15:57	107-06-2	
1,1-Dichloroethene	ND	ug/L	1.0	0.20	1		05/12/16 15:57	75-35-4	
cis-1,2-Dichloroethene	ND	ug/L	1.0	0.080	1		05/12/16 15:57	156-59-2	
trans-1,2-Dichloroethene	ND	ug/L	1.0	0.20	1		05/12/16 15:57	156-60-5	
1,2-Dichloropropane	ND	ug/L	1.0	0.16	1		05/12/16 15:57	78-87-5	
cis-1,3-Dichloropropene	ND	ug/L	1.0	0.14	1		05/12/16 15:57	10061-01-5	
trans-1,3-Dichloropropene	ND	ug/L	1.0	0.12	1		05/12/16 15:57	10061-02-6	
Ethylbenzene	ND	ug/L	1.0	0.18	1		05/12/16 15:57	100-41-4	
2-Hexanone	ND	ug/L	10.0	1.2	1		05/12/16 15:57	591-78-6	
Methylene chloride	ND	ug/L	1.0	0.15	1		05/12/16 15:57	75-09-2	
4-Methyl-2-pentanone (MIBK)	ND	ug/L	10.0	0.42	1		05/12/16 15:57	108-10-1	
Styrene	ND	ug/L	1.0	0.12	1		05/12/16 15:57	100-42-5	
1,1,2,2-Tetrachloroethane	ND	ug/L	1.0	0.15	1		05/12/16 15:57	79-34-5	
Tetrachloroethene	ND	ug/L	1.0	0.10	1		05/12/16 15:57	127-18-4	
Toluene	ND	ug/L	1.0	0.17	1		05/12/16 15:57	108-88-3	
1,1,1-Trichloroethane	ND	ug/L	1.0	0.11	1		05/12/16 15:57	71-55-6	
1,1,2-Trichloroethane	ND	ug/L	1.0	0.20	1		05/12/16 15:57	79-00-5	
Trichloroethene	**0.19J**	ug/L	1.0	0.17	1		05/12/16 15:57	79-01-6	B
Vinyl chloride	ND	ug/L	1.0	0.13	1		05/12/16 15:57	75-01-4	
Xylene (Total)	ND	ug/L	3.0	0.42	1		05/12/16 15:57	1330-20-7	
Surrogates									
4-Bromofluorobenzene (S)	101	%	77-130		1		05/12/16 15:57	460-00-4	
1,2-Dichloroethane-d4 (S)	95	%	81-127		1		05/12/16 15:57	17060-07-0	
Toluene-d8 (S)	103	%	80-120		1		05/12/16 15:57	2037-26-5	
Preservation pH	**1.0**		0.10	0.10	1		05/12/16 15:57		

REPORT OF LABORATORY ANALYSIS

This report shall not be reproduced, except in full,
without the written consent of Pace Analytical Services, Inc..

Pace Analytical Services, Inc.
9608 Loiret Blvd.
Lenexa, KS 66219
(913)599-5665

ANALYTICAL RESULTS

Project: FORT SMITH, AR
Pace Project No.: 60218544

Sample: DUP-05-201605 **Lab ID: 60218544039** Collected: 05/05/16 13:50 Received: 05/06/16 09:51 Matrix: Water

Parameters	Results	Units	Report Limit	MDL	DF	Prepared	Analyzed	CAS No.	Qual
8260 MSV	Analytical Method: EPA 5030B/8260								
Acetone	ND	ug/L	10.0	1.9	1		05/12/16 17:37	67-64-1	
Benzene	ND	ug/L	1.0	0.060	1		05/12/16 17:37	71-43-2	
Bromodichloromethane	ND	ug/L	1.0	0.19	1		05/12/16 17:37	75-27-4	
Bromoform	ND	ug/L	1.0	0.070	1		05/12/16 17:37	75-25-2	
Bromomethane	ND	ug/L	5.0	0.16	1		05/12/16 17:37	74-83-9	
2-Butanone (MEK)	ND	ug/L	10.0	0.59	1		05/12/16 17:37	78-93-3	
Carbon disulfide	ND	ug/L	5.0	0.12	1		05/12/16 17:37	75-15-0	
Carbon tetrachloride	ND	ug/L	1.0	0.18	1		05/12/16 17:37	56-23-5	
Chlorobenzene	ND	ug/L	1.0	0.21	1		05/12/16 17:37	108-90-7	
Chloroethane	ND	ug/L	1.0	0.15	1		05/12/16 17:37	75-00-3	
Chloroform	ND	ug/L	1.0	0.14	1		05/12/16 17:37	67-66-3	
Chloromethane	ND	ug/L	1.0	0.080	1		05/12/16 17:37	74-87-3	
Dibromochloromethane	ND	ug/L	1.0	0.21	1		05/12/16 17:37	124-48-1	
1,1-Dichloroethane	ND	ug/L	1.0	0.050	1		05/12/16 17:37	75-34-3	
1,2-Dichloroethane	ND	ug/L	1.0	0.12	1		05/12/16 17:37	107-06-2	
1,1-Dichloroethene	ND	ug/L	1.0	0.20	1		05/12/16 17:37	75-35-4	
cis-1,2-Dichloroethene	**8.1**	ug/L	1.0	0.080	1		05/12/16 17:37	156-59-2	
trans-1,2-Dichloroethene	ND	ug/L	1.0	0.20	1		05/12/16 17:37	156-60-5	
1,2-Dichloropropane	ND	ug/L	1.0	0.16	1		05/12/16 17:37	78-87-5	
cis-1,3-Dichloropropene	ND	ug/L	1.0	0.14	1		05/12/16 17:37	10061-01-5	
trans-1,3-Dichloropropene	ND	ug/L	1.0	0.12	1		05/12/16 17:37	10061-02-6	
Ethylbenzene	ND	ug/L	1.0	0.18	1		05/12/16 17:37	100-41-4	
2-Hexanone	ND	ug/L	10.0	1.2	1		05/12/16 17:37	591-78-6	
Methylene chloride	ND	ug/L	1.0	0.15	1		05/12/16 17:37	75-09-2	
4-Methyl-2-pentanone (MIBK)	ND	ug/L	10.0	0.42	1		05/12/16 17:37	108-10-1	
Styrene	ND	ug/L	1.0	0.12	1		05/12/16 17:37	100-42-5	
1,1,2,2-Tetrachloroethane	ND	ug/L	1.0	0.15	1		05/12/16 17:37	79-34-5	
Tetrachloroethene	ND	ug/L	1.0	0.10	1		05/12/16 17:37	127-18-4	
Toluene	ND	ug/L	1.0	0.17	1		05/12/16 17:37	108-88-3	
1,1,1-Trichloroethane	ND	ug/L	1.0	0.11	1		05/12/16 17:37	71-55-6	
1,1,2-Trichloroethane	ND	ug/L	1.0	0.20	1		05/12/16 17:37	79-00-5	
Trichloroethene	**17.6**	ug/L	1.0	0.17	1		05/12/16 17:37	79-01-6	
Vinyl chloride	ND	ug/L	1.0	0.13	1		05/12/16 17:37	75-01-4	
Xylene (Total)	ND	ug/L	3.0	0.42	1		05/12/16 17:37	1330-20-7	
Surrogates									
4-Bromofluorobenzene (S)	95	%	77-130		1		05/12/16 17:37	460-00-4	
1,2-Dichloroethane-d4 (S)	99	%	81-127		1		05/12/16 17:37	17060-07-0	
Toluene-d8 (S)	102	%	80-120		1		05/12/16 17:37	2037-26-5	
Preservation pH	**1.0**		0.10	0.10	1		05/12/16 17:37		

REPORT OF LABORATORY ANALYSIS

This report shall not be reproduced, except in full,
without the written consent of Pace Analytical Services, Inc..

Pace Analytical Services, Inc.
9608 Loiret Blvd.
Lenexa, KS 66219
(913)599-5665

ANALYTICAL RESULTS

Project: FORT SMITH, AR
Pace Project No.: 60218544

Sample: EB-06-201605 **Lab ID: 60218544040** Collected: 05/05/16 14:55 Received: 05/06/16 09:51 Matrix: Water

Parameters	Results	Units	Report Limit	MDL	DF	Prepared	Analyzed	CAS No.	Qual
8260 MSV	Analytical Method: EPA 5030B/8260								
Acetone	ND	ug/L	10.0	1.9	1		05/12/16 16:54	67-64-1	
Benzene	ND	ug/L	1.0	0.060	1		05/12/16 16:54	71-43-2	
Bromodichloromethane	ND	ug/L	1.0	0.19	1		05/12/16 16:54	75-27-4	
Bromoform	ND	ug/L	1.0	0.070	1		05/12/16 16:54	75-25-2	
Bromomethane	ND	ug/L	5.0	0.16	1		05/12/16 16:54	74-83-9	
2-Butanone (MEK)	ND	ug/L	10.0	0.59	1		05/12/16 16:54	78-93-3	
Carbon disulfide	ND	ug/L	5.0	0.12	1		05/12/16 16:54	75-15-0	
Carbon tetrachloride	ND	ug/L	1.0	0.18	1		05/12/16 16:54	56-23-5	
Chlorobenzene	ND	ug/L	1.0	0.21	1		05/12/16 16:54	108-90-7	
Chloroethane	ND	ug/L	1.0	0.15	1		05/12/16 16:54	75-00-3	
Chloroform	ND	ug/L	1.0	0.14	1		05/12/16 16:54	67-66-3	
Chloromethane	ND	ug/L	1.0	0.080	1		05/12/16 16:54	74-87-3	
Dibromochloromethane	ND	ug/L	1.0	0.21	1		05/12/16 16:54	124-48-1	
1,1-Dichloroethane	ND	ug/L	1.0	0.050	1		05/12/16 16:54	75-34-3	
1,2-Dichloroethane	ND	ug/L	1.0	0.12	1		05/12/16 16:54	107-06-2	
1,1-Dichloroethene	ND	ug/L	1.0	0.20	1		05/12/16 16:54	75-35-4	
cis-1,2-Dichloroethene	ND	ug/L	1.0	0.080	1		05/12/16 16:54	156-59-2	
trans-1,2-Dichloroethene	ND	ug/L	1.0	0.20	1		05/12/16 16:54	156-60-5	
1,2-Dichloropropane	ND	ug/L	1.0	0.16	1		05/12/16 16:54	78-87-5	
cis-1,3-Dichloropropene	ND	ug/L	1.0	0.14	1		05/12/16 16:54	10061-01-5	
trans-1,3-Dichloropropene	ND	ug/L	1.0	0.12	1		05/12/16 16:54	10061-02-6	
Ethylbenzene	ND	ug/L	1.0	0.18	1		05/12/16 16:54	100-41-4	
2-Hexanone	ND	ug/L	10.0	1.2	1		05/12/16 16:54	591-78-6	
Methylene chloride	ND	ug/L	1.0	0.15	1		05/12/16 16:54	75-09-2	
4-Methyl-2-pentanone (MIBK)	ND	ug/L	10.0	0.42	1		05/12/16 16:54	108-10-1	
Styrene	ND	ug/L	1.0	0.12	1		05/12/16 16:54	100-42-5	
1,1,2,2-Tetrachloroethane	ND	ug/L	1.0	0.15	1		05/12/16 16:54	79-34-5	
Tetrachloroethene	ND	ug/L	1.0	0.10	1		05/12/16 16:54	127-18-4	
Toluene	**0.39J**	ug/L	1.0	0.17	1		05/12/16 16:54	108-88-3	
1,1,1-Trichloroethane	ND	ug/L	1.0	0.11	1		05/12/16 16:54	71-55-6	
1,1,2-Trichloroethane	ND	ug/L	1.0	0.20	1		05/12/16 16:54	79-00-5	
Trichloroethene	**0.56J**	ug/L	1.0	0.17	1		05/12/16 16:54	79-01-6	B
Vinyl chloride	ND	ug/L	1.0	0.13	1		05/12/16 16:54	75-01-4	
Xylene (Total)	ND	ug/L	3.0	0.42	1		05/12/16 16:54	1330-20-7	
Surrogates									
4-Bromofluorobenzene (S)	99	%	77-130		1		05/12/16 16:54	460-00-4	
1,2-Dichloroethane-d4 (S)	98	%	81-127		1		05/12/16 16:54	17060-07-0	
Toluene-d8 (S)	100	%	80-120		1		05/12/16 16:54	2037-26-5	
Preservation pH	**1.0**		0.10	0.10	1		05/12/16 16:54		

REPORT OF LABORATORY ANALYSIS

This report shall not be reproduced, except in full,
without the written consent of Pace Analytical Services, Inc..

Pace Analytical Services, Inc.
9608 Loiret Blvd.
Lenexa, KS 66219
(913)599-5665

ANALYTICAL RESULTS

Project: FORT SMITH, AR
Pace Project No.: 60218544

Sample: TB-21-201605 **Lab ID: 60218544041** Collected: 05/05/16 08:15 Received: 05/06/16 09:51 Matrix: Water

Parameters	Results	Units	Report Limit	MDL	DF	Prepared	Analyzed	CAS No.	Qual
8260 MSV	Analytical Method: EPA 5030B/8260								
Acetone	ND	ug/L	10.0	1.9	1		05/12/16 16:11	67-64-1	
Benzene	ND	ug/L	1.0	0.060	1		05/12/16 16:11	71-43-2	
Bromodichloromethane	ND	ug/L	1.0	0.19	1		05/12/16 16:11	75-27-4	
Bromoform	ND	ug/L	1.0	0.070	1		05/12/16 16:11	75-25-2	
Bromomethane	ND	ug/L	5.0	0.16	1		05/12/16 16:11	74-83-9	
2-Butanone (MEK)	ND	ug/L	10.0	0.59	1		05/12/16 16:11	78-93-3	
Carbon disulfide	ND	ug/L	5.0	0.12	1		05/12/16 16:11	75-15-0	
Carbon tetrachloride	ND	ug/L	1.0	0.18	1		05/12/16 16:11	56-23-5	
Chlorobenzene	ND	ug/L	1.0	0.21	1		05/12/16 16:11	108-90-7	
Chloroethane	ND	ug/L	1.0	0.15	1		05/12/16 16:11	75-00-3	
Chloroform	ND	ug/L	1.0	0.14	1		05/12/16 16:11	67-66-3	
Chloromethane	ND	ug/L	1.0	0.080	1		05/12/16 16:11	74-87-3	
Dibromochloromethane	ND	ug/L	1.0	0.21	1		05/12/16 16:11	124-48-1	
1,1-Dichloroethane	ND	ug/L	1.0	0.050	1		05/12/16 16:11	75-34-3	
1,2-Dichloroethane	ND	ug/L	1.0	0.12	1		05/12/16 16:11	107-06-2	
1,1-Dichloroethene	ND	ug/L	1.0	0.20	1		05/12/16 16:11	75-35-4	
cis-1,2-Dichloroethene	ND	ug/L	1.0	0.080	1		05/12/16 16:11	156-59-2	
trans-1,2-Dichloroethene	ND	ug/L	1.0	0.20	1		05/12/16 16:11	156-60-5	
1,2-Dichloropropane	ND	ug/L	1.0	0.16	1		05/12/16 16:11	78-87-5	
cis-1,3-Dichloropropene	ND	ug/L	1.0	0.14	1		05/12/16 16:11	10061-01-5	
trans-1,3-Dichloropropene	ND	ug/L	1.0	0.12	1		05/12/16 16:11	10061-02-6	
Ethylbenzene	ND	ug/L	1.0	0.18	1		05/12/16 16:11	100-41-4	
2-Hexanone	ND	ug/L	10.0	1.2	1		05/12/16 16:11	591-78-6	
Methylene chloride	ND	ug/L	1.0	0.15	1		05/12/16 16:11	75-09-2	
4-Methyl-2-pentanone (MIBK)	ND	ug/L	10.0	0.42	1		05/12/16 16:11	108-10-1	
Styrene	ND	ug/L	1.0	0.12	1		05/12/16 16:11	100-42-5	
1,1,2,2-Tetrachloroethane	ND	ug/L	1.0	0.15	1		05/12/16 16:11	79-34-5	
Tetrachloroethene	ND	ug/L	1.0	0.10	1		05/12/16 16:11	127-18-4	
Toluene	ND	ug/L	1.0	0.17	1		05/12/16 16:11	108-88-3	
1,1,1-Trichloroethane	ND	ug/L	1.0	0.11	1		05/12/16 16:11	71-55-6	
1,1,2-Trichloroethane	ND	ug/L	1.0	0.20	1		05/12/16 16:11	79-00-5	
Trichloroethene	**0.22J**	ug/L	1.0	0.17	1		05/12/16 16:11	79-01-6	B
Vinyl chloride	ND	ug/L	1.0	0.13	1		05/12/16 16:11	75-01-4	
Xylene (Total)	ND	ug/L	3.0	0.42	1		05/12/16 16:11	1330-20-7	
Surrogates									
4-Bromofluorobenzene (S)	100	%	77-130		1		05/12/16 16:11	460-00-4	
1,2-Dichloroethane-d4 (S)	100	%	81-127		1		05/12/16 16:11	17060-07-0	
Toluene-d8 (S)	102	%	80-120		1		05/12/16 16:11	2037-26-5	
Preservation pH	**1.0**		0.10	0.10	1		05/12/16 16:11		

REPORT OF LABORATORY ANALYSIS

This report shall not be reproduced, except in full,
without the written consent of Pace Analytical Services, Inc..

Pace Analytical Services, Inc.
9608 Loiret Blvd.
Lenexa, KS 66219
(913)599-5665

ANALYTICAL RESULTS

Project: FORT SMITH, AR
Pace Project No.: 60218544

Sample: ITMW-18-201605 **Lab ID: 60218544042** Collected: 05/05/16 17:40 Received: 05/06/16 09:51 Matrix: Water

Parameters	Results	Units	Report Limit	MDL	DF	Prepared	Analyzed	CAS No.	Qual
8260 MSV	Analytical Method: EPA 5030B/8260								
Acetone	**19.9**	ug/L	10.0	1.9	1		05/12/16 17:08	67-64-1	
Benzene	ND	ug/L	1.0	0.060	1		05/12/16 17:08	71-43-2	
Bromodichloromethane	ND	ug/L	1.0	0.19	1		05/12/16 17:08	75-27-4	
Bromoform	**0.34J**	ug/L	1.0	0.070	1		05/12/16 17:08	75-25-2	
Bromomethane	**13.5**	ug/L	5.0	0.16	1		05/12/16 17:08	74-83-9	
2-Butanone (MEK)	ND	ug/L	10.0	0.59	1		05/12/16 17:08	78-93-3	
Carbon disulfide	ND	ug/L	5.0	0.12	1		05/12/16 17:08	75-15-0	
Carbon tetrachloride	ND	ug/L	1.0	0.18	1		05/12/16 17:08	56-23-5	
Chlorobenzene	ND	ug/L	1.0	0.21	1		05/12/16 17:08	108-90-7	
Chloroethane	ND	ug/L	1.0	0.15	1		05/12/16 17:08	75-00-3	
Chloroform	**0.19J**	ug/L	1.0	0.14	1		05/12/16 17:08	67-66-3	
Chloromethane	**9.8**	ug/L	1.0	0.080	1		05/12/16 17:08	74-87-3	
Dibromochloromethane	ND	ug/L	1.0	0.21	1		05/12/16 17:08	124-48-1	
1,1-Dichloroethane	ND	ug/L	1.0	0.050	1		05/12/16 17:08	75-34-3	
1,2-Dichloroethane	ND	ug/L	1.0	0.12	1		05/12/16 17:08	107-06-2	
1,1-Dichloroethene	ND	ug/L	1.0	0.20	1		05/12/16 17:08	75-35-4	
cis-1,2-Dichloroethene	**0.49J**	ug/L	1.0	0.080	1		05/12/16 17:08	156-59-2	
trans-1,2-Dichloroethene	ND	ug/L	1.0	0.20	1		05/12/16 17:08	156-60-5	
1,2-Dichloropropane	ND	ug/L	1.0	0.16	1		05/12/16 17:08	78-87-5	
cis-1,3-Dichloropropene	ND	ug/L	1.0	0.14	1		05/12/16 17:08	10061-01-5	
trans-1,3-Dichloropropene	ND	ug/L	1.0	0.12	1		05/12/16 17:08	10061-02-6	
Ethylbenzene	ND	ug/L	1.0	0.18	1		05/12/16 17:08	100-41-4	
2-Hexanone	ND	ug/L	10.0	1.2	1		05/12/16 17:08	591-78-6	
Methylene chloride	ND	ug/L	1.0	0.15	1		05/12/16 17:08	75-09-2	
4-Methyl-2-pentanone (MIBK)	ND	ug/L	10.0	0.42	1		05/12/16 17:08	108-10-1	
Styrene	ND	ug/L	1.0	0.12	1		05/12/16 17:08	100-42-5	
1,1,2,2-Tetrachloroethane	ND	ug/L	1.0	0.15	1		05/12/16 17:08	79-34-5	
Tetrachloroethene	ND	ug/L	1.0	0.10	1		05/12/16 17:08	127-18-4	
Toluene	ND	ug/L	1.0	0.17	1		05/12/16 17:08	108-88-3	
1,1,1-Trichloroethane	ND	ug/L	1.0	0.11	1		05/12/16 17:08	71-55-6	
1,1,2-Trichloroethane	ND	ug/L	1.0	0.20	1		05/12/16 17:08	79-00-5	
Trichloroethene	**13.9**	ug/L	1.0	0.17	1		05/12/16 17:08	79-01-6	
Vinyl chloride	ND	ug/L	1.0	0.13	1		05/12/16 17:08	75-01-4	
Xylene (Total)	ND	ug/L	3.0	0.42	1		05/12/16 17:08	1330-20-7	
Surrogates									
4-Bromofluorobenzene (S)	99	%	77-130		1		05/12/16 17:08	460-00-4	
1,2-Dichloroethane-d4 (S)	103	%	81-127		1		05/12/16 17:08	17060-07-0	
Toluene-d8 (S)	101	%	80-120		1		05/12/16 17:08	2037-26-5	
Preservation pH	**3.0**		0.10	0.10	1		05/12/16 17:08		pH

REPORT OF LABORATORY ANALYSIS

This report shall not be reproduced, except in full,
without the written consent of Pace Analytical Services, Inc..

Pace Analytical Services, Inc.
9608 Loiret Blvd.
Lenexa, KS 66219
(913)599-5665

ANALYTICAL RESULTS

Project: FORT SMITH, AR
Pace Project No.: 60218544

Sample: TB-22-201605 **Lab ID: 60218544043** Collected: 05/05/16 08:15 Received: 05/06/16 09:51 Matrix: Water

Parameters	Results	Units	Report Limit	MDL	DF	Prepared	Analyzed	CAS No.	Qual
8260 MSV	Analytical Method: EPA 5030B/8260								
Acetone	ND	ug/L	10.0	1.9	1		05/12/16 16:25	67-64-1	
Benzene	ND	ug/L	1.0	0.060	1		05/12/16 16:25	71-43-2	
Bromodichloromethane	ND	ug/L	1.0	0.19	1		05/12/16 16:25	75-27-4	
Bromoform	ND	ug/L	1.0	0.070	1		05/12/16 16:25	75-25-2	
Bromomethane	ND	ug/L	5.0	0.16	1		05/12/16 16:25	74-83-9	
2-Butanone (MEK)	ND	ug/L	10.0	0.59	1		05/12/16 16:25	78-93-3	
Carbon disulfide	ND	ug/L	5.0	0.12	1		05/12/16 16:25	75-15-0	
Carbon tetrachloride	ND	ug/L	1.0	0.18	1		05/12/16 16:25	56-23-5	
Chlorobenzene	ND	ug/L	1.0	0.21	1		05/12/16 16:25	108-90-7	
Chloroethane	ND	ug/L	1.0	0.15	1		05/12/16 16:25	75-00-3	
Chloroform	ND	ug/L	1.0	0.14	1		05/12/16 16:25	67-66-3	
Chloromethane	ND	ug/L	1.0	0.080	1		05/12/16 16:25	74-87-3	
Dibromochloromethane	ND	ug/L	1.0	0.21	1		05/12/16 16:25	124-48-1	
1,1-Dichloroethane	ND	ug/L	1.0	0.050	1		05/12/16 16:25	75-34-3	
1,2-Dichloroethane	ND	ug/L	1.0	0.12	1		05/12/16 16:25	107-06-2	
1,1-Dichloroethene	ND	ug/L	1.0	0.20	1		05/12/16 16:25	75-35-4	
cis-1,2-Dichloroethene	ND	ug/L	1.0	0.080	1		05/12/16 16:25	156-59-2	
trans-1,2-Dichloroethene	ND	ug/L	1.0	0.20	1		05/12/16 16:25	156-60-5	
1,2-Dichloropropane	ND	ug/L	1.0	0.16	1		05/12/16 16:25	78-87-5	
cis-1,3-Dichloropropene	ND	ug/L	1.0	0.14	1		05/12/16 16:25	10061-01-5	
trans-1,3-Dichloropropene	ND	ug/L	1.0	0.12	1		05/12/16 16:25	10061-02-6	
Ethylbenzene	ND	ug/L	1.0	0.18	1		05/12/16 16:25	100-41-4	
2-Hexanone	ND	ug/L	10.0	1.2	1		05/12/16 16:25	591-78-6	
Methylene chloride	ND	ug/L	1.0	0.15	1		05/12/16 16:25	75-09-2	
4-Methyl-2-pentanone (MIBK)	ND	ug/L	10.0	0.42	1		05/12/16 16:25	108-10-1	
Styrene	ND	ug/L	1.0	0.12	1		05/12/16 16:25	100-42-5	
1,1,2,2-Tetrachloroethane	ND	ug/L	1.0	0.15	1		05/12/16 16:25	79-34-5	
Tetrachloroethene	ND	ug/L	1.0	0.10	1		05/12/16 16:25	127-18-4	
Toluene	ND	ug/L	1.0	0.17	1		05/12/16 16:25	108-88-3	
1,1,1-Trichloroethane	ND	ug/L	1.0	0.11	1		05/12/16 16:25	71-55-6	
1,1,2-Trichloroethane	ND	ug/L	1.0	0.20	1		05/12/16 16:25	79-00-5	
Trichloroethene	ND	ug/L	1.0	0.17	1		05/12/16 16:25	79-01-6	
Vinyl chloride	ND	ug/L	1.0	0.13	1		05/12/16 16:25	75-01-4	
Xylene (Total)	ND	ug/L	3.0	0.42	1		05/12/16 16:25	1330-20-7	
Surrogates									
4-Bromofluorobenzene (S)	99	%	77-130		1		05/12/16 16:25	460-00-4	
1,2-Dichloroethane-d4 (S)	98	%	81-127		1		05/12/16 16:25	17060-07-0	
Toluene-d8 (S)	100	%	80-120		1		05/12/16 16:25	2037-26-5	
Preservation pH	**1.0**		0.10	0.10	1		05/12/16 16:25		

REPORT OF LABORATORY ANALYSIS

This report shall not be reproduced, except in full,
without the written consent of Pace Analytical Services, Inc..

Pace Analytical Services, Inc.
9608 Loiret Blvd.
Lenexa, KS 66219
(913)599-5665

ANALYTICAL RESULTS

Project: FORT SMITH, AR
Pace Project No.: 60218544

Sample: TB-20-201605 **Lab ID: 60218544044** Collected: 05/05/16 08:15 Received: 05/06/16 09:51 Matrix: Water

Parameters	Results	Units	Report Limit	MDL	DF	Prepared	Analyzed	CAS No.	Qual
8260 MSV	Analytical Method: EPA 5030B/8260								
Acetone	ND	ug/L	10.0	1.9	1		05/12/16 16:40	67-64-1	
Benzene	ND	ug/L	1.0	0.060	1		05/12/16 16:40	71-43-2	
Bromodichloromethane	ND	ug/L	1.0	0.19	1		05/12/16 16:40	75-27-4	
Bromoform	ND	ug/L	1.0	0.070	1		05/12/16 16:40	75-25-2	
Bromomethane	ND	ug/L	5.0	0.16	1		05/12/16 16:40	74-83-9	
2-Butanone (MEK)	ND	ug/L	10.0	0.59	1		05/12/16 16:40	78-93-3	
Carbon disulfide	ND	ug/L	5.0	0.12	1		05/12/16 16:40	75-15-0	
Carbon tetrachloride	ND	ug/L	1.0	0.18	1		05/12/16 16:40	56-23-5	
Chlorobenzene	ND	ug/L	1.0	0.21	1		05/12/16 16:40	108-90-7	
Chloroethane	ND	ug/L	1.0	0.15	1		05/12/16 16:40	75-00-3	
Chloroform	ND	ug/L	1.0	0.14	1		05/12/16 16:40	67-66-3	
Chloromethane	ND	ug/L	1.0	0.080	1		05/12/16 16:40	74-87-3	
Dibromochloromethane	ND	ug/L	1.0	0.21	1		05/12/16 16:40	124-48-1	
1,1-Dichloroethane	ND	ug/L	1.0	0.050	1		05/12/16 16:40	75-34-3	
1,2-Dichloroethane	ND	ug/L	1.0	0.12	1		05/12/16 16:40	107-06-2	
1,1-Dichloroethene	ND	ug/L	1.0	0.20	1		05/12/16 16:40	75-35-4	
cis-1,2-Dichloroethene	ND	ug/L	1.0	0.080	1		05/12/16 16:40	156-59-2	
trans-1,2-Dichloroethene	ND	ug/L	1.0	0.20	1		05/12/16 16:40	156-60-5	
1,2-Dichloropropane	ND	ug/L	1.0	0.16	1		05/12/16 16:40	78-87-5	
cis-1,3-Dichloropropene	ND	ug/L	1.0	0.14	1		05/12/16 16:40	10061-01-5	
trans-1,3-Dichloropropene	ND	ug/L	1.0	0.12	1		05/12/16 16:40	10061-02-6	
Ethylbenzene	ND	ug/L	1.0	0.18	1		05/12/16 16:40	100-41-4	
2-Hexanone	ND	ug/L	10.0	1.2	1		05/12/16 16:40	591-78-6	
Methylene chloride	ND	ug/L	1.0	0.15	1		05/12/16 16:40	75-09-2	
4-Methyl-2-pentanone (MIBK)	ND	ug/L	10.0	0.42	1		05/12/16 16:40	108-10-1	
Styrene	ND	ug/L	1.0	0.12	1		05/12/16 16:40	100-42-5	
1,1,2,2-Tetrachloroethane	ND	ug/L	1.0	0.15	1		05/12/16 16:40	79-34-5	
Tetrachloroethene	ND	ug/L	1.0	0.10	1		05/12/16 16:40	127-18-4	
Toluene	ND	ug/L	1.0	0.17	1		05/12/16 16:40	108-88-3	
1,1,1-Trichloroethane	ND	ug/L	1.0	0.11	1		05/12/16 16:40	71-55-6	
1,1,2-Trichloroethane	ND	ug/L	1.0	0.20	1		05/12/16 16:40	79-00-5	
Trichloroethene	ND	ug/L	1.0	0.17	1		05/12/16 16:40	79-01-6	
Vinyl chloride	ND	ug/L	1.0	0.13	1		05/12/16 16:40	75-01-4	
Xylene (Total)	ND	ug/L	3.0	0.42	1		05/12/16 16:40	1330-20-7	
Surrogates									
4-Bromofluorobenzene (S)	99	%	77-130		1		05/12/16 16:40	460-00-4	
1,2-Dichloroethane-d4 (S)	95	%	81-127		1		05/12/16 16:40	17060-07-0	
Toluene-d8 (S)	101	%	80-120		1		05/12/16 16:40	2037-26-5	
Preservation pH	**1.0**		0.10	0.10	1		05/12/16 16:40		

REPORT OF LABORATORY ANALYSIS

This report shall not be reproduced, except in full,
without the written consent of Pace Analytical Services, Inc..

Pace Analytical Services, Inc.
9608 Loiret Blvd.
Lenexa, KS 66219
(913)599-5665

QUALITY CONTROL DATA

Project: FORT SMITH, AR
Pace Project No.: 60218544

QC Batch: GCSV/5445 Analysis Method: EPA 8015 - Alcohol
QC Batch Method: EPA 8015 - Alcohol Analysis Description: Alcohol by Direct Inject GCFID
Associated Lab Samples: 60218544001, 60218544002, 60218544003, 60218544004, 60218544005, 60218544006, 60218544007, 60218544008, 60218544009, 60218544010, 60218544011, 60218544012, 60218544013, 60218544014, 60218544015, 60218544016, 60218544017, 60218544018

METHOD BLANK: 226545 Matrix: Water
Associated Lab Samples:

Parameter	Units	Blank Result	Reporting Limit	MDL	Analyzed	Qualifiers
2-Chloroethanol	ug/L	ND	10000	1530	05/11/16 17:51	

LABORATORY CONTROL SAMPLE: 226546

Parameter	Units	Spike Conc.	LCS Result	LCS % Rec	% Rec Limits	Qualifiers
2-Chloroethanol	ug/L	100000	101000	101	40-140	

MATRIX SPIKE & MATRIX SPIKE DUPLICATE: 226547 226548

Parameter	Units	60218544005 Result	MS Spike Conc.	MSD Spike Conc.	MS Result	MSD Result	MS % Rec	MSD % Rec	% Rec Limits	RPD	Max RPD	Qual
2-Chloroethanol	ug/L	ND	100000	100000	104000	99800	104	100	40-140	4	40	

Results presented on this page are in the units indicated by the "Units" column except where an alternate unit is presented to the right of the result.

REPORT OF LABORATORY ANALYSIS

This report shall not be reproduced, except in full,
without the written consent of Pace Analytical Services, Inc..

Pace Analytical Services, Inc.
9608 Loiret Blvd.
Lenexa, KS 66219
(913)599-5665

QUALITY CONTROL DATA

Project: FORT SMITH, AR
Pace Project No.: 60218544

QC Batch: GCSV/5447 Analysis Method: EPA 8015 - Alcohol
QC Batch Method: EPA 8015 - Alcohol Analysis Description: Alcohol by Direct Inject GCFID
Associated Lab Samples: 60218544019, 60218544020, 60218544021, 60218544022, 60218544023, 60218544024, 60218544025, 60218544026, 60218544027, 60218544028

METHOD BLANK: 226753 Matrix: Water
Associated Lab Samples:

Parameter	Units	Blank Result	Reporting Limit	MDL	Analyzed	Qualifiers
2-Chloroethanol	ug/L	ND	10000	1530	05/12/16 09:48	

LABORATORY CONTROL SAMPLE: 226754

Parameter	Units	Spike Conc.	LCS Result	LCS % Rec	% Rec Limits	Qualifiers
2-Chloroethanol	ug/L	100000	98900	99	40-140	

MATRIX SPIKE & MATRIX SPIKE DUPLICATE: 226755 226756

Parameter	Units	60218544019 Result	MS Spike Conc.	MSD Spike Conc.	MS Result	MSD Result	MS % Rec	MSD % Rec	% Rec Limits	RPD	Max RPD	Qual
2-Chloroethanol	ug/L	ND	100000	100000	107000	94600	107	95	40-140	12	40	

Results presented on this page are in the units indicated by the "Units" column except where an alternate unit is presented to the right of the result.

REPORT OF LABORATORY ANALYSIS

This report shall not be reproduced, except in full,
without the written consent of Pace Analytical Services, Inc..

Pace Analytical Services, Inc.
9608 Loiret Blvd.
Lenexa, KS 66219
(913)599-5665

QUALITY CONTROL DATA

Project: FORT SMITH, AR
Pace Project No.: 60218544

QC Batch: MPRP/35832 Analysis Method: EPA 6010
QC Batch Method: EPA 3010 Analysis Description: 6010 MET
Associated Lab Samples: 60218544001, 60218544002, 60218544003, 60218544004, 60218544005, 60218544006, 60218544007, 60218544008, 60218544009, 60218544010, 60218544011, 60218544012, 60218544013, 60218544014, 60218544015, 60218544016, 60218544017, 60218544018, 60218544019, 60218544020

METHOD BLANK: 1754894 Matrix: Water
Associated Lab Samples: 60218544001, 60218544002, 60218544003, 60218544004, 60218544005, 60218544006, 60218544007, 60218544008, 60218544009, 60218544010, 60218544011, 60218544012, 60218544013, 60218544014, 60218544015, 60218544016, 60218544017, 60218544018, 60218544019, 60218544020

Parameter	Units	Blank Result	Reporting Limit	MDL	Analyzed	Qualifiers
Iron	ug/L	ND	50.0	8.8	05/10/16 11:21	
Manganese	ug/L	0.26J	5.0	0.25	05/10/16 11:21	

LABORATORY CONTROL SAMPLE: 1754895

Parameter	Units	Spike Conc.	LCS Result	LCS % Rec	% Rec Limits	Qualifiers
Iron	ug/L	10000	9660	97	80-120	
Manganese	ug/L	1000	951	95	80-120	

MATRIX SPIKE & MATRIX SPIKE DUPLICATE: 1754896 1754897

Parameter	Units	60218544005 Result	MS Spike Conc.	MSD Spike Conc.	MS Result	MSD Result	MS % Rec	MSD % Rec	% Rec Limits	RPD	Max RPD	Qual
Iron	ug/L	182	10000	10000	9960	9920	98	97	75-125	0	20	
Manganese	ug/L	264	1000	1000	1210	1210	95	95	75-125	0	20	

Results presented on this page are in the units indicated by the "Units" column except where an alternate unit is presented to the right of the result.

REPORT OF LABORATORY ANALYSIS

This report shall not be reproduced, except in full,
without the written consent of Pace Analytical Services, Inc..

Pace Analytical Services, Inc.
9608 Loiret Blvd.
Lenexa, KS 66219
(913)599-5665

QUALITY CONTROL DATA

Project: FORT SMITH, AR
Pace Project No.: 60218544

QC Batch: MPRP/35833 Analysis Method: EPA 6010
QC Batch Method: EPA 3010 Analysis Description: 6010 MET
Associated Lab Samples: 60218544021, 60218544022, 60218544023, 60218544024, 60218544025, 60218544026, 60218544027, 60218544028

METHOD BLANK: 1754898 Matrix: Water
Associated Lab Samples: 60218544021, 60218544022, 60218544023, 60218544024, 60218544025, 60218544026, 60218544027, 60218544028

Parameter	Units	Blank Result	Reporting Limit	MDL	Analyzed	Qualifiers
Iron	ug/L	ND	50.0	8.8	05/10/16 10:48	
Manganese	ug/L	1.8J	5.0	0.25	05/10/16 10:48	

LABORATORY CONTROL SAMPLE: 1754899

Parameter	Units	Spike Conc.	LCS Result	LCS % Rec	% Rec Limits	Qualifiers
Iron	ug/L	10000	9510	95	80-120	
Manganese	ug/L	1000	964	96	80-120	

MATRIX SPIKE & MATRIX SPIKE DUPLICATE: 1754900 1754901

Parameter	Units	60218651005 Result	MS Spike Conc.	MSD Spike Conc.	MS Result	MSD Result	MS % Rec	MSD % Rec	% Rec Limits	RPD	Max RPD	Qual
Iron	ug/L	2000	10000	10000	11200	11200	93	93	75-125	0	20	
Manganese	ug/L	47.1	1000	1000	993	988	95	94	75-125	1	20	

Results presented on this page are in the units indicated by the "Units" column except where an alternate unit is presented to the right of the result.

REPORT OF LABORATORY ANALYSIS

This report shall not be reproduced, except in full,
without the written consent of Pace Analytical Services, Inc..

Pace Analytical Services, Inc.
9608 Loiret Blvd.
Lenexa, KS 66219
(913)599-5665

QUALITY CONTROL DATA

Project: FORT SMITH, AR
Pace Project No.: 60218544

QC Batch: MSV/75721 Analysis Method: EPA 5030B/8260
QC Batch Method: EPA 5030B/8260 Analysis Description: 8260 MSV Water 10 mL Purge
Associated Lab Samples: 60218544001, 60218544002, 60218544003, 60218544005

METHOD BLANK: 1756181 Matrix: Water
Associated Lab Samples: 60218544001, 60218544002, 60218544003, 60218544005

Parameter	Units	Blank Result	Reporting Limit	MDL	Analyzed	Qualifiers
1,1,1-Trichloroethane	ug/L	ND	1.0	0.11	05/11/16 20:12	
1,1,2,2-Tetrachloroethane	ug/L	ND	1.0	0.15	05/11/16 20:12	
1,1,2-Trichloroethane	ug/L	ND	1.0	0.20	05/11/16 20:12	
1,1-Dichloroethane	ug/L	ND	1.0	0.050	05/11/16 20:12	
1,1-Dichloroethene	ug/L	ND	1.0	0.20	05/11/16 20:12	
1,2-Dichloroethane	ug/L	ND	1.0	0.12	05/11/16 20:12	
1,2-Dichloropropane	ug/L	ND	1.0	0.16	05/11/16 20:12	
2-Butanone (MEK)	ug/L	ND	10.0	0.59	05/11/16 20:12	
2-Hexanone	ug/L	ND	10.0	1.2	05/11/16 20:12	
4-Methyl-2-pentanone (MIBK)	ug/L	ND	10.0	0.42	05/11/16 20:12	
Acetone	ug/L	ND	10.0	1.9	05/11/16 20:12	
Benzene	ug/L	ND	1.0	0.060	05/11/16 20:12	
Bromodichloromethane	ug/L	ND	1.0	0.19	05/11/16 20:12	
Bromoform	ug/L	ND	1.0	0.070	05/11/16 20:12	
Bromomethane	ug/L	ND	5.0	0.16	05/11/16 20:12	
Carbon disulfide	ug/L	ND	5.0	0.12	05/11/16 20:12	
Carbon tetrachloride	ug/L	ND	1.0	0.18	05/11/16 20:12	
Chlorobenzene	ug/L	ND	1.0	0.21	05/11/16 20:12	
Chloroethane	ug/L	ND	1.0	0.15	05/11/16 20:12	
Chloroform	ug/L	ND	1.0	0.14	05/11/16 20:12	
Chloromethane	ug/L	ND	1.0	0.080	05/11/16 20:12	
cis-1,2-Dichloroethene	ug/L	ND	1.0	0.080	05/11/16 20:12	
cis-1,3-Dichloropropene	ug/L	ND	1.0	0.14	05/11/16 20:12	
Dibromochloromethane	ug/L	ND	1.0	0.21	05/11/16 20:12	
Ethylbenzene	ug/L	ND	1.0	0.18	05/11/16 20:12	
Methylene chloride	ug/L	ND	1.0	0.15	05/11/16 20:12	
Styrene	ug/L	ND	1.0	0.12	05/11/16 20:12	
Tetrachloroethene	ug/L	ND	1.0	0.10	05/11/16 20:12	
Toluene	ug/L	ND	1.0	0.17	05/11/16 20:12	
trans-1,2-Dichloroethene	ug/L	ND	1.0	0.20	05/11/16 20:12	
trans-1,3-Dichloropropene	ug/L	ND	1.0	0.12	05/11/16 20:12	
Trichloroethene	ug/L	ND	1.0	0.17	05/11/16 20:12	
Vinyl chloride	ug/L	ND	1.0	0.13	05/11/16 20:12	
Xylene (Total)	ug/L	ND	3.0	0.42	05/11/16 20:12	
1,2-Dichloroethane-d4 (S)	%	97	81-127		05/11/16 20:12	
4-Bromofluorobenzene (S)	%	98	77-130		05/11/16 20:12	
Toluene-d8 (S)	%	106	80-120		05/11/16 20:12	

Results presented on this page are in the units indicated by the "Units" column except where an alternate unit is presented to the right of the result.

REPORT OF LABORATORY ANALYSIS

This report shall not be reproduced, except in full,
without the written consent of Pace Analytical Services, Inc..

Pace Analytical Services, Inc.
9608 Loiret Blvd.
Lenexa, KS 66219
(913)599-5665

QUALITY CONTROL DATA

Project: FORT SMITH, AR
Pace Project No.: 60218544

LABORATORY CONTROL SAMPLE: 1756182

Parameter	Units	Spike Conc.	LCS Result	LCS % Rec	% Rec Limits	Qualifiers
1,1,1-Trichloroethane	ug/L	20	16.9	84	81-116	
1,1,2,2-Tetrachloroethane	ug/L	20	18.6	93	72-117	
1,1,2-Trichloroethane	ug/L	20	17.3	87	79-108	
1,1-Dichloroethane	ug/L	20	17.4	87	83-117	
1,1-Dichloroethene	ug/L	20	16.9	85	74-114	
1,2-Dichloroethane	ug/L	20	17.6	88	72-116	
1,2-Dichloropropane	ug/L	20	18.1	90	80-120	
2-Butanone (MEK)	ug/L	100	81.1	81	67-129	
2-Hexanone	ug/L	100	91.5	92	70-128	
4-Methyl-2-pentanone (MIBK)	ug/L	100	88.5	88	80-120	
Acetone	ug/L	100	92.4	92	56-142	
Benzene	ug/L	20	18.3	92	79-116	
Bromodichloromethane	ug/L	20	17.5	87	80-120	
Bromoform	ug/L	20	17.5	88	73-114	
Bromomethane	ug/L	20	18.1	90	49-153	
Carbon disulfide	ug/L	20	17.2	86	82-121	
Carbon tetrachloride	ug/L	20	16.8	84	80-116	
Chlorobenzene	ug/L	20	19.0	95	80-120	
Chloroethane	ug/L	20	17.4	87	67-124	
Chloroform	ug/L	20	16.7	83	79-120	
Chloromethane	ug/L	20	22.9	115	10-192	
cis-1,2-Dichloroethene	ug/L	20	16.1	80	80-120	
cis-1,3-Dichloropropene	ug/L	20	17.0	85	80-120	
Dibromochloromethane	ug/L	20	17.4	87	80-120	
Ethylbenzene	ug/L	20	19.5	97	80-120	
Methylene chloride	ug/L	20	18.1	90	80-120	
Styrene	ug/L	20	19.8	99	80-120	
Tetrachloroethene	ug/L	20	18.9	95	80-120	
Toluene	ug/L	20	18.9	94	80-120	
trans-1,2-Dichloroethene	ug/L	20	16.3	82	78-108	
trans-1,3-Dichloropropene	ug/L	20	18.8	94	85-120	
Trichloroethene	ug/L	20	18.4	92	76-114	
Vinyl chloride	ug/L	20	16.5	83	69-129	
Xylene (Total)	ug/L	60	57.5	96	80-120	
1,2-Dichloroethane-d4 (S)	%			93	81-127	
4-Bromofluorobenzene (S)	%			98	77-130	
Toluene-d8 (S)	%			101	80-120	

MATRIX SPIKE & MATRIX SPIKE DUPLICATE: 1756183 1756184

Parameter	Units	60218544005 Result	MS Spike Conc.	MSD Spike Conc.	MS Result	MSD Result	MS % Rec	MSD % Rec	% Rec Limits	RPD	Max RPD	Qual
1,1,1-Trichloroethane	ug/L	ND	20	20	18.5	19.7	92	99	70-135	7	12	
1,1,2,2-Tetrachloroethane	ug/L	ND	20	20	19.0	19.9	95	99	54-136	4	15	
1,1,2-Trichloroethane	ug/L	ND	20	20	16.9	17.9	85	89	70-113	5	15	

Results presented on this page are in the units indicated by the "Units" column except where an alternate unit is presented to the right of the result.

REPORT OF LABORATORY ANALYSIS

This report shall not be reproduced, except in full,
without the written consent of Pace Analytical Services, Inc..

Pace Analytical Services, Inc.
9608 Loiret Blvd.
Lenexa, KS 66219
(913)599-5665

QUALITY CONTROL DATA

Project: FORT SMITH, AR
Pace Project No.: 60218544

MATRIX SPIKE & MATRIX SPIKE DUPLICATE: 1756183 1756184

Parameter	Units	60218544005 Result	MS Spike Conc.	MSD Spike Conc.	MS Result	MSD Result	MS % Rec	MSD % Rec	% Rec Limits	RPD	Max RPD	Qual
1,1-Dichloroethane	ug/L	4.0	20	20	22.5	24.2	93	101	80-122	7	13	
1,1-Dichloroethene	ug/L	0.59J	20	20	18.6	18.5	90	90	73-118	1	14	
1,2-Dichloroethane	ug/L	ND	20	20	18.2	18.8	91	94	54-137	3	41	
1,2-Dichloropropane	ug/L	ND	20	20	18.2	18.5	91	93	77-116	2	12	
2-Butanone (MEK)	ug/L	ND	100	100	76.2	80.9	76	81	30-127	6	18	
2-Hexanone	ug/L	ND	100	100	81.6	85.0	82	85	44-124	4	18	
4-Methyl-2-pentanone (MIBK)	ug/L	ND	100	100	84.1	83.7	84	84	70-124	1	15	
Acetone	ug/L	ND	100	100	80.4	82.9	80	83	10-132	3	20	
Benzene	ug/L	ND	20	20	18.9	18.7	94	93	37-151	1	40	
Bromodichloromethane	ug/L	ND	20	20	17.1	18.5	85	93	76-118	8	11	
Bromoform	ug/L	ND	20	20	16.7	18.1	83	91	64-113	8	15	
Bromomethane	ug/L	ND	20	20	19.4	22.4	97	112	41-154	15	43	
Carbon disulfide	ug/L	ND	20	20	19.4	18.9	97	95	80-139	2	17	
Carbon tetrachloride	ug/L	ND	20	20	18.4	18.7	92	93	75-127	2	13	
Chlorobenzene	ug/L	ND	20	20	19.6	19.1	98	96	79-113	2	13	
Chloroethane	ug/L	ND	20	20	18.6	18.7	93	93	53-154	0	20	
Chloroform	ug/L	ND	20	20	17.5	18.7	87	93	74-115	7	12	
Chloromethane	ug/L	ND	20	20	25.1	14.3	125	71	33-169	55	72	
cis-1,2-Dichloroethene	ug/L	5.3	20	20	23.6	24.9	91	98	58-139	5	40	
cis-1,3-Dichloropropene	ug/L	ND	20	20	16.5	16.8	82	84	70-120	2	14	
Dibromochloromethane	ug/L	ND	20	20	17.8	18.7	89	93	77-114	5	13	
Ethylbenzene	ug/L	ND	20	20	19.2	19.1	96	96	29-151	1	45	
Methylene chloride	ug/L	ND	20	20	18.7	18.6	94	93	76-120	1	13	
Styrene	ug/L	ND	20	20	0.60J	0.53J	3	3	66-127		15	M1
Tetrachloroethene	ug/L	ND	20	20	18.9	19.6	95	98	77-118	4	14	
Toluene	ug/L	ND	20	20	19.8	19.7	99	99	37-147	0	43	
trans-1,2-Dichloroethene	ug/L	ND	20	20	17.7	18.9	88	94	69-125	6	16	
trans-1,3-Dichloropropene	ug/L	ND	20	20	17.4	18.3	87	92	71-118	5	13	
Trichloroethene	ug/L	4.4	20	20	21.5	21.6	86	86	71-116	0	14	
Vinyl chloride	ug/L	0.22J	20	20	19.2	18.8	95	93	65-142	2	22	
Xylene (Total)	ug/L	ND	60	60	58.0	58.0	97	97	27-156	0	46	
1,2-Dichloroethane-d4 (S)	%						97	106	81-127			
4-Bromofluorobenzene (S)	%						102	104	77-130			
Toluene-d8 (S)	%						100	103	80-120			
Preservation pH		1.0			1.0	1.0				0		

Results presented on this page are in the units indicated by the "Units" column except where an alternate unit is presented to the right of the result.

REPORT OF LABORATORY ANALYSIS

This report shall not be reproduced, except in full,
without the written consent of Pace Analytical Services, Inc..

Pace Analytical Services, Inc.
9608 Loiret Blvd.
Lenexa, KS 66219
(913)599-5665

QUALITY CONTROL DATA

Project: FORT SMITH, AR
Pace Project No.: 60218544

QC Batch: MSV/75725 Analysis Method: EPA 5030B/8260
QC Batch Method: EPA 5030B/8260 Analysis Description: 8260 MSV Water 10 mL Purge
Associated Lab Samples: 60218544007, 60218544008, 60218544009, 60218544011, 60218544012, 60218544014, 60218544015, 60218544017, 60218544018, 60218544019, 60218544021, 60218544022, 60218544023, 60218544024, 60218544025, 60218544026, 60218544029, 60218544030, 60218544031, 60218544032

METHOD BLANK: 1756298 Matrix: Water
Associated Lab Samples: 60218544007, 60218544008, 60218544009, 60218544011, 60218544012, 60218544014, 60218544015, 60218544017, 60218544018, 60218544019, 60218544021, 60218544022, 60218544023, 60218544024, 60218544025, 60218544026, 60218544029, 60218544030, 60218544031, 60218544032

Parameter	Units	Blank Result	Reporting Limit	MDL	Analyzed	Qualifiers
1,1,1-Trichloroethane	ug/L	ND	1.0	0.11	05/12/16 08:18	
1,1,2,2-Tetrachloroethane	ug/L	ND	1.0	0.15	05/12/16 08:18	
1,1,2-Trichloroethane	ug/L	ND	1.0	0.20	05/12/16 08:18	
1,1-Dichloroethane	ug/L	ND	1.0	0.050	05/12/16 08:18	
1,1-Dichloroethene	ug/L	ND	1.0	0.20	05/12/16 08:18	
1,2-Dichloroethane	ug/L	ND	1.0	0.12	05/12/16 08:18	
1,2-Dichloropropane	ug/L	ND	1.0	0.16	05/12/16 08:18	
2-Butanone (MEK)	ug/L	ND	10.0	0.59	05/12/16 08:18	
2-Hexanone	ug/L	ND	10.0	1.2	05/12/16 08:18	
4-Methyl-2-pentanone (MIBK)	ug/L	ND	10.0	0.42	05/12/16 08:18	
Acetone	ug/L	ND	10.0	1.9	05/12/16 08:18	
Benzene	ug/L	ND	1.0	0.060	05/12/16 08:18	
Bromodichloromethane	ug/L	ND	1.0	0.19	05/12/16 08:18	
Bromoform	ug/L	ND	1.0	0.070	05/12/16 08:18	
Bromomethane	ug/L	ND	5.0	0.16	05/12/16 08:18	
Carbon disulfide	ug/L	ND	5.0	0.12	05/12/16 08:18	
Carbon tetrachloride	ug/L	ND	1.0	0.18	05/12/16 08:18	
Chlorobenzene	ug/L	ND	1.0	0.21	05/12/16 08:18	
Chloroethane	ug/L	ND	1.0	0.15	05/12/16 08:18	
Chloroform	ug/L	ND	1.0	0.14	05/12/16 08:18	
Chloromethane	ug/L	ND	1.0	0.080	05/12/16 08:18	
cis-1,2-Dichloroethene	ug/L	ND	1.0	0.080	05/12/16 08:18	
cis-1,3-Dichloropropene	ug/L	ND	1.0	0.14	05/12/16 08:18	
Dibromochloromethane	ug/L	ND	1.0	0.21	05/12/16 08:18	
Ethylbenzene	ug/L	ND	1.0	0.18	05/12/16 08:18	
Methylene chloride	ug/L	ND	1.0	0.15	05/12/16 08:18	
Styrene	ug/L	ND	1.0	0.12	05/12/16 08:18	
Tetrachloroethene	ug/L	ND	1.0	0.10	05/12/16 08:18	
Toluene	ug/L	ND	1.0	0.17	05/12/16 08:18	
trans-1,2-Dichloroethene	ug/L	ND	1.0	0.20	05/12/16 08:18	
trans-1,3-Dichloropropene	ug/L	ND	1.0	0.12	05/12/16 08:18	
Trichloroethene	ug/L	ND	1.0	0.17	05/12/16 08:18	
Vinyl chloride	ug/L	ND	1.0	0.13	05/12/16 08:18	
Xylene (Total)	ug/L	ND	3.0	0.42	05/12/16 08:18	
1,2-Dichloroethane-d4 (S)	%	99	81-127		05/12/16 08:18	
4-Bromofluorobenzene (S)	%	97	77-130		05/12/16 08:18	
Toluene-d8 (S)	%	103	80-120		05/12/16 08:18	

Results presented on this page are in the units indicated by the "Units" column except where an alternate unit is presented to the right of the result.

REPORT OF LABORATORY ANALYSIS

This report shall not be reproduced, except in full,
without the written consent of Pace Analytical Services, Inc..

Pace Analytical Services, Inc.
9608 Loiret Blvd.
Lenexa, KS 66219
(913)599-5665

QUALITY CONTROL DATA

Project: FORT SMITH, AR
Pace Project No.: 60218544

LABORATORY CONTROL SAMPLE: 1756299

Parameter	Units	Spike Conc.	LCS Result	LCS % Rec	% Rec Limits	Qualifiers
1,1,1-Trichloroethane	ug/L	20	17.6	88	81-116	
1,1,2,2-Tetrachloroethane	ug/L	20	19.3	96	72-117	
1,1,2-Trichloroethane	ug/L	20	17.4	87	79-108	
1,1-Dichloroethane	ug/L	20	18.5	93	83-117	
1,1-Dichloroethene	ug/L	20	18.0	90	74-114	
1,2-Dichloroethane	ug/L	20	18.3	92	72-116	
1,2-Dichloropropane	ug/L	20	18.2	91	80-120	
2-Butanone (MEK)	ug/L	100	92.3	92	67-129	
2-Hexanone	ug/L	100	96.9	97	70-128	
4-Methyl-2-pentanone (MIBK)	ug/L	100	92.5	93	80-120	
Acetone	ug/L	100	103	103	56-142	
Benzene	ug/L	20	18.5	92	79-116	
Bromodichloromethane	ug/L	20	17.8	89	80-120	
Bromoform	ug/L	20	17.3	87	73-114	
Bromomethane	ug/L	20	21.4	107	49-153	
Carbon disulfide	ug/L	20	17.9	89	82-121	
Carbon tetrachloride	ug/L	20	16.8	84	80-116	
Chlorobenzene	ug/L	20	19.1	95	80-120	
Chloroethane	ug/L	20	15.2	76	67-124	
Chloroform	ug/L	20	17.6	88	79-120	
Chloromethane	ug/L	20	23.3	116	10-192	
cis-1,2-Dichloroethene	ug/L	20	17.8	89	80-120	
cis-1,3-Dichloropropene	ug/L	20	17.8	89	80-120	
Dibromochloromethane	ug/L	20	18.0	90	80-120	
Ethylbenzene	ug/L	20	19.0	95	80-120	
Methylene chloride	ug/L	20	19.8	99	80-120	
Styrene	ug/L	20	19.5	98	80-120	
Tetrachloroethene	ug/L	20	18.1	91	80-120	
Toluene	ug/L	20	18.7	93	80-120	
trans-1,2-Dichloroethene	ug/L	20	17.5	87	78-108	
trans-1,3-Dichloropropene	ug/L	20	18.8	94	85-120	
Trichloroethene	ug/L	20	17.4	87	76-114	
Vinyl chloride	ug/L	20	18.3	91	69-129	
Xylene (Total)	ug/L	60	57.8	96	80-120	
1,2-Dichloroethane-d4 (S)	%			102	81-127	
4-Bromofluorobenzene (S)	%			98	77-130	
Toluene-d8 (S)	%			101	80-120	

Results presented on this page are in the units indicated by the "Units" column except where an alternate unit is presented to the right of the result.

REPORT OF LABORATORY ANALYSIS

This report shall not be reproduced, except in full,
without the written consent of Pace Analytical Services, Inc..

Pace Analytical Services, Inc.
9608 Loiret Blvd.
Lenexa, KS 66219
(913)599-5665

QUALITY CONTROL DATA

Project: FORT SMITH, AR
Pace Project No.: 60218544

QC Batch: MSV/75745 Analysis Method: EPA 5030B/8260
QC Batch Method: EPA 5030B/8260 Analysis Description: 8260 MSV Water 10 mL Purge
Associated Lab Samples: 60218544001, 60218544033, 60218544035, 60218544036, 60218544037, 60218544038, 60218544039, 60218544040, 60218544041, 60218544042, 60218544043, 60218544044

METHOD BLANK: 1756989 Matrix: Water
Associated Lab Samples: 60218544001, 60218544033, 60218544035, 60218544036, 60218544037, 60218544038, 60218544039, 60218544040, 60218544041, 60218544042, 60218544043, 60218544044

Parameter	Units	Blank Result	Reporting Limit	MDL	Analyzed	Qualifiers
1,1,1-Trichloroethane	ug/L	ND	1.0	0.11	05/12/16 14:59	
1,1,2,2-Tetrachloroethane	ug/L	ND	1.0	0.15	05/12/16 14:59	
1,1,2-Trichloroethane	ug/L	ND	1.0	0.20	05/12/16 14:59	
1,1-Dichloroethane	ug/L	ND	1.0	0.050	05/12/16 14:59	
1,1-Dichloroethene	ug/L	ND	1.0	0.20	05/12/16 14:59	
1,2-Dichloroethane	ug/L	ND	1.0	0.12	05/12/16 14:59	
1,2-Dichloropropane	ug/L	ND	1.0	0.16	05/12/16 14:59	
2-Butanone (MEK)	ug/L	ND	10.0	0.59	05/12/16 14:59	
2-Hexanone	ug/L	ND	10.0	1.2	05/12/16 14:59	
4-Methyl-2-pentanone (MIBK)	ug/L	ND	10.0	0.42	05/12/16 14:59	
Acetone	ug/L	ND	10.0	1.9	05/12/16 14:59	
Benzene	ug/L	ND	1.0	0.060	05/12/16 14:59	
Bromodichloromethane	ug/L	ND	1.0	0.19	05/12/16 14:59	
Bromoform	ug/L	ND	1.0	0.070	05/12/16 14:59	
Bromomethane	ug/L	ND	5.0	0.16	05/12/16 14:59	
Carbon disulfide	ug/L	ND	5.0	0.12	05/12/16 14:59	
Carbon tetrachloride	ug/L	ND	1.0	0.18	05/12/16 14:59	
Chlorobenzene	ug/L	ND	1.0	0.21	05/12/16 14:59	
Chloroethane	ug/L	ND	1.0	0.15	05/12/16 14:59	
Chloroform	ug/L	ND	1.0	0.14	05/12/16 14:59	
Chloromethane	ug/L	ND	1.0	0.080	05/12/16 14:59	
cis-1,2-Dichloroethene	ug/L	ND	1.0	0.080	05/12/16 14:59	
cis-1,3-Dichloropropene	ug/L	ND	1.0	0.14	05/12/16 14:59	
Dibromochloromethane	ug/L	ND	1.0	0.21	05/12/16 14:59	
Ethylbenzene	ug/L	ND	1.0	0.18	05/12/16 14:59	
Methylene chloride	ug/L	ND	1.0	0.15	05/12/16 14:59	
Styrene	ug/L	ND	1.0	0.12	05/12/16 14:59	
Tetrachloroethene	ug/L	ND	1.0	0.10	05/12/16 14:59	
Toluene	ug/L	ND	1.0	0.17	05/12/16 14:59	
trans-1,2-Dichloroethene	ug/L	ND	1.0	0.20	05/12/16 14:59	
trans-1,3-Dichloropropene	ug/L	ND	1.0	0.12	05/12/16 14:59	
Trichloroethene	ug/L	0.30J	1.0	0.17	05/12/16 14:59	
Vinyl chloride	ug/L	ND	1.0	0.13	05/12/16 14:59	
Xylene (Total)	ug/L	ND	3.0	0.42	05/12/16 14:59	
1,2-Dichloroethane-d4 (S)	%	108	81-127		05/12/16 14:59	
4-Bromofluorobenzene (S)	%	100	77-130		05/12/16 14:59	
Toluene-d8 (S)	%	104	80-120		05/12/16 14:59	

Results presented on this page are in the units indicated by the "Units" column except where an alternate unit is presented to the right of the result.

REPORT OF LABORATORY ANALYSIS

This report shall not be reproduced, except in full,
without the written consent of Pace Analytical Services, Inc..

Pace Analytical Services, Inc.
9608 Loiret Blvd.
Lenexa, KS 66219
(913)599-5665

QUALITY CONTROL DATA

Project: FORT SMITH, AR
Pace Project No.: 60218544

LABORATORY CONTROL SAMPLE: 1756990

Parameter	Units	Spike Conc.	LCS Result	LCS % Rec	% Rec Limits	Qualifiers
1,1,1-Trichloroethane	ug/L	20	18.3	92	81-116	
1,1,2,2-Tetrachloroethane	ug/L	20	18.6	93	72-117	
1,1,2-Trichloroethane	ug/L	20	17.9	90	79-108	
1,1-Dichloroethane	ug/L	20	20.0	100	83-117	
1,1-Dichloroethene	ug/L	20	17.7	88	74-114	
1,2-Dichloroethane	ug/L	20	19.3	97	72-116	
1,2-Dichloropropane	ug/L	20	18.6	93	80-120	
2-Butanone (MEK)	ug/L	100	95.2	95	67-129	
2-Hexanone	ug/L	100	99.7	100	70-128	
4-Methyl-2-pentanone (MIBK)	ug/L	100	96.7	97	80-120	
Acetone	ug/L	100	106	106	56-142	
Benzene	ug/L	20	18.9	95	79-116	
Bromodichloromethane	ug/L	20	18.7	94	80-120	
Bromoform	ug/L	20	17.3	87	73-114	
Bromomethane	ug/L	20	19.4	97	49-153	
Carbon disulfide	ug/L	20	18.4	92	82-121	
Carbon tetrachloride	ug/L	20	17.4	87	80-116	
Chlorobenzene	ug/L	20	19.3	97	80-120	
Chloroethane	ug/L	20	16.3	81	67-124	
Chloroform	ug/L	20	19.0	95	79-120	
Chloromethane	ug/L	20	28.1	140	10-192	
cis-1,2-Dichloroethene	ug/L	20	18.9	94	80-120	
cis-1,3-Dichloropropene	ug/L	20	17.3	86	80-120	
Dibromochloromethane	ug/L	20	18.4	92	80-120	
Ethylbenzene	ug/L	20	18.8	94	80-120	
Methylene chloride	ug/L	20	19.8	99	80-120	
Styrene	ug/L	20	19.6	98	80-120	
Tetrachloroethene	ug/L	20	18.7	93	80-120	
Toluene	ug/L	20	19.0	95	80-120	
trans-1,2-Dichloroethene	ug/L	20	18.1	91	78-108	
trans-1,3-Dichloropropene	ug/L	20	18.9	95	85-120	
Trichloroethene	ug/L	20	18.9	94	76-114	
Vinyl chloride	ug/L	20	18.4	92	69-129	
Xylene (Total)	ug/L	60	58.2	97	80-120	
1,2-Dichloroethane-d4 (S)	%			103	81-127	
4-Bromofluorobenzene (S)	%			99	77-130	
Toluene-d8 (S)	%			102	80-120	

Results presented on this page are in the units indicated by the "Units" column except where an alternate unit is presented to the right of the result.

REPORT OF LABORATORY ANALYSIS

This report shall not be reproduced, except in full,
without the written consent of Pace Analytical Services, Inc..

Pace Analytical Services, Inc.
9608 Loiret Blvd.
Lenexa, KS 66219
(913)599-5665

QUALITY CONTROL DATA

Project: FORT SMITH, AR
Pace Project No.: 60218544

QC Batch: MSV/75770 Analysis Method: EPA 5030B/8260
QC Batch Method: EPA 5030B/8260 Analysis Description: 8260 MSV Water 10 mL Purge
Associated Lab Samples: 60218544007, 60218544012, 60218544014, 60218544015, 60218544019

METHOD BLANK: 1757354 Matrix: Water
Associated Lab Samples: 60218544007, 60218544012, 60218544014, 60218544015, 60218544019

Parameter	Units	Blank Result	Reporting Limit	MDL	Analyzed	Qualifiers
1,1,1-Trichloroethane	ug/L	ND	1.0	0.11	05/12/16 14:36	
1,1,2,2-Tetrachloroethane	ug/L	ND	1.0	0.15	05/12/16 14:36	
1,1,2-Trichloroethane	ug/L	ND	1.0	0.20	05/12/16 14:36	
1,1-Dichloroethane	ug/L	ND	1.0	0.050	05/12/16 14:36	
1,1-Dichloroethene	ug/L	ND	1.0	0.20	05/12/16 14:36	
1,2-Dichloroethane	ug/L	ND	1.0	0.12	05/12/16 14:36	
1,2-Dichloropropane	ug/L	ND	1.0	0.16	05/12/16 14:36	
2-Butanone (MEK)	ug/L	ND	10.0	0.59	05/12/16 14:36	
2-Hexanone	ug/L	ND	10.0	1.2	05/12/16 14:36	
4-Methyl-2-pentanone (MIBK)	ug/L	ND	10.0	0.42	05/12/16 14:36	
Acetone	ug/L	2.4J	10.0	1.9	05/12/16 14:36	
Benzene	ug/L	ND	1.0	0.060	05/12/16 14:36	
Bromodichloromethane	ug/L	ND	1.0	0.19	05/12/16 14:36	
Bromoform	ug/L	ND	1.0	0.070	05/12/16 14:36	
Bromomethane	ug/L	3.5J	5.0	0.16	05/12/16 14:36	
Carbon disulfide	ug/L	ND	5.0	0.12	05/12/16 14:36	
Carbon tetrachloride	ug/L	ND	1.0	0.18	05/12/16 14:36	
Chlorobenzene	ug/L	ND	1.0	0.21	05/12/16 14:36	
Chloroethane	ug/L	ND	1.0	0.15	05/12/16 14:36	
Chloroform	ug/L	ND	1.0	0.14	05/12/16 14:36	
Chloromethane	ug/L	0.22J	1.0	0.080	05/12/16 14:36	
cis-1,2-Dichloroethene	ug/L	ND	1.0	0.080	05/12/16 14:36	
cis-1,3-Dichloropropene	ug/L	ND	1.0	0.14	05/12/16 14:36	
Dibromochloromethane	ug/L	ND	1.0	0.21	05/12/16 14:36	
Ethylbenzene	ug/L	ND	1.0	0.18	05/12/16 14:36	
Methylene chloride	ug/L	0.22J	1.0	0.15	05/12/16 14:36	
Styrene	ug/L	ND	1.0	0.12	05/12/16 14:36	
Tetrachloroethene	ug/L	ND	1.0	0.10	05/12/16 14:36	
Toluene	ug/L	ND	1.0	0.17	05/12/16 14:36	
trans-1,2-Dichloroethene	ug/L	ND	1.0	0.20	05/12/16 14:36	
trans-1,3-Dichloropropene	ug/L	ND	1.0	0.12	05/12/16 14:36	
Vinyl chloride	ug/L	ND	1.0	0.13	05/12/16 14:36	
Xylene (Total)	ug/L	ND	3.0	0.42	05/12/16 14:36	
1,2-Dichloroethane-d4 (S)	%	102	81-127		05/12/16 14:36	
4-Bromofluorobenzene (S)	%	101	77-130		05/12/16 14:36	
Toluene-d8 (S)	%	100	80-120		05/12/16 14:36	

Results presented on this page are in the units indicated by the "Units" column except where an alternate unit is presented to the right of the result.

REPORT OF LABORATORY ANALYSIS

This report shall not be reproduced, except in full,
without the written consent of Pace Analytical Services, Inc..

Pace Analytical Services, Inc.
9608 Loiret Blvd.
Lenexa, KS 66219
(913)599-5665

QUALITY CONTROL DATA

Project: FORT SMITH, AR
Pace Project No.: 60218544

LABORATORY CONTROL SAMPLE: 1757355

Parameter	Units	Spike Conc.	LCS Result	LCS % Rec	% Rec Limits	Qualifiers
1,1,1-Trichloroethane	ug/L	20	20.9	105	81-116	
1,1,2,2-Tetrachloroethane	ug/L	20	21.1	105	72-117	
1,1,2-Trichloroethane	ug/L	20	20.0	100	79-108	
1,1-Dichloroethane	ug/L	20	20.5	102	83-117	
1,1-Dichloroethene	ug/L	20	21.0	105	74-114	
1,2-Dichloroethane	ug/L	20	20.5	103	72-116	
1,2-Dichloropropane	ug/L	20	20.8	104	80-120	
2-Butanone (MEK)	ug/L	100	93.9	94	67-129	
2-Hexanone	ug/L	100	102	102	70-128	
4-Methyl-2-pentanone (MIBK)	ug/L	100	96.4	96	80-120	
Acetone	ug/L	100	90.4	90	56-142	
Benzene	ug/L	20	20.5	103	79-116	
Bromodichloromethane	ug/L	20	20.1	100	80-120	
Bromoform	ug/L	20	18.9	94	73-114	
Bromomethane	ug/L	20	21.3	106	49-153	
Carbon disulfide	ug/L	20	21.2	106	82-121	
Carbon tetrachloride	ug/L	20	19.1	95	80-116	
Chlorobenzene	ug/L	20	20.5	102	80-120	
Chloroethane	ug/L	20	22.0	110	67-124	
Chloroform	ug/L	20	19.8	99	79-120	
Chloromethane	ug/L	20	26.3	132	10-192	
cis-1,2-Dichloroethene	ug/L	20	19.5	98	80-120	
cis-1,3-Dichloropropene	ug/L	20	18.2	91	80-120	
Dibromochloromethane	ug/L	20	20.2	101	80-120	
Ethylbenzene	ug/L	20	20.5	102	80-120	
Methylene chloride	ug/L	20	19.2	96	80-120	
Styrene	ug/L	20	19.0	95	80-120	
Tetrachloroethene	ug/L	20	21.3	107	80-120	
Toluene	ug/L	20	20.3	102	80-120	
trans-1,2-Dichloroethene	ug/L	20	22.3	112	78-108	L0
trans-1,3-Dichloropropene	ug/L	20	19.0	95	85-120	
Vinyl chloride	ug/L	20	21.2	106	69-129	
Xylene (Total)	ug/L	60	63.5	106	80-120	
1,2-Dichloroethane-d4 (S)	%			98	81-127	
4-Bromofluorobenzene (S)	%			101	77-130	
Toluene-d8 (S)	%			99	80-120	

Results presented on this page are in the units indicated by the "Units" column except where an alternate unit is presented to the right of the result.

REPORT OF LABORATORY ANALYSIS

This report shall not be reproduced, except in full,
without the written consent of Pace Analytical Services, Inc..

Pace Analytical Services, Inc.
9608 Loiret Blvd.
Lenexa, KS 66219
(913)599-5665

QUALITY CONTROL DATA

Project: FORT SMITH, AR
Pace Project No.: 60218544

QC Batch: MSV/75780 Analysis Method: EPA 5030B/8260
QC Batch Method: EPA 5030B/8260 Analysis Description: 8260 MSV Water 10 mL Purge
Associated Lab Samples: 60218544008, 60218544029

METHOD BLANK: 1758057 Matrix: Water
Associated Lab Samples: 60218544008, 60218544029

Parameter	Units	Blank Result	Reporting Limit	MDL	Analyzed	Qualifiers
Trichloroethene	ug/L	ND	1.0	0.17	05/13/16 14:28	
1,2-Dichloroethane-d4 (S)	%	96	81-127		05/13/16 14:28	
4-Bromofluorobenzene (S)	%	99	77-130		05/13/16 14:28	
Toluene-d8 (S)	%	103	80-120		05/13/16 14:28	

LABORATORY CONTROL SAMPLE: 1758058

Parameter	Units	Spike Conc.	LCS Result	LCS % Rec	% Rec Limits	Qualifiers
Trichloroethene	ug/L	20	17.9	90	76-114	
1,2-Dichloroethane-d4 (S)	%			96	81-127	
4-Bromofluorobenzene (S)	%			99	77-130	
Toluene-d8 (S)	%			99	80-120	

Results presented on this page are in the units indicated by the "Units" column except where an alternate unit is presented to the right of the result.

REPORT OF LABORATORY ANALYSIS

This report shall not be reproduced, except in full,
without the written consent of Pace Analytical Services, Inc..

Pace Analytical Services, Inc.
9608 Loiret Blvd.
Lenexa, KS 66219
(913)599-5665

QUALITY CONTROL DATA

Project: FORT SMITH, AR
Pace Project No.: 60218544

QC Batch: MSV/75654 Analysis Method: EPA 5030B/8260
QC Batch Method: EPA 5030B/8260 Analysis Description: 8260 MSV Water 7 day
Associated Lab Samples: 60218544004, 60218544006, 60218544010, 60218544013, 60218544016, 60218544020, 60218544027, 60218544034

METHOD BLANK: 1754635 Matrix: Water
Associated Lab Samples: 60218544004, 60218544006, 60218544010, 60218544013, 60218544016, 60218544020, 60218544027, 60218544034

Parameter	Units	Blank Result	Reporting Limit	MDL	Analyzed	Qualifiers
1,1,1-Trichloroethane	ug/L	ND	1.0	0.11	05/09/16 11:57	
1,1,2,2-Tetrachloroethane	ug/L	ND	1.0	0.15	05/09/16 11:57	
1,1,2-Trichloroethane	ug/L	ND	1.0	0.20	05/09/16 11:57	
1,1-Dichloroethane	ug/L	ND	1.0	0.050	05/09/16 11:57	
1,1-Dichloroethene	ug/L	ND	1.0	0.20	05/09/16 11:57	
1,2-Dichloroethane	ug/L	ND	1.0	0.12	05/09/16 11:57	
1,2-Dichloropropane	ug/L	ND	1.0	0.16	05/09/16 11:57	
2-Butanone (MEK)	ug/L	ND	10.0	0.59	05/09/16 11:57	
2-Hexanone	ug/L	ND	10.0	1.2	05/09/16 11:57	
4-Methyl-2-pentanone (MIBK)	ug/L	ND	10.0	0.42	05/09/16 11:57	
Acetone	ug/L	ND	10.0	1.9	05/09/16 11:57	
Benzene	ug/L	ND	1.0	0.060	05/09/16 11:57	
Bromodichloromethane	ug/L	ND	1.0	0.19	05/09/16 11:57	
Bromoform	ug/L	ND	1.0	0.070	05/09/16 11:57	
Bromomethane	ug/L	ND	5.0	0.16	05/09/16 11:57	
Carbon disulfide	ug/L	0.15J	5.0	0.12	05/09/16 11:57	
Carbon tetrachloride	ug/L	ND	1.0	0.18	05/09/16 11:57	
Chlorobenzene	ug/L	ND	1.0	0.21	05/09/16 11:57	
Chloroethane	ug/L	ND	1.0	0.15	05/09/16 11:57	
Chloroform	ug/L	ND	1.0	0.14	05/09/16 11:57	
Chloromethane	ug/L	ND	1.0	0.080	05/09/16 11:57	
cis-1,2-Dichloroethene	ug/L	ND	1.0	0.080	05/09/16 11:57	
cis-1,3-Dichloropropene	ug/L	ND	1.0	0.14	05/09/16 11:57	
Dibromochloromethane	ug/L	ND	1.0	0.21	05/09/16 11:57	
Ethylbenzene	ug/L	ND	1.0	0.18	05/09/16 11:57	
Methylene chloride	ug/L	ND	1.0	0.15	05/09/16 11:57	
Styrene	ug/L	ND	1.0	0.12	05/09/16 11:57	
Tetrachloroethene	ug/L	ND	1.0	0.10	05/09/16 11:57	
Toluene	ug/L	ND	1.0	0.17	05/09/16 11:57	
trans-1,2-Dichloroethene	ug/L	ND	1.0	0.20	05/09/16 11:57	
trans-1,3-Dichloropropene	ug/L	ND	1.0	0.12	05/09/16 11:57	
Trichloroethene	ug/L	ND	1.0	0.17	05/09/16 11:57	
Vinyl chloride	ug/L	ND	1.0	0.13	05/09/16 11:57	
Xylene (Total)	ug/L	ND	3.0	0.42	05/09/16 11:57	
1,2-Dichloroethane-d4 (S)	%	93	81-127		05/09/16 11:57	
4-Bromofluorobenzene (S)	%	98	77-130		05/09/16 11:57	
Toluene-d8 (S)	%	101	80-120		05/09/16 11:57	

Results presented on this page are in the units indicated by the "Units" column except where an alternate unit is presented to the right of the result.

REPORT OF LABORATORY ANALYSIS

This report shall not be reproduced, except in full,
without the written consent of Pace Analytical Services, Inc..

Pace Analytical Services, Inc.
9608 Loiret Blvd.
Lenexa, KS 66219
(913)599-5665

QUALITY CONTROL DATA

Project: FORT SMITH, AR
Pace Project No.: 60218544

LABORATORY CONTROL SAMPLE: 1754636

Parameter	Units	Spike Conc.	LCS Result	LCS % Rec	% Rec Limits	Qualifiers
1,1,1-Trichloroethane	ug/L	20	20.2	101	81-116	
1,1,2,2-Tetrachloroethane	ug/L	20	20.0	100	72-117	
1,1,2-Trichloroethane	ug/L	20	19.1	96	79-108	
1,1-Dichloroethane	ug/L	20	20.0	100	83-117	
1,1-Dichloroethene	ug/L	20	19.1	95	74-114	
1,2-Dichloroethane	ug/L	20	19.6	98	72-116	
1,2-Dichloropropane	ug/L	20	20.3	101	80-120	
2-Butanone (MEK)	ug/L	100	96.7	97	67-129	
2-Hexanone	ug/L	100	97.5	98	70-128	
4-Methyl-2-pentanone (MIBK)	ug/L	100	98.6	99	80-120	
Acetone	ug/L	100	105	105	56-142	
Benzene	ug/L	20	20.4	102	79-116	
Bromodichloromethane	ug/L	20	19.5	98	80-120	
Bromoform	ug/L	20	20.2	101	73-114	
Bromomethane	ug/L	20	18.0	90	49-153	
Carbon disulfide	ug/L	20	19.8	99	82-121	
Carbon tetrachloride	ug/L	20	19.2	96	80-116	
Chlorobenzene	ug/L	20	20.1	101	80-120	
Chloroethane	ug/L	20	19.3	97	67-124	
Chloroform	ug/L	20	19.6	98	79-120	
Chloromethane	ug/L	20	23.2	116	10-192	
cis-1,2-Dichloroethene	ug/L	20	19.6	98	80-120	
cis-1,3-Dichloropropene	ug/L	20	19.9	99	80-120	
Dibromochloromethane	ug/L	20	19.6	98	80-120	
Ethylbenzene	ug/L	20	19.7	99	80-120	
Methylene chloride	ug/L	20	21.3	106	80-120	
Styrene	ug/L	20	20.6	103	80-120	
Tetrachloroethene	ug/L	20	19.2	96	80-120	
Toluene	ug/L	20	19.8	99	80-120	
trans-1,2-Dichloroethene	ug/L	20	19.2	96	78-108	
trans-1,3-Dichloropropene	ug/L	20	19.7	98	85-120	
Trichloroethene	ug/L	20	19.4	97	76-114	
Vinyl chloride	ug/L	20	20.3	101	69-129	
Xylene (Total)	ug/L	60	60.0	100	80-120	
1,2-Dichloroethane-d4 (S)	%			96	81-127	
4-Bromofluorobenzene (S)	%			101	77-130	
Toluene-d8 (S)	%			98	80-120	

Results presented on this page are in the units indicated by the "Units" column except where an alternate unit is presented to the right of the result.

REPORT OF LABORATORY ANALYSIS

This report shall not be reproduced, except in full,
without the written consent of Pace Analytical Services, Inc..

Pace Analytical Services, Inc.
9608 Loiret Blvd.
Lenexa, KS 66219
(913)599-5665

QUALITY CONTROL DATA

Project: FORT SMITH, AR
Pace Project No.: 60218544

QC Batch: MSV/75676
QC Batch Method: EPA 5030B/8260
Analysis Method: EPA 5030B/8260
Analysis Description: 8260 MSV Water 7 day
Associated Lab Samples: 60218544010, 60218544016

METHOD BLANK: 1755367
Matrix: Water
Associated Lab Samples: 60218544010, 60218544016

Parameter	Units	Blank Result	Reporting Limit	MDL	Analyzed	Qualifiers
1,1,1-Trichloroethane	ug/L	ND	1.0	0.11	05/10/16 11:50	
1,1,2,2-Tetrachloroethane	ug/L	ND	1.0	0.15	05/10/16 11:50	
1,1,2-Trichloroethane	ug/L	ND	1.0	0.20	05/10/16 11:50	
1,1-Dichloroethane	ug/L	ND	1.0	0.050	05/10/16 11:50	
1,1-Dichloroethene	ug/L	ND	1.0	0.20	05/10/16 11:50	
1,2-Dichloroethane	ug/L	ND	1.0	0.12	05/10/16 11:50	
1,2-Dichloropropane	ug/L	ND	1.0	0.16	05/10/16 11:50	
2-Butanone (MEK)	ug/L	ND	10.0	0.59	05/10/16 11:50	
2-Hexanone	ug/L	ND	10.0	1.2	05/10/16 11:50	
4-Methyl-2-pentanone (MIBK)	ug/L	ND	10.0	0.42	05/10/16 11:50	
Acetone	ug/L	ND	10.0	1.9	05/10/16 11:50	
Benzene	ug/L	ND	1.0	0.060	05/10/16 11:50	
Bromodichloromethane	ug/L	ND	1.0	0.19	05/10/16 11:50	
Bromoform	ug/L	ND	1.0	0.070	05/10/16 11:50	
Bromomethane	ug/L	0.18J	5.0	0.16	05/10/16 11:50	
Carbon disulfide	ug/L	ND	5.0	0.12	05/10/16 11:50	
Carbon tetrachloride	ug/L	ND	1.0	0.18	05/10/16 11:50	
Chlorobenzene	ug/L	ND	1.0	0.21	05/10/16 11:50	
Chloroethane	ug/L	ND	1.0	0.15	05/10/16 11:50	
Chloroform	ug/L	1.0	1.0	0.14	05/10/16 11:50	
Chloromethane	ug/L	ND	1.0	0.080	05/10/16 11:50	
cis-1,2-Dichloroethene	ug/L	ND	1.0	0.080	05/10/16 11:50	
cis-1,3-Dichloropropene	ug/L	ND	1.0	0.14	05/10/16 11:50	
Dibromochloromethane	ug/L	ND	1.0	0.21	05/10/16 11:50	
Ethylbenzene	ug/L	ND	1.0	0.18	05/10/16 11:50	
Methylene chloride	ug/L	1.3	1.0	0.15	05/10/16 11:50	
Styrene	ug/L	ND	1.0	0.12	05/10/16 11:50	
Tetrachloroethene	ug/L	ND	1.0	0.10	05/10/16 11:50	
Toluene	ug/L	ND	1.0	0.17	05/10/16 11:50	
trans-1,2-Dichloroethene	ug/L	ND	1.0	0.20	05/10/16 11:50	
trans-1,3-Dichloropropene	ug/L	ND	1.0	0.12	05/10/16 11:50	
Vinyl chloride	ug/L	ND	1.0	0.13	05/10/16 11:50	
Xylene (Total)	ug/L	ND	3.0	0.42	05/10/16 11:50	
1,2-Dichloroethane-d4 (S)	%	97	81-127		05/10/16 11:50	
4-Bromofluorobenzene (S)	%	102	77-130		05/10/16 11:50	
Toluene-d8 (S)	%	101	80-120		05/10/16 11:50	

Results presented on this page are in the units indicated by the "Units" column except where an alternate unit is presented to the right of the result.

REPORT OF LABORATORY ANALYSIS

This report shall not be reproduced, except in full,
without the written consent of Pace Analytical Services, Inc..

Pace Analytical Services, Inc.
9608 Loiret Blvd.
Lenexa, KS 66219
(913)599-5665

QUALITY CONTROL DATA

Project: FORT SMITH, AR
Pace Project No.: 60218544

LABORATORY CONTROL SAMPLE: 1755368

Parameter	Units	Spike Conc.	LCS Result	LCS % Rec	% Rec Limits	Qualifiers
1,1,1-Trichloroethane	ug/L	20	17.2	86	81-116	
1,1,2,2-Tetrachloroethane	ug/L	20	24.2	121	72-117	L0
1,1,2-Trichloroethane	ug/L	20	20.9	104	79-108	
1,1-Dichloroethane	ug/L	20	20.8	104	83-117	
1,1-Dichloroethene	ug/L	20	18.0	90	74-114	
1,2-Dichloroethane	ug/L	20	18.7	93	72-116	
1,2-Dichloropropane	ug/L	20	21.0	105	80-120	
2-Butanone (MEK)	ug/L	100	115	115	67-129	
2-Hexanone	ug/L	100	118	118	70-128	
4-Methyl-2-pentanone (MIBK)	ug/L	100	114	114	80-120	
Acetone	ug/L	100	116	116	56-142	
Benzene	ug/L	20	20.0	100	79-116	
Bromodichloromethane	ug/L	20	18.8	94	80-120	
Bromoform	ug/L	20	18.3	92	73-114	
Bromomethane	ug/L	20	18.1	91	49-153	
Carbon disulfide	ug/L	20	18.8	94	82-121	
Carbon tetrachloride	ug/L	20	16.5	82	80-116	
Chlorobenzene	ug/L	20	19.5	98	80-120	
Chloroethane	ug/L	20	23.1	115	67-124	
Chloroform	ug/L	20	18.8	94	79-120	
Chloromethane	ug/L	20	18.0	90	10-192	
cis-1,2-Dichloroethene	ug/L	20	19.2	96	80-120	
cis-1,3-Dichloropropene	ug/L	20	19.5	97	80-120	
Dibromochloromethane	ug/L	20	19.2	96	80-120	
Ethylbenzene	ug/L	20	20.2	101	80-120	
Methylene chloride	ug/L	20	20.5	102	80-120	
Styrene	ug/L	20	20.4	102	80-120	
Tetrachloroethene	ug/L	20	17.5	88	80-120	
Toluene	ug/L	20	20.3	102	80-120	
trans-1,2-Dichloroethene	ug/L	20	19.3	97	78-108	
trans-1,3-Dichloropropene	ug/L	20	20.7	104	85-120	
Vinyl chloride	ug/L	20	18.5	93	69-129	
Xylene (Total)	ug/L	60	60.9	102	80-120	
1,2-Dichloroethane-d4 (S)	%			96	81-127	
4-Bromofluorobenzene (S)	%			107	77-130	
Toluene-d8 (S)	%			104	80-120	

Results presented on this page are in the units indicated by the "Units" column except where an alternate unit is presented to the right of the result.

REPORT OF LABORATORY ANALYSIS

This report shall not be reproduced, except in full,
without the written consent of Pace Analytical Services, Inc..

Pace Analytical Services, Inc.
9608 Loiret Blvd.
Lenexa, KS 66219
(913)599-5665

QUALITY CONTROL DATA

Project: FORT SMITH, AR
Pace Project No.: 60218544

QC Batch: MSV/75769
QC Batch Method: EPA 5030B/8260
Analysis Method: EPA 5030B/8260
Analysis Description: 8260 MSV Water 7 day
Associated Lab Samples: 60218544013, 60218544027

METHOD BLANK: 1757350
Matrix: Water
Associated Lab Samples: 60218544013, 60218544027

Parameter	Units	Blank Result	Reporting Limit	MDL	Analyzed	Qualifiers
1,1,1-Trichloroethane	ug/L	ND	1.0	0.11	05/12/16 14:36	
1,1,2,2-Tetrachloroethane	ug/L	ND	1.0	0.15	05/12/16 14:36	
1,1,2-Trichloroethane	ug/L	ND	1.0	0.20	05/12/16 14:36	
1,1-Dichloroethane	ug/L	ND	1.0	0.050	05/12/16 14:36	
1,1-Dichloroethene	ug/L	ND	1.0	0.20	05/12/16 14:36	
1,2-Dichloroethane	ug/L	ND	1.0	0.12	05/12/16 14:36	
1,2-Dichloropropane	ug/L	ND	1.0	0.16	05/12/16 14:36	
2-Butanone (MEK)	ug/L	ND	10.0	0.59	05/12/16 14:36	
2-Hexanone	ug/L	ND	10.0	1.2	05/12/16 14:36	
4-Methyl-2-pentanone (MIBK)	ug/L	ND	10.0	0.42	05/12/16 14:36	
Acetone	ug/L	2.4J	10.0	1.9	05/12/16 14:36	
Benzene	ug/L	ND	1.0	0.060	05/12/16 14:36	
Bromodichloromethane	ug/L	ND	1.0	0.19	05/12/16 14:36	
Bromoform	ug/L	ND	1.0	0.070	05/12/16 14:36	
Bromomethane	ug/L	3.5J	5.0	0.16	05/12/16 14:36	
Carbon disulfide	ug/L	ND	5.0	0.12	05/12/16 14:36	
Carbon tetrachloride	ug/L	ND	1.0	0.18	05/12/16 14:36	
Chlorobenzene	ug/L	ND	1.0	0.21	05/12/16 14:36	
Chloroethane	ug/L	ND	1.0	0.15	05/12/16 14:36	
Chloroform	ug/L	ND	1.0	0.14	05/12/16 14:36	
Chloromethane	ug/L	0.22J	1.0	0.080	05/12/16 14:36	
cis-1,2-Dichloroethene	ug/L	ND	1.0	0.080	05/12/16 14:36	
cis-1,3-Dichloropropene	ug/L	ND	1.0	0.14	05/12/16 14:36	
Dibromochloromethane	ug/L	ND	1.0	0.21	05/12/16 14:36	
Ethylbenzene	ug/L	ND	1.0	0.18	05/12/16 14:36	
Methylene chloride	ug/L	0.22J	1.0	0.15	05/12/16 14:36	
Styrene	ug/L	ND	1.0	0.12	05/12/16 14:36	
Tetrachloroethene	ug/L	ND	1.0	0.10	05/12/16 14:36	
Toluene	ug/L	ND	1.0	0.17	05/12/16 14:36	
trans-1,2-Dichloroethene	ug/L	ND	1.0	0.20	05/12/16 14:36	
trans-1,3-Dichloropropene	ug/L	ND	1.0	0.12	05/12/16 14:36	
Vinyl chloride	ug/L	ND	1.0	0.13	05/12/16 14:36	
Xylene (Total)	ug/L	ND	3.0	0.42	05/12/16 14:36	
1,2-Dichloroethane-d4 (S)	%	102	81-127		05/12/16 14:36	
4-Bromofluorobenzene (S)	%	101	77-130		05/12/16 14:36	
Toluene-d8 (S)	%	100	80-120		05/12/16 14:36	

Results presented on this page are in the units indicated by the "Units" column except where an alternate unit is presented to the right of the result.

REPORT OF LABORATORY ANALYSIS

This report shall not be reproduced, except in full,
without the written consent of Pace Analytical Services, Inc..

Pace Analytical Services, Inc.
9608 Loiret Blvd.
Lenexa, KS 66219
(913)599-5665

QUALITY CONTROL DATA

Project: FORT SMITH, AR
Pace Project No.: 60218544

LABORATORY CONTROL SAMPLE: 1757351

Parameter	Units	Spike Conc.	LCS Result	LCS % Rec	% Rec Limits	Qualifiers
1,1,1-Trichloroethane	ug/L	20	20.9	105	81-116	
1,1,2,2-Tetrachloroethane	ug/L	20	21.1	105	72-117	
1,1,2-Trichloroethane	ug/L	20	20.0	100	79-108	
1,1-Dichloroethane	ug/L	20	20.5	102	83-117	
1,1-Dichloroethene	ug/L	20	21.0	105	74-114	
1,2-Dichloroethane	ug/L	20	20.5	103	72-116	
1,2-Dichloropropane	ug/L	20	20.8	104	80-120	
2-Butanone (MEK)	ug/L	100	93.9	94	67-129	
2-Hexanone	ug/L	100	102	102	70-128	
4-Methyl-2-pentanone (MIBK)	ug/L	100	96.4	96	80-120	
Acetone	ug/L	100	90.4	90	56-142	
Benzene	ug/L	20	20.5	103	79-116	
Bromodichloromethane	ug/L	20	20.1	100	80-120	
Bromoform	ug/L	20	18.9	94	73-114	
Bromomethane	ug/L	20	21.3	106	49-153	
Carbon disulfide	ug/L	20	21.2	106	82-121	
Carbon tetrachloride	ug/L	20	19.1	95	80-116	
Chlorobenzene	ug/L	20	20.5	102	80-120	
Chloroethane	ug/L	20	22.0	110	67-124	
Chloroform	ug/L	20	19.8	99	79-120	
Chloromethane	ug/L	20	26.3	132	10-192	
cis-1,2-Dichloroethene	ug/L	20	19.5	98	80-120	
cis-1,3-Dichloropropene	ug/L	20	18.2	91	80-120	
Dibromochloromethane	ug/L	20	20.2	101	80-120	
Ethylbenzene	ug/L	20	20.5	102	80-120	
Methylene chloride	ug/L	20	19.2	96	80-120	
Styrene	ug/L	20	19.0	95	80-120	
Tetrachloroethene	ug/L	20	21.3	107	80-120	
Toluene	ug/L	20	20.3	102	80-120	
trans-1,2-Dichloroethene	ug/L	20	22.3	112	78-108	L0
trans-1,3-Dichloropropene	ug/L	20	19.0	95	85-120	
Vinyl chloride	ug/L	20	21.2	106	69-129	
Xylene (Total)	ug/L	60	63.5	106	80-120	
1,2-Dichloroethane-d4 (S)	%			98	81-127	
4-Bromofluorobenzene (S)	%			101	77-130	
Toluene-d8 (S)	%			99	80-120	

Results presented on this page are in the units indicated by the "Units" column except where an alternate unit is presented to the right of the result.

REPORT OF LABORATORY ANALYSIS

This report shall not be reproduced, except in full,
without the written consent of Pace Analytical Services, Inc..

Pace Analytical Services, Inc.
9608 Loiret Blvd.
Lenexa, KS 66219
(913)599-5665

QUALITY CONTROL DATA

Project: FORT SMITH, AR
Pace Project No.: 60218544

QC Batch: WET/61782 Analysis Method: SM 2320B
QC Batch Method: SM 2320B Analysis Description: 2320B Alkalinity
Associated Lab Samples: 60218544001, 60218544002, 60218544003, 60218544004, 60218544005, 60218544006, 60218544007, 60218544008, 60218544009, 60218544010

METHOD BLANK: 1758729 Matrix: Water
Associated Lab Samples: 60218544001, 60218544002, 60218544003, 60218544004, 60218544005, 60218544006, 60218544007, 60218544008, 60218544009, 60218544010

Parameter	Units	Blank Result	Reporting Limit	MDL	Analyzed	Qualifiers
Alkalinity, Carbonate (CaCO3)	mg/L	ND	20.0	2.0	05/16/16 09:08	
Alkalinity, Total as CaCO3	mg/L	ND	20.0	2.0	05/16/16 09:08	
Alkalinity,Bicarbonate (CaCO3)	mg/L	ND	20.0	2.0	05/16/16 09:08	

LABORATORY CONTROL SAMPLE: 1758730

Parameter	Units	Spike Conc.	LCS Result	LCS % Rec	% Rec Limits	Qualifiers
Alkalinity, Total as CaCO3	mg/L	500	498	100	90-110	

SAMPLE DUPLICATE: 1758731

Parameter	Units	60218406004 Result	Dup Result	RPD	Max RPD	Qualifiers
Alkalinity, Carbonate (CaCO3)	mg/L	ND	ND		10	
Alkalinity, Total as CaCO3	mg/L	95.1	98.8	4	10	
Alkalinity,Bicarbonate (CaCO3)	mg/L	95.1	98.8	4	10	

SAMPLE DUPLICATE: 1758732

Parameter	Units	60218544005 Result	Dup Result	RPD	Max RPD	Qualifiers
Alkalinity, Carbonate (CaCO3)	mg/L	ND	ND		10	
Alkalinity, Total as CaCO3	mg/L	117	120	2	10	
Alkalinity,Bicarbonate (CaCO3)	mg/L	117	120	2	10	

Results presented on this page are in the units indicated by the "Units" column except where an alternate unit is presented to the right of the result.

REPORT OF LABORATORY ANALYSIS

This report shall not be reproduced, except in full,
without the written consent of Pace Analytical Services, Inc..

Pace Analytical Services, Inc.
9608 Loiret Blvd.
Lenexa, KS 66219
(913)599-5665

QUALITY CONTROL DATA

Project: FORT SMITH, AR
Pace Project No.: 60218544

QC Batch: WET/61803 Analysis Method: SM 2320B
QC Batch Method: SM 2320B Analysis Description: 2320B Alkalinity
Associated Lab Samples: 60218544011, 60218544012, 60218544013, 60218544014, 60218544015, 60218544016, 60218544017

METHOD BLANK: 1759335 Matrix: Water
Associated Lab Samples: 60218544011, 60218544012, 60218544013, 60218544014, 60218544015, 60218544016, 60218544017

Parameter	Units	Blank Result	Reporting Limit	MDL	Analyzed	Qualifiers
Alkalinity, Total as CaCO3	mg/L	ND	20.0	2.0	05/16/16 12:12	

LABORATORY CONTROL SAMPLE: 1759336

Parameter	Units	Spike Conc.	LCS Result	LCS % Rec	% Rec Limits	Qualifiers
Alkalinity, Total as CaCO3	mg/L	500	465	93	90-110	

SAMPLE DUPLICATE: 1759337

Parameter	Units	60218544012 Result	Dup Result	RPD	Max RPD	Qualifiers
Alkalinity, Carbonate (CaCO3)	mg/L	ND	ND		10	
Alkalinity, Total as CaCO3	mg/L	268	272	1	10	
Alkalinity,Bicarbonate (CaCO3)	mg/L	268	272	1	10	

Results presented on this page are in the units indicated by the "Units" column except where an alternate unit is presented to the right of the result.

REPORT OF LABORATORY ANALYSIS

This report shall not be reproduced, except in full,
without the written consent of Pace Analytical Services, Inc..

Pace Analytical Services, Inc.
9608 Loiret Blvd.
Lenexa, KS 66219
(913)599-5665

QUALITY CONTROL DATA

Project: FORT SMITH, AR
Pace Project No.: 60218544

QC Batch: WET/61832 Analysis Method: SM 2320B
QC Batch Method: SM 2320B Analysis Description: 2320B Alkalinity
Associated Lab Samples: 60218544018, 60218544019, 60218544020, 60218544021, 60218544022, 60218544023, 60218544024, 60218544025, 60218544026, 60218544027, 60218544028

METHOD BLANK: 1759760 Matrix: Water
Associated Lab Samples: 60218544018, 60218544019, 60218544020, 60218544021, 60218544022, 60218544023, 60218544024, 60218544025, 60218544026, 60218544027, 60218544028

Parameter	Units	Blank Result	Reporting Limit	MDL	Analyzed	Qualifiers
Alkalinity, Carbonate (CaCO3)	mg/L	ND	20.0	2.0	05/17/16 09:03	
Alkalinity, Total as CaCO3	mg/L	ND	20.0	2.0	05/17/16 09:03	
Alkalinity,Bicarbonate (CaCO3)	mg/L	ND	20.0	2.0	05/17/16 09:03	

LABORATORY CONTROL SAMPLE: 1759761

Parameter	Units	Spike Conc.	LCS Result	LCS % Rec	% Rec Limits	Qualifiers
Alkalinity, Total as CaCO3	mg/L	500	473	95	90-110	

SAMPLE DUPLICATE: 1759762

Parameter	Units	60218544018 Result	Dup Result	RPD	Max RPD	Qualifiers
Alkalinity, Carbonate (CaCO3)	mg/L	ND	ND		10	
Alkalinity, Total as CaCO3	mg/L	ND	6.8J		10	
Alkalinity,Bicarbonate (CaCO3)	mg/L	ND	6.8J		10	

SAMPLE DUPLICATE: 1759763

Parameter	Units	60218544026 Result	Dup Result	RPD	Max RPD	Qualifiers
Alkalinity, Carbonate (CaCO3)	mg/L	ND	ND		10	
Alkalinity, Total as CaCO3	mg/L	ND	12.3J		10	
Alkalinity,Bicarbonate (CaCO3)	mg/L	ND	12.3J		10	

Results presented on this page are in the units indicated by the "Units" column except where an alternate unit is presented to the right of the result.

REPORT OF LABORATORY ANALYSIS

This report shall not be reproduced, except in full,
without the written consent of Pace Analytical Services, Inc..

Pace Analytical Services, Inc.
9608 Loiret Blvd.
Lenexa, KS 66219
(913)599-5665

QUALITY CONTROL DATA

Project: FORT SMITH, AR
Pace Project No.: 60218544

QC Batch: WET/61745 Analysis Method: SM 4500-S-2 D
QC Batch Method: SM 4500-S-2 D Analysis Description: 4500S2D Sulfide, Total
Associated Lab Samples: 60218544001, 60218544002, 60218544003, 60218544004, 60218544005, 60218544006, 60218544007, 60218544008, 60218544009, 60218544010, 60218544011, 60218544012, 60218544013, 60218544014

METHOD BLANK: 1757066 Matrix: Water
Associated Lab Samples: 60218544001, 60218544002, 60218544003, 60218544004, 60218544005, 60218544006, 60218544007, 60218544008, 60218544009, 60218544010, 60218544011, 60218544012, 60218544013, 60218544014

Parameter	Units	Blank Result	Reporting Limit	MDL	Analyzed	Qualifiers
Sulfide, Total	mg/L	ND	0.050	0.012	05/12/16 12:19	

LABORATORY CONTROL SAMPLE: 1757067

Parameter	Units	Spike Conc.	LCS Result	LCS % Rec	% Rec Limits	Qualifiers
Sulfide, Total	mg/L	.5	0.52	104	80-120	

MATRIX SPIKE SAMPLE: 1757068

Parameter	Units	60218511007 Result	Spike Conc.	MS Result	MS % Rec	% Rec Limits	Qualifiers
Sulfide, Total	mg/L	<0.050	.5	0.49	99	75-125	

SAMPLE DUPLICATE: 1757069

Parameter	Units	60218511008 Result	Dup Result	RPD	Max RPD	Qualifiers
Sulfide, Total	mg/L	<0.050	ND		20	

SAMPLE DUPLICATE: 1757070

Parameter	Units	60218544005 Result	Dup Result	RPD	Max RPD	Qualifiers
Sulfide, Total	mg/L	ND	ND		20	

Results presented on this page are in the units indicated by the "Units" column except where an alternate unit is presented to the right of the result.

REPORT OF LABORATORY ANALYSIS

This report shall not be reproduced, except in full,
without the written consent of Pace Analytical Services, Inc..

Pace Analytical Services, Inc.
9608 Loiret Blvd.
Lenexa, KS 66219
(913)599-5665

QUALITY CONTROL DATA

Project: FORT SMITH, AR
Pace Project No.: 60218544

QC Batch: WET/61746 Analysis Method: SM 4500-S-2 D
QC Batch Method: SM 4500-S-2 D Analysis Description: 4500S2D Sulfide, Total
Associated Lab Samples: 60218544015, 60218544016, 60218544017, 60218544018, 60218544019, 60218544020, 60218544021, 60218544022, 60218544023, 60218544024, 60218544025, 60218544026, 60218544027, 60218544028

METHOD BLANK: 1757078 Matrix: Water
Associated Lab Samples: 60218544015, 60218544016, 60218544017, 60218544018, 60218544019, 60218544020, 60218544021, 60218544022, 60218544023, 60218544024, 60218544025, 60218544026, 60218544027, 60218544028

Parameter	Units	Blank Result	Reporting Limit	MDL	Analyzed	Qualifiers
Sulfide, Total	mg/L	ND	0.050	0.012	05/12/16 12:35	

LABORATORY CONTROL SAMPLE: 1757079

Parameter	Units	Spike Conc.	LCS Result	LCS % Rec	% Rec Limits	Qualifiers
Sulfide, Total	mg/L	.5	0.51	103	80-120	

MATRIX SPIKE SAMPLE: 1757080

Parameter	Units	60218544015 Result	Spike Conc.	MS Result	MS % Rec	% Rec Limits	Qualifiers
Sulfide, Total	mg/L	ND	.5	0.45	90	75-125	

SAMPLE DUPLICATE: 1757081

Parameter	Units	60218544016 Result	Dup Result	RPD	Max RPD	Qualifiers
Sulfide, Total	mg/L	ND	ND		20	

SAMPLE DUPLICATE: 1757082

Parameter	Units	60218544024 Result	Dup Result	RPD	Max RPD	Qualifiers
Sulfide, Total	mg/L	ND	ND		20	

Results presented on this page are in the units indicated by the "Units" column except where an alternate unit is presented to the right of the result.

REPORT OF LABORATORY ANALYSIS

This report shall not be reproduced, except in full,
without the written consent of Pace Analytical Services, Inc..

Pace Analytical Services, Inc.
9608 Loiret Blvd.
Lenexa, KS 66219
(913)599-5665

QUALITY CONTROL DATA

Project: FORT SMITH, AR
Pace Project No.: 60218544

QC Batch: WETA/39428 Analysis Method: EPA 300.0
QC Batch Method: EPA 300.0 Analysis Description: 300.0 IC Anions
Associated Lab Samples: 60218544001, 60218544002, 60218544003, 60218544005, 60218544006, 60218544007, 60218544008, 60218544009, 60218544010, 60218544011, 60218544013, 60218544014, 60218544015, 60218544016, 60218544017, 60218544018, 60218544019

METHOD BLANK: 1756622 Matrix: Water
Associated Lab Samples: 60218544001, 60218544002, 60218544003, 60218544005, 60218544006, 60218544007, 60218544008, 60218544009, 60218544010, 60218544011, 60218544013, 60218544014, 60218544015, 60218544016, 60218544017, 60218544018, 60218544019

Parameter	Units	Blank Result	Reporting Limit	MDL	Analyzed	Qualifiers
Chloride	mg/L	ND	1.0	0.50	05/12/16 09:01	
Sulfate	mg/L	ND	1.0	0.25	05/12/16 09:01	

LABORATORY CONTROL SAMPLE: 1756623

Parameter	Units	Spike Conc.	LCS Result	LCS % Rec	% Rec Limits	Qualifiers
Chloride	mg/L	5	4.7	95	90-110	
Sulfate	mg/L	5	4.8	96	90-110	

MATRIX SPIKE & MATRIX SPIKE DUPLICATE: 1756624 1756625

Parameter	Units	60218530001 Result	MS Spike Conc.	MSD Spike Conc.	MS Result	MSD Result	MS % Rec	MSD % Rec	% Rec Limits	RPD	Max RPD	Qual
Chloride	mg/L	8.9	5	5	13.8	13.8	99	99	80-120	0	15	
Sulfate	mg/L	46.4	25	25	72.1	71.3	103	100	80-120	1	15	

MATRIX SPIKE SAMPLE: 1756626

Parameter	Units	60218544005 Result	Spike Conc.	MS Result	MS % Rec	% Rec Limits	Qualifiers
Chloride	mg/L	126	50	180	108	80-120	
Sulfate	mg/L	99.5	50	149	99	80-120	

Results presented on this page are in the units indicated by the "Units" column except where an alternate unit is presented to the right of the result.

REPORT OF LABORATORY ANALYSIS

This report shall not be reproduced, except in full,
without the written consent of Pace Analytical Services, Inc..

Pace Analytical Services, Inc.
9608 Loiret Blvd.
Lenexa, KS 66219
(913)599-5665

QUALITY CONTROL DATA

Project: FORT SMITH, AR
Pace Project No.: 60218544

QC Batch: WETA/39429 Analysis Method: EPA 300.0
QC Batch Method: EPA 300.0 Analysis Description: 300.0 IC Anions
Associated Lab Samples: 60218544020, 60218544021, 60218544022, 60218544023, 60218544024, 60218544025, 60218544026, 60218544027, 60218544028

METHOD BLANK: 1756630 Matrix: Water
Associated Lab Samples: 60218544020, 60218544021, 60218544022, 60218544023, 60218544024, 60218544025, 60218544026, 60218544027, 60218544028

Parameter	Units	Blank Result	Reporting Limit	MDL	Analyzed	Qualifiers
Chloride	mg/L	ND	1.0	0.50	05/12/16 21:44	
Sulfate	mg/L	ND	1.0	0.25	05/12/16 21:44	

LABORATORY CONTROL SAMPLE: 1756631

Parameter	Units	Spike Conc.	LCS Result	LCS % Rec	% Rec Limits	Qualifiers
Chloride	mg/L	5	4.8	97	90-110	
Sulfate	mg/L	5	5.0	100	90-110	

MATRIX SPIKE & MATRIX SPIKE DUPLICATE: 1756632 1756633

Parameter	Units	60218544020 Result	MS Spike Conc.	MSD Spike Conc.	MS Result	MSD Result	MS % Rec	MSD % Rec	% Rec Limits	RPD	Max RPD	Qual
Chloride	mg/L	297	250	250	551	552	102	102	80-120	0	15	
Sulfate	mg/L	4720	2500	2500	7240	7290	101	103	80-120	1	15	

Results presented on this page are in the units indicated by the "Units" column except where an alternate unit is presented to the right of the result.

REPORT OF LABORATORY ANALYSIS

This report shall not be reproduced, except in full,
without the written consent of Pace Analytical Services, Inc..

Pace Analytical Services, Inc.
9608 Loiret Blvd.
Lenexa, KS 66219
(913)599-5665

QUALITY CONTROL DATA

Project: FORT SMITH, AR
Pace Project No.: 60218544

QC Batch: WETA/39499 Analysis Method: EPA 300.0
QC Batch Method: EPA 300.0 Analysis Description: 300.0 IC Anions
Associated Lab Samples: 60218544004, 60218544012

METHOD BLANK: 1759644 Matrix: Water
Associated Lab Samples: 60218544004, 60218544012

Parameter	Units	Blank Result	Reporting Limit	MDL	Analyzed	Qualifiers
Chloride	mg/L	ND	1.0	0.50	05/17/16 09:16	
Sulfate	mg/L	ND	1.0	0.25	05/17/16 09:16	

LABORATORY CONTROL SAMPLE: 1759645

Parameter	Units	Spike Conc.	LCS Result	LCS % Rec	% Rec Limits	Qualifiers
Chloride	mg/L	5	4.8	97	90-110	
Sulfate	mg/L	5	5.1	101	90-110	

MATRIX SPIKE & MATRIX SPIKE DUPLICATE: 1759646 1759647

Parameter	Units	2036133009 Result	MS Spike Conc.	MSD Spike Conc.	MS Result	MSD Result	MS % Rec	MSD % Rec	% Rec Limits	RPD	Max RPD	Qual
Chloride	mg/L	15.6	5	5	20.6	20.6	101	101	80-120	0	15	
Sulfate	mg/L	22.4	10	10	32.0	32.3	96	99	80-120	1	15	

Results presented on this page are in the units indicated by the "Units" column except where an alternate unit is presented to the right of the result.

REPORT OF LABORATORY ANALYSIS

This report shall not be reproduced, except in full,
without the written consent of Pace Analytical Services, Inc..

Pace Analytical Services, Inc.
9608 Loiret Blvd.
Lenexa, KS 66219
(913)599-5665

QUALITY CONTROL DATA

Project: FORT SMITH, AR
Pace Project No.: 60218544

QC Batch: WETA/39376 Analysis Method: EPA 350.1
QC Batch Method: EPA 350.1 Analysis Description: 350.1 Ammonia
Associated Lab Samples: 60218544001, 60218544002, 60218544003, 60218544004, 60218544005, 60218544006, 60218544007, 60218544008, 60218544009, 60218544010, 60218544011

METHOD BLANK: 1754842 Matrix: Water
Associated Lab Samples: 60218544001, 60218544002, 60218544003, 60218544004, 60218544005, 60218544006, 60218544007, 60218544008, 60218544009, 60218544010, 60218544011

Parameter	Units	Blank Result	Reporting Limit	MDL	Analyzed	Qualifiers
Nitrogen, Ammonia	mg/L	ND	0.10	0.046	05/09/16 19:16	

LABORATORY CONTROL SAMPLE: 1754843

Parameter	Units	Spike Conc.	LCS Result	LCS % Rec	% Rec Limits	Qualifiers
Nitrogen, Ammonia	mg/L	5	5.4	108	90-110	

MATRIX SPIKE SAMPLE: 1754844

Parameter	Units	60218387020 Result	Spike Conc.	MS Result	MS % Rec	% Rec Limits	Qualifiers
Nitrogen, Ammonia	mg/L	ND	5	5.3	106	90-110	

MATRIX SPIKE SAMPLE: 1754846

Parameter	Units	60218544005 Result	Spike Conc.	MS Result	MS % Rec	% Rec Limits	Qualifiers
Nitrogen, Ammonia	mg/L	ND	5	5.4	107	90-110	

SAMPLE DUPLICATE: 1754845

Parameter	Units	60218387023 Result	Dup Result	RPD	Max RPD	Qualifiers
Nitrogen, Ammonia	mg/L	ND	ND		18	

Results presented on this page are in the units indicated by the "Units" column except where an alternate unit is presented to the right of the result.

REPORT OF LABORATORY ANALYSIS

This report shall not be reproduced, except in full,
without the written consent of Pace Analytical Services, Inc..

Pace Analytical Services, Inc.
9608 Loiret Blvd.
Lenexa, KS 66219
(913)599-5665

QUALITY CONTROL DATA

Project: FORT SMITH, AR
Pace Project No.: 60218544

QC Batch: WETA/39377 Analysis Method: EPA 350.1
QC Batch Method: EPA 350.1 Analysis Description: 350.1 Ammonia
Associated Lab Samples: 60218544012, 60218544013, 60218544014, 60218544015, 60218544016, 60218544017, 60218544018, 60218544019, 60218544020, 60218544021, 60218544022, 60218544023, 60218544024, 60218544025, 60218544026, 60218544027, 60218544028

METHOD BLANK: 1754847 Matrix: Water
Associated Lab Samples: 60218544012, 60218544013, 60218544014, 60218544015, 60218544016, 60218544017, 60218544018, 60218544019, 60218544020, 60218544021, 60218544022, 60218544023, 60218544024, 60218544025, 60218544026, 60218544027, 60218544028

Parameter	Units	Blank Result	Reporting Limit	MDL	Analyzed	Qualifiers
Nitrogen, Ammonia	mg/L	ND	0.10	0.046	05/09/16 19:58	

LABORATORY CONTROL SAMPLE: 1754848

Parameter	Units	Spike Conc.	LCS Result	LCS % Rec	% Rec Limits	Qualifiers
Nitrogen, Ammonia	mg/L	5	5.4	108	90-110	

MATRIX SPIKE SAMPLE: 1754849

Parameter	Units	60218544012 Result	Spike Conc.	MS Result	MS % Rec	% Rec Limits	Qualifiers
Nitrogen, Ammonia	mg/L	0.28	5	5.7	107	90-110	

MATRIX SPIKE SAMPLE: 1754851

Parameter	Units	60218544020 Result	Spike Conc.	MS Result	MS % Rec	% Rec Limits	Qualifiers
Nitrogen, Ammonia	mg/L	0.13	5	5.5	107	90-110	

SAMPLE DUPLICATE: 1754850

Parameter	Units	60218544013 Result	Dup Result	RPD	Max RPD	Qualifiers
Nitrogen, Ammonia	mg/L	0.28	0.23	19	18	D6

Results presented on this page are in the units indicated by the "Units" column except where an alternate unit is presented to the right of the result.

REPORT OF LABORATORY ANALYSIS

This report shall not be reproduced, except in full,
without the written consent of Pace Analytical Services, Inc..

Pace Analytical Services, Inc.
9608 Loiret Blvd.
Lenexa, KS 66219
(913)599-5665

QUALITY CONTROL DATA

Project: FORT SMITH, AR
Pace Project No.: 60218544

QC Batch: WETA/39338 Analysis Method: EPA 353.2
QC Batch Method: EPA 353.2 Analysis Description: 353.2 Nitrate + Nitrite, Unpres.
Associated Lab Samples: 60218544001, 60218544003, 60218544004, 60218544006, 60218544008, 60218544011, 60218544012, 60218544016, 60218544017, 60218544018, 60218544019, 60218544021, 60218544022, 60218544023, 60218544025, 60218544026, 60218544027, 60218544028

METHOD BLANK: 1753701 Matrix: Water
Associated Lab Samples: 60218544001, 60218544003, 60218544004, 60218544006, 60218544008, 60218544011, 60218544012, 60218544016, 60218544017, 60218544018, 60218544019, 60218544021, 60218544022, 60218544023, 60218544025, 60218544026, 60218544027, 60218544028

Parameter	Units	Blank Result	Reporting Limit	MDL	Analyzed	Qualifiers
Nitrogen, Nitrate	mg/L	ND	0.10	0.012	05/06/16 17:31	
Nitrogen, Nitrite	mg/L	ND	0.10	0.010	05/06/16 17:31	
Nitrogen, NO2 plus NO3	mg/L	ND	0.10	0.012	05/06/16 17:31	

LABORATORY CONTROL SAMPLE: 1753702

Parameter	Units	Spike Conc.	LCS Result	LCS % Rec	% Rec Limits	Qualifiers
Nitrogen, Nitrate	mg/L	1.6	1.6	101	85-115	
Nitrogen, Nitrite	mg/L	.4	0.38	96	90-110	
Nitrogen, NO2 plus NO3	mg/L	2	2.0	100	90-110	

MATRIX SPIKE SAMPLE: 1753703

Parameter	Units	60218544004 Result	Spike Conc.	MS Result	MS % Rec	% Rec Limits	Qualifiers
Nitrogen, Nitrate	mg/L	0.60	1.6	2.3	103	85-115	
Nitrogen, Nitrite	mg/L	ND	.4	0.40	101	90-110	
Nitrogen, NO2 plus NO3	mg/L	0.60	2	2.7	103	90-110	

MATRIX SPIKE SAMPLE: 1753705

Parameter	Units	60218544006 Result	Spike Conc.	MS Result	MS % Rec	% Rec Limits	Qualifiers
Nitrogen, Nitrate	mg/L	2.5	1.6	3.9	87	85-115	
Nitrogen, Nitrite	mg/L	ND	.4	0.41	103	90-110	
Nitrogen, NO2 plus NO3	mg/L	2.5	2	4.3	90	90-110	

SAMPLE DUPLICATE: 1753704

Parameter	Units	60218544023 Result	Dup Result	RPD	Max RPD	Qualifiers
Nitrogen, Nitrate	mg/L	0.83	0.82	0	20	
Nitrogen, Nitrite	mg/L	ND	ND		20	
Nitrogen, NO2 plus NO3	mg/L	0.83	0.82	0	20	

Results presented on this page are in the units indicated by the "Units" column except where an alternate unit is presented to the right of the result.

REPORT OF LABORATORY ANALYSIS

This report shall not be reproduced, except in full,
without the written consent of Pace Analytical Services, Inc..

Pace Analytical Services, Inc.
9608 Loiret Blvd.
Lenexa, KS 66219
(913)599-5665

QUALITY CONTROL DATA

Project: FORT SMITH, AR
Pace Project No.: 60218544

QC Batch: WETA/39339 Analysis Method: EPA 353.2
QC Batch Method: EPA 353.2 Analysis Description: 353.2 Nitrate + Nitrite, Unpres.
Associated Lab Samples: 60218544002, 60218544005, 60218544007, 60218544009, 60218544010, 60218544013, 60218544014, 60218544015, 60218544020, 60218544024

METHOD BLANK: 1753707 Matrix: Water
Associated Lab Samples: 60218544002, 60218544005, 60218544007, 60218544009, 60218544010, 60218544013, 60218544014, 60218544015, 60218544020, 60218544024

Parameter	Units	Blank Result	Reporting Limit	MDL	Analyzed	Qualifiers
Nitrogen, Nitrate	mg/L	ND	0.10	0.012	05/06/16 17:56	
Nitrogen, Nitrite	mg/L	ND	0.10	0.010	05/06/16 17:56	
Nitrogen, NO2 plus NO3	mg/L	ND	0.10	0.012	05/06/16 17:56	

LABORATORY CONTROL SAMPLE: 1753708

Parameter	Units	Spike Conc.	LCS Result	LCS % Rec	% Rec Limits	Qualifiers
Nitrogen, Nitrate	mg/L	1.6	1.6	101	85-115	
Nitrogen, Nitrite	mg/L	.4	0.39	97	90-110	
Nitrogen, NO2 plus NO3	mg/L	2	2.0	100	90-110	

MATRIX SPIKE SAMPLE: 1753709

Parameter	Units	60218544014 Result	Spike Conc.	MS Result	MS % Rec	% Rec Limits	Qualifiers
Nitrogen, Nitrate	mg/L	1.5	1.6	3.1	99	85-115	
Nitrogen, Nitrite	mg/L	ND	.4	0.41	103	90-110	
Nitrogen, NO2 plus NO3	mg/L	1.5	2	3.5	100	90-110	

MATRIX SPIKE SAMPLE: 1753711

Parameter	Units	60218544009 Result	Spike Conc.	MS Result	MS % Rec	% Rec Limits	Qualifiers
Nitrogen, Nitrate	mg/L	0.11	1.6	1.8	106	85-115	
Nitrogen, Nitrite	mg/L	ND	.4	0.41	103	90-110	
Nitrogen, NO2 plus NO3	mg/L	0.11	2	2.2	105	90-110	

SAMPLE DUPLICATE: 1753710

Parameter	Units	60218544005 Result	Dup Result	RPD	Max RPD	Qualifiers
Nitrogen, Nitrate	mg/L	23.8	22.3	6	20	
Nitrogen, Nitrite	mg/L	ND	ND		20	
Nitrogen, NO2 plus NO3	mg/L	23.8	22.3	6	20	

Results presented on this page are in the units indicated by the "Units" column except where an alternate unit is presented to the right of the result.

REPORT OF LABORATORY ANALYSIS

This report shall not be reproduced, except in full,
without the written consent of Pace Analytical Services, Inc..

Pace Analytical Services, Inc.
9608 Loiret Blvd.
Lenexa, KS 66219
(913)599-5665

QUALITY CONTROL DATA

Project: FORT SMITH, AR
Pace Project No.: 60218544

QC Batch: WETA/39440 Analysis Method: SM 5310C
QC Batch Method: SM 5310C Analysis Description: 5310C Total Organic Carbon
Associated Lab Samples: 60218544001, 60218544002, 60218544003, 60218544004, 60218544006, 60218544007, 60218544008, 60218544009, 60218544011, 60218544013, 60218544014, 60218544015, 60218544016, 60218544017, 60218544018, 60218544019, 60218544020

METHOD BLANK: 1756877 Matrix: Water
Associated Lab Samples: 60218544001, 60218544002, 60218544003, 60218544004, 60218544006, 60218544007, 60218544008, 60218544009, 60218544011, 60218544013, 60218544014, 60218544015, 60218544016, 60218544017, 60218544018, 60218544019, 60218544020

Parameter	Units	Blank Result	Reporting Limit	MDL	Analyzed	Qualifiers
Total Organic Carbon	mg/L	0.27J	1.0	0.054	05/12/16 17:37	

LABORATORY CONTROL SAMPLE: 1756881

Parameter	Units	Spike Conc.	LCS Result	LCS % Rec	% Rec Limits	Qualifiers
Total Organic Carbon	mg/L	5	4.7	94	80-120	

MATRIX SPIKE SAMPLE: 1756882

Parameter	Units	60218544001 Result	Spike Conc.	MS Result	MS % Rec	% Rec Limits	Qualifiers
Total Organic Carbon	mg/L	1.2	5	4.7	71	80-120	M1

Results presented on this page are in the units indicated by the "Units" column except where an alternate unit is presented to the right of the result.

REPORT OF LABORATORY ANALYSIS

This report shall not be reproduced, except in full,
without the written consent of Pace Analytical Services, Inc..

Pace Analytical Services, Inc.
9608 Loiret Blvd.
Lenexa, KS 66219
(913)599-5665

QUALITY CONTROL DATA

Project: FORT SMITH, AR
Pace Project No.: 60218544

QC Batch: WETA/39464 Analysis Method: SM 5310C
QC Batch Method: SM 5310C Analysis Description: 5310C Total Organic Carbon
Associated Lab Samples: 60218544010, 60218544012, 60218544021, 60218544022, 60218544023

METHOD BLANK: 1758092 Matrix: Water
Associated Lab Samples: 60218544010, 60218544012, 60218544021, 60218544022, 60218544023

Parameter	Units	Blank Result	Reporting Limit	MDL	Analyzed	Qualifiers
Total Organic Carbon	mg/L	0.099J	1.0	0.054	05/16/16 10:34	

LABORATORY CONTROL SAMPLE: 1758093

Parameter	Units	Spike Conc.	LCS Result	LCS % Rec	% Rec Limits	Qualifiers
Total Organic Carbon	mg/L	5	4.5	91	80-120	

MATRIX SPIKE SAMPLE: 1758094

Parameter	Units	60218544012 Result	Spike Conc.	MS Result	MS % Rec	% Rec Limits	Qualifiers
Total Organic Carbon	mg/L	2.4	5	5.2	58	80-120	M1

SAMPLE DUPLICATE: 1758095

Parameter	Units	60218544010 Result	Dup Result	RPD	Max RPD	Qualifiers
Total Organic Carbon	mg/L	6.7	6.6	2	25	

Results presented on this page are in the units indicated by the "Units" column except where an alternate unit is presented to the right of the result.

REPORT OF LABORATORY ANALYSIS

This report shall not be reproduced, except in full,
without the written consent of Pace Analytical Services, Inc..

Pace Analytical Services, Inc.
9608 Loiret Blvd.
Lenexa, KS 66219
(913)599-5665

QUALITY CONTROL DATA

Project: FORT SMITH, AR
Pace Project No.: 60218544

QC Batch: WETA/39584 Analysis Method: SM 5310C
QC Batch Method: SM 5310C Analysis Description: 5310C Total Organic Carbon
Associated Lab Samples: 60218544005, 60218544024, 60218544025, 60218544026, 60218544027

METHOD BLANK: 1762497 Matrix: Water
Associated Lab Samples: 60218544005, 60218544024, 60218544025, 60218544026, 60218544027

Parameter	Units	Blank Result	Reporting Limit	MDL	Analyzed	Qualifiers
Total Organic Carbon	mg/L	0.40J	1.0	0.054	05/20/16 10:49	

LABORATORY CONTROL SAMPLE: 1762498

Parameter	Units	Spike Conc.	LCS Result	LCS % Rec	% Rec Limits	Qualifiers
Total Organic Carbon	mg/L	5	4.8	96	80-120	

MATRIX SPIKE SAMPLE: 1762499

Parameter	Units	60218544005 Result	Spike Conc.	MS Result	MS % Rec	% Rec Limits	Qualifiers
Total Organic Carbon	mg/L	0.64J	5	4.3	73	80-120	M1

SAMPLE DUPLICATE: 1762500

Parameter	Units	60218544024 Result	Dup Result	RPD	Max RPD	Qualifiers
Total Organic Carbon	mg/L	0.37J	0.35J		25	

Results presented on this page are in the units indicated by the "Units" column except where an alternate unit is presented to the right of the result.

REPORT OF LABORATORY ANALYSIS

This report shall not be reproduced, except in full,
without the written consent of Pace Analytical Services, Inc..

Pace Analytical Services, Inc.
9608 Loiret Blvd.
Lenexa, KS 66219
(913)599-5665

QUALITY CONTROL DATA

Project: FORT SMITH, AR
Pace Project No.: 60218544

QC Batch: WETA/39628
QC Batch Method: SM 5310C
Analysis Method: SM 5310C
Analysis Description: 5310C Total Organic Carbon
Associated Lab Samples: 60218544028

METHOD BLANK: 1763591 Matrix: Water
Associated Lab Samples: 60218544028

Parameter	Units	Blank Result	Reporting Limit	MDL	Analyzed	Qualifiers
Total Organic Carbon	mg/L	0.18J	1.0	0.054	05/23/16 10:56	

LABORATORY CONTROL SAMPLE: 1763592

Parameter	Units	Spike Conc.	LCS Result	LCS % Rec	% Rec Limits	Qualifiers
Total Organic Carbon	mg/L	5	4.6	91	80-120	

MATRIX SPIKE SAMPLE: 1763593

Parameter	Units	60218544028 Result	Spike Conc.	MS Result	MS % Rec	% Rec Limits	Qualifiers
Total Organic Carbon	mg/L	0.39J	5	4.2	77	80-120	M1

SAMPLE DUPLICATE: 1763594

Parameter	Units	60219109001 Result	Dup Result	RPD	Max RPD	Qualifiers
Total Organic Carbon	mg/L	150	100	40	25	D6

Results presented on this page are in the units indicated by the "Units" column except where an alternate unit is presented to the right of the result.

REPORT OF LABORATORY ANALYSIS

This report shall not be reproduced, except in full,
without the written consent of Pace Analytical Services, Inc..

Pace Analytical Services, Inc.
9608 Loiret Blvd.
Lenexa, KS 66219
(913)599-5665

QUALITY CONTROL DATA

Project: FORT SMITH, AR
Pace Project No.: 60218544

QC Batch: WETA/11531 Analysis Method: SM 4500-P E
QC Batch Method: SM4500-P B Analysis Description: SM4500P-E, Total Phosphorus
Associated Lab Samples: 60218544001, 60218544002, 60218544003, 60218544004, 60218544005, 60218544006, 60218544007, 60218544008, 60218544009, 60218544010, 60218544011, 60218544012, 60218544013, 60218544014, 60218544015

METHOD BLANK: 227850 Matrix: Water
Associated Lab Samples: 60218544001, 60218544002, 60218544003, 60218544004, 60218544005, 60218544006, 60218544007, 60218544008, 60218544009, 60218544010, 60218544011, 60218544012, 60218544013, 60218544014, 60218544015

Parameter	Units	Blank Result	Reporting Limit	MDL	Analyzed	Qualifiers
Phosphate as P04	mg/L	ND	0.030	0.010	05/17/16 12:31	

LABORATORY CONTROL SAMPLE: 227851

Parameter	Units	Spike Conc.	LCS Result	LCS % Rec	% Rec Limits	Qualifiers
Phosphate as P04	mg/L	1.5	1.4	94	80-120	

MATRIX SPIKE & MATRIX SPIKE DUPLICATE: 227852 227853

Parameter	Units	60218544005 Result	MS Spike Conc.	MSD Spike Conc.	MS Result	MSD Result	MS % Rec	MSD % Rec	% Rec Limits	RPD	Max RPD	Qual
Phosphate as P04	mg/L	0.091	1.5	1.5	1.5	1.5	89	91	80-120	3	20	

MATRIX SPIKE & MATRIX SPIKE DUPLICATE: 227854 227855

Parameter	Units	60218544009 Result	MS Spike Conc.	MSD Spike Conc.	MS Result	MSD Result	MS % Rec	MSD % Rec	% Rec Limits	RPD	Max RPD	Qual
Phosphate as P04	mg/L	0.095	1.5	1.5	1.4	1.1	88	68	80-120	24	20	M1,R1

Results presented on this page are in the units indicated by the "Units" column except where an alternate unit is presented to the right of the result.

REPORT OF LABORATORY ANALYSIS

This report shall not be reproduced, except in full,
without the written consent of Pace Analytical Services, Inc..

Pace Analytical Services, Inc.
9608 Loiret Blvd.
Lenexa, KS 66219
(913)599-5665

QUALITY CONTROL DATA

Project: FORT SMITH, AR
Pace Project No.: 60218544

QC Batch: WETA/11564 Analysis Method: SM 4500-P E
QC Batch Method: SM4500-P B Analysis Description: SM4500P-E, Total Phosphorus
Associated Lab Samples: 60218544016, 60218544017, 60218544018, 60218544019, 60218544020, 60218544021, 60218544022, 60218544023, 60218544024, 60218544025, 60218544026, 60218544027, 60218544028

METHOD BLANK: 228665 Matrix: Water
Associated Lab Samples: 60218544016, 60218544017, 60218544018, 60218544019, 60218544020, 60218544021, 60218544022, 60218544023, 60218544024, 60218544025, 60218544026, 60218544027, 60218544028

Parameter	Units	Blank Result	Reporting Limit	MDL	Analyzed	Qualifiers
Phosphate as P04	mg/L	0.028J	0.030	0.010	05/19/16 15:40	

LABORATORY CONTROL SAMPLE: 228666

Parameter	Units	Spike Conc.	LCS Result	LCS % Rec	% Rec Limits	Qualifiers
Phosphate as P04	mg/L	1.5	1.4	94	80-120	

MATRIX SPIKE & MATRIX SPIKE DUPLICATE: 228667 228668

Parameter	Units	60218544017 Result	MS Spike Conc.	MSD Spike Conc.	MS Result	MSD Result	MS % Rec	MSD % Rec	% Rec Limits	RPD	Max RPD	Qual
Phosphate as P04	mg/L	0.12	1.5	1.5	1.6	1.5	94	93	80-120	1	20	

MATRIX SPIKE & MATRIX SPIKE DUPLICATE: 228679 228680

Parameter	Units	60218544019 Result	MS Spike Conc.	MSD Spike Conc.	MS Result	MSD Result	MS % Rec	MSD % Rec	% Rec Limits	RPD	Max RPD	Qual
Phosphate as P04	mg/L	0.040	1.5	1.5	1.5	1.5	94	92	80-120	2	20	

Results presented on this page are in the units indicated by the "Units" column except where an alternate unit is presented to the right of the result.

REPORT OF LABORATORY ANALYSIS

This report shall not be reproduced, except in full,
without the written consent of Pace Analytical Services, Inc..

Pace Analytical Services, Inc.
9608 Loiret Blvd.
Lenexa, KS 66219
(913)599-5665

QUALIFIERS

Project: FORT SMITH, AR
Pace Project No.: 60218544

DEFINITIONS

DF - Dilution Factor, if reported, represents the factor applied to the reported data due to dilution of the sample aliquot.

ND - Not Detected at or above adjusted reporting limit.

J - Estimated concentration above the adjusted method detection limit and below the adjusted reporting limit.

MDL - Adjusted Method Detection Limit.

PQL - Practical Quantitation Limit.

RL - Reporting Limit.

S - Surrogate

1,2-Diphenylhydrazine decomposes to and cannot be separated from Azobenzene using Method 8270. The result for each analyte is a combined concentration.

Consistent with EPA guidelines, unrounded data are displayed and have been used to calculate % recovery and RPD values.

LCS(D) - Laboratory Control Sample (Duplicate)

MS(D) - Matrix Spike (Duplicate)

DUP - Sample Duplicate

RPD - Relative Percent Difference

NC - Not Calculable.

SG - Silica Gel - Clean-Up

U - Indicates the compound was analyzed for, but not detected.

N-Nitrosodiphenylamine decomposes and cannot be separated from Diphenylamine using Method 8270. The result reported for each analyte is a combined concentration.

Pace Analytical is TNI accredited. Contact your Pace PM for the current list of accredited analytes.

TNI - The NELAC Institute.

LABORATORIES

PASI-D	Pace Analytical Services - Dallas
PASI-K	Pace Analytical Services - Kansas City

BATCH QUALIFIERS

Batch: MSV/75654
[M5] A matrix spike/matrix spike duplicate was not performed for this batch due to insufficient sample volume.
Batch: MSV/75676
[M5] A matrix spike/matrix spike duplicate was not performed for this batch due to insufficient sample volume.
Batch: MSV/75725
[M5] A matrix spike/matrix spike duplicate was not performed for this batch due to insufficient sample volume.
Batch: MSV/75745
[M5] A matrix spike/matrix spike duplicate was not performed for this batch due to insufficient sample volume.
Batch: MSV/75769
[M5] A matrix spike/matrix spike duplicate was not performed for this batch due to insufficient sample volume.
Batch: MSV/75770
[M5] A matrix spike/matrix spike duplicate was not performed for this batch due to insufficient sample volume.
Batch: MSV/75780
[M5] A matrix spike/matrix spike duplicate was not performed for this batch due to insufficient sample volume.
Batch: WET/61839
[1] Ferrous Fe performed in the field

This report shall not be reproduced, except in full,
without the written consent of Pace Analytical Services, Inc..

Pace Analytical Services, Inc.
9608 Loiret Blvd.
Lenexa, KS 66219
(913)599-5665

QUALIFIERS

Project: FORT SMITH, AR
Pace Project No.: 60218544

BATCH QUALIFIERS

Batch: WET/61840
[1] Ferrous fe performed in the field
Batch: WET/61841
[1] Field pH
Batch: WET/61842
[1] Field pH

ANALYTE QUALIFIERS

B	Analyte was detected in the associated method blank.
D6	The precision between the sample and sample duplicate exceeded laboratory control limits.
H6	Analysis initiated outside of the 15 minute EPA required holding time.
L0	Analyte recovery in the laboratory control sample (LCS) was outside QC limits.
L1	Analyte recovery in the laboratory control sample (LCS) was above QC limits. Results for this analyte in associated samples may be biased high.
M1	Matrix spike recovery exceeded QC limits. Batch accepted based on laboratory control sample (LCS) recovery.
R1	RPD value was outside control limits.
pH	Post-analysis pH measurement indicates insufficient VOA sample preservation.

This report shall not be reproduced, except in full,
without the written consent of Pace Analytical Services, Inc..

Pace Analytical Services, Inc.
9608 Loiret Blvd.
Lenexa, KS 66219
(913)599-5665

QUALITY CONTROL DATA CROSS REFERENCE TABLE

Project: FORT SMITH, AR
Pace Project No.: 60218544

Lab ID	Sample ID	QC Batch Method	QC Batch	Analytical Method	Analytical Batch
60218544001	ITMW-10-201605	EPA 8015 - Alcohol	GCSV/5445		
60218544002	ITMW-9-201605	EPA 8015 - Alcohol	GCSV/5445		
60218544003	ITMW-16-201605	EPA 8015 - Alcohol	GCSV/5445		
60218544004	MW-23-201605	EPA 8015 - Alcohol	GCSV/5445		
60218544005	ITMW-6-201605	EPA 8015 - Alcohol	GCSV/5445		
60218544006	MW-84-201605	EPA 8015 - Alcohol	GCSV/5445		
60218544007	MW-38-201605	EPA 8015 - Alcohol	GCSV/5445		
60218544008	ITMW-11-201605	EPA 8015 - Alcohol	GCSV/5445		
60218544009	ITMW-12-201605	EPA 8015 - Alcohol	GCSV/5445		
60218544010	MW-86-201605	EPA 8015 - Alcohol	GCSV/5445		
60218544011	ITMW-4-201605	EPA 8015 - Alcohol	GCSV/5445		
60218544012	MW-25-201605	EPA 8015 - Alcohol	GCSV/5445		
60218544013	ITMW-15-201605	EPA 8015 - Alcohol	GCSV/5445		
60218544014	MW-95-201605	EPA 8015 - Alcohol	GCSV/5445		
60218544015	MW-93-201605	EPA 8015 - Alcohol	GCSV/5445		
60218544016	MW-85-201605	EPA 8015 - Alcohol	GCSV/5445		
60218544017	MW-172-201605	EPA 8015 - Alcohol	GCSV/5445		
60218544018	ITMW-7-201605	EPA 8015 - Alcohol	GCSV/5445		
60218544019	ITMW-17-201605	EPA 8015 - Alcohol	GCSV/5447		
60218544020	ITMW-19-201605	EPA 8015 - Alcohol	GCSV/5447		
60218544021	ITMW-13-201605	EPA 8015 - Alcohol	GCSV/5447		
60218544022	ITMW-14-201605	EPA 8015 - Alcohol	GCSV/5447		
60218544023	ITMW-2-201605	EPA 8015 - Alcohol	GCSV/5447		
60218544024	ITMW-1-201605	EPA 8015 - Alcohol	GCSV/5447		
60218544025	MW-87-201605	EPA 8015 - Alcohol	GCSV/5447		
60218544026	ITMW-21-201605	EPA 8015 - Alcohol	GCSV/5447		
60218544027	MW-94-201605	EPA 8015 - Alcohol	GCSV/5447		
60218544028	ITMW-18-201605	EPA 8015 - Alcohol	GCSV/5447		
60218544001	ITMW-10-201605	EPA 3010	MPRP/35832	EPA 6010	ICP/26171
60218544002	ITMW-9-201605	EPA 3010	MPRP/35832	EPA 6010	ICP/26171
60218544003	ITMW-16-201605	EPA 3010	MPRP/35832	EPA 6010	ICP/26171
60218544004	MW-23-201605	EPA 3010	MPRP/35832	EPA 6010	ICP/26171
60218544005	ITMW-6-201605	EPA 3010	MPRP/35832	EPA 6010	ICP/26171
60218544006	MW-84-201605	EPA 3010	MPRP/35832	EPA 6010	ICP/26171
60218544007	MW-38-201605	EPA 3010	MPRP/35832	EPA 6010	ICP/26171
60218544008	ITMW-11-201605	EPA 3010	MPRP/35832	EPA 6010	ICP/26171
60218544009	ITMW-12-201605	EPA 3010	MPRP/35832	EPA 6010	ICP/26171
60218544010	MW-86-201605	EPA 3010	MPRP/35832	EPA 6010	ICP/26171
60218544011	ITMW-4-201605	EPA 3010	MPRP/35832	EPA 6010	ICP/26171
60218544012	MW-25-201605	EPA 3010	MPRP/35832	EPA 6010	ICP/26171
60218544013	ITMW-15-201605	EPA 3010	MPRP/35832	EPA 6010	ICP/26171
60218544014	MW-95-201605	EPA 3010	MPRP/35832	EPA 6010	ICP/26171
60218544015	MW-93-201605	EPA 3010	MPRP/35832	EPA 6010	ICP/26171
60218544016	MW-85-201605	EPA 3010	MPRP/35832	EPA 6010	ICP/26171
60218544017	MW-172-201605	EPA 3010	MPRP/35832	EPA 6010	ICP/26171
60218544018	ITMW-7-201605	EPA 3010	MPRP/35832	EPA 6010	ICP/26171
60218544019	ITMW-17-201605	EPA 3010	MPRP/35832	EPA 6010	ICP/26171
60218544020	ITMW-19-201605	EPA 3010	MPRP/35832	EPA 6010	ICP/26171

This report shall not be reproduced, except in full,
without the written consent of Pace Analytical Services, Inc..

Pace Analytical Services, Inc.
9608 Loiret Blvd.
Lenexa, KS 66219
(913)599-5665

QUALITY CONTROL DATA CROSS REFERENCE TABLE

Project: FORT SMITH, AR
Pace Project No.: 60218544

Lab ID	Sample ID	QC Batch Method	QC Batch	Analytical Method	Analytical Batch
60218544021	**ITMW-13-201605**	EPA 3010	MPRP/35833	EPA 6010	ICP/26173
60218544022	**ITMW-14-201605**	EPA 3010	MPRP/35833	EPA 6010	ICP/26173
60218544023	**ITMW-2-201605**	EPA 3010	MPRP/35833	EPA 6010	ICP/26173
60218544024	**ITMW-1-201605**	EPA 3010	MPRP/35833	EPA 6010	ICP/26173
60218544025	**MW-87-201605**	EPA 3010	MPRP/35833	EPA 6010	ICP/26173
60218544026	**ITMW-21-201605**	EPA 3010	MPRP/35833	EPA 6010	ICP/26173
60218544027	**MW-94-201605**	EPA 3010	MPRP/35833	EPA 6010	ICP/26173
60218544028	**ITMW-18-201605**	EPA 3010	MPRP/35833	EPA 6010	ICP/26173
60218544001	**ITMW-10-201605**	EPA 5030B/8260	MSV/75721		
60218544001	**ITMW-10-201605**	EPA 5030B/8260	MSV/75745		
60218544002	**ITMW-9-201605**	EPA 5030B/8260	MSV/75721		
60218544003	**ITMW-16-201605**	EPA 5030B/8260	MSV/75721		
60218544005	**ITMW-6-201605**	EPA 5030B/8260	MSV/75721		
60218544007	**MW-38-201605**	EPA 5030B/8260	MSV/75725		
60218544007	**MW-38-201605**	EPA 5030B/8260	MSV/75770		
60218544008	**ITMW-11-201605**	EPA 5030B/8260	MSV/75725		
60218544008	**ITMW-11-201605**	EPA 5030B/8260	MSV/75780		
60218544009	**ITMW-12-201605**	EPA 5030B/8260	MSV/75725		
60218544011	**ITMW-4-201605**	EPA 5030B/8260	MSV/75725		
60218544012	**MW-25-201605**	EPA 5030B/8260	MSV/75725		
60218544012	**MW-25-201605**	EPA 5030B/8260	MSV/75770		
60218544014	**MW-95-201605**	EPA 5030B/8260	MSV/75725		
60218544014	**MW-95-201605**	EPA 5030B/8260	MSV/75770		
60218544015	**MW-93-201605**	EPA 5030B/8260	MSV/75725		
60218544015	**MW-93-201605**	EPA 5030B/8260	MSV/75770		
60218544017	**MW-172-201605**	EPA 5030B/8260	MSV/75725		
60218544018	**ITMW-7-201605**	EPA 5030B/8260	MSV/75725		
60218544019	**ITMW-17-201605**	EPA 5030B/8260	MSV/75725		
60218544019	**ITMW-17-201605**	EPA 5030B/8260	MSV/75770		
60218544021	**ITMW-13-201605**	EPA 5030B/8260	MSV/75725		
60218544022	**ITMW-14-201605**	EPA 5030B/8260	MSV/75725		
60218544023	**ITMW-2-201605**	EPA 5030B/8260	MSV/75725		
60218544024	**ITMW-1-201605**	EPA 5030B/8260	MSV/75725		
60218544025	**MW-87-201605**	EPA 5030B/8260	MSV/75725		
60218544026	**ITMW-21-201605**	EPA 5030B/8260	MSV/75725		
60218544029	**DUP-01-201605**	EPA 5030B/8260	MSV/75725		
60218544029	**DUP-01-201605**	EPA 5030B/8260	MSV/75780		
60218544030	**MW-180-201605**	EPA 5030B/8260	MSV/75725		
60218544031	**TB-15-201605**	EPA 5030B/8260	MSV/75725		

REPORT OF LABORATORY ANALYSIS

This report shall not be reproduced, except in full,
without the written consent of Pace Analytical Services, Inc..

Pace Analytical Services, Inc.
9608 Loiret Blvd.
Lenexa, KS 66219
(913)599-5665

QUALITY CONTROL DATA CROSS REFERENCE TABLE

Project: FORT SMITH, AR
Pace Project No.: 60218544

Lab ID	Sample ID	QC Batch Method	QC Batch	Analytical Method	Analytical Batch
60218544032	EB-05-201605	EPA 5030B/8260	MSV/75725		
60218544033	TB-16-201605	EPA 5030B/8260	MSV/75745		
60218544035	TB-17-201605	EPA 5030B/8260	MSV/75745		
60218544036	TB-18-201605	EPA 5030B/8260	MSV/75745		
60218544037	DUP-06-201605	EPA 5030B/8260	MSV/75745		
60218544038	TB-19-201605	EPA 5030B/8260	MSV/75745		
60218544039	DUP-05-201605	EPA 5030B/8260	MSV/75745		
60218544040	EB-06-201605	EPA 5030B/8260	MSV/75745		
60218544041	TB-21-201605	EPA 5030B/8260	MSV/75745		
60218544042	ITMW-18-201605	EPA 5030B/8260	MSV/75745		
60218544043	TB-22-201605	EPA 5030B/8260	MSV/75745		
60218544044	TB-20-201605	EPA 5030B/8260	MSV/75745		
60218544004	MW-23-201605	EPA 5030B/8260	MSV/75654		
60218544006	MW-84-201605	EPA 5030B/8260	MSV/75654		
60218544010	MW-86-201605	EPA 5030B/8260	MSV/75654		
60218544010	MW-86-201605	EPA 5030B/8260	MSV/75676		
60218544013	ITMW-15-201605	EPA 5030B/8260	MSV/75654		
60218544013	ITMW-15-201605	EPA 5030B/8260	MSV/75769		
60218544016	MW-85-201605	EPA 5030B/8260	MSV/75654		
60218544016	MW-85-201605	EPA 5030B/8260	MSV/75676		
60218544020	ITMW-19-201605	EPA 5030B/8260	MSV/75654		
60218544027	MW-94-201605	EPA 5030B/8260	MSV/75654		
60218544027	MW-94-201605	EPA 5030B/8260	MSV/75769		
60218544034	IW-101-201605	EPA 5030B/8260	MSV/75654		
60218544001	ITMW-10-201605	SM 2320B	WET/61782		
60218544002	ITMW-9-201605	SM 2320B	WET/61782		
60218544003	ITMW-16-201605	SM 2320B	WET/61782		
60218544004	MW-23-201605	SM 2320B	WET/61782		
60218544005	ITMW-6-201605	SM 2320B	WET/61782		
60218544006	MW-84-201605	SM 2320B	WET/61782		
60218544007	MW-38-201605	SM 2320B	WET/61782		
60218544008	ITMW-11-201605	SM 2320B	WET/61782		
60218544009	ITMW-12-201605	SM 2320B	WET/61782		
60218544010	MW-86-201605	SM 2320B	WET/61782		
60218544011	ITMW-4-201605	SM 2320B	WET/61803		
60218544012	MW-25-201605	SM 2320B	WET/61803		
60218544013	ITMW-15-201605	SM 2320B	WET/61803		
60218544014	MW-95-201605	SM 2320B	WET/61803		
60218544015	MW-93-201605	SM 2320B	WET/61803		
60218544016	MW-85-201605	SM 2320B	WET/61803		
60218544017	MW-172-201605	SM 2320B	WET/61803		
60218544018	ITMW-7-201605	SM 2320B	WET/61832		

REPORT OF LABORATORY ANALYSIS

This report shall not be reproduced, except in full,
without the written consent of Pace Analytical Services, Inc..

Pace Analytical Services, Inc.
9608 Loiret Blvd.
Lenexa, KS 66219
(913)599-5665

QUALITY CONTROL DATA CROSS REFERENCE TABLE

Project: FORT SMITH, AR
Pace Project No.: 60218544

Lab ID	Sample ID	QC Batch Method	QC Batch	Analytical Method	Analytical Batch
60218544019	ITMW-17-201605	SM 2320B	WET/61832		
60218544020	ITMW-19-201605	SM 2320B	WET/61832		
60218544021	ITMW-13-201605	SM 2320B	WET/61832		
60218544022	ITMW-14-201605	SM 2320B	WET/61832		
60218544023	ITMW-2-201605	SM 2320B	WET/61832		
60218544024	ITMW-1-201605	SM 2320B	WET/61832		
60218544025	MW-87-201605	SM 2320B	WET/61832		
60218544026	ITMW-21-201605	SM 2320B	WET/61832		
60218544027	MW-94-201605	SM 2320B	WET/61832		
60218544028	ITMW-18-201605	SM 2320B	WET/61832		
60218544001	ITMW-10-201605	SM 3500-Fe B#4	WET/61839		
60218544002	ITMW-9-201605	SM 3500-Fe B#4	WET/61839		
60218544003	ITMW-16-201605	SM 3500-Fe B#4	WET/61839		
60218544004	MW-23-201605	SM 3500-Fe B#4	WET/61839		
60218544005	ITMW-6-201605	SM 3500-Fe B#4	WET/61839		
60218544006	MW-84-201605	SM 3500-Fe B#4	WET/61839		
60218544007	MW-38-201605	SM 3500-Fe B#4	WET/61839		
60218544008	ITMW-11-201605	SM 3500-Fe B#4	WET/61839		
60218544009	ITMW-12-201605	SM 3500-Fe B#4	WET/61839		
60218544010	MW-86-201605	SM 3500-Fe B#4	WET/61839		
60218544011	ITMW-4-201605	SM 3500-Fe B#4	WET/61839		
60218544012	MW-25-201605	SM 3500-Fe B#4	WET/61839		
60218544013	ITMW-15-201605	SM 3500-Fe B#4	WET/61839		
60218544014	MW-95-201605	SM 3500-Fe B#4	WET/61839		
60218544015	MW-93-201605	SM 3500-Fe B#4	WET/61839		
60218544016	MW-85-201605	SM 3500-Fe B#4	WET/61839		
60218544017	MW-172-201605	SM 3500-Fe B#4	WET/61839		
60218544018	ITMW-7-201605	SM 3500-Fe B#4	WET/61839		
60218544019	ITMW-17-201605	SM 3500-Fe B#4	WET/61839		
60218544020	ITMW-19-201605	SM 3500-Fe B#4	WET/61839		
60218544021	ITMW-13-201605	SM 3500-Fe B#4	WET/61840		
60218544022	ITMW-14-201605	SM 3500-Fe B#4	WET/61840		
60218544023	ITMW-2-201605	SM 3500-Fe B#4	WET/61840		
60218544024	ITMW-1-201605	SM 3500-Fe B#4	WET/61840		
60218544025	MW-87-201605	SM 3500-Fe B#4	WET/61840		
60218544026	ITMW-21-201605	SM 3500-Fe B#4	WET/61840		
60218544027	MW-94-201605	SM 3500-Fe B#4	WET/61840		
60218544028	ITMW-18-201605	SM 3500-Fe B#4	WET/61840		
60218544001	ITMW-10-201605	SM 4500-H+B	WET/61841		
60218544002	ITMW-9-201605	SM 4500-H+B	WET/61842		
60218544003	ITMW-16-201605	SM 4500-H+B	WET/61841		
60218544004	MW-23-201605	SM 4500-H+B	WET/61841		
60218544005	ITMW-6-201605	SM 4500-H+B	WET/61841		
60218544006	MW-84-201605	SM 4500-H+B	WET/61841		
60218544007	MW-38-201605	SM 4500-H+B	WET/61842		

REPORT OF LABORATORY ANALYSIS

This report shall not be reproduced, except in full,
without the written consent of Pace Analytical Services, Inc..

Pace Analytical Services, Inc.
9608 Loiret Blvd.
Lenexa, KS 66219
(913)599-5665

QUALITY CONTROL DATA CROSS REFERENCE TABLE

Project: FORT SMITH, AR
Pace Project No.: 60218544

Lab ID	Sample ID	QC Batch Method	QC Batch	Analytical Method	Analytical Batch
60218544008	ITMW-11-201605	SM 4500-H+B	WET/61841		
60218544009	ITMW-12-201605	SM 4500-H+B	WET/61842		
60218544010	MW-86-201605	SM 4500-H+B	WET/61842		
60218544011	ITMW-4-201605	SM 4500-H+B	WET/61841		
60218544012	MW-25-201605	SM 4500-H+B	WET/61841		
60218544013	ITMW-15-201605	SM 4500-H+B	WET/61842		
60218544014	MW-95-201605	SM 4500-H+B	WET/61841		
60218544015	MW-93-201605	SM 4500-H+B	WET/61842		
60218544016	MW-85-201605	SM 4500-H+B	WET/61841		
60218544017	MW-172-201605	SM 4500-H+B	WET/61841		
60218544018	ITMW-7-201605	SM 4500-H+B	WET/61841		
60218544019	ITMW-17-201605	SM 4500-H+B	WET/61841		
60218544020	ITMW-19-201605	SM 4500-H+B	WET/61842		
60218544021	ITMW-13-201605	SM 4500-H+B	WET/61841		
60218544022	ITMW-14-201605	SM 4500-H+B	WET/61841		
60218544023	ITMW-2-201605	SM 4500-H+B	WET/61841		
60218544024	ITMW-1-201605	SM 4500-H+B	WET/61842		
60218544025	MW-87-201605	SM 4500-H+B	WET/61841		
60218544026	ITMW-21-201605	SM 4500-H+B	WET/61841		
60218544027	MW-94-201605	SM 4500-H+B	WET/61841		
60218544028	ITMW-18-201605	SM 4500-H+B	WET/61841		
60218544001	ITMW-10-201605	SM 4500-S-2 D	WET/61745		
60218544002	ITMW-9-201605	SM 4500-S-2 D	WET/61745		
60218544003	ITMW-16-201605	SM 4500-S-2 D	WET/61745		
60218544004	MW-23-201605	SM 4500-S-2 D	WET/61745		
60218544005	ITMW-6-201605	SM 4500-S-2 D	WET/61745		
60218544006	MW-84-201605	SM 4500-S-2 D	WET/61745		
60218544007	MW-38-201605	SM 4500-S-2 D	WET/61745		
60218544008	ITMW-11-201605	SM 4500-S-2 D	WET/61745		
60218544009	ITMW-12-201605	SM 4500-S-2 D	WET/61745		
60218544010	MW-86-201605	SM 4500-S-2 D	WET/61745		
60218544011	ITMW-4-201605	SM 4500-S-2 D	WET/61745		
60218544012	MW-25-201605	SM 4500-S-2 D	WET/61745		
60218544013	ITMW-15-201605	SM 4500-S-2 D	WET/61745		
60218544014	MW-95-201605	SM 4500-S-2 D	WET/61745		
60218544015	MW-93-201605	SM 4500-S-2 D	WET/61746		
60218544016	MW-85-201605	SM 4500-S-2 D	WET/61746		
60218544017	MW-172-201605	SM 4500-S-2 D	WET/61746		
60218544018	ITMW-7-201605	SM 4500-S-2 D	WET/61746		
60218544019	ITMW-17-201605	SM 4500-S-2 D	WET/61746		
60218544020	ITMW-19-201605	SM 4500-S-2 D	WET/61746		
60218544021	ITMW-13-201605	SM 4500-S-2 D	WET/61746		
60218544022	ITMW-14-201605	SM 4500-S-2 D	WET/61746		

This report shall not be reproduced, except in full,
without the written consent of Pace Analytical Services, Inc..

Pace Analytical Services, Inc.
9608 Loiret Blvd.
Lenexa, KS 66219
(913)599-5665

QUALITY CONTROL DATA CROSS REFERENCE TABLE

Project: FORT SMITH, AR
Pace Project No.: 60218544

Lab ID	Sample ID	QC Batch Method	QC Batch	Analytical Method	Analytical Batch
60218544023	ITMW-2-201605	SM 4500-S-2 D	WET/61746		
60218544024	ITMW-1-201605	SM 4500-S-2 D	WET/61746		
60218544025	MW-87-201605	SM 4500-S-2 D	WET/61746		
60218544026	ITMW-21-201605	SM 4500-S-2 D	WET/61746		
60218544027	MW-94-201605	SM 4500-S-2 D	WET/61746		
60218544028	ITMW-18-201605	SM 4500-S-2 D	WET/61746		
60218544001	ITMW-10-201605	EPA 300.0	WETA/39428		
60218544002	ITMW-9-201605	EPA 300.0	WETA/39428		
60218544003	ITMW-16-201605	EPA 300.0	WETA/39428		
60218544004	MW-23-201605	EPA 300.0	WETA/39499		
60218544005	ITMW-6-201605	EPA 300.0	WETA/39428		
60218544006	MW-84-201605	EPA 300.0	WETA/39428		
60218544007	MW-38-201605	EPA 300.0	WETA/39428		
60218544008	ITMW-11-201605	EPA 300.0	WETA/39428		
60218544009	ITMW-12-201605	EPA 300.0	WETA/39428		
60218544010	MW-86-201605	EPA 300.0	WETA/39428		
60218544011	ITMW-4-201605	EPA 300.0	WETA/39428		
60218544012	MW-25-201605	EPA 300.0	WETA/39499		
60218544013	ITMW-15-201605	EPA 300.0	WETA/39428		
60218544014	MW-95-201605	EPA 300.0	WETA/39428		
60218544015	MW-93-201605	EPA 300.0	WETA/39428		
60218544016	MW-85-201605	EPA 300.0	WETA/39428		
60218544017	MW-172-201605	EPA 300.0	WETA/39428		
60218544018	ITMW-7-201605	EPA 300.0	WETA/39428		
60218544019	ITMW-17-201605	EPA 300.0	WETA/39428		
60218544020	ITMW-19-201605	EPA 300.0	WETA/39429		
60218544021	ITMW-13-201605	EPA 300.0	WETA/39429		
60218544022	ITMW-14-201605	EPA 300.0	WETA/39429		
60218544023	ITMW-2-201605	EPA 300.0	WETA/39429		
60218544024	ITMW-1-201605	EPA 300.0	WETA/39429		
60218544025	MW-87-201605	EPA 300.0	WETA/39429		
60218544026	ITMW-21-201605	EPA 300.0	WETA/39429		
60218544027	MW-94-201605	EPA 300.0	WETA/39429		
60218544028	ITMW-18-201605	EPA 300.0	WETA/39429		
60218544001	ITMW-10-201605	EPA 350.1	WETA/39376		
60218544002	ITMW-9-201605	EPA 350.1	WETA/39376		
60218544003	ITMW-16-201605	EPA 350.1	WETA/39376		
60218544004	MW-23-201605	EPA 350.1	WETA/39376		
60218544005	ITMW-6-201605	EPA 350.1	WETA/39376		
60218544006	MW-84-201605	EPA 350.1	WETA/39376		
60218544007	MW-38-201605	EPA 350.1	WETA/39376		
60218544008	ITMW-11-201605	EPA 350.1	WETA/39376		
60218544009	ITMW-12-201605	EPA 350.1	WETA/39376		
60218544010	MW-86-201605	EPA 350.1	WETA/39376		
60218544011	ITMW-4-201605	EPA 350.1	WETA/39376		

This report shall not be reproduced, except in full,
without the written consent of Pace Analytical Services, Inc..

Pace Analytical Services, Inc.
9608 Loiret Blvd.
Lenexa, KS 66219
(913)599-5665

QUALITY CONTROL DATA CROSS REFERENCE TABLE

Project: FORT SMITH, AR
Pace Project No.: 60218544

Lab ID	Sample ID	QC Batch Method	QC Batch	Analytical Method	Analytical Batch
60218544012	MW-25-201605	EPA 350.1	WETA/39377		
60218544013	ITMW-15-201605	EPA 350.1	WETA/39377		
60218544014	MW-95-201605	EPA 350.1	WETA/39377		
60218544015	MW-93-201605	EPA 350.1	WETA/39377		
60218544016	MW-85-201605	EPA 350.1	WETA/39377		
60218544017	MW-172-201605	EPA 350.1	WETA/39377		
60218544018	ITMW-7-201605	EPA 350.1	WETA/39377		
60218544019	ITMW-17-201605	EPA 350.1	WETA/39377		
60218544020	ITMW-19-201605	EPA 350.1	WETA/39377		
60218544021	ITMW-13-201605	EPA 350.1	WETA/39377		
60218544022	ITMW-14-201605	EPA 350.1	WETA/39377		
60218544023	ITMW-2-201605	EPA 350.1	WETA/39377		
60218544024	ITMW-1-201605	EPA 350.1	WETA/39377		
60218544025	MW-87-201605	EPA 350.1	WETA/39377		
60218544026	ITMW-21-201605	EPA 350.1	WETA/39377		
60218544027	MW-94-201605	EPA 350.1	WETA/39377		
60218544028	ITMW-18-201605	EPA 350.1	WETA/39377		
60218544001	ITMW-10-201605	EPA 353.2	WETA/39338		
60218544002	ITMW-9-201605	EPA 353.2	WETA/39339		
60218544003	ITMW-16-201605	EPA 353.2	WETA/39338		
60218544004	MW-23-201605	EPA 353.2	WETA/39338		
60218544005	ITMW-6-201605	EPA 353.2	WETA/39339		
60218544006	MW-84-201605	EPA 353.2	WETA/39338		
60218544007	MW-38-201605	EPA 353.2	WETA/39339		
60218544008	ITMW-11-201605	EPA 353.2	WETA/39338		
60218544009	ITMW-12-201605	EPA 353.2	WETA/39339		
60218544010	MW-86-201605	EPA 353.2	WETA/39339		
60218544011	ITMW-4-201605	EPA 353.2	WETA/39338		
60218544012	MW-25-201605	EPA 353.2	WETA/39338		
60218544013	ITMW-15-201605	EPA 353.2	WETA/39339		
60218544014	MW-95-201605	EPA 353.2	WETA/39339		
60218544015	MW-93-201605	EPA 353.2	WETA/39339		
60218544016	MW-85-201605	EPA 353.2	WETA/39338		
60218544017	MW-172-201605	EPA 353.2	WETA/39338		
60218544018	ITMW-7-201605	EPA 353.2	WETA/39338		
60218544019	ITMW-17-201605	EPA 353.2	WETA/39338		
60218544020	ITMW-19-201605	EPA 353.2	WETA/39339		
60218544021	ITMW-13-201605	EPA 353.2	WETA/39338		
60218544022	ITMW-14-201605	EPA 353.2	WETA/39338		
60218544023	ITMW-2-201605	EPA 353.2	WETA/39338		
60218544024	ITMW-1-201605	EPA 353.2	WETA/39339		

This report shall not be reproduced, except in full,
without the written consent of Pace Analytical Services, Inc..

Pace Analytical Services, Inc.
9608 Loiret Blvd.
Lenexa, KS 66219
(913)599-5665

QUALITY CONTROL DATA CROSS REFERENCE TABLE

Project: FORT SMITH, AR
Pace Project No.: 60218544

Lab ID	Sample ID	QC Batch Method	QC Batch	Analytical Method	Analytical Batch
60218544025	MW-87-201605	EPA 353.2	WETA/39338		
60218544026	ITMW-21-201605	EPA 353.2	WETA/39338		
60218544027	MW-94-201605	EPA 353.2	WETA/39338		
60218544028	ITMW-18-201605	EPA 353.2	WETA/39338		
60218544001	ITMW-10-201605	SM 4500-CO2 D	WETA/39644		
60218544002	ITMW-9-201605	SM 4500-CO2 D	WETA/39644		
60218544003	ITMW-16-201605	SM 4500-CO2 D	WETA/39644		
60218544004	MW-23-201605	SM 4500-CO2 D	WETA/39644		
60218544005	ITMW-6-201605	SM 4500-CO2 D	WETA/39644		
60218544006	MW-84-201605	SM 4500-CO2 D	WETA/39644		
60218544007	MW-38-201605	SM 4500-CO2 D	WETA/39644		
60218544008	ITMW-11-201605	SM 4500-CO2 D	WETA/39644		
60218544009	ITMW-12-201605	SM 4500-CO2 D	WETA/39644		
60218544010	MW-86-201605	SM 4500-CO2 D	WETA/39644		
60218544011	ITMW-4-201605	SM 4500-CO2 D	WETA/39644		
60218544012	MW-25-201605	SM 4500-CO2 D	WETA/39644		
60218544013	ITMW-15-201605	SM 4500-CO2 D	WETA/39644		
60218544014	MW-95-201605	SM 4500-CO2 D	WETA/39644		
60218544015	MW-93-201605	SM 4500-CO2 D	WETA/39644		
60218544016	MW-85-201605	SM 4500-CO2 D	WETA/39644		
60218544017	MW-172-201605	SM 4500-CO2 D	WETA/39644		
60218544018	ITMW-7-201605	SM 4500-CO2 D	WETA/39644		
60218544019	ITMW-17-201605	SM 4500-CO2 D	WETA/39644		
60218544020	ITMW-19-201605	SM 4500-CO2 D	WETA/39645		
60218544021	ITMW-13-201605	SM 4500-CO2 D	WETA/39645		
60218544022	ITMW-14-201605	SM 4500-CO2 D	WETA/39645		
60218544023	ITMW-2-201605	SM 4500-CO2 D	WETA/39645		
60218544024	ITMW-1-201605	SM 4500-CO2 D	WETA/39645		
60218544025	MW-87-201605	SM 4500-CO2 D	WETA/39645		
60218544026	ITMW-21-201605	SM 4500-CO2 D	WETA/39645		
60218544027	MW-94-201605	SM 4500-CO2 D	WETA/39645		
60218544028	ITMW-18-201605	SM 4500-CO2 D	WETA/39645		
60218544001	ITMW-10-201605	SM 5310C	WETA/39440		
60218544002	ITMW-9-201605	SM 5310C	WETA/39440		
60218544003	ITMW-16-201605	SM 5310C	WETA/39440		
60218544004	MW-23-201605	SM 5310C	WETA/39440		
60218544005	ITMW-6-201605	SM 5310C	WETA/39584		
60218544006	MW-84-201605	SM 5310C	WETA/39440		
60218544007	MW-38-201605	SM 5310C	WETA/39440		
60218544008	ITMW-11-201605	SM 5310C	WETA/39440		
60218544009	ITMW-12-201605	SM 5310C	WETA/39440		
60218544010	MW-86-201605	SM 5310C	WETA/39464		
60218544011	ITMW-4-201605	SM 5310C	WETA/39440		
60218544012	MW-25-201605	SM 5310C	WETA/39464		

This report shall not be reproduced, except in full,
without the written consent of Pace Analytical Services, Inc..

Pace Analytical Services, Inc.
9608 Loiret Blvd.
Lenexa, KS 66219
(913)599-5665

QUALITY CONTROL DATA CROSS REFERENCE TABLE

Project: FORT SMITH, AR
Pace Project No.: 60218544

Lab ID	Sample ID	QC Batch Method	QC Batch	Analytical Method	Analytical Batch
60218544013	ITMW-15-201605	SM 5310C	WETA/39440		
60218544014	MW-95-201605	SM 5310C	WETA/39440		
60218544015	MW-93-201605	SM 5310C	WETA/39440		
60218544016	MW-85-201605	SM 5310C	WETA/39440		
60218544017	MW-172-201605	SM 5310C	WETA/39440		
60218544018	ITMW-7-201605	SM 5310C	WETA/39440		
60218544019	ITMW-17-201605	SM 5310C	WETA/39440		
60218544020	ITMW-19-201605	SM 5310C	WETA/39440		
60218544021	ITMW-13-201605	SM 5310C	WETA/39464		
60218544022	ITMW-14-201605	SM 5310C	WETA/39464		
60218544023	ITMW-2-201605	SM 5310C	WETA/39464		
60218544024	ITMW-1-201605	SM 5310C	WETA/39584		
60218544025	MW-87-201605	SM 5310C	WETA/39584		
60218544026	ITMW-21-201605	SM 5310C	WETA/39584		
60218544027	MW-94-201605	SM 5310C	WETA/39584		
60218544028	ITMW-18-201605	SM 5310C	WETA/39628		
60218544001	ITMW-10-201605	SM4500-P B	WETA/11531	SM 4500-P E	WETA/11538
60218544002	ITMW-9-201605	SM4500-P B	WETA/11531	SM 4500-P E	WETA/11538
60218544003	ITMW-16-201605	SM4500-P B	WETA/11531	SM 4500-P E	WETA/11538
60218544004	MW-23-201605	SM4500-P B	WETA/11531	SM 4500-P E	WETA/11538
60218544005	ITMW-6-201605	SM4500-P B	WETA/11531	SM 4500-P E	WETA/11538
60218544006	MW-84-201605	SM4500-P B	WETA/11531	SM 4500-P E	WETA/11538
60218544007	MW-38-201605	SM4500-P B	WETA/11531	SM 4500-P E	WETA/11538
60218544008	ITMW-11-201605	SM4500-P B	WETA/11531	SM 4500-P E	WETA/11538
60218544009	ITMW-12-201605	SM4500-P B	WETA/11531	SM 4500-P E	WETA/11538
60218544010	MW-86-201605	SM4500-P B	WETA/11531	SM 4500-P E	WETA/11538
60218544011	ITMW-4-201605	SM4500-P B	WETA/11531	SM 4500-P E	WETA/11538
60218544012	MW-25-201605	SM4500-P B	WETA/11531	SM 4500-P E	WETA/11538
60218544013	ITMW-15-201605	SM4500-P B	WETA/11531	SM 4500-P E	WETA/11538
60218544014	MW-95-201605	SM4500-P B	WETA/11531	SM 4500-P E	WETA/11538
60218544015	MW-93-201605	SM4500-P B	WETA/11531	SM 4500-P E	WETA/11538
60218544016	MW-85-201605	SM4500-P B	WETA/11564	SM 4500-P E	WETA/11567
60218544017	MW-172-201605	SM4500-P B	WETA/11564	SM 4500-P E	WETA/11567
60218544018	ITMW-7-201605	SM4500-P B	WETA/11564	SM 4500-P E	WETA/11567
60218544019	ITMW-17-201605	SM4500-P B	WETA/11564	SM 4500-P E	WETA/11567
60218544020	ITMW-19-201605	SM4500-P B	WETA/11564	SM 4500-P E	WETA/11567
60218544021	ITMW-13-201605	SM4500-P B	WETA/11564	SM 4500-P E	WETA/11567
60218544022	ITMW-14-201605	SM4500-P B	WETA/11564	SM 4500-P E	WETA/11567
60218544023	ITMW-2-201605	SM4500-P B	WETA/11564	SM 4500-P E	WETA/11567
60218544024	ITMW-1-201605	SM4500-P B	WETA/11564	SM 4500-P E	WETA/11567
60218544025	MW-87-201605	SM4500-P B	WETA/11564	SM 4500-P E	WETA/11567
60218544026	ITMW-21-201605	SM4500-P B	WETA/11564	SM 4500-P E	WETA/11567
60218544027	MW-94-201605	SM4500-P B	WETA/11564	SM 4500-P E	WETA/11567
60218544028	ITMW-18-201605	SM4500-P B	WETA/11564	SM 4500-P E	WETA/11567

REPORT OF LABORATORY ANALYSIS

This report shall not be reproduced, except in full,
without the written consent of Pace Analytical Services, Inc..

Pace Analytical®
www.pacelabs.com

Sample Condition Upon Receipt

WO#: 60218544

60218544

Client Name: Environ

Optional
Proj Due Date:
Proj Name:

Courier: FedEx ☐ UPS ☐ VIA ☐ Clay ☐ PEX ☐ ECI ☐ Pace ☐ Other ☐ Client ☑

Tracking #: _____ Pace Shipping Label Used? Yes ☑ No ☐

Custody Seal on Cooler/Box Present: Yes ☑ No ☐ Seals intact: Yes ☑ No ☐

Packing Material: Bubble Wrap ☑ Bubble Bags ☑ Foam ☐ None ☐ Other ☐

Thermometer Used: CF +1.0 T-239 / CF 0.0 T-262 **Type of Ice:** (Wet) Blue None (circle one) ☐ Samples received on ice, cooling process has begun.

Cooler Temperature: 1.1, 1.1, 5.1, 4.6, 1.3, 5.1, 2.2

Date and initials of person examining contents: BD 5/6/16

Temperature should be above freezing to 6°C

Chain of Custody present:	☑Yes	☐No	☐N/A
Chain of Custody filled out:	☑Yes	☐No	☐N/A
Chain of Custody relinquished:	☑Yes	☐No	☐N/A
Sampler name & signature on COC:	☑Yes	☐No	☐N/A
Samples arrived within holding time:	☑Yes	☐No	☐N/A
Short Hold Time analyses (<72hr):	☑Yes	☐No	☐N/A
Rush Turn Around Time requested:	☐Yes	☑No	☐N/A
Sufficient volume:	☑Yes	☐No	☐N/A
Correct containers used:	☑Yes	☐No	☐N/A
Pace containers used:	☑Yes	☐No	☐N/A
Containers intact:	☑Yes	☐No	☐N/A
Unpreserved 5035A soils frozen w/in 48hrs?	☐Yes	☐No	☑N/A
Filtered volume received for dissolved tests?	☐Yes	☐No	☑N/A
Sample labels match COC: Includes date/time/ID/analyses Y Matrix: WT	☑Yes	☐No	☐N/A
All containers needing preservation have been checked.	☑Yes	☐No	☐N/A
All containers needing preservation are found to be in compliance with EPA recommendation. Exceptions: VOA, Coliform, O&G, WI-DRO (water)	☑Yes	☐No	☐N/A
Trip Blank present: Pace Trip Blank lot # (if purchased): CoV.	☑Yes	☐No	☐N/A
Headspace in VOA vials (>6mm):	☐Yes	☑No	☐N/A
Project sampled in USDA Regulated Area:	☐Yes	☐No	☑N/A
Additional labels attached to 5035A vials in the field?	☐Yes	☐No	☑N/A

1. EXTRA SAMPLE TB-20-20160505 044
2. received not on COC.
3. No date or time of collection.
4.
5.
6. No 2/3
7.
8.
9.
10.
11.
12.
13.
14. TB ID each sample travelled w/ written to the left of ID's on Chain.

Initial when completed	Lot # of added preservative

15.
16.
17. List State:
18.

Client Notification/ Resolution: Copy COC to Client? Y / (N) Field Data Required? Y / (N)

Person Contacted: _____ Date/Time: _____

Comments/ Resolution: Emailed Wendy to see if we should run extra trip blank. CMC 5/6/16

Project Manager Review: CMC Date: 5/6/2016

Pace Analytical
www.pacelabs.com

CHAIN-OF-CUSTODY / Analytical Request Document

The Chain-of-Custody is a LEGAL DOCUMENT. All relevant fields must be completed accurately.

Page: 1 of 4

Section A Required Client Information:		Section B Required Project Information:		Section C Invoice Information:	
Company:	Environ	Report To:	Wendy Stonestreet	Attention:	Tammy Gleason
Address:	7500 College Blvd., Ste. 925	Copy To:	Tammy Gleason	Company Name:	Environ
	Overland Park, KS 66210			Address:	250 Monroe Ave. NW Grand Rapids
Email To:	wstonestreet@environcorp.com	Purchase Order No.:	NA	Pace Quote Reference:	Michigan, 49503
Phone:	913-553-5926 Fax:	Project Name:	Fort Smith, AR	Pace Project Manager:	Colleen Clyne
Requested Due Date/TAT:		Project Number:		Pace Profile #:	7444, line 1

REGULATORY AGENCY

☐ NPDES ☐ GROUND WATER ☐ DRINKING WATER

☐ UST ☐ RCRA ☑ OTHER ADEQ

Site Location STATE: AR

Section D Required Client Information

Valid Matrix Codes

MATRIX	CODE
DRINKING WATER	DW
WATER	WT
WASTE WATER	WW
PRODUCT	P
SOIL/SOLID	SL
OIL	OL
WIPE	WP
AIR	AR
OTHER	OT
TISSUE	TS

SAMPLE ID
(A-Z, 0-9 / ,-)
Sample IDs MUST BE UNIQUE

ITEM #	SAMPLE ID		MATRIX CODE (see valid codes to left)	SAMPLE TYPE (G=GRAB C=COMP)	COLLECTED COMPOSITE START DATE	COLLECTED COMPOSITE START TIME	COLLECTED COMPOSITE END/GRAB DATE	COLLECTED COMPOSITE END/GRAB TIME	SAMPLE TEMP AT COLLECTION	# OF CONTAINERS	Preservatives: Unpreserved	H_2SO_4	HNO_3	HCl	NaOH + Zn Acetate	$Na_2S_2O_3$	Methanol	Other Ascorbic Acid	Analysis Test Y/N	8260 VOCs	Alkalinity	TOC	Chloride, Sulfate	8015 Chloroethanol (Pace Dallas)	6010-Iron/Mn	Ferric Iron calc. (send field Ferrous)	Ammonia	Nitrate+Nitrite	Total Phosphate (Pace Dallas)	Sulfide	CO_2 Calc (Alkalinity + field pH)	Residual Chlorine (Y/N)	Pace Project No./ Lab I.D.
1	ITMW-10-201605	3DG9U 3DG9H	WT	G	5/5/16	1140				11	X	X	X	X	X				Y	X	X	X	X	X	X	X	X	X	N	60218544
2	DUP-01-201605		WT	G	5/5/16	1140				3				X					N	X									N	029
3	ITMW-9-201605		WT	G	5/5/16	1350				11	X	X	X	X	X				N	X	X	X	X	X	X	X	X	X	X	N	002
4	ITMW-16-201605		WT	G	5/5/16	0915				11	X	X	X	X	X				N	X	X	X	X	X	X	X	X	X	X	N	003
5	MW-180-201605		WT	G	5/5/16	0815				3				X					N	X									N	030
6	MW-23-201605	3OTHR	WT	G	5/5/16	0815				11	X	X	X		X			X	N	X	X	X	X	X	X	X	X	X	X	N	7 day hold time
7	TB-15-201605	2DG9H	WT	G	5/5/16	—				2				X					N	X									N	~~MS/MSD~~ WES 031
8	ITMW-6-201605	6DG9H	WT	G	5/5/16	1300				14	X	X	X	X	X				N	X	X	X	X	X	X	X	X	X	X	N	MS/MSD
9	MW-84-201605	3DG9H ~~3DG9U~~	WT	G	5/5/16	1035				11	X	X	X	X	X			X	N	X	X	X	X	X	X	X	X	X	X	N	7 day hold time
10	MW-38-201605	3DG9H	WT	G	5/5/16	1440				11	X	X	X	X	X				N	X	X	X	X	X	X	X	X	X	X	N	007
11	FB-05-201605		WT	G	5/5/16	1535				3				X					N	X									N	032
12	ITMW-11-201605		WT	G	5/5/16	1200				11	X	X	X	X	X				N	X	X	X	X	X	X	X	X	X	X	N	008

ADDITIONAL COMMENTS	RELINQUISHED BY / AFFILIATION	DATE	TIME	ACCEPTED BY / AFFILIATION	DATE	TIME	SAMPLE CONDITIONS			
	Wendy Stonestreet RE	5/6/16	950	[illegible] Pace	5/6/16	0951	9	Y	Y	Y
				1.1, 1.1, 5.1, 4.6, 1.3, 5.1, 22						

SAMPLER NAME AND SIGNATURE

PRINT Name of SAMPLER: Wendy Stonestreet

SIGNATURE of SAMPLER: Wendy Stonestreet DATE Signed (MM/DD/YY): 5/6/16

Temp in °C | Received on Ice (Y/N) | Custody Sealed Cooler (Y/N) | Samples Intact (Y/N)

*Important Note: By signing this form you are accepting Pace's NET 30 day payment terms and agreeing to late charges of 1.5% per month for any invoices not paid within 30 days.

Pace Analytical
www.pacelabs.com

CHAIN-OF-CUSTODY / Analytical Request Document

The Chain-of-Custody is a LEGAL DOCUMENT. All relevant fields must be completed accurately.

Section A Required Client Information:

Company:	Environ
Address:	7500 College Blvd., Ste. 925
	Overland Park, KS 66210
Email To:	wstonestreet@environcorp.com
Phone: 913-553-5926	Fax:
Requested Due Date/TAT:	

Section B Required Project Information:

Report To:	Wendy Stonestreet
Copy To:	Tammy Gleason
Purchase Order No.:	NA
Project Name:	Fort Smith, AR
Project Number:	

Section C Invoice Information:

Attention:	Tammy Gleason
Company Name:	Environ
Address:	250 Monroe Ave. NW Grand Rapids
Pace Quote Reference:	Michigan, 49503
Pace Project Manager:	Colleen Clyne
Pace Profile #:	7444, line 1

REGULATORY AGENCY

☐ NPDES ☐ GROUND WATER ☐ DRINKING WATER
☐ UST ☐ RCRA ☑ OTHER ADEQ

Site Location STATE: AR

Section D Required Client Information

Valid Matrix Codes

MATRIX	CODE
DRINKING WATER	DW
WATER	WT
WASTE WATER	WW
PRODUCT	P
SOIL/SOLID	SL
OIL	OL
WIPE	WP
AIR	AR
OTHER	OT
TISSUE	TS

SAMPLE ID
(A-Z, 0-9 / ,-)
Sample IDs MUST BE UNIQUE

ITEM #	SAMPLE ID	MATRIX CODE (see valid codes to left)	SAMPLE TYPE (G=GRAB C=COMP)	COLLECTED COMPOSITE START DATE	COLLECTED COMPOSITE START TIME	COLLECTED COMPOSITE END/GRAB DATE	COLLECTED COMPOSITE END/GRAB TIME	SAMPLE TEMP AT COLLECTION	# OF CONTAINERS	Preservatives: Unpreserved	H_2SO_4	HNO_3	HCl	NaOH +Zn Acetate	$Na_2S_2O_3$	Methanol	Other NaH_2PO_4	Analysis Test Y/N	8260 VOCs	Alkalinity	TOC	Chloride, Sulfate	8015 Chloroethanol (Pace Dallas)	8010-Iron/Mn	Ferric Iron calc. (send field Ferrous)	Ammonia	Nitrate+Nitrite	Total Phosphate (Pace Dallas)	Sulfide	CO2 Calc (Alkalinity + field pH)	Residual Chlorine (Y/N)	Pace Project No./ Lab I.D.
1	TB-16-201605	WT	G	5/5/16	—				2				X						X														033
2	ITMW-12-201605	WT	G	5/5/16	1500				11	X	X	X	X	X					X	X	X	X	X	X	X	X	X	X	X	X			BP3U BP3S BP3N^NO BP3Z AG3S 1:5 dup
3	MW-86-201605	WT	G	5/5/16	1415				11	X	X	X		X			X		X	X	X	X	X	X	X	X	X	X	X			7 day hold time 010
4	ITMW-4-201605	WT	G	5/5/16	1202				11	X	X	X	X	X					X	X	X	X	X	X	X	X	X	X	X			011
5	IW-101-201605	WT	G	5/5/16	1545				3				X				X		X													7 day hold time 014
6	MW-25-201605	WT	G	5/5/16	1220				11	X	X	X	X	X					X	X	X	X	X	X	X	X	X	X	X	X			012
7	TB-17-201605	WT	G	5/5/16	—				2				X						X														035
8	ITMW-15-201605	WT	G	5/5/16	1530				11	X	X	X	X	X					X	X	X	X	X	X	X	X	X	X	X	X			7 day hold time 013
9	~~MW-97-201605~~	WT	G	5/5/16	0930				11	X	X	X																					
10	MW-95-201605	WT	G	5/5/16	1235				11	X	X	X	X	X					X	X	X	X	X	X	X	X	X	X	X	X			014
11	MW-93-201605	WT	G	5/5/16	1355				11	X	X	X	X	Y			X		X	X	X	X	X	X	X	X	X	X	X	X			015
12	TB-18-201605	WT	G	5/5/16	—				2				X						X														036

ADDITIONAL COMMENTS	RELINQUISHED BY / AFFILIATION	DATE	TIME	ACCEPTED BY / AFFILIATION	DATE	TIME	SAMPLE CONDITIONS
	Wendy Stonestreet/ERE	5/6/16	950	[illegible]	5/6/16	0957	9 4 4 4
				1,1,1,5,1,4,6,1,3,5,1,2,2		✓	

SAMPLER NAME AND SIGNATURE		Temp in °C	Received on Ice (Y/N)	Custody Sealed Cooler (Y/N)	Samples Intact (Y/N)
PRINT Name of SAMPLER:	Wendy Stonestreet				
SIGNATURE of SAMPLER:	[signature] DATE Signed (MM/DD/YY): 5/6/16				

*Important Note: By signing this form you are accepting Pace's NET 30 day payment terms and agreeing to late charges of 1.5% per month for any invoices not paid within 30 days.

Pace Analytical
www.pacelabs.com

CHAIN-OF-CUSTODY / Analytical Request Document

The Chain-of-Custody is a LEGAL DOCUMENT. All relevant fields must be completed accurately.

Section A Required Client Information:

Company:	Environ
Address:	7500 College Blvd., Ste. 925
	Overland Park, KS 66210
Email To:	wstonestreet@environcorp.com
Phone: 913-553-5926	Fax:
Requested Due Date/TAT:	

Section B Required Project Information:

Report To:	Wendy Stonestreet
Copy To:	Tammy Gleason
Purchase Order No.:	NA
Project Name:	Fort Smith, AR
Project Number:	

Section C Invoice Information:

Attention:	Tammy Gleason
Company Name:	Environ
Address:	250 Monroe Ave. NW Grand Rapids
Pace Quote Reference:	Michigan, 49503
Pace Project Manager:	Colleen Clyne
Pace Profile #:	7444, line 1

REGULATORY AGENCY

☐ NPDES ☐ GROUND WATER ☐ DRINKING WATER
☐ UST ☐ RCRA ☑ OTHER ADEQ

Site Location STATE: AR

Section D Required Client Information

SAMPLE ID (A-Z, 0-9 / ,-) Sample IDs MUST BE UNIQUE

Valid Matrix Codes

MATRIX	CODE
DRINKING WATER	DW
WATER	WT
WASTE WATER	WW
PRODUCT	P
SOIL/SOLID	SL
OIL	OL
WIPE	WP
AIR	AR
OTHER	OT
TISSUE	TS

ITEM #	SAMPLE ID	MATRIX CODE (see valid codes to left)	SAMPLE TYPE (G=GRAB C=COMP)	COLLECTED COMPOSITE START DATE	COLLECTED COMPOSITE START TIME	COLLECTED COMPOSITE END/GRAB DATE	COLLECTED COMPOSITE END/GRAB TIME	SAMPLE TEMP AT COLLECTION	# OF CONTAINERS	Preservatives: Unpreserved	H_2SO_4	HNO_3	HCl	NaOH + Zn Acetate	$Na_2S_2O_3$	Methanol	Other Ascorbic Acid	Analysis Test Y/N	B260 VOCs	Alkalinity	TOC	Chloride, Sulfate	8015 Chloroethanol (Pace Dallas)	6010-Iron/Mn	Ferric Iron calc. (send field Ferrous)	Ammonia	Nitrate+Nitrite	Total Phosphate (Pace Dallas)	Sulfide	CO2 Calc (Alkalinity + field pH)	Residual Chlorine (Y/N)	Pace Project No./ Lab I.D.
1	MW-85-201605	WT	G	5/5/16	1025				11	X	X	X		X			X	X	X	X	X	X	X	X	X	X	X	N	7 day hold time
2	MW-172-201605	WT	G	5/5/16	0835				11	X	X	X	X	X			X	X	X	X	X	X	X	X	X	X	X	N	BP3U BP3S BP3N BP3Z
3	ITMW-7-201605	WT	G	5/5/16	0820				11	X	X	X	X	X			X	X	X	X	X	X	X	X	X	X	X	N	
4	DUP-06-201605	WT	G	5/5/16	0820				3				X				X											N	
5	ITMW-17-201605	WT	G	5/5/16	0845				11	X	X	X	X	X			X	X	X	X	X	X	X	X	X	X	X	N	
6	TB-19-201605	WT	G	5/5/16	—				2				X				X											N	
7	ITMW-19-201605	WT	G	5/5/16	1535				11	X	X	X		X			X	X	X	X	X	X	X	X	X	X	X	N	
8	ITMW-13-201605	WT	G	5/5/16	1150				11	X	X	X	X	X			X	X	X	X	X	X	X	X	X	X	X	N	
9	ITMW-14-201605	WT	G	5/5/16	1010				11	X	X	X	X	X			X	X	X	X	X	X	X	X	X	X	X	N	
10	ITMW-2-201605	WT	G	5/5/16	0820				11	X	X	X	X	X			X	X	X	X	X	X	X	X	X	X	X	N	
11	ITMW-1-201605	WT	G	5/6/16	1350				11	X	X	X	X	X			X	X	X	X	X	X	X	X	X	X	X	N	
12	DUP-05-201605	WT	G	5/5/16	1350				3				X				X											N	

ADDITIONAL COMMENTS	RELINQUISHED BY / AFFILIATION	DATE	TIME	ACCEPTED BY / AFFILIATION	DATE	TIME	SAMPLE CONDITIONS
	Wendy Stonestreet/RE	5/6/16	950	Barb Rat Penn	5/6/16	0951	9 4 4 4
				1.1, 1.1, 5.1, 4.6, 1.3, 5.1, 2.2			

SAMPLER NAME AND SIGNATURE				
PRINT Name of SAMPLER:	Wendy Stonestreet		Temp in °C	Received on Ice (Y/N)
SIGNATURE of SAMPLER:	Wendy Stonestreet	DATE Signed (MM/DD/YY): 5/6/16	Custody Sealed Cooler (Y/N)	Samples Intact (Y/N)

*Important Note: By signing this form you are accepting Pace's NET 30 day payment terms and agreeing to late charges of 1.5% per month for any invoices not paid within 30 days.

Pace Analytical
www.pacelabs.com

CHAIN-OF-CUSTODY / Analytical Request Document

The Chain-of-Custody is a LEGAL DOCUMENT. All relevant fields must be completed accurately.

Section A Required Client Information:

Company:	Environ
Address:	7500 College Blvd., Ste. 925
	Overland Park, KS 66210
Email To:	wstonestreet@environcorp.com
Phone: 913-553-5926	Fax:
Requested Due Date/TAT:	

Section B Required Project Information:

Report To:	Wendy Stonestreet
Copy To:	Tammy Gleason
Purchase Order No.:	NA
Project Name:	Fort Smith, AR
Project Number:	

Section C Invoice Information:

Attention:	Tammy Gleason
Company Name:	Environ
Address:	250 Monroe Ave. NW Grand Rapids
Pace Quote Reference:	Michigan, 49503
Pace Project Manager:	Colleen Clyne
Pace Profile #:	7444, line 1

REGULATORY AGENCY

☐ NPDES ☐ GROUND WATER ☐ DRINKING WATER
☐ UST ☐ RCRA ☑ OTHER ADEQ

Site Location STATE: AR

Section D Required Client Information

Valid Matrix Codes

MATRIX	CODE
DRINKING WATER	DW
WATER	WT
WASTE WATER	WW
PRODUCT	P
SOIL/SOLID	SL
OIL	OL
WIPE	WP
AIR	AR
OTHER	OT
TISSUE	TS

ITEM #	SAMPLE ID (A-Z, 0-9 / ,-) Sample IDs MUST BE UNIQUE		MATRIX CODE (see valid codes to left)	SAMPLE TYPE (G=GRAB C=COMP)	COLLECTED COMPOSITE START DATE	COLLECTED COMPOSITE START TIME	COLLECTED COMPOSITE END/GRAB DATE	COLLECTED COMPOSITE END/GRAB TIME	SAMPLE TEMP AT COLLECTION	# OF CONTAINERS	Preservatives: Unpreserved	H_2SO_4	HNO_3	HCl	NaOH + Zn Acetate	$Na_2S_2O_3$	Methanol	Other Asorbic	Y/N	Analysis Test: 8260 VOCs	Alkalinity	TOC	Chloride, Sulfate	8015 Chloroethanol (Pace Dallas)	8010-Iron/Mn	Ferric Iron calc. (send field Ferrous)	Ammonia	Nitrate+Nitrite	Total Phosphate (Pace Dallas)	Sulfide	CO2 Calc (Alkalinity + field pH)	Residual Chlorine (Y/N)	Pace Project No./ Lab I.D.
1	EB-06-201605	3D69H	WT	G	5/5/16	1455				3				X						X														040
2	MW-87-201605	3D69U	WT	G	5/5/16	0850				11	X	X	X	X	X					X	X	X	X	X	X	X	X	X	X	X	X	X	X	BP3U BP3S BP3N BP3Z AG3S	025
3	ITMW-21-201605	↓	WT	G	5/5/16	1034				11	X	X	X	X	X					X	X	X	X	X	X	X	X	X	X	X	X	X	X		026
4	MW-94-201605	3D5THR	WT	G	5/5/16	1044				11	X	X	X		X			X		X	X	X	X	X	X	X	X	X	X	X	X	X	X		027
5	TB-21-201605	2D69H	WT	G	5/5/16	—				2				X						X														041
6	ITMW-18-201605	↓	WT	G	5/5/16	1215				8	X	X	X		X						X	X	X	X	X	X	X	X	X	X	X	X	X		028
7	ITMW-18-201605	3D69H	WT	G	5/5/16	1940				3				X						X														042
8	TB-22-201605	2D69H	WT	G	5/5/16	—				2				X						X														043
9																																		
10																																		
11																																		
12																																		

ADDITIONAL COMMENTS	RELINQUISHED BY / AFFILIATION	DATE	TIME	ACCEPTED BY / AFFILIATION	DATE	TIME	SAMPLE CONDITIONS
	Wendy Stonestreet / RE	5/6/16		[signature]	5/6/16	0951	9 Y Y Y
				1.1, 1.1, 5.1, 4.6, 1.3, 5.1, 2.2			

SAMPLER NAME AND SIGNATURE					
PRINT Name of SAMPLER:	Wendy Stonestreet		Temp in °C	Received on Ice (Y/N)	Custody Sealed Cooler (Y/N)	Samples Intact (Y/N)
SIGNATURE of SAMPLER:	[signature]	DATE Signed (MM/DD/YY): 5/6/16				

*Important Note: By signing this form you are accepting Pace's NET 30 day payment terms and agreeing to late charges of 1.5% per month for any invoices not paid within 30 days.

F-ALL-Q-020rev.07, 15-Feb-2007

Chain of Custody

WO# : 7544000

7544000

Pace Analytical®
www.pacelabs.com

Workorder: *60218544* **Workorder Name:** *FORT SMITH, AR* **Owner Received Date:** *5/6/2016* **Results Requested By:** *5/18/2016*

Report To	Subcontract To
Colleen Clyne *Pace Analytical Kansas* *9608 Loiret Blvd.* *Lenexa, KS 66219* *Phone (913)599-5665*	*Pace Analytical Dallas* *400 West Bethany Drive* *Suite 190* *Allen, TX 75013* *Phone (972)727-1123*

						Preserved Containers						Requested Analysis												
Item	Sample ID	Sample Type	Collect Date/Time	Lab ID	Matrix	BP3S	DG9U					EPA 8015 Chloroethanol	Total Phosphate											LAB USE ONLY
1	ITMW-10-201605	PS	5/5/2016 11:40	60218544001	Water	1	3					X	X											001
2	ITMW-9-201605	PS	5/5/2016 13:50	60218544002	Water	1	3					X	X											002
3	ITMW-16-201605	PS	5/5/2016 09:15	60218544003	Water	1	3					X	X											003
4	MW-23-201605	PS	5/5/2016 08:15	60218544004	Water	1	3					X	X											004
5	ITMW-6-201605	RQS	5/5/2016 13:00	60218544005	Water	1	3					X	X											005
6	MW-84-201605	PS	5/5/2016 10:35	60218544006	Water	1	3					X	X											006
7	MW-38-201605	PS	5/5/2016 14:40	60218544007	Water	1	3					X	X											007
8	ITMW-11-201605	PS	5/5/2016 12:00	60218544008	Water	1	3					X	X											008
9	ITMW-12-201605	PS	5/5/2016 15:00	60218544009	Water	1	3					X	X											009
10	MW-86-201605	PS	5/5/2016 14:15	60218544010	Water	1	3					X	X											010
11	ITMW-4-201605	PS	5/5/2016 12:02	60218544011	Water	1	3					X	X											011
12	MW-25-201605	PS	5/5/2016 12:20	60218544012	Water	1	3					X	X											012
13	ITMW-15-201605	PS	5/5/2016 15:30	60218544013	Water	1	3					X	X											013
14	MW-95-201605	PS	5/5/2016 12:35	60218544014	Water	1	3					X	X											014
15	MW-93-201605	PS	5/5/2016 13:55	60218544015	Water	1	3					X	X											015
16	MW-85-201605	PS	5/5/2016 10:25	60218544016	Water	1	3					X	X											016
17	MW-172-201605	PS	5/5/2016 08:35	60218544017	Water	1	3					X	X											017
18	ITMW-7-201605	PS	5/5/2016 08:20	60218544018	Water	1	3					X	X											018
19	ITMW-17-201605	PS	5/5/2016 08:45	60218544019	Water	1	3					X	X											019

Page 458 of 581

Chain of Custody

Pace Analytical®
www.pacelabs.com

Workorder: 60218544 **Workorder Name:** FORT SMITH, AR **Owner Received Date:** 5/6/2016 **Results Requested By:** 5/18/2016

Report To	Subcontract To
Colleen Clyne Pace Analytical Kansas 9608 Loiret Blvd. Lenexa, KS 66219 Phone (913)599-5665	Pace Analytical Dallas 400 West Bethany Drive Suite 190 Allen, TX 75013 Phone (972)727-1123

Item	Sample ID	Sample Type	Collect Date/Time	Lab ID	Matrix	Preserved Containers: BP3S	DG9U					Requested Analysis: EPA 8015 Chloroethanol	Total Phosphate											LAB USE ONLY
20	ITMW-19-201605	PS	5/5/2016 15:35	60218544020	Water	1	3					X	X											0020
21	ITMW-13-201605	PS	5/5/2016 11:50	60218544021	Water	1	3					X	X											021
22	ITMW-14-201605	PS	5/5/2016 10:10	60218544022	Water	1	3					X	X											022
23	ITMW-2-201605	PS	5/5/2016 08:20	60218544023	Water	1	3					X	X											023
24	ITMW-1-201605	PS	5/5/2016 13:50	60218544024	Water	1	3					X	X											024
25	MW-87-201605	PS	5/5/2016 08:50	60218544025	Water	1	3					X	X											025
26	ITMW-21-201605	PS	5/5/2016 10:34	60218544026	Water	1	3					X	X											026
27	MW-94-201605	PS	5/5/2016 10:44	60218544027	Water	1	3					X	X											027
28	ITMW-18-201605	PS	5/5/2016 12:15	60218544028	Water	1	3					X	X											028

Transfers	Released By	Date/Time	Received	Date/Time
1	[signature]	5/9/16 1700	Kathy Weems / Pace	5/10/16 0925
2				
3	IR02			

Comments

Cooler Temperature on Receipt 1.6 °C **Custody Seal** Y or N **Received on Ice** Y or N **Samples Intact** Y or N

****In order to maintain client confidentiality, location/name of the sampling site, sampler's name and signature may not be provided on this COC document. This chain of custody is considered complete as is since this information is available in the owner laboratory.*

Page 592 of 168

Pace Analytical

Sample Condition Upon Receipt

☑Dallas ☐Ft Worth ☐San Angelo

Client Name: Pace-Kansas Project Work order: 7544000

Courier: FedEX ☑ UPS ☐ USPS ☐ Client ☐ Courier ☐ LSO ☐ PACE ☐ Other:_____

Tracking#: 6703 1642 6917

Custody Seal on Cooler/Box: Yes ☑ No ☐ **Seals Intact:** Yes ☑ No ☐ NA ☐

Packing Material: Bubble Wrap ☐ Bubble Bags ☐ Foam ☑ None ☐ Other ☐

Thermometer Used: IR-0.2 Type of Ice: Wet ☑ Blue ☐ None ☐ Sample Received on ice, cooling process has begun ☑

Cooler Temp: 1.1 0C (Temp should be above freezing to 6°C)

Chain of Custody Present	Yes ☑ No ☐ NA ☐	1
Chain of Custody filled out	Yes ☑ No ☐ NA ☐	2
Chain of Custody relinquished	Yes ☑ No ☐ NA ☐	3
Sampler name & signature on COC	Yes ☐ No ☑ NA ☐	4
Sample received within HT	Yes ☑ No ☐ NA ☐	5
Short HT analyses (<72 hrs)	Yes ☐ No ☑ NA ☐	6
Rush TAT requested	Yes ☐ No ☑ NA ☐	7
Sufficient Volume received	Yes ☑ No ☐ NA ☐	8
Correct Container used Pace Container used	Yes ☑ No ☐ NA ☐ Yes ☑ No ☐ NA ☐	9
Container Intact	Yes ☑ No ☐ NA ☐	10
Unpreserved 5035A soil frozen within 48 hrs	Yes ☐ No ☐ NA ☑	11
Filtered volume received for Dissolved tests	Yes ☐ No ☐ NA ☑	12
Sample labels match COC Include date/time/ID/analyses Matrix: WATER	Yes ☑ No ☐ NA ☐	13
All containers needing preservation have been checked	Yes ☑ No ☐ NA ☐	14a. Lot# of pH strip: 471508 pH checked Yes ☑ No ☐ pH<2 ☑ pH>9 ☐ pH>12 ☐ Lot# of Iodine strip: Lot# of Lead Acetate strip:
Do containers require preservation at the lab	Yes ☐ No ☑ NA ☐	14b. Preservation: / Lot#:
All containers needing preservation are found to be in Compliance with EPA recommendation **Exception**: VOA, coliform, O&G	Yes ☑ No ☐ NA ☐ Yes ☑ No ☐	14c.
Are soil samples (volatiles) received in Bulk ☐ Terracore ☐ EnCore ☐	NA ☑	15.
Trip Blank present Trip Blank Custody Seals Intact Pace Trip Blank Lot# (if purchased):	Yes ☐ No ☐ NA ☑ Yes ☐ No ☐ NA ☑	16.
Headspace in VOA (>6mm)	Yes ☐ No ☑ NA ☐	17.
Project sampled in USDA Regulated Area:	Yes ☐ No ☐ NA ☑	18. List State _____

Client Notification/Resolution/Comments:

Person Contacted:_____ Date:_____

Comments/Resolution:_____

Person Examining Contents: _____ Date: 5/10/16

F-DAL-C001rev.05 090215

Pace Analytical Energy Services LLC
220 William Pitt Way
Pittsburgh, PA 15238
Phone: (412) 826-5245
Fax: (412) 826-3433

May 19, 2016

Colleen Clyne
Pace Analytical Services
9608 Loiret Blvd
Lenexa, KS 66219

RE: **FORT SMITH, AR / 3437500P**
Pace Workorder: 19076

Dear Colleen Clyne:

Enclosed are the analytical results for sample(s) received by the laboratory on Wednesday, May 11, 2016. Results reported herein conform to the most current NELAC standards, where applicable, unless otherwise narrated in the body of the report.

If you have any questions concerning this report, please feel free to contact me.

Sincerely,

Ruth Welsh 05/19/2016
Ruth.Welsh@pacelabs.com

Customer Service Representative

Enclosures

As a valued client we would appreciate your comments on our service.
Please email info@microseeps.com. Total Number of Pages ____

CERTIFICATE OF ANALYSIS
This report shall not be reproduced, except in full,
without the written consent of Pace Analytical Energy Services LLC.

Pace Analytical Energy Services LLC
220 William Pitt Way
Pittsburgh, PA 15238
Phone: (412) 826-5245
Fax: (412) 826-3433

LABORATORY ACCREDITATIONS & CERTIFICATIONS

Accreditor:	Pennsylvania Department of Environmental Protection, Bureau of Laboratories
Accreditation ID:	02-00538
Scope:	NELAP Non-Potable Water and Solid & Hazardous Waste
Accreditor:	South Carolina Department of Health and Environmental Control, Office of Environmental Laboratory Certification
Accreditation ID:	89009003
Scope:	Clean Water Act (CWA); Resource Conservation and Recovery Act (RCRA)
Accreditor:	NELAP: New Jersey, Department of Environmental Protection
Accreditation ID:	PA026
Scope:	Non-Potable Water; Solid and Chemical Materials
Accreditor:	NELAP: New York, Department of Health Wadsworth Center
Accreditation ID:	11815
Scope:	Non-Potable Water; Solid and Hazardous Waste
Accreditor:	State of Connecticut, Department of Public Health, Division of Environmental Health
Accreditation ID:	PH-0263
Scope:	Clean Water Act (CWA) Resource Conservation and Recovery Act (RCRA)
Accreditor:	NELAP: Texas, Commission on Environmental Quality
Accreditation ID:	T104704453-09-TX
Scope:	Non-Potable Water
Accreditor:	State of New Hampshire
Accreditation ID:	299409
Scope:	Non-potable water
Accreditor:	State of Georgia
Accreditation ID:	Chapter 391-3-26
Scope:	As per the Georgia EPD Rules and Regulations for Commercial Laboratories, PAES is accredited by the Pennsylvania Department of Environmental Protection Bureau of Laboratories under the National Environmental Laboratory Approval Program (NELAC).

CERTIFICATE OF ANALYSIS
This report shall not be reproduced, except in full,
without the written consent of Pace Analytical Energy Services LLC.

Pace Analytical Energy Services LLC
220 William Pitt Way
Pittsburgh, PA 15238
Phone: (412) 826-5245
Fax: (412) 826-3433

SAMPLE SUMMARY

Workorder: 19076 FORT SMITH, AR / 3437500P

Lab ID	Sample ID	Matrix	Date Collected	Date Received
190760001	ITMW-4-201605	Bubble Strip	5/2/2016 12:45	5/11/2016 11:15
190760002	ITMW-9-201605	Bubble Strip	5/2/2016 13:08	5/11/2016 11:15
190760003	ITMW-10-201605	Bubble Strip	5/2/2016 13:32	5/11/2016 11:15
190760004	ITMW-6-201605	Bubble Strip	5/2/2016 14:00	5/11/2016 11:15
190760005	ITMW-7-201605	Bubble Strip	5/2/2016 14:25	5/11/2016 11:15
190760006	MW-29-201605	Bubble Strip	5/2/2016 15:00	5/11/2016 11:15
190760007	MW-26-201605	Bubble Strip	5/2/2016 15:32	5/11/2016 11:15
190760008	ITMW-21-201605	Bubble Strip	5/2/2016 15:58	5/11/2016 11:15
190760009	MW-186-201605	Bubble Strip	5/2/2016 16:26	5/11/2016 11:15
190760010	MW-187-201605	Bubble Strip	5/2/2016 16:50	5/11/2016 11:15
190760011	MW-188-201605	Bubble Strip	5/2/2016 17:14	5/11/2016 11:15
190760012	MW-182-201605	Bubble Strip	5/2/2016 17:39	5/11/2016 11:15
190760013	MW-189-201605	Bubble Strip	5/2/2016 18:04	5/11/2016 11:15
190760014	MW-190-201605	Bubble Strip	5/2/2016 18:23	5/11/2016 11:15
190760015	MW-67R-201605	Bubble Strip	5/3/2016 07:50	5/11/2016 11:15
190760016	MW-66-201605	Bubble Strip	5/3/2016 08:13	5/11/2016 11:15
190760017	MW-50R-201605	Bubble Strip	5/3/2016 09:34	5/11/2016 11:15
190760018	MW-60R-201605	Bubble Strip	5/3/2016 09:58	5/11/2016 11:15
190760019	MW-63R-201605	Bubble Strip	5/3/2016 10:22	5/11/2016 11:15
190760020	MW-46R-201605	Bubble Strip	5/3/2016 10:47	5/11/2016 11:15
190760022	MW-56R-201605	Bubble Strip	5/3/2016 11:42	5/11/2016 11:15
190760023	MW-57R-201605	Bubble Strip	5/3/2016 12:03	5/11/2016 11:15
190760024	MW-62R-201605	Bubble Strip	5/3/2016 12:34	5/11/2016 11:15
190760025	MW-55R-201605	Bubble Strip	5/3/2016 13:39	5/11/2016 11:15
190760026	MW-68-201605	Bubble Strip	5/3/2016 14:06	5/11/2016 11:15
190760027	MW-71-201605	Bubble Strip	5/3/2016 14:30	5/11/2016 11:15
190760028	RW-69-201605	Bubble Strip	5/3/2016 14:49	5/11/2016 11:15
190760029	MW-39R-201605	Bubble Strip	5/3/2016 15:23	5/11/2016 11:15
190760030	MW-34R-201605	Bubble Strip	5/3/2016 15:47	5/11/2016 11:15
190760031	MW-185-201605	Bubble Strip	5/3/2016 16:21	5/11/2016 11:15
190760032	MW-192-201605	Bubble Strip	5/3/2016 16:43	5/11/2016 11:15
190760033	MW-191-201605	Bubble Strip	5/3/2016 17:10	5/11/2016 11:15
190760034	ITMW-20-201605	Bubble Strip	5/3/2016 17:35	5/11/2016 11:15
190760035	MW-40R-201605	Bubble Strip	5/4/2016 07:38	5/11/2016 11:15
190760036	IW-72-201605	Bubble Strip	5/4/2016 07:59	5/11/2016 11:15

CERTIFICATE OF ANALYSIS

This report shall not be reproduced, except in full,
without the written consent of Pace Analytical Energy Services LLC.

Pace Analytical Energy Services LLC
220 William Pitt Way
Pittsburgh, PA 15238
Phone: (412) 826-5245
Fax: (412) 826-3433

PROJECT SUMMARY

Workorder: 19076 FORT SMITH, AR / 3437500P

Workorder Comments

Sample 190760021, MW-58R-201605, cannot be reported for Hydrogen. Only one vial was available for analysis and that sample container was broken, prior to sample analysis.

CERTIFICATE OF ANALYSIS

This report shall not be reproduced, except in full,
without the written consent of Pace Analytical Energy Services LLC.

Pace Analytical Energy Services LLC
220 William Pitt Way
Pittsburgh, PA 15238
Phone: (412) 826-5245
Fax: (412) 826-3433

ANALYTICAL RESULTS

Workorder: 19076 FORT SMITH, AR / 3437500P

Lab ID: **190760001** Date Received: 5/11/2016 11:15 Matrix: Bubble Strip

Sample ID: **ITMW-4-201605** Date Collected: 5/2/2016 12:45

Parameters	Results	Units	PQL	MDL	DF	Analyzed	By	Qualifiers
RISK - MICR								
Analysis Desc: AM20GAX			Analytical Method: AM20GAX					
Hydrogen	**0.94**	nM	0.60	0.088	1	5/14/2016 10:31	TD	B,n

CERTIFICATE OF ANALYSIS

This report shall not be reproduced, except in full,
without the written consent of Pace Analytical Energy Services LLC.

Pace Analytical Energy Services LLC
220 William Pitt Way
Pittsburgh, PA 15238
Phone: (412) 826-5245
Fax: (412) 826-3433

ANALYTICAL RESULTS

Workorder: 19076 FORT SMITH, AR / 3437500P

Lab ID: **190760002** Date Received: 5/11/2016 11:15 Matrix: Bubble Strip

Sample ID: **ITMW-9-201605** Date Collected: 5/2/2016 13:08

Parameters	Results	Units	PQL	MDL	DF	Analyzed	By	Qualifiers
RISK - MICR								
Analysis Desc: AM20GAX		Analytical Method: AM20GAX						
Hydrogen	**2.6**	nM	0.60	0.088	1	5/14/2016 10:43	TD	B,n

CERTIFICATE OF ANALYSIS

This report shall not be reproduced, except in full,
without the written consent of Pace Analytical Energy Services LLC.

Pace Analytical Energy Services LLC
220 William Pitt Way
Pittsburgh, PA 15238
Phone: (412) 826-5245
Fax: (412) 826-3433

ANALYTICAL RESULTS

Workorder: 19076 FORT SMITH, AR / 3437500P

Lab ID: **190760003** Date Received: 5/11/2016 11:15 Matrix: Bubble Strip

Sample ID: **ITMW-10-201605** Date Collected: 5/2/2016 13:32

Parameters	Results	Units	PQL	MDL	DF	Analyzed	By	Qualifiers
RISK - MICR								
Analysis Desc: AM20GAX			Analytical Method: AM20GAX					
Hydrogen	1.7	nM	0.60	0.088	1	5/14/2016 11:05	TD	B,n

CERTIFICATE OF ANALYSIS

This report shall not be reproduced, except in full,
without the written consent of Pace Analytical Energy Services LLC.

Pace Analytical Energy Services LLC
220 William Pitt Way
Pittsburgh, PA 15238
Phone: (412) 826-5245
Fax: (412) 826-3433

ANALYTICAL RESULTS

Workorder: 19076 FORT SMITH, AR / 3437500P

Lab ID: **190760004** Date Received: 5/11/2016 11:15 Matrix: Bubble Strip

Sample ID: **ITMW-6-201605** Date Collected: 5/2/2016 14:00

Parameters	Results	Units	PQL	MDL	DF	Analyzed	By	Qualifiers
RISK - MICR								
Analysis Desc: AM20GAX			Analytical Method: AM20GAX					
Hydrogen	**2.4**	nM	0.60	0.088	1	5/14/2016 12:57	TD	B,n

CERTIFICATE OF ANALYSIS

This report shall not be reproduced, except in full,
without the written consent of Pace Analytical Energy Services LLC.

Pace Analytical Energy Services LLC
220 William Pitt Way
Pittsburgh, PA 15238
Phone: (412) 826-5245
Fax: (412) 826-3433

ANALYTICAL RESULTS

Workorder: 19076 FORT SMITH, AR / 3437500P

Lab ID: **190760005** Date Received: 5/11/2016 11:15 Matrix: Bubble Strip

Sample ID: **ITMW-7-201605** Date Collected: 5/2/2016 14:25

Parameters	Results	Units	PQL	MDL	DF	Analyzed	By	Qualifiers
RISK - MICR								
Analysis Desc: AM20GAX		Analytical Method: AM20GAX						
Hydrogen	**3.8**	nM	0.60	0.088	1	5/14/2016 13:10	TD	B,n

CERTIFICATE OF ANALYSIS

This report shall not be reproduced, except in full,
without the written consent of Pace Analytical Energy Services LLC.

Pace Analytical Energy Services LLC
220 William Pitt Way
Pittsburgh, PA 15238
Phone: (412) 826-5245
Fax: (412) 826-3433

ANALYTICAL RESULTS

Workorder: 19076 FORT SMITH, AR / 3437500P

Lab ID: **190760006** Date Received: 5/11/2016 11:15 Matrix: Bubble Strip

Sample ID: **MW-29-201605** Date Collected: 5/2/2016 15:00

Parameters	Results	Units	PQL	MDL	DF	Analyzed	By	Qualifiers
RISK - MICR								
Analysis Desc: AM20GAX			Analytical Method: AM20GAX					
Hydrogen	**17**	nM	0.60	0.088	1	5/14/2016 13:22	TD	B,n

CERTIFICATE OF ANALYSIS

This report shall not be reproduced, except in full,
without the written consent of Pace Analytical Energy Services LLC.

Pace Analytical Energy Services LLC
220 William Pitt Way
Pittsburgh, PA 15238
Phone: (412) 826-5245
Fax: (412) 826-3433

ANALYTICAL RESULTS

Workorder: 19076 FORT SMITH, AR / 3437500P

Lab ID: **190760007** Date Received: 5/11/2016 11:15 Matrix: Bubble Strip

Sample ID: **MW-26-201605** Date Collected: 5/2/2016 15:32

Parameters	Results	Units	PQL	MDL	DF	Analyzed	By	Qualifiers
RISK - MICR								
Analysis Desc: AM20GAX	Analytical Method: AM20GAX							
Hydrogen	**1.5**	nM	0.60	0.088	1	5/14/2016 13:34	TD	B,n

CERTIFICATE OF ANALYSIS

This report shall not be reproduced, except in full,
without the written consent of Pace Analytical Energy Services LLC.

Pace Analytical Energy Services LLC
220 William Pitt Way
Pittsburgh, PA 15238
Phone: (412) 826-5245
Fax: (412) 826-3433

ANALYTICAL RESULTS

Workorder: 19076 FORT SMITH, AR / 3437500P

Lab ID: **190760008** Date Received: 5/11/2016 11:15 Matrix: Bubble Strip

Sample ID: **ITMW-21-201605** Date Collected: 5/2/2016 15:58

Parameters	Results	Units	PQL	MDL	DF	Analyzed	By	Qualifiers
RISK - MICR								
Analysis Desc: AM20GAX			Analytical Method: AM20GAX					
Hydrogen	2.1	nM	0.60	0.088	1	5/14/2016 13:47	TD	B,n

CERTIFICATE OF ANALYSIS

This report shall not be reproduced, except in full,
without the written consent of Pace Analytical Energy Services LLC.

Pace Analytical Energy Services LLC
220 William Pitt Way
Pittsburgh, PA 15238
Phone: (412) 826-5245
Fax: (412) 826-3433

ANALYTICAL RESULTS

Workorder: 19076 FORT SMITH, AR / 3437500P

Lab ID: **190760009** Date Received: 5/11/2016 11:15 Matrix: Bubble Strip

Sample ID: **MW-186-201605** Date Collected: 5/2/2016 16:26

Parameters	Results	Units	PQL	MDL	DF	Analyzed	By	Qualifiers
RISK - MICR								
Analysis Desc: AM20GAX			Analytical Method: AM20GAX					
Hydrogen	**5.0**	nM	0.60	0.088	1	5/14/2016 13:59	TD	B,n

CERTIFICATE OF ANALYSIS

This report shall not be reproduced, except in full,
without the written consent of Pace Analytical Energy Services LLC.

Pace Analytical Energy Services LLC
220 William Pitt Way
Pittsburgh, PA 15238
Phone: (412) 826-5245
Fax: (412) 826-3433

ANALYTICAL RESULTS

Workorder: 19076 FORT SMITH, AR / 3437500P

Lab ID: **190760010** Date Received: 5/11/2016 11:15 Matrix: Bubble Strip

Sample ID: **MW-187-201605** Date Collected: 5/2/2016 16:50

Parameters	Results	Units	PQL	MDL	DF	Analyzed	By	Qualifiers
RISK - MICR								
Analysis Desc: AM20GAX		Analytical Method: AM20GAX						
Hydrogen	**0.87**	nM	0.60	0.088	1	5/14/2016 14:11	TD	B,n

CERTIFICATE OF ANALYSIS

This report shall not be reproduced, except in full,
without the written consent of Pace Analytical Energy Services LLC.

Pace Analytical Energy Services LLC
220 William Pitt Way
Pittsburgh, PA 15238
Phone: (412) 826-5245
Fax: (412) 826-3433

ANALYTICAL RESULTS

Workorder: 19076 FORT SMITH, AR / 3437500P

Lab ID: **190760011** Date Received: 5/11/2016 11:15 Matrix: Bubble Strip

Sample ID: **MW-188-201605** Date Collected: 5/2/2016 17:14

Parameters	Results	Units	PQL	MDL	DF	Analyzed	By	Qualifiers
RISK - MICR								
Analysis Desc: AM20GAX			Analytical Method: AM20GAX					
Hydrogen	**7.7**	nM	0.60	0.088	1	5/14/2016 14:24	TD	B,n

CERTIFICATE OF ANALYSIS

This report shall not be reproduced, except in full,
without the written consent of Pace Analytical Energy Services LLC.

Pace Analytical Energy Services LLC
220 William Pitt Way
Pittsburgh, PA 15238
Phone: (412) 826-5245
Fax: (412) 826-3433

ANALYTICAL RESULTS

Workorder: 19076 FORT SMITH, AR / 3437500P

Lab ID: **190760012** Date Received: 5/11/2016 11:15 Matrix: Bubble Strip

Sample ID: **MW-182-201605** Date Collected: 5/2/2016 17:39

Parameters	Results	Units	PQL	MDL	DF	Analyzed	By	Qualifiers
RISK - MICR								
Analysis Desc: AM20GAX	Analytical Method: AM20GAX							
Hydrogen	**5.8**	nM	0.60	0.088	1	5/14/2016 14:36	TD	B,n

CERTIFICATE OF ANALYSIS

This report shall not be reproduced, except in full,
without the written consent of Pace Analytical Energy Services LLC.

Pace Analytical Energy Services LLC
220 William Pitt Way
Pittsburgh, PA 15238
Phone: (412) 826-5245
Fax: (412) 826-3433

ANALYTICAL RESULTS

Workorder: 19076 FORT SMITH, AR / 3437500P

Lab ID: **190760013** Date Received: 5/11/2016 11:15 Matrix: Bubble Strip

Sample ID: **MW-189-201605** Date Collected: 5/2/2016 18:04

Parameters	Results	Units	PQL	MDL	DF	Analyzed	By	Qualifiers
RISK - MICR								
Analysis Desc: AM20GAX			Analytical Method: AM20GAX					
Hydrogen	**1.4**	nM	0.60	0.088	1	5/14/2016 15:02	TD	B,n

CERTIFICATE OF ANALYSIS

This report shall not be reproduced, except in full,
without the written consent of Pace Analytical Energy Services LLC.

Pace Analytical Energy Services LLC
220 William Pitt Way
Pittsburgh, PA 15238
Phone: (412) 826-5245
Fax: (412) 826-3433

ANALYTICAL RESULTS

Workorder: 19076 FORT SMITH, AR / 3437500P

Lab ID: **190760014** Date Received: 5/11/2016 11:15 Matrix: Bubble Strip

Sample ID: **MW-190-201605** Date Collected: 5/2/2016 18:23

Parameters	Results	Units	PQL	MDL	DF	Analyzed	By	Qualifiers
RISK - MICR								
Analysis Desc: AM20GAX		Analytical Method: AM20GAX						
Hydrogen	**16**	nM	0.60	0.088	1	5/14/2016 15:27	TD	B,n

CERTIFICATE OF ANALYSIS

This report shall not be reproduced, except in full,
without the written consent of Pace Analytical Energy Services LLC.

Pace Analytical Energy Services LLC
220 William Pitt Way
Pittsburgh, PA 15238
Phone: (412) 826-5245
Fax: (412) 826-3433

ANALYTICAL RESULTS

Workorder: 19076 FORT SMITH, AR / 3437500P

Lab ID: **190760015** Date Received: 5/11/2016 11:15 Matrix: Bubble Strip

Sample ID: **MW-67R-201605** Date Collected: 5/3/2016 07:50

Parameters	Results	Units	PQL	MDL	DF	Analyzed	By	Qualifiers
RISK - MICR								
Analysis Desc: AM20GAX			Analytical Method: AM20GAX					
Hydrogen	**0.84**	nM	0.60	0.088	1	5/14/2016 15:39	TD	B,n

CERTIFICATE OF ANALYSIS

This report shall not be reproduced, except in full,
without the written consent of Pace Analytical Energy Services LLC.

Pace Analytical Energy Services LLC
220 William Pitt Way
Pittsburgh, PA 15238
Phone: (412) 826-5245
Fax: (412) 826-3433

ANALYTICAL RESULTS

Workorder: 19076 FORT SMITH, AR / 3437500P

Lab ID: **190760016** Date Received: 5/11/2016 11:15 Matrix: Bubble Strip

Sample ID: **MW-66-201605** Date Collected: 5/3/2016 08:13

Parameters	Results	Units	PQL	MDL	DF	Analyzed	By	Qualifiers
RISK - MICR								
Analysis Desc: AM20GAX			Analytical Method: AM20GAX					
Hydrogen	**0.83**	nM	0.60	0.088	1	5/14/2016 15:51	TD	B,n

CERTIFICATE OF ANALYSIS

This report shall not be reproduced, except in full,
without the written consent of Pace Analytical Energy Services LLC.

Pace Analytical Energy Services LLC
220 William Pitt Way
Pittsburgh, PA 15238
Phone: (412) 826-5245
Fax: (412) 826-3433

ANALYTICAL RESULTS

Workorder: 19076 FORT SMITH, AR / 3437500P

Lab ID: **190760017** Date Received: 5/11/2016 11:15 Matrix: Bubble Strip
Sample ID: **MW-50R-201605** Date Collected: 5/3/2016 09:34

Parameters	Results	Units	PQL	MDL	DF	Analyzed	By	Qualifiers
RISK - MICR								
Analysis Desc: AM20GAX			Analytical Method: AM20GAX					
Hydrogen	**0.77**	nM	0.60	0.088	1	5/14/2016 16:04	TD	B,n

CERTIFICATE OF ANALYSIS
This report shall not be reproduced, except in full,
without the written consent of Pace Analytical Energy Services LLC.

Pace Analytical Energy Services LLC
220 William Pitt Way
Pittsburgh, PA 15238
Phone: (412) 826-5245
Fax: (412) 826-3433

ANALYTICAL RESULTS

Workorder: 19076 FORT SMITH, AR / 3437500P

Lab ID: **190760018** Date Received: 5/11/2016 11:15 Matrix: Bubble Strip

Sample ID: **MW-60R-201605** Date Collected: 5/3/2016 09:58

Parameters	Results	Units	PQL	MDL	DF	Analyzed	By	Qualifiers
RISK - MICR								
Analysis Desc: AM20GAX			Analytical Method: AM20GAX					
Hydrogen	**1.1**	nM	0.60	0.088	1	5/14/2016 16:16	TD	B,n

CERTIFICATE OF ANALYSIS

This report shall not be reproduced, except in full,
without the written consent of Pace Analytical Energy Services LLC.

Pace Analytical Energy Services LLC
220 William Pitt Way
Pittsburgh, PA 15238
Phone: (412) 826-5245
Fax: (412) 826-3433

ANALYTICAL RESULTS

Workorder: 19076 FORT SMITH, AR / 3437500P

Lab ID: **190760019** Date Received: 5/11/2016 11:15 Matrix: Bubble Strip
Sample ID: **MW-63R-201605** Date Collected: 5/3/2016 10:22

Parameters	Results	Units	PQL	MDL	DF	Analyzed	By	Qualifiers
RISK - MICR								
Analysis Desc: AM20GAX		Analytical Method: AM20GAX						
Hydrogen	**0.82**	nM	0.60	0.088	1	5/14/2016 16:28	TD	B,n

CERTIFICATE OF ANALYSIS
This report shall not be reproduced, except in full,
without the written consent of Pace Analytical Energy Services LLC.

Pace Analytical Energy Services LLC
220 William Pitt Way
Pittsburgh, PA 15238
Phone: (412) 826-5245
Fax: (412) 826-3433

ANALYTICAL RESULTS

Workorder: 19076 FORT SMITH, AR / 3437500P

Lab ID: **190760020** Date Received: 5/11/2016 11:15 Matrix: Bubble Strip

Sample ID: **MW-46R-201605** Date Collected: 5/3/2016 10:47

Parameters	Results	Units	PQL	MDL	DF	Analyzed	By	Qualifiers
RISK - MICR								
Analysis Desc: AM20GAX		Analytical Method: AM20GAX						
Hydrogen	**0.78**	nM	0.60	0.088	1	5/14/2016 16:41	TD	B,n

CERTIFICATE OF ANALYSIS

This report shall not be reproduced, except in full,
without the written consent of Pace Analytical Energy Services LLC.

Pace Analytical Energy Services LLC
220 William Pitt Way
Pittsburgh, PA 15238
Phone: (412) 826-5245
Fax: (412) 826-3433

ANALYTICAL RESULTS

Workorder: 19076 FORT SMITH, AR / 3437500P

Lab ID: **190760022** Date Received: 5/11/2016 11:15 Matrix: Bubble Strip

Sample ID: **MW-56R-201605** Date Collected: 5/3/2016 11:42

Parameters	Results	Units	PQL	MDL	DF	Analyzed	By	Qualifiers
RISK - MICR								
Analysis Desc: AM20GAX			Analytical Method: AM20GAX					
Hydrogen	**1.2**	nM	0.60	0.088	1	5/14/2016 16:53	TD	B,n

CERTIFICATE OF ANALYSIS

This report shall not be reproduced, except in full,
without the written consent of Pace Analytical Energy Services LLC.

Pace Analytical Energy Services LLC
220 William Pitt Way
Pittsburgh, PA 15238
Phone: (412) 826-5245
Fax: (412) 826-3433

ANALYTICAL RESULTS

Workorder: 19076 FORT SMITH, AR / 3437500P

Lab ID: **190760023** Date Received: 5/11/2016 11:15 Matrix: Bubble Strip

Sample ID: **MW-57R-201605** Date Collected: 5/3/2016 12:03

Parameters	Results	Units	PQL	MDL	DF	Analyzed	By	Qualifiers
RISK - MICR								
Analysis Desc: AM20GAX			Analytical Method: AM20GAX					
Hydrogen	**1.9**	nM	0.60	0.088	1	5/14/2016 17:05	TD	B,n

CERTIFICATE OF ANALYSIS

This report shall not be reproduced, except in full,
without the written consent of Pace Analytical Energy Services LLC.

Pace Analytical Energy Services LLC
220 William Pitt Way
Pittsburgh, PA 15238
Phone: (412) 826-5245
Fax: (412) 826-3433

ANALYTICAL RESULTS

Workorder: 19076 FORT SMITH, AR / 3437500P

Lab ID: **190760024** Date Received: 5/11/2016 11:15 Matrix: Bubble Strip

Sample ID: **MW-62R-201605** Date Collected: 5/3/2016 12:34

Parameters	Results	Units	PQL	MDL	DF	Analyzed	By	Qualifiers
RISK - MICR								
Analysis Desc: AM20GAX			Analytical Method: AM20GAX					
Hydrogen	**1.2**	nM	0.60	0.088	1	5/17/2016 03:22	TD	B,n

CERTIFICATE OF ANALYSIS

This report shall not be reproduced, except in full,
without the written consent of Pace Analytical Energy Services LLC.

Pace Analytical Energy Services LLC
220 William Pitt Way
Pittsburgh, PA 15238
Phone: (412) 826-5245
Fax: (412) 826-3433

ANALYTICAL RESULTS

Workorder: 19076 FORT SMITH, AR / 3437500P

Lab ID: **190760025** Date Received: 5/11/2016 11:15 Matrix: Bubble Strip

Sample ID: **MW-55R-201605** Date Collected: 5/3/2016 13:39

Parameters	Results	Units	PQL	MDL	DF	Analyzed	By	Qualifiers
RISK - MICR								
Analysis Desc: AM20GAX			Analytical Method: AM20GAX					
Hydrogen	**1.2**	nM	0.60	0.088	1	5/17/2016 03:34	TD	B,n

CERTIFICATE OF ANALYSIS

This report shall not be reproduced, except in full,
without the written consent of Pace Analytical Energy Services LLC.

Pace Analytical Energy Services LLC
220 William Pitt Way
Pittsburgh, PA 15238
Phone: (412) 826-5245
Fax: (412) 826-3433

ANALYTICAL RESULTS

Workorder: 19076 FORT SMITH, AR / 3437500P

Lab ID: **190760026** Date Received: 5/11/2016 11:15 Matrix: Bubble Strip

Sample ID: **MW-68-201605** Date Collected: 5/3/2016 14:06

Parameters	Results	Units	PQL	MDL	DF	Analyzed	By	Qualifiers
RISK - MICR								
Analysis Desc: AM20GAX		Analytical Method: AM20GAX						
Hydrogen	**0.82**	nM	0.60	0.088	1	5/17/2016 03:47	TD	B,n

CERTIFICATE OF ANALYSIS

This report shall not be reproduced, except in full,
without the written consent of Pace Analytical Energy Services LLC.

Pace Analytical Energy Services LLC
220 William Pitt Way
Pittsburgh, PA 15238
Phone: (412) 826-5245
Fax: (412) 826-3433

ANALYTICAL RESULTS

Workorder: 19076 FORT SMITH, AR / 3437500P

Lab ID: **190760027** Date Received: 5/11/2016 11:15 Matrix: Bubble Strip

Sample ID: **MW-71-201605** Date Collected: 5/3/2016 14:30

Parameters	Results	Units	PQL	MDL	DF	Analyzed	By	Qualifiers
RISK - MICR								
Analysis Desc: AM20GAX			Analytical Method: AM20GAX					
Hydrogen	**1.2**	nM	0.60	0.088	1	5/17/2016 03:59	TD	B,n

CERTIFICATE OF ANALYSIS

This report shall not be reproduced, except in full,
without the written consent of Pace Analytical Energy Services LLC.

Pace Analytical Energy Services LLC
220 William Pitt Way
Pittsburgh, PA 15238
Phone: (412) 826-5245
Fax: (412) 826-3433

ANALYTICAL RESULTS

Workorder: 19076 FORT SMITH, AR / 3437500P

Lab ID: **190760028** Date Received: 5/11/2016 11:15 Matrix: Bubble Strip
Sample ID: **RW-69-201605** Date Collected: 5/3/2016 14:49

Parameters	Results	Units	PQL	MDL	DF	Analyzed	By	Qualifiers
RISK - MICR								
Analysis Desc: AM20GAX		Analytical Method: AM20GAX						
Hydrogen	**0.92**	nM	0.60	0.088	1	5/17/2016 04:24	TD	B,n

CERTIFICATE OF ANALYSIS
This report shall not be reproduced, except in full,
without the written consent of Pace Analytical Energy Services LLC.

Pace Analytical Energy Services LLC
220 William Pitt Way
Pittsburgh, PA 15238
Phone: (412) 826-5245
Fax: (412) 826-3433

ANALYTICAL RESULTS

Workorder: 19076 FORT SMITH, AR / 3437500P

Lab ID: **190760029** Date Received: 5/11/2016 11:15 Matrix: Bubble Strip

Sample ID: **MW-39R-201605** Date Collected: 5/3/2016 15:23

Parameters	Results	Units	PQL	MDL	DF	Analyzed	By	Qualifiers
RISK - MICR								
Analysis Desc: AM20GAX			Analytical Method: AM20GAX					
Hydrogen	**0.79**	nM	0.60	0.088	1	5/17/2016 04:11	TD	B,n

CERTIFICATE OF ANALYSIS

This report shall not be reproduced, except in full,
without the written consent of Pace Analytical Energy Services LLC.

Pace Analytical Energy Services LLC
220 William Pitt Way
Pittsburgh, PA 15238
Phone: (412) 826-5245
Fax: (412) 826-3433

ANALYTICAL RESULTS

Workorder: 19076 FORT SMITH, AR / 3437500P

Lab ID: **190760030** Date Received: 5/11/2016 11:15 Matrix: Bubble Strip

Sample ID: **MW-34R-201605** Date Collected: 5/3/2016 15:47

Parameters	Results	Units	PQL	MDL	DF	Analyzed	By	Qualifiers
RISK - MICR								
Analysis Desc: AM20GAX		Analytical Method: AM20GAX						
Hydrogen	**0.87**	nM	0.60	0.088	1	5/17/2016 04:36	TD	B,n

CERTIFICATE OF ANALYSIS

This report shall not be reproduced, except in full,
without the written consent of Pace Analytical Energy Services LLC.

Pace Analytical Energy Services LLC
220 William Pitt Way
Pittsburgh, PA 15238
Phone: (412) 826-5245
Fax: (412) 826-3433

ANALYTICAL RESULTS

Workorder: 19076 FORT SMITH, AR / 3437500P

Lab ID: **190760031** Date Received: 5/11/2016 11:15 Matrix: Bubble Strip
Sample ID: **MW-185-201605** Date Collected: 5/3/2016 16:21

Parameters	Results	Units	PQL	MDL	DF	Analyzed	By	Qualifiers
RISK - MICR								
Analysis Desc: AM20GAX			Analytical Method: AM20GAX					
Hydrogen	**0.76**	nM	0.60	0.088	1	5/17/2016 04:49	TD	B,n

CERTIFICATE OF ANALYSIS
This report shall not be reproduced, except in full,
without the written consent of Pace Analytical Energy Services LLC.

Pace Analytical Energy Services LLC
220 William Pitt Way
Pittsburgh, PA 15238
Phone: (412) 826-5245
Fax: (412) 826-3433

ANALYTICAL RESULTS

Workorder: 19076 FORT SMITH, AR / 3437500P

Lab ID: **190760032** Date Received: 5/11/2016 11:15 Matrix: Bubble Strip

Sample ID: **MW-192-201605** Date Collected: 5/3/2016 16:43

Parameters	Results	Units	PQL	MDL	DF	Analyzed	By	Qualifiers
RISK - MICR								
Analysis Desc: AM20GAX			Analytical Method: AM20GAX					
Hydrogen	**0.98**	nM	0.60	0.088	1	5/17/2016 05:01	TD	B,n

CERTIFICATE OF ANALYSIS

This report shall not be reproduced, except in full,
without the written consent of Pace Analytical Energy Services LLC.

Pace Analytical Energy Services LLC
220 William Pitt Way
Pittsburgh, PA 15238
Phone: (412) 826-5245
Fax: (412) 826-3433

ANALYTICAL RESULTS

Workorder: 19076 FORT SMITH, AR / 3437500P

Lab ID: **190760033** Date Received: 5/11/2016 11:15 Matrix: Bubble Strip

Sample ID: **MW-191-201605** Date Collected: 5/3/2016 17:10

Parameters	Results	Units	PQL	MDL	DF	Analyzed	By	Qualifiers
RISK - MICR								
Analysis Desc: AM20GAX		Analytical Method: AM20GAX						
Hydrogen	**0.77**	nM	0.60	0.088	1	5/17/2016 05:14	TD	B,n

CERTIFICATE OF ANALYSIS

This report shall not be reproduced, except in full,
without the written consent of Pace Analytical Energy Services LLC.

Pace Analytical Energy Services LLC
220 William Pitt Way
Pittsburgh, PA 15238
Phone: (412) 826-5245
Fax: (412) 826-3433

ANALYTICAL RESULTS

Workorder: 19076 FORT SMITH, AR / 3437500P

Lab ID: **190760034** Date Received: 5/11/2016 11:15 Matrix: Bubble Strip

Sample ID: **ITMW-20-201605** Date Collected: 5/3/2016 17:35

Parameters	Results	Units	PQL	MDL	DF	Analyzed	By	Qualifiers
RISK - MICR								
Analysis Desc: AM20GAX			Analytical Method: AM20GAX					
Hydrogen	**1.3**	nM	0.60	0.088	1	5/17/2016 05:51	TD	B,n

CERTIFICATE OF ANALYSIS

This report shall not be reproduced, except in full,
without the written consent of Pace Analytical Energy Services LLC.

Pace Analytical Energy Services LLC
220 William Pitt Way
Pittsburgh, PA 15238
Phone: (412) 826-5245
Fax: (412) 826-3433

ANALYTICAL RESULTS

Workorder: 19076 FORT SMITH, AR / 3437500P

Lab ID: **190760035** Date Received: 5/11/2016 11:15 Matrix: Bubble Strip

Sample ID: **MW-40R-201605** Date Collected: 5/4/2016 07:38

Parameters	Results	Units	PQL	MDL	DF	Analyzed	By	Qualifiers
RISK - MICR								
Analysis Desc: AM20GAX		Analytical Method: AM20GAX						
Hydrogen	**0.90**	nM	0.60	0.088	1	5/17/2016 06:04	TD	B,n

CERTIFICATE OF ANALYSIS

This report shall not be reproduced, except in full,
without the written consent of Pace Analytical Energy Services LLC.

Pace Analytical Energy Services LLC
220 William Pitt Way
Pittsburgh, PA 15238
Phone: (412) 826-5245
Fax: (412) 826-3433

ANALYTICAL RESULTS

Workorder: 19076 FORT SMITH, AR / 3437500P

Lab ID: **190760036** Date Received: 5/11/2016 11:15 Matrix: Bubble Strip

Sample ID: **IW-72-201605** Date Collected: 5/4/2016 07:59

Parameters	Results	Units	PQL	MDL	DF	Analyzed	By	Qualifiers
RISK - MICR								
Analysis Desc: AM20GAX			Analytical Method: AM20GAX					
Hydrogen	**2.7**	nM	0.60	0.088	1	5/17/2016 06:17	TD	B,n

CERTIFICATE OF ANALYSIS

This report shall not be reproduced, except in full,
without the written consent of Pace Analytical Energy Services LLC.

Pace Analytical Energy Services LLC
220 William Pitt Way
Pittsburgh, PA 15238
Phone: (412) 826-5245
Fax: (412) 826-3433

ANALYTICAL RESULTS QUALIFIERS

Workorder: 19076 FORT SMITH, AR / 3437500P

DEFINITIONS/QUALIFIERS

Disclaimer : The Pennsylvania Department of Environmental Protection (PADEP) has decided to no longer recognize analyses that do not produce data for primary compliance, for NELAP accreditation. The methods affected by this decision are AM20GAx, AM21G, SW846 7199 and AM4.02. The laboratory shall continue to administer the NELAP/TNI standard requirements in the performance of these methods.

MDL	Method Detection Limit. Can be used synonymously with LOD; Limit Of Detection.
PQL	Practical Quanitation Limit. Can be used synonymously with LOQ; Limit Of Quantitation.
ND	Not detected at or above reporting limit.
DF	Dilution Factor.
S	Surrogate.
RPD	Relative Percent Difference.
% Rec	Percent Recovery.
U	Indicates the compound was analyzed for, but not detected at or above the noted concentration.
J	Estimated concentration greater than the set method detection limit (MDL) and less than the set reporting limit (PQL).
n	The laboratory does not hold NELAP/TNI accreditation for this method or analyte.
B	The analyte was detected in the associated blank.

CERTIFICATE OF ANALYSIS
This report shall not be reproduced, except in full,
without the written consent of Pace Analytical Energy Services LLC.

Pace Analytical Energy Services LLC
220 William Pitt Way
Pittsburgh, PA 15238
Phone: (412) 826-5245
Fax: (412) 826-3433

QUALITY CONTROL DATA

Workorder: 19076 FORT SMITH, AR / 3437500P

QC Batch: DISG/5369 Analysis Method: AM20GAX

QC Batch Method: AM20GAX

Associated Lab Samples: 190760001, 190760002, 190760003

METHOD BLANK: 41957

Parameter	Units	Blank Result	Reporting Limit	Qualifiers
RISK				
Hydrogen	nM	<0.60	0.60	B,n

LABORATORY CONTROL SAMPLE & LCSD: 41958 41959

Parameter	Units	Spike Conc.	LCS Result	LCSD Result	LCS % Rec	LCSD % Rec	% Rec Limit	RPD	Max RPD	Qualifiers
RISK										
Hydrogen	nM	24	22	23	91	93	80-120	2.2	20	B,n

CERTIFICATE OF ANALYSIS

This report shall not be reproduced, except in full,
without the written consent of Pace Analytical Energy Services LLC.

Pace Analytical Energy Services LLC
220 William Pitt Way
Pittsburgh, PA 15238
Phone: (412) 826-5245
Fax: (412) 826-3433

QUALITY CONTROL DATA

Workorder: 19076 FORT SMITH, AR / 3437500P

QC Batch: DISG/5370 Analysis Method: AM20GAX

QC Batch Method: AM20GAX

Associated Lab Samples: 190760004, 190760005, 190760006, 190760007, 190760008, 190760009, 190760010, 190760011, 190760012, 190760013, 190760014, 190760015, 190760016, 190760017, 190760018, 190760019, 190760020, 190760022, 190760023

METHOD BLANK: 41960

Parameter	Units	Blank Result	Reporting Limit	Qualifiers
RISK				
Hydrogen	nM	<0.60	0.60	B,n

LABORATORY CONTROL SAMPLE & LCSD: 41961 41962

Parameter	Units	Spike Conc.	LCS Result	LCSD Result	LCS % Rec	LCSD % Rec	% Rec Limit	RPD	Max RPD	Qualifiers
RISK										
Hydrogen	nM	24	26	26	106	105	80-120	0.95	20	B,n

CERTIFICATE OF ANALYSIS
This report shall not be reproduced, except in full,
without the written consent of Pace Analytical Energy Services LLC.

Pace Analytical Energy Services LLC
220 William Pitt Way
Pittsburgh, PA 15238
Phone: (412) 826-5245
Fax: (412) 826-3433

QUALITY CONTROL DATA

Workorder: 19076 FORT SMITH, AR / 3437500P

QC Batch: DISG/5375 Analysis Method: AM20GAX

QC Batch Method: AM20GAX

Associated Lab Samples: 190760024, 190760025, 190760026, 190760027, 190760028, 190760029, 190760030, 190760031, 190760032, 190760033, 190760034, 190760035, 190760036

METHOD BLANK: 41995

Parameter	Units	Blank Result	Reporting Limit	Qualifiers
RISK				
Hydrogen	nM	<0.60	0.60	B,n

LABORATORY CONTROL SAMPLE & LCSD: 41996 41997

Parameter	Units	Spike Conc.	LCS Result	LCSD Result	LCS % Rec	LCSD % Rec	% Rec Limit	RPD	Max RPD	Qualifiers
RISK										
Hydrogen	nM	24	23	23	94	95	80-120	1.1	20	B,n

CERTIFICATE OF ANALYSIS
This report shall not be reproduced, except in full,
without the written consent of Pace Analytical Energy Services LLC.

Pace Analytical Energy Services LLC
220 William Pitt Way
Pittsburgh, PA 15238
Phone: (412) 826-5245
Fax: (412) 826-3433

QUALITY CONTROL DATA QUALIFIERS

Workorder: 19076 FORT SMITH, AR / 3437500P

QUALITY CONTROL PARAMETER QUALIFIERS

B	The analyte was detected in the associated blank.
n	The laboratory does not hold NELAP/TNI accreditation for this method or analyte.

CERTIFICATE OF ANALYSIS
This report shall not be reproduced, except in full,
without the written consent of Pace Analytical Energy Services LLC.

Pace Analytical Energy Services LLC
220 William Pitt Way
Pittsburgh, PA 15238
Phone: (412) 826-5245
Fax: (412) 826-3433

QUALITY CONTROL DATA CROSS REFERENCE TABLE

Workorder: 19076 FORT SMITH, AR / 3437500P

Lab ID	Sample ID	Prep Method	Prep Batch	Analysis Method	Analysis Batch
190760001	ITMW-4-201605			AM20GAX	DISG/5369
190760002	ITMW-9-201605			AM20GAX	DISG/5369
190760003	ITMW-10-201605			AM20GAX	DISG/5369
190760004	ITMW-6-201605			AM20GAX	DISG/5370
190760005	ITMW-7-201605			AM20GAX	DISG/5370
190760006	MW-29-201605			AM20GAX	DISG/5370
190760007	MW-26-201605			AM20GAX	DISG/5370
190760008	ITMW-21-201605			AM20GAX	DISG/5370
190760009	MW-186-201605			AM20GAX	DISG/5370
190760010	MW-187-201605			AM20GAX	DISG/5370
190760011	MW-188-201605			AM20GAX	DISG/5370
190760012	MW-182-201605			AM20GAX	DISG/5370
190760013	MW-189-201605			AM20GAX	DISG/5370
190760014	MW-190-201605			AM20GAX	DISG/5370
190760015	MW-67R-201605			AM20GAX	DISG/5370
190760016	MW-66-201605			AM20GAX	DISG/5370
190760017	MW-50R-201605			AM20GAX	DISG/5370
190760018	MW-60R-201605			AM20GAX	DISG/5370
190760019	MW-63R-201605			AM20GAX	DISG/5370
190760020	MW-46R-201605			AM20GAX	DISG/5370
190760022	MW-56R-201605			AM20GAX	DISG/5370
190760023	MW-57R-201605			AM20GAX	DISG/5370
190760024	MW-62R-201605			AM20GAX	DISG/5375
190760025	MW-55R-201605			AM20GAX	DISG/5375
190760026	MW-68-201605			AM20GAX	DISG/5375
190760027	MW-71-201605			AM20GAX	DISG/5375
190760028	RW-69-201605			AM20GAX	DISG/5375
190760029	MW-39R-201605			AM20GAX	DISG/5375
190760030	MW-34R-201605			AM20GAX	DISG/5375
190760031	MW-185-201605			AM20GAX	DISG/5375
190760032	MW-192-201605			AM20GAX	DISG/5375
190760033	MW-191-201605			AM20GAX	DISG/5375

CERTIFICATE OF ANALYSIS
This report shall not be reproduced, except in full,
without the written consent of Pace Analytical Energy Services LLC.

Pace Analytical Energy Services LLC
220 William Pitt Way
Pittsburgh, PA 15238
Phone: (412) 826-5245
Fax: (412) 826-3433

QUALITY CONTROL DATA CROSS REFERENCE TABLE

Workorder: 19076 FORT SMITH, AR / 3437500P

Lab ID	Sample ID	Prep Method	Prep Batch	Analysis Method	Analysis Batch
190760034	ITMW-20-201605			AM20GAX	DISG/5375
190760035	MW-40R-201605			AM20GAX	DISG/5375
190760036	IW-72-201605			AM20GAX	DISG/5375

CERTIFICATE OF ANALYSIS
This report shall not be reproduced, except in full,
without the written consent of Pace Analytical Energy Services LLC.

Pace Analytical™
www.pacelabs.com

19076

CHAIN-OF-CUSTODY / Analytical Request Document

The Chain-of-Custody is a LEGAL DOCUMENT. All relevant fields must be completed accurately.

Page: 1 of 8

Section A Required Client Information:		Section B Required Project Information:		Section C Invoice Information:	
Company:	Environ	Report To:	Wendy Stonestreet	Attention:	Tamara Gleason
Address:	7500 College Blvd., Ste. 925	Copy To:		Company Name:	Ramboll Environ
	Overland Park, KS 66210			Address:	250 Monroe Ave NW
Email To:	wstonestreet@environcorp.com	Purchase Order No.:		Pace Quote Reference:	
Phone: 913-553-5926	Fax:	Project Name:	Fort Smith, AR	Pace Project Manager:	Colleen Clyne
Requested Due Date/TAT:		Project Number:	3437500P	Pace Profile #:	7444, line 1

REGULATORY AGENCY

☐ NPDES ☐ GROUND WATER ☐ DRINKING WATER
☐ UST ☐ RCRA ☐ OTHER

Site Location STATE: AR

Section D Required Client Information

Valid Matrix Codes

MATRIX	CODE
DRINKING WATER	DW
WATER	WT
WASTE WATER	WW
PRODUCT	P
SOIL/SOLID	SL
OIL	OL
WIPE	WP
AIR	AR
OTHER	OT
TISSUE	TS-

SAMPLE ID (A-Z, 0-9 / ,-) Sample IDs MUST BE UNIQUE

Requested Analysis Filtered (Y/N)

ITEM #	SAMPLE ID	MATRIX CODE (see valid codes to left)	SAMPLE TYPE (G=GRAB C=COMP)	COLLECTED COMPOSITE START DATE	COLLECTED COMPOSITE START TIME	COLLECTED COMPOSITE END/GRAB DATE	COLLECTED COMPOSITE END/GRAB TIME	SAMPLE TEMP AT COLLECTION	# OF CONTAINERS	Preservatives: Unpreserved	H_2SO_4	HNO_3	HCl	NaOH	$Na_2S_2O_3$	Methanol	Other	Analysis Test (Y/N)	AM20 GAX Hydrogen	AM 21 GAX Volatile Fatty Acids	AM 20 GAX Methane,Ehtane,Ethene	AM 20 GAX Acetylene	Residual Chlorine (Y/N)	Pace Project No./ Lab I.D.
1	ITMW-4-201605	AR	G			05/02/16	1245		1	X									X				N	
2	ITMW-9-201605						1308			X									X				N	
3	ITMW-10-201605						1332			X									X				N	
4	ITMW-6-201605						1400			X									X				N	
5	ITMW-7-201605						1425			X									X				N	
6	MW-29-201605						1500			X									X				N	
7	MW-26-201605						1532			X									X				N	
8	ITMW-21-201605						1558			X									X				N	
9	MW-186-201605						1626			X									X				N	
10	MW-187-201605						1650			X									X				N	
11	MW-188-201605						1714			X									X				N	
12	MW-182-201605						1739			X									X				N	

ADDITIONAL COMMENTS	RELINQUISHED BY / AFFILIATION	DATE	TIME	ACCEPTED BY / AFFILIATION	DATE	TIME	SAMPLE CONDITIONS: Temp in °C	Received on Ice (Y/N)	Custody Sealed Cooler (Y/N)	Samples Intact (Y/N)
Level IV data package required				[illegible] / PAES	5.11.16	1115	n/a	n/a	[illegible]	

SAMPLER NAME AND SIGNATURE

PRINT Name of SAMPLER: Tamara House-Knight

SIGNATURE of SAMPLER: Tamara R. House-Knight DATE Signed (MM/DD/YY): 05/09/16

*Important Note: By signing this form you are accepting Pace's NET 30 day payment terms and agreeing to late charges of 1.5% per month for any invoices not paid within 30 days.

F-ALL-Q-020rev.07, 15-Feb-2007

Pace Analytical™ www.pacelabs.com

19076

CHAIN-OF-CUSTODY / Analytical Request Document

The Chain-of-Custody is a LEGAL DOCUMENT. All relevant fields must be completed accurately.

Section A Required Client Information:

Company:	Environ
Address:	7500 College Blvd., Ste. 925
	Overland Park, KS 66210
Email To:	wstonestreet@environcorp.com
Phone: 913-553-5926	Fax:
Requested Due Date/TAT:	

Section B Required Project Information:

Report To:	Wendy Stonestreet
Copy To:	
Purchase Order No.:	
Project Name:	Fort Smith, AR
Project Number:	3437500P

Section C Invoice Information:

Attention:	Tamara Gleason
Company Name:	Ramboll Environ
Address:	
Pace Quote Reference:	
Pace Project Manager:	Colleen Clyne
Pace Profile #:	7444, line 1

REGULATORY AGENCY

☐ NPDES ☐ GROUND WATER ☐ DRINKING WATER

☐ UST ☐ RCRA ☐ OTHER _____

Site Location STATE: AR

Section D Required Client Information

SAMPLE ID (A-Z, 0-9 / ,-) Sample IDs MUST BE UNIQUE

Valid Matrix Codes

MATRIX	CODE
DRINKING WATER	DW
WATER	WT
WASTE WATER	WW
PRODUCT	P
SOIL/SOLID	SL
OIL	OL
WIPE	WP
AIR	AR
OTHER	OT
TISSUE	TS

Requested Analysis Filtered (Y/N)

ITEM #	SAMPLE ID	MATRIX CODE (see valid codes to left)	SAMPLE TYPE (G=GRAB C=COMP)	COLLECTED COMPOSITE START DATE	COLLECTED COMPOSITE START TIME	COLLECTED COMPOSITE END/GRAB DATE	COLLECTED COMPOSITE END/GRAB TIME	SAMPLE TEMP AT COLLECTION	# OF CONTAINERS	Preservatives: Unpreserved	H_2SO_4	HNO_3	HCl	NaOH	$Na_2S_2O_3$	Methanol	Other	Analysis Test Y/N	AM20 GAX Hydrogen	AM 21 GAX Volatile Fatty Acids	AM 20 GAX Methane,Ehtane,Ethene	AM 20 GAX Acetylene	Residual Chlorine (Y/N)	Pace Project No./ Lab I.D.
1	MW-189-201605	AR	G			05/04/16	1804		1	X								X	X				N	
2	MW-190-201605					↓	1823		1	X								X	X				N	
3	MW-67R-201605					05/05/16	0750		1	X								X	X				N	
4	MW-66-201605						0813		1	X								X	X				N	
5	MW-50R-201605						0934		1	X								X	X				N	
6	MW-60R-201605						0958		1	X								X	X				N	
7	MW-63R-201605						1022		1	X								X	X				N	
8	MW-46R-201605						1047		1	X								X	X				N	
9	MW-58R-201605						1112		1	X								X	X				N	
10	MW-56R-201605						1142		1	X								X	X				N	
11	MW-57R-201605						1203		1	X								X	X				N	
12	MW-62R-201605	↓	↓			↓	1234		1	X								X	X				N	

ADDITIONAL COMMENTS	RELINQUISHED BY / AFFILIATION	DATE	TIME	ACCEPTED BY / AFFILIATION	DATE	TIME	SAMPLE CONDITIONS			
Level IV data package required				Ladd / PACE	5.11.16	11:15	n/a	n/a	Y	

SAMPLER NAME AND SIGNATURE

PRINT Name of SAMPLER: Tamara Howe-Knight

SIGNATURE of SAMPLER: Tamara R. Howe-Knight DATE Signed (MM/DD/YY): 05/09/16

Temp in °C	Received on Ice (Y/N)	Custody Sealed Cooler (Y/N)	Samples Intact (Y/N)

*Important Note: By signing this form you are accepting Pace's NET 30 day payment terms and agreeing to late charges of 1.5% per month for any invoices not paid within 30 days.

Pace Analytical
www.pacelabs.com

19076

CHAIN-OF-CUSTODY / Analytical Request Document

The Chain-of-Custody is a LEGAL DOCUMENT. All relevant fields must be completed accurately.

Section A Required Client Information:

Company:	Environ
Address:	7500 College Blvd., Ste. 925
	Overland Park, KS 66210
Email To:	wstonestreet@environcorp.com
Phone: 913-553-5926	Fax:
Requested Due Date/TAT:	

Section B Required Project Information:

Report To:	Wendy Stonestreet
Copy To:	
Purchase Order No.:	
Project Name:	Fort Smith, AR
Project Number:	34375007

Section C Invoice Information:

Attention:	Tamara Gleason
Company Name:	Ramboll Environ
Address:	
Pace Quote Reference:	
Pace Project Manager:	Colleen Clyne
Pace Profile #:	7444, line 1

REGULATORY AGENCY

☐ NPDES ☐ GROUND WATER ☐ DRINKING WATER
☐ UST ☐ RCRA ☐ OTHER _____

Site Location STATE: AR

Section D Required Client Information

SAMPLE ID (A-Z, 0-9 / ,-) Sample IDs MUST BE UNIQUE

Valid Matrix Codes

MATRIX	CODE
DRINKING WATER	DW
WATER	WT
WASTE WATER	WW
PRODUCT	P
SOIL/SOLID	SL
OIL	OL
WIPE	WP
AIR	AR
OTHER	OT
TISSUE	TS

ITEM #	SAMPLE ID	MATRIX CODE (see valid codes to left)	SAMPLE TYPE (G=GRAB C=COMP)	COLLECTED COMPOSITE START DATE	COLLECTED COMPOSITE START TIME	COLLECTED COMPOSITE END/GRAB DATE	COLLECTED COMPOSITE END/GRAB TIME	SAMPLE TEMP AT COLLECTION	# OF CONTAINERS	Preservatives: Unpreserved	H_2SO_4	HNO_3	HCl	NaOH	$Na_2S_2O_3$	Methanol	Other	Analysis Test Y/N	AM20 GAX Hydrogen	AM21 GAX Volatile Fatty Acids	AM 21 GAX Methane, Ethane, Ethene	AM 20 GAX Methane, Ethane, Ethene	AM 20 GAX Acetylene	Residual Chlorine (Y/N)	Pace Project No./ Lab I.D.
1	MW-55R-201605	AR	G			05/03/16	1339		1	X								X	X					N	
2	MW-68-201605						1406		1	X								X						N	
3	MW-71-201605						1430		1	X								X						N	
4	RW-69-201605						1449		1	X								X						N	
5	MW-39R-201605						1523		1	X								X						N	
6	MW-34R-201605						1547		1	X								X						N	
7	MW-185-201605						1621		1	X								X						N	
8	MW-192-201605						1643		1	X								X						N	
9	MW-191-201605						1710		1	X								X						N	
10	ITMW-20-201605						1735		1	X								X						N	
11	MW-40R-201605					05/04/16	0738		1	X								X						N	
12	IW-72-201605						0759		1	X								X						N	

ADDITIONAL COMMENTS	RELINQUISHED BY / AFFILIATION	DATE	TIME	ACCEPTED BY / AFFILIATION	DATE	TIME	SAMPLE CONDITIONS			
Level IV data package required				LOG / PACE	5.11.16	11.15	n/a	n/a	Y	

SAMPLER NAME AND SIGNATURE

PRINT Name of SAMPLER: Tamara House-Knight

SIGNATURE of SAMPLER: Tamara R. House-Knight DATE Signed (MM/DD/YY): 05/09/16

Temp in °C	Received on Ice (Y/N)	Custody Sealed Cooler (Y/N)	Samples Intact (Y/N)

*Important Note: By signing this form you are accepting Pace's NET 30 day payment terms and agreeing to late charges of 1.5% per month for any invoices not paid within 30 days.

Pace Analytical Energy Services LLC
220 William Pitt Way
Pittsburgh, PA 15238
Phone: (412) 826-5245
Fax: (412) 826-3433

May 20, 2016

Colleen Clyne
Pace Analytical Services
9608 Loiret Blvd
Lenexa, KS 66219

RE: **FORT SMITH, AR / 3437500P**
Pace Workorder: 19077

Dear Colleen Clyne:

Enclosed are the analytical results for sample(s) received by the laboratory on Wednesday, May 11, 2016. Results reported herein conform to the most current NELAC standards, where applicable, unless otherwise narrated in the body of the report.

If you have any questions concerning this report, please feel free to contact me.

Sincerely,

Ruth Welsh 05/20/2016
Ruth.Welsh@pacelabs.com

Customer Service Representative

Enclosures

As a valued client we would appreciate your comments on our service.
Please email info@microseeps.com.

Total Number of Pages ____

CERTIFICATE OF ANALYSIS

This report shall not be reproduced, except in full,
without the written consent of Pace Analytical Energy Services LLC.

Pace Analytical Energy Services LLC
220 William Pitt Way
Pittsburgh, PA 15238
Phone: (412) 826-5245
Fax: (412) 826-3433

LABORATORY ACCREDITATIONS & CERTIFICATIONS

Accreditor:	Pennsylvania Department of Environmental Protection, Bureau of Laboratories
Accreditation ID:	02-00538
Scope:	NELAP Non-Potable Water and Solid & Hazardous Waste
Accreditor:	South Carolina Department of Health and Environmental Control, Office of Environmental Laboratory Certification
Accreditation ID:	89009003
Scope:	Clean Water Act (CWA); Resource Conservation and Recovery Act (RCRA)
Accreditor:	NELAP: New Jersey, Department of Environmental Protection
Accreditation ID:	PA026
Scope:	Non-Potable Water; Solid and Chemical Materials
Accreditor:	NELAP: New York, Department of Health Wadsworth Center
Accreditation ID:	11815
Scope:	Non-Potable Water; Solid and Hazardous Waste
Accreditor:	State of Connecticut, Department of Public Health, Division of Environmental Health
Accreditation ID:	PH-0263
Scope:	Clean Water Act (CWA) Resource Conservation and Recovery Act (RCRA)
Accreditor:	NELAP: Texas, Commission on Environmental Quality
Accreditation ID:	T104704453-09-TX
Scope:	Non-Potable Water
Accreditor:	State of New Hampshire
Accreditation ID:	299409
Scope:	Non-potable water
Accreditor:	State of Georgia
Accreditation ID:	Chapter 391-3-26
Scope:	As per the Georgia EPD Rules and Regulations for Commercial Laboratories, PAES is accredited by the Pennsylvania Department of Environmental Protection Bureau of Laboratories under the National Environmental Laboratory Approval Program (NELAC).

CERTIFICATE OF ANALYSIS
This report shall not be reproduced, except in full,
without the written consent of Pace Analytical Energy Services LLC.

Pace Analytical Energy Services LLC
220 William Pitt Way
Pittsburgh, PA 15238
Phone: (412) 826-5245
Fax: (412) 826-3433

SAMPLE SUMMARY

Workorder: 19077 FORT SMITH, AR / 3437500P

Lab ID	Sample ID	Matrix	Date Collected	Date Received
190770001	IW-74-201605	Bubble Strip	5/4/2016 08:19	5/11/2016 11:15
190770002	IW-73-201605	Bubble Strip	5/4/2016 08:37	5/11/2016 11:15
190770003	MW-41R-201605	Bubble Strip	5/4/2016 08:59	5/11/2016 11:15
190770004	MW-81-201605	Bubble Strip	5/4/2016 09:20	5/11/2016 11:15
190770005	IW-77-201605	Bubble Strip	5/4/2016 09:41	5/11/2016 11:15
190770006	IW-76-201605	Bubble Strip	5/4/2016 10:01	5/11/2016 11:15
190770007	IW-80-201605	Bubble Strip	5/4/2016 10:28	5/11/2016 11:15
190770008	MW-36R-201605	Bubble Strip	5/4/2016 10:49	5/11/2016 11:15
190770009	MW-35R-201605	Bubble Strip	5/4/2016 11:14	5/11/2016 11:15
190770010	MW-65-201605	Bubble Strip	5/4/2016 11:41	5/11/2016 11:15
190770011	MW-82-201605	Bubble Strip	5/4/2016 12:00	5/11/2016 11:15
190770012	MW-184-201605	Bubble Strip	5/4/2016 12:31	5/11/2016 11:15
190770013	MW-99-201605	Bubble Strip	5/4/2016 12:57	5/11/2016 11:15
190770014	MW-96-201605	Bubble Strip	5/4/2016 13:21	5/11/2016 11:15
190770015	MW-183-201605	Bubble Strip	5/4/2016 13:43	5/11/2016 11:15
190770016	MW-61R-201605	Bubble Strip	5/4/2016 14:11	5/11/2016 11:15
190770017	TMW-10-201605	Bubble Strip	5/4/2016 14:35	5/11/2016 11:15
190770018	TMW-11-201605	Bubble Strip	5/4/2016 14:55	5/11/2016 11:15
190770019	ITMW-13-201605	Bubble Strip	5/4/2016 15:54	5/11/2016 11:15
190770020	ITMW-14-201605	Bubble Strip	5/4/2016 16:15	5/11/2016 11:15
190770021	ITMW-12-201605	Bubble Strip	5/4/2016 16:35	5/11/2016 11:15
190770022	MW-22-201605	Bubble Strip	5/4/2016 16:59	5/11/2016 11:15
190770023	ITMW-1-201605	Bubble Strip	5/4/2016 17:21	5/11/2016 11:15
190770024	ITMW-2-201605	Bubble Strip	5/4/2016 17:43	5/11/2016 11:15
190770025	ITMW-11-201605	Bubble Strip	5/5/2016 07:19	5/11/2016 11:15
190770026	MW-38-201605	Bubble Strip	5/5/2016 07:38	5/11/2016 11:15
190770027	ITMW-15-201605	Bubble Strip	5/5/2016 08:07	5/11/2016 11:15
190770028	ITMW-19-201605	Bubble Strip	5/5/2016 08:24	5/11/2016 11:15
190770029	MW-95-201605	Bubble Strip	5/5/2016 09:05	5/11/2016 11:15
190770030	MW-94-201605	Bubble Strip	5/5/2016 09:27	5/11/2016 11:15
190770031	MW-93-201605	Bubble Strip	5/5/2016 09:47	5/11/2016 11:15
190770032	MW-172-201605	Bubble Strip	5/5/2016 10:36	5/11/2016 11:15
190770033	ITMW-18-201605	Bubble Strip	5/5/2016 10:16	5/11/2016 11:15
190770034	ITMW-17-201605	Bubble Strip	5/5/2016 11:00	5/11/2016 11:15
190770035	MW-92-201605	Bubble Strip	5/5/2016 11:19	5/11/2016 11:15

CERTIFICATE OF ANALYSIS

This report shall not be reproduced, except in full,
without the written consent of Pace Analytical Energy Services LLC.

Pace Analytical Energy Services LLC
220 William Pitt Way
Pittsburgh, PA 15238
Phone: (412) 826-5245
Fax: (412) 826-3433

SAMPLE SUMMARY

Workorder: 19077 FORT SMITH, AR / 3437500P

Lab ID	Sample ID	Matrix	Date Collected	Date Received
190770036	MW-87-201605	Bubble Strip	5/5/2016 12:13	5/11/2016 11:15
190770037	MW-91-201605	Bubble Strip	5/5/2016 12:35	5/11/2016 11:15
190770038	MW-89-201605	Bubble Strip	5/5/2016 12:58	5/11/2016 11:15
190770039	MW-88-201605	Bubble Strip	5/5/2016 13:21	5/11/2016 11:15
190770040	MW-28-201605	Bubble Strip	5/5/2016 13:45	5/11/2016 11:15
190770041	MW-27-201605	Bubble Strip	5/5/2016 14:07	5/11/2016 11:15
190770042	MW-23-201605	Bubble Strip	5/5/2016 14:29	5/11/2016 11:15
190770043	MW-84-201605	Bubble Strip	5/5/2016 14:48	5/11/2016 11:15
190770044	MW-24-201605	Bubble Strip	5/5/2016 15:08	5/11/2016 11:15
190770045	ITMW-16-201605	Bubble Strip	5/5/2016 15:29	5/11/2016 11:15
190770046	MW-83-201605	Bubble Strip	5/5/2016 15:52	5/11/2016 11:15
190770047	MW-85-201605	Bubble Strip	5/5/2016 16:12	5/11/2016 11:15
190770048	MW-25-201605	Bubble Strip	5/5/2016 16:30	5/11/2016 11:15
190770049	MW-86-201605	Bubble Strip	5/5/2016 16:47	5/11/2016 11:15

CERTIFICATE OF ANALYSIS

This report shall not be reproduced, except in full,
without the written consent of Pace Analytical Energy Services LLC.

Pace Analytical Energy Services LLC
220 William Pitt Way
Pittsburgh, PA 15238
Phone: (412) 826-5245
Fax: (412) 826-3433

PROJECT SUMMARY

Workorder: 19077 FORT SMITH, AR / 3437500P

Workorder Comments

The original analysis of the samples 19077 (0008-0011) was conducted within the procedural holdtime of 14 days from collection; method AM20GAx. Subsequent dilutions of the samples were conducted outside the assigned holding time period.

Because the bubble samples were collected using PAES procedure SM9, any affect to the vapor phase component concentrations due to the delay of the analysis is expected to be minimal.

CERTIFICATE OF ANALYSIS

This report shall not be reproduced, except in full,
without the written consent of Pace Analytical Energy Services LLC.

Pace Analytical Energy Services LLC
220 William Pitt Way
Pittsburgh, PA 15238
Phone: (412) 826-5245
Fax: (412) 826-3433

ANALYTICAL RESULTS

Workorder: 19077 FORT SMITH, AR / 3437500P

Lab ID: **190770001** Date Received: 5/11/2016 11:15 Matrix: Bubble Strip

Sample ID: **IW-74-201605** Date Collected: 5/4/2016 08:19

Parameters	Results	Units	PQL	MDL	DF	Analyzed	By	Qualifiers
RISK - MICR								
Analysis Desc: AM20GAX			Analytical Method: AM20GAX					
Hydrogen	**0.82**	nM	0.60	0.088	1	5/17/2016 06:29	TD	B,n

CERTIFICATE OF ANALYSIS

This report shall not be reproduced, except in full,
without the written consent of Pace Analytical Energy Services LLC.

Pace Analytical Energy Services LLC
220 William Pitt Way
Pittsburgh, PA 15238
Phone: (412) 826-5245
Fax: (412) 826-3433

ANALYTICAL RESULTS

Workorder: 19077 FORT SMITH, AR / 3437500P

Lab ID: **190770002** Date Received: 5/11/2016 11:15 Matrix: Bubble Strip
Sample ID: **IW-73-201605** Date Collected: 5/4/2016 08:37

Parameters	Results	Units	PQL	MDL	DF	Analyzed	By	Qualifiers
RISK - MICR								
Analysis Desc: AM20GAX			Analytical Method: AM20GAX					
Hydrogen	**10**	nM	0.60	0.088	1	5/17/2016 06:41	TD	B,n

CERTIFICATE OF ANALYSIS

This report shall not be reproduced, except in full,
without the written consent of Pace Analytical Energy Services LLC.

Pace Analytical Energy Services LLC
220 William Pitt Way
Pittsburgh, PA 15238
Phone: (412) 826-5245
Fax: (412) 826-3433

ANALYTICAL RESULTS

Workorder: 19077 FORT SMITH, AR / 3437500P

Lab ID: **190770003** Date Received: 5/11/2016 11:15 Matrix: Bubble Strip
Sample ID: **MW-41R-201605** Date Collected: 5/4/2016 08:59

Parameters	Results	Units	PQL	MDL	DF	Analyzed	By	Qualifiers
RISK - MICR								
Analysis Desc: AM20GAX		Analytical Method: AM20GAX						
Hydrogen	**0.89**	nM	0.60	0.088	1	5/17/2016 06:54	TD	B,n

CERTIFICATE OF ANALYSIS

This report shall not be reproduced, except in full,
without the written consent of Pace Analytical Energy Services LLC.

Pace Analytical Energy Services LLC
220 William Pitt Way
Pittsburgh, PA 15238
Phone: (412) 826-5245
Fax: (412) 826-3433

ANALYTICAL RESULTS

Workorder: 19077 FORT SMITH, AR / 3437500P

Lab ID: **190770004** Date Received: 5/11/2016 11:15 Matrix: Bubble Strip
Sample ID: **MW-81-201605** Date Collected: 5/4/2016 09:20

Parameters	Results	Units	PQL	MDL	DF	Analyzed	By	Qualifiers
RISK - MICR								
Analysis Desc: AM20GAX			Analytical Method: AM20GAX					
Hydrogen	**66**	nM	1.2	0.18	2	5/17/2016 07:18	TD	d,B,n

CERTIFICATE OF ANALYSIS
This report shall not be reproduced, except in full,
without the written consent of Pace Analytical Energy Services LLC.

Pace Analytical Energy Services LLC
220 William Pitt Way
Pittsburgh, PA 15238
Phone: (412) 826-5245
Fax: (412) 826-3433

ANALYTICAL RESULTS

Workorder: 19077 FORT SMITH, AR / 3437500P

Lab ID: **190770005** Date Received: 5/11/2016 11:15 Matrix: Bubble Strip
Sample ID: **IW-77-201605** Date Collected: 5/4/2016 09:41

Parameters	Results	Units	PQL	MDL	DF	Analyzed	By	Qualifiers
RISK - MICR								
Analysis Desc: AM20GAX			Analytical Method: AM20GAX					
Hydrogen	**42**	nM	0.60	0.088	1	5/17/2016 07:31	TD	B,n

CERTIFICATE OF ANALYSIS
This report shall not be reproduced, except in full,
without the written consent of Pace Analytical Energy Services LLC.

Pace Analytical Energy Services LLC
220 William Pitt Way
Pittsburgh, PA 15238
Phone: (412) 826-5245
Fax: (412) 826-3433

ANALYTICAL RESULTS

Workorder: 19077 FORT SMITH, AR / 3437500P

Lab ID: **190770006** Date Received: 5/11/2016 11:15 Matrix: Bubble Strip
Sample ID: **IW-76-201605** Date Collected: 5/4/2016 10:01

Parameters	Results	Units	PQL	MDL	DF	Analyzed	By	Qualifiers
RISK - MICR								
Analysis Desc: AM20GAX			Analytical Method: AM20GAX					
Hydrogen	**40**	nM	0.60	0.088	1	5/17/2016 07:43	TD	B,n

CERTIFICATE OF ANALYSIS
This report shall not be reproduced, except in full,
without the written consent of Pace Analytical Energy Services LLC.

Pace Analytical Energy Services LLC
220 William Pitt Way
Pittsburgh, PA 15238
Phone: (412) 826-5245
Fax: (412) 826-3433

ANALYTICAL RESULTS

Workorder: 19077 FORT SMITH, AR / 3437500P

Lab ID: **190770007** Date Received: 5/11/2016 11:15 Matrix: Bubble Strip
Sample ID: **IW-80-201605** Date Collected: 5/4/2016 10:28

Parameters	Results	Units	PQL	MDL	DF	Analyzed	By	Qualifiers
RISK - MICR								
Analysis Desc: AM20GAX			Analytical Method: AM20GAX					
Hydrogen	**16**	nM	0.60	0.088	1	5/17/2016 07:56	TD	B,n

CERTIFICATE OF ANALYSIS

This report shall not be reproduced, except in full,
without the written consent of Pace Analytical Energy Services LLC.

Pace Analytical Energy Services LLC
220 William Pitt Way
Pittsburgh, PA 15238
Phone: (412) 826-5245
Fax: (412) 826-3433

ANALYTICAL RESULTS

Workorder: 19077 FORT SMITH, AR / 3437500P

Lab ID: **190770008** Date Received: 5/11/2016 11:15 Matrix: Bubble Strip
Sample ID: **MW-36R-201605** Date Collected: 5/4/2016 10:49

Parameters	Results	Units	PQL	MDL	DF	Analyzed	By	Qualifiers
RISK - MICR								
Analysis Desc: AM20GAX	Analytical Method: AM20GAX							
Hydrogen	**17000**	nM	3000	440	5000	5/19/2016 09:22	GT	d,H1,B,n

Report ID: 19077 - 797995

CERTIFICATE OF ANALYSIS
This report shall not be reproduced, except in full,
without the written consent of Pace Analytical Energy Services LLC.

Pace Analytical Energy Services LLC
220 William Pitt Way
Pittsburgh, PA 15238
Phone: (412) 826-5245
Fax: (412) 826-3433

ANALYTICAL RESULTS

Workorder: 19077 FORT SMITH, AR / 3437500P

Lab ID: **190770009** Date Received: 5/11/2016 11:15 Matrix: Bubble Strip
Sample ID: **MW-35R-201605** Date Collected: 5/4/2016 11:14

Parameters	Results	Units	PQL	MDL	DF	Analyzed	By	Qualifiers
RISK - MICR								
Analysis Desc: AM20GAX			Analytical Method: AM20GAX					
Hydrogen	**3300**	nM	300	44	500	5/19/2016 10:07	GT	d,H1,B,n

CERTIFICATE OF ANALYSIS

This report shall not be reproduced, except in full,
without the written consent of Pace Analytical Energy Services LLC.

Pace Analytical Energy Services LLC
220 William Pitt Way
Pittsburgh, PA 15238
Phone: (412) 826-5245
Fax: (412) 826-3433

ANALYTICAL RESULTS

Workorder: 19077 FORT SMITH, AR / 3437500P

Lab ID: **190770010**
Sample ID: **MW-65-201605**

Date Received: 5/11/2016 11:15 Matrix: Bubble Strip
Date Collected: 5/4/2016 11:41

Parameters	Results	Units	PQL	MDL	DF	Analyzed	By	Qualifiers
RISK - MICR								
Analysis Desc: AM20GAX	Analytical Method: AM20GAX							
Hydrogen	650	nM	30	4.4	50	5/19/2016 11:06	GT	d,H1,B,n

Report ID: 19077 - 797995

CERTIFICATE OF ANALYSIS
This report shall not be reproduced, except in full,
without the written consent of Pace Analytical Energy Services LLC.

Pace Analytical Energy Services LLC
220 William Pitt Way
Pittsburgh, PA 15238
Phone: (412) 826-5245
Fax: (412) 826-3433

ANALYTICAL RESULTS

Workorder: 19077 FORT SMITH, AR / 3437500P

Lab ID: **190770011** Date Received: 5/11/2016 11:15 Matrix: Bubble Strip
Sample ID: **MW-82-201605** Date Collected: 5/4/2016 12:00

Parameters	Results	Units	PQL	MDL	DF	Analyzed	By	Qualifiers
RISK - MICR								
Analysis Desc: AM20GAX		Analytical Method: AM20GAX						
Hydrogen	**55**	nM	1.2	0.18	2	5/19/2016 12:24	GT	d,H1,B,n

CERTIFICATE OF ANALYSIS
This report shall not be reproduced, except in full,
without the written consent of Pace Analytical Energy Services LLC.

Pace Analytical Energy Services LLC
220 William Pitt Way
Pittsburgh, PA 15238
Phone: (412) 826-5245
Fax: (412) 826-3433

ANALYTICAL RESULTS

Workorder: 19077 FORT SMITH, AR / 3437500P

Lab ID: **190770012** Date Received: 5/11/2016 11:15 Matrix: Bubble Strip
Sample ID: **MW-184-201605** Date Collected: 5/4/2016 12:31

Parameters	Results	Units	PQL	MDL	DF	Analyzed	By	Qualifiers
RISK - MICR								
Analysis Desc: AM20GAX			Analytical Method: AM20GAX					
Hydrogen	**6.0**	nM	0.60	0.088	1	5/17/2016 09:59	TD	B,n

CERTIFICATE OF ANALYSIS
This report shall not be reproduced, except in full,
without the written consent of Pace Analytical Energy Services LLC.

Pace Analytical Energy Services LLC
220 William Pitt Way
Pittsburgh, PA 15238
Phone: (412) 826-5245
Fax: (412) 826-3433

ANALYTICAL RESULTS

Workorder: 19077 FORT SMITH, AR / 3437500P

Lab ID: **190770013** Date Received: 5/11/2016 11:15 Matrix: Bubble Strip

Sample ID: **MW-99-201605** Date Collected: 5/4/2016 12:57

Parameters	Results	Units	PQL	MDL	DF	Analyzed	By	Qualifiers
RISK - MICR								
Analysis Desc: AM20GAX			Analytical Method: AM20GAX					
Hydrogen	**0.92**	nM	0.60	0.088	1	5/17/2016 10:11	TD	B,n

CERTIFICATE OF ANALYSIS
This report shall not be reproduced, except in full,
without the written consent of Pace Analytical Energy Services LLC.

Pace Analytical Energy Services LLC
220 William Pitt Way
Pittsburgh, PA 15238
Phone: (412) 826-5245
Fax: (412) 826-3433

ANALYTICAL RESULTS

Workorder: 19077 FORT SMITH, AR / 3437500P

Lab ID: **190770014** Date Received: 5/11/2016 11:15 Matrix: Bubble Strip

Sample ID: **MW-96-201605** Date Collected: 5/4/2016 13:21

Parameters	Results	Units	PQL	MDL	DF	Analyzed	By	Qualifiers
RISK - MICR								
Analysis Desc: AM20GAX			Analytical Method: AM20GAX					
Hydrogen	**1.0**	nM	0.60	0.088	1	5/17/2016 10:23	TD	B,n

CERTIFICATE OF ANALYSIS

This report shall not be reproduced, except in full,
without the written consent of Pace Analytical Energy Services LLC.

Pace Analytical Energy Services LLC
220 William Pitt Way
Pittsburgh, PA 15238
Phone: (412) 826-5245
Fax: (412) 826-3433

ANALYTICAL RESULTS

Workorder: 19077 FORT SMITH, AR / 3437500P

Lab ID: **190770015** Date Received: 5/11/2016 11:15 Matrix: Bubble Strip

Sample ID: **MW-183-201605** Date Collected: 5/4/2016 13:43

Parameters	Results	Units	PQL	MDL	DF	Analyzed	By	Qualifiers
RISK - MICR								
Analysis Desc: AM20GAX			Analytical Method: AM20GAX					
Hydrogen	**1.4**	nM	0.60	0.088	1	5/17/2016 10:36	TD	B,n

CERTIFICATE OF ANALYSIS

This report shall not be reproduced, except in full,
without the written consent of Pace Analytical Energy Services LLC.

Pace Analytical Energy Services LLC
220 William Pitt Way
Pittsburgh, PA 15238
Phone: (412) 826-5245
Fax: (412) 826-3433

ANALYTICAL RESULTS

Workorder: 19077 FORT SMITH, AR / 3437500P

Lab ID: **190770016** Date Received: 5/11/2016 11:15 Matrix: Bubble Strip

Sample ID: **MW-61R-201605** Date Collected: 5/4/2016 14:11

Parameters	Results	Units	PQL	MDL	DF	Analyzed	By	Qualifiers
RISK - MICR								
Analysis Desc: AM20GAX			Analytical Method: AM20GAX					
Hydrogen	**1.1**	nM	0.60	0.088	1	5/17/2016 10:49	TD	B,n

CERTIFICATE OF ANALYSIS

This report shall not be reproduced, except in full,
without the written consent of Pace Analytical Energy Services LLC.

Pace Analytical Energy Services LLC
220 William Pitt Way
Pittsburgh, PA 15238
Phone: (412) 826-5245
Fax: (412) 826-3433

ANALYTICAL RESULTS

Workorder: 19077 FORT SMITH, AR / 3437500P

Lab ID: **190770017** Date Received: 5/11/2016 11:15 Matrix: Bubble Strip
Sample ID: **TMW-10-201605** Date Collected: 5/4/2016 14:35

Parameters	Results	Units	PQL	MDL	DF	Analyzed	By	Qualifiers
RISK - MICR								
Analysis Desc: AM20GAX			Analytical Method: AM20GAX					
Hydrogen	**0.95**	nM	0.60	0.088	1	5/17/2016 11:02	TD	B,n

CERTIFICATE OF ANALYSIS
This report shall not be reproduced, except in full,
without the written consent of Pace Analytical Energy Services LLC.

Pace Analytical Energy Services LLC
220 William Pitt Way
Pittsburgh, PA 15238
Phone: (412) 826-5245
Fax: (412) 826-3433

ANALYTICAL RESULTS

Workorder: 19077 FORT SMITH, AR / 3437500P

Lab ID: **190770018** Date Received: 5/11/2016 11:15 Matrix: Bubble Strip

Sample ID: **TMW-11-201605** Date Collected: 5/4/2016 14:55

Parameters	Results	Units	PQL	MDL	DF	Analyzed	By	Qualifiers
RISK - MICR								
Analysis Desc: AM20GAX			Analytical Method: AM20GAX					
Hydrogen	**1.2**	nM	0.60	0.088	1	5/17/2016 11:38	TD	B,n

CERTIFICATE OF ANALYSIS

This report shall not be reproduced, except in full,
without the written consent of Pace Analytical Energy Services LLC.

Pace Analytical Energy Services LLC
220 William Pitt Way
Pittsburgh, PA 15238
Phone: (412) 826-5245
Fax: (412) 826-3433

ANALYTICAL RESULTS

Workorder: 19077 FORT SMITH, AR / 3437500P

Lab ID: **190770019** Date Received: 5/11/2016 11:15 Matrix: Bubble Strip

Sample ID: **ITMW-13-201605** Date Collected: 5/4/2016 15:54

Parameters	Results	Units	PQL	MDL	DF	Analyzed	By	Qualifiers
RISK - MICR								
Analysis Desc: AM20GAX			Analytical Method: AM20GAX					
Hydrogen	1.1	nM	0.60	0.088	1	5/17/2016 11:51	TD	B,n

CERTIFICATE OF ANALYSIS

This report shall not be reproduced, except in full,
without the written consent of Pace Analytical Energy Services LLC.

Pace Analytical Energy Services LLC
220 William Pitt Way
Pittsburgh, PA 15238
Phone: (412) 826-5245
Fax: (412) 826-3433

ANALYTICAL RESULTS

Workorder: 19077 FORT SMITH, AR / 3437500P

Lab ID: **190770020** Date Received: 5/11/2016 11:15 Matrix: Bubble Strip

Sample ID: **ITMW-14-201605** Date Collected: 5/4/2016 16:15

Parameters	Results	Units	PQL	MDL	DF	Analyzed	By	Qualifiers
RISK - MICR								
Analysis Desc: AM20GAX			Analytical Method: AM20GAX					
Hydrogen	**1.0**	nM	0.60	0.088	1	5/17/2016 12:03	TD	B,n

CERTIFICATE OF ANALYSIS

This report shall not be reproduced, except in full,
without the written consent of Pace Analytical Energy Services LLC.

Pace Analytical Energy Services LLC
220 William Pitt Way
Pittsburgh, PA 15238
Phone: (412) 826-5245
Fax: (412) 826-3433

ANALYTICAL RESULTS

Workorder: 19077 FORT SMITH, AR / 3437500P

Lab ID: **190770021** Date Received: 5/11/2016 11:15 Matrix: Bubble Strip

Sample ID: **ITMW-12-201605** Date Collected: 5/4/2016 16:35

Parameters	Results	Units	PQL	MDL	DF	Analyzed	By	Qualifiers
RISK - MICR								
Analysis Desc: AM20GAX			Analytical Method: AM20GAX					
Hydrogen	**0.94**	nM	0.60	0.088	1	5/17/2016 12:15	TD	B,n

CERTIFICATE OF ANALYSIS

This report shall not be reproduced, except in full,
without the written consent of Pace Analytical Energy Services LLC.

Pace Analytical Energy Services LLC
220 William Pitt Way
Pittsburgh, PA 15238
Phone: (412) 826-5245
Fax: (412) 826-3433

ANALYTICAL RESULTS

Workorder: 19077 FORT SMITH, AR / 3437500P

Lab ID: **190770022** Date Received: 5/11/2016 11:15 Matrix: Bubble Strip

Sample ID: **MW-22-201605** Date Collected: 5/4/2016 16:59

Parameters	Results	Units	PQL	MDL	DF	Analyzed	By	Qualifiers
RISK - MICR								
Analysis Desc: AM20GAX			Analytical Method: AM20GAX					
Hydrogen	**1.0**	nM	0.60	0.088	1	5/17/2016 12:27	TD	B,n

CERTIFICATE OF ANALYSIS

This report shall not be reproduced, except in full,
without the written consent of Pace Analytical Energy Services LLC.

Pace Analytical Energy Services LLC
220 William Pitt Way
Pittsburgh, PA 15238
Phone: (412) 826-5245
Fax: (412) 826-3433

ANALYTICAL RESULTS

Workorder: 19077 FORT SMITH, AR / 3437500P

Lab ID: **190770023** Date Received: 5/11/2016 11:15 Matrix: Bubble Strip

Sample ID: **ITMW-1-201605** Date Collected: 5/4/2016 17:21

Parameters	Results	Units	PQL	MDL	DF	Analyzed	By	Qualifiers
RISK - MICR								
Analysis Desc: AM20GAX			Analytical Method: AM20GAX					
Hydrogen	**0.95**	nM	0.60	0.088	1	5/17/2016 12:40	TD	B,n

CERTIFICATE OF ANALYSIS

This report shall not be reproduced, except in full,
without the written consent of Pace Analytical Energy Services LLC.

Pace Analytical Energy Services LLC
220 William Pitt Way
Pittsburgh, PA 15238
Phone: (412) 826-5245
Fax: (412) 826-3433

ANALYTICAL RESULTS

Workorder: 19077 FORT SMITH, AR / 3437500P

Lab ID: **190770024** Date Received: 5/11/2016 11:15 Matrix: Bubble Strip

Sample ID: **ITMW-2-201605** Date Collected: 5/4/2016 17:43

Parameters	Results	Units	PQL	MDL	DF	Analyzed	By	Qualifiers
RISK - MICR								
Analysis Desc: AM20GAX			Analytical Method: AM20GAX					
Hydrogen	**1.4**	nM	0.60	0.088	1	5/17/2016 12:52	TD	B,n

CERTIFICATE OF ANALYSIS

This report shall not be reproduced, except in full,
without the written consent of Pace Analytical Energy Services LLC.

Pace Analytical Energy Services LLC
220 William Pitt Way
Pittsburgh, PA 15238
Phone: (412) 826-5245
Fax: (412) 826-3433

ANALYTICAL RESULTS

Workorder: 19077 FORT SMITH, AR / 3437500P

Lab ID: **190770025** Date Received: 5/11/2016 11:15 Matrix: Bubble Strip

Sample ID: **ITMW-11-201605** Date Collected: 5/5/2016 07:19

Parameters	Results	Units	PQL	MDL	DF	Analyzed	By	Qualifiers
RISK - MICR								
Analysis Desc: AM20GAX			Analytical Method: AM20GAX					
Hydrogen	**2.0**	nM	0.60	0.088	1	5/18/2016 09:09	GT	n

CERTIFICATE OF ANALYSIS

This report shall not be reproduced, except in full,
without the written consent of Pace Analytical Energy Services LLC.

Pace Analytical Energy Services LLC
220 William Pitt Way
Pittsburgh, PA 15238
Phone: (412) 826-5245
Fax: (412) 826-3433

ANALYTICAL RESULTS

Workorder: 19077 FORT SMITH, AR / 3437500P

Lab ID: **190770026** Date Received: 5/11/2016 11:15 Matrix: Bubble Strip
Sample ID: **MW-38-201605** Date Collected: 5/5/2016 07:38

Parameters	Results	Units	PQL	MDL	DF	Analyzed	By	Qualifiers
RISK - MICR								
Analysis Desc: AM20GAX			Analytical Method: AM20GAX					
Hydrogen	**0.82**	nM	0.60	0.088	1	5/18/2016 09:24	GT	n

CERTIFICATE OF ANALYSIS

This report shall not be reproduced, except in full,
without the written consent of Pace Analytical Energy Services LLC.

Pace Analytical Energy Services LLC
220 William Pitt Way
Pittsburgh, PA 15238
Phone: (412) 826-5245
Fax: (412) 826-3433

ANALYTICAL RESULTS

Workorder: 19077 FORT SMITH, AR / 3437500P

Lab ID: **190770027** Date Received: 5/11/2016 11:15 Matrix: Bubble Strip

Sample ID: **ITMW-15-201605** Date Collected: 5/5/2016 08:07

Parameters	Results	Units	PQL	MDL	DF	Analyzed	By	Qualifiers
RISK - MICR								
Analysis Desc: AM20GAX			Analytical Method: AM20GAX					
Hydrogen	**36**	nM	0.60	0.088	1	5/18/2016 09:44	GT	n

CERTIFICATE OF ANALYSIS

This report shall not be reproduced, except in full,
without the written consent of Pace Analytical Energy Services LLC.

Pace Analytical Energy Services LLC
220 William Pitt Way
Pittsburgh, PA 15238
Phone: (412) 826-5245
Fax: (412) 826-3433

ANALYTICAL RESULTS

Workorder: 19077 FORT SMITH, AR / 3437500P

Lab ID: **190770028** Date Received: 5/11/2016 11:15 Matrix: Bubble Strip
Sample ID: **ITMW-19-201605** Date Collected: 5/5/2016 08:24

Parameters	Results	Units	PQL	MDL	DF	Analyzed	By	Qualifiers
RISK - MICR								
Analysis Desc: AM20GAX			Analytical Method: AM20GAX					
Hydrogen	**680**	nM	30	4.4	50	5/19/2016 10:45	GT	d,B,n

CERTIFICATE OF ANALYSIS

This report shall not be reproduced, except in full,
without the written consent of Pace Analytical Energy Services LLC.

Pace Analytical Energy Services LLC
220 William Pitt Way
Pittsburgh, PA 15238
Phone: (412) 826-5245
Fax: (412) 826-3433

ANALYTICAL RESULTS

Workorder: 19077 FORT SMITH, AR / 3437500P

Lab ID: **190770029** Date Received: 5/11/2016 11:15 Matrix: Bubble Strip

Sample ID: **MW-95-201605** Date Collected: 5/5/2016 09:05

Parameters	Results	Units	PQL	MDL	DF	Analyzed	By	Qualifiers
RISK - MICR								
Analysis Desc: AM20GAX			Analytical Method: AM20GAX					
Hydrogen	**28**	nM	0.60	0.088	1	5/18/2016 10:12	GT	n

CERTIFICATE OF ANALYSIS

This report shall not be reproduced, except in full,
without the written consent of Pace Analytical Energy Services LLC.

Pace Analytical Energy Services LLC
220 William Pitt Way
Pittsburgh, PA 15238
Phone: (412) 826-5245
Fax: (412) 826-3433

ANALYTICAL RESULTS

Workorder: 19077 FORT SMITH, AR / 3437500P

Lab ID: **190770030** Date Received: 5/11/2016 11:15 Matrix: Bubble Strip
Sample ID: **MW-94-201605** Date Collected: 5/5/2016 09:27

Parameters	Results	Units	PQL	MDL	DF	Analyzed	By	Qualifiers
RISK - MICR								
Analysis Desc: AM20GAX			Analytical Method: AM20GAX					
Hydrogen	**7.8**	nM	0.60	0.088	1	5/18/2016 10:24	GT	n

CERTIFICATE OF ANALYSIS

This report shall not be reproduced, except in full,
without the written consent of Pace Analytical Energy Services LLC.

Pace Analytical Energy Services LLC
220 William Pitt Way
Pittsburgh, PA 15238
Phone: (412) 826-5245
Fax: (412) 826-3433

ANALYTICAL RESULTS

Workorder: 19077 FORT SMITH, AR / 3437500P

Lab ID: **190770031** Date Received: 5/11/2016 11:15 Matrix: Bubble Strip

Sample ID: **MW-93-201605** Date Collected: 5/5/2016 09:47

Parameters	Results	Units	PQL	MDL	DF	Analyzed	By	Qualifiers
RISK - MICR								
Analysis Desc: AM20GAX			Analytical Method: AM20GAX					
Hydrogen	**1.0**	nM	0.60	0.088	1	5/18/2016 10:37	GT	n

CERTIFICATE OF ANALYSIS

This report shall not be reproduced, except in full,
without the written consent of Pace Analytical Energy Services LLC.

Pace Analytical Energy Services LLC
220 William Pitt Way
Pittsburgh, PA 15238
Phone: (412) 826-5245
Fax: (412) 826-3433

ANALYTICAL RESULTS

Workorder: 19077 FORT SMITH, AR / 3437500P

Lab ID: **190770032** Date Received: 5/11/2016 11:15 Matrix: Bubble Strip

Sample ID: **MW-172-201605** Date Collected: 5/5/2016 10:36

Parameters	Results	Units	PQL	MDL	DF	Analyzed	By	Qualifiers
RISK - MICR								
Analysis Desc: AM20GAX			Analytical Method: AM20GAX					
Hydrogen	**5.6**	nM	0.60	0.088	1	5/18/2016 10:49	GT	n

CERTIFICATE OF ANALYSIS

This report shall not be reproduced, except in full,
without the written consent of Pace Analytical Energy Services LLC.

Pace Analytical Energy Services LLC
220 William Pitt Way
Pittsburgh, PA 15238
Phone: (412) 826-5245
Fax: (412) 826-3433

ANALYTICAL RESULTS

Workorder: 19077 FORT SMITH, AR / 3437500P

Lab ID: **190770033** Date Received: 5/11/2016 11:15 Matrix: Bubble Strip
Sample ID: **ITMW-18-201605** Date Collected: 5/5/2016 10:16

Parameters	Results	Units	PQL	MDL	DF	Analyzed	By	Qualifiers
RISK - MICR								
Analysis Desc: AM20GAX			Analytical Method: AM20GAX					
Hydrogen	**8.9**	nM	0.60	0.088	1	5/18/2016 11:01	GT	n

CERTIFICATE OF ANALYSIS
This report shall not be reproduced, except in full,
without the written consent of Pace Analytical Energy Services LLC.

Pace Analytical Energy Services LLC
220 William Pitt Way
Pittsburgh, PA 15238
Phone: (412) 826-5245
Fax: (412) 826-3433

ANALYTICAL RESULTS

Workorder: 19077 FORT SMITH, AR / 3437500P

Lab ID: **190770034** Date Received: 5/11/2016 11:15 Matrix: Bubble Strip
Sample ID: **ITMW-17-201605** Date Collected: 5/5/2016 11:00

Parameters	Results	Units	PQL	MDL	DF	Analyzed	By	Qualifiers
RISK - MICR								
Analysis Desc: AM20GAX			Analytical Method: AM20GAX					
Hydrogen	22	nM	0.60	0.088	1	5/18/2016 11:16	GT	n

CERTIFICATE OF ANALYSIS

This report shall not be reproduced, except in full,
without the written consent of Pace Analytical Energy Services LLC.

Pace Analytical Energy Services LLC
220 William Pitt Way
Pittsburgh, PA 15238
Phone: (412) 826-5245
Fax: (412) 826-3433

ANALYTICAL RESULTS

Workorder: 19077 FORT SMITH, AR / 3437500P

Lab ID: **190770035** Date Received: 5/11/2016 11:15 Matrix: Bubble Strip
Sample ID: **MW-92-201605** Date Collected: 5/5/2016 11:19

Parameters	Results	Units	PQL	MDL	DF	Analyzed	By	Qualifiers
RISK - MICR								
Analysis Desc: AM20GAX			Analytical Method: AM20GAX					
Hydrogen	**1.6**	nM	0.60	0.088	1	5/18/2016 11:37	GT	n

CERTIFICATE OF ANALYSIS

This report shall not be reproduced, except in full,
without the written consent of Pace Analytical Energy Services LLC.

Pace Analytical Energy Services LLC
220 William Pitt Way
Pittsburgh, PA 15238
Phone: (412) 826-5245
Fax: (412) 826-3433

ANALYTICAL RESULTS

Workorder: 19077 FORT SMITH, AR / 3437500P

Lab ID: **190770036** Date Received: 5/11/2016 11:15 Matrix: Bubble Strip

Sample ID: **MW-87-201605** Date Collected: 5/5/2016 12:13

Parameters	Results	Units	PQL	MDL	DF	Analyzed	By	Qualifiers
RISK - MICR								
Analysis Desc: AM20GAX			Analytical Method: AM20GAX					
Hydrogen	**4.2**	nM	0.60	0.088	1	5/18/2016 11:49	GT	n

CERTIFICATE OF ANALYSIS

This report shall not be reproduced, except in full,
without the written consent of Pace Analytical Energy Services LLC.

Pace Analytical Energy Services LLC
220 William Pitt Way
Pittsburgh, PA 15238
Phone: (412) 826-5245
Fax: (412) 826-3433

ANALYTICAL RESULTS

Workorder: 19077 FORT SMITH, AR / 3437500P

Lab ID: **190770037** Date Received: 5/11/2016 11:15 Matrix: Bubble Strip
Sample ID: **MW-91-201605** Date Collected: 5/5/2016 12:35

Parameters	Results	Units	PQL	MDL	DF	Analyzed	By	Qualifiers
RISK - MICR								
Analysis Desc: AM20GAX			Analytical Method: AM20GAX					
Hydrogen	**0.96**	nM	0.60	0.088	1	5/18/2016 12:02	GT	n

CERTIFICATE OF ANALYSIS
This report shall not be reproduced, except in full,
without the written consent of Pace Analytical Energy Services LLC.

Pace Analytical Energy Services LLC
220 William Pitt Way
Pittsburgh, PA 15238
Phone: (412) 826-5245
Fax: (412) 826-3433

ANALYTICAL RESULTS

Workorder: 19077 FORT SMITH, AR / 3437500P

Lab ID: **190770038** Date Received: 5/11/2016 11:15 Matrix: Bubble Strip

Sample ID: **MW-89-201605** Date Collected: 5/5/2016 12:58

Parameters	Results	Units	PQL	MDL	DF	Analyzed	By	Qualifiers
RISK - MICR								
Analysis Desc: AM20GAX			Analytical Method: AM20GAX					
Hydrogen	**0.94**	nM	0.60	0.088	1	5/18/2016 14:09	GT	B,n

CERTIFICATE OF ANALYSIS

This report shall not be reproduced, except in full,
without the written consent of Pace Analytical Energy Services LLC.

Pace Analytical Energy Services LLC
220 William Pitt Way
Pittsburgh, PA 15238
Phone: (412) 826-5245
Fax: (412) 826-3433

ANALYTICAL RESULTS

Workorder: 19077 FORT SMITH, AR / 3437500P

Lab ID: **190770039** Date Received: 5/11/2016 11:15 Matrix: Bubble Strip

Sample ID: **MW-88-201605** Date Collected: 5/5/2016 13:21

Parameters	Results	Units	PQL	MDL	DF	Analyzed	By	Qualifiers
RISK - MICR								
Analysis Desc: AM20GAX			Analytical Method: AM20GAX					
Hydrogen	1.1	nM	0.60	0.088	1	5/18/2016 12:15	GT	n

CERTIFICATE OF ANALYSIS

This report shall not be reproduced, except in full,
without the written consent of Pace Analytical Energy Services LLC.

Pace Analytical Energy Services LLC
220 William Pitt Way
Pittsburgh, PA 15238
Phone: (412) 826-5245
Fax: (412) 826-3433

ANALYTICAL RESULTS

Workorder: 19077 FORT SMITH, AR / 3437500P

Lab ID: **190770040** Date Received: 5/11/2016 11:15 Matrix: Bubble Strip

Sample ID: **MW-28-201605** Date Collected: 5/5/2016 13:45

Parameters	Results	Units	PQL	MDL	DF	Analyzed	By	Qualifiers
RISK - MICR								
Analysis Desc: AM20GAX		Analytical Method: AM20GAX						
Hydrogen	**0.90**	nM	0.60	0.088	1	5/18/2016 12:27	GT	n

CERTIFICATE OF ANALYSIS

This report shall not be reproduced, except in full,
without the written consent of Pace Analytical Energy Services LLC.

Pace Analytical Energy Services LLC
220 William Pitt Way
Pittsburgh, PA 15238
Phone: (412) 826-5245
Fax: (412) 826-3433

ANALYTICAL RESULTS

Workorder: 19077 FORT SMITH, AR / 3437500P

Lab ID: **190770041** Date Received: 5/11/2016 11:15 Matrix: Bubble Strip

Sample ID: **MW-27-201605** Date Collected: 5/5/2016 14:07

Parameters	Results	Units	PQL	MDL	DF	Analyzed	By	Qualifiers
RISK - MICR								
Analysis Desc: AM20GAX			Analytical Method: AM20GAX					
Hydrogen	**0.75**	nM	0.60	0.088	1	5/18/2016 14:24	GT	B,n

CERTIFICATE OF ANALYSIS

This report shall not be reproduced, except in full,
without the written consent of Pace Analytical Energy Services LLC.

Pace Analytical Energy Services LLC
220 William Pitt Way
Pittsburgh, PA 15238
Phone: (412) 826-5245
Fax: (412) 826-3433

ANALYTICAL RESULTS

Workorder: 19077 FORT SMITH, AR / 3437500P

Lab ID: **190770042** Date Received: 5/11/2016 11:15 Matrix: Bubble Strip

Sample ID: **MW-23-201605** Date Collected: 5/5/2016 14:29

Parameters	Results	Units	PQL	MDL	DF	Analyzed	By	Qualifiers
RISK - MICR								
Analysis Desc: AM20GAX			Analytical Method: AM20GAX					
Hydrogen	48	nM	0.60	0.088	1	5/18/2016 14:37	GT	B,n

CERTIFICATE OF ANALYSIS

This report shall not be reproduced, except in full,
without the written consent of Pace Analytical Energy Services LLC.

Pace Analytical Energy Services LLC
220 William Pitt Way
Pittsburgh, PA 15238
Phone: (412) 826-5245
Fax: (412) 826-3433

ANALYTICAL RESULTS

Workorder: 19077 FORT SMITH, AR / 3437500P

Lab ID: **190770043** Date Received: 5/11/2016 11:15 Matrix: Bubble Strip
Sample ID: **MW-84-201605** Date Collected: 5/5/2016 14:48

Parameters	Results	Units	PQL	MDL	DF	Analyzed	By	Qualifiers
RISK - MICR								
Analysis Desc: AM20GAX			Analytical Method: AM20GAX					
Hydrogen	**270**	nM	30	4.4	50	5/19/2016 10:32	GT	d,B,n

CERTIFICATE OF ANALYSIS

This report shall not be reproduced, except in full,
without the written consent of Pace Analytical Energy Services LLC.

Pace Analytical Energy Services LLC
220 William Pitt Way
Pittsburgh, PA 15238
Phone: (412) 826-5245
Fax: (412) 826-3433

ANALYTICAL RESULTS

Workorder: 19077 FORT SMITH, AR / 3437500P

Lab ID: **190770044** Date Received: 5/11/2016 11:15 Matrix: Bubble Strip

Sample ID: **MW-24-201605** Date Collected: 5/5/2016 15:08

Parameters	Results	Units	PQL	MDL	DF	Analyzed	By	Qualifiers
RISK - MICR								
Analysis Desc: AM20GAX			Analytical Method: AM20GAX					
Hydrogen	**140**	nM	30	4.4	50	5/19/2016 10:20	GT	d,B,n

CERTIFICATE OF ANALYSIS

This report shall not be reproduced, except in full,
without the written consent of Pace Analytical Energy Services LLC.

Pace Analytical Energy Services LLC
220 William Pitt Way
Pittsburgh, PA 15238
Phone: (412) 826-5245
Fax: (412) 826-3433

ANALYTICAL RESULTS

Workorder: 19077 FORT SMITH, AR / 3437500P

Lab ID: **190770045** Date Received: 5/11/2016 11:15 Matrix: Bubble Strip

Sample ID: **ITMW-16-201605** Date Collected: 5/5/2016 15:29

Parameters	Results	Units	PQL	MDL	DF	Analyzed	By	Qualifiers
RISK - MICR								
Analysis Desc: AM20GAX			Analytical Method: AM20GAX					
Hydrogen	**12**	nM	0.60	0.088	1	5/18/2016 15:14	GT	B,n

CERTIFICATE OF ANALYSIS

This report shall not be reproduced, except in full,
without the written consent of Pace Analytical Energy Services LLC.

Pace Analytical Energy Services LLC
220 William Pitt Way
Pittsburgh, PA 15238
Phone: (412) 826-5245
Fax: (412) 826-3433

ANALYTICAL RESULTS

Workorder: 19077 FORT SMITH, AR / 3437500P

Lab ID: **190770046** Date Received: 5/11/2016 11:15 Matrix: Bubble Strip

Sample ID: **MW-83-201605** Date Collected: 5/5/2016 15:52

Parameters	Results	Units	PQL	MDL	DF	Analyzed	By	Qualifiers
RISK - MICR								
Analysis Desc: AM20GAX			Analytical Method: AM20GAX					
Hydrogen	**30**	nM	0.60	0.088	1	5/18/2016 15:28	GT	B,n

CERTIFICATE OF ANALYSIS

This report shall not be reproduced, except in full,
without the written consent of Pace Analytical Energy Services LLC.

Pace Analytical Energy Services LLC
220 William Pitt Way
Pittsburgh, PA 15238
Phone: (412) 826-5245
Fax: (412) 826-3433

ANALYTICAL RESULTS

Workorder: 19077 FORT SMITH, AR / 3437500P

Lab ID: **190770047** Date Received: 5/11/2016 11:15 Matrix: Bubble Strip
Sample ID: **MW-85-201605** Date Collected: 5/5/2016 16:12

Parameters	Results	Units	PQL	MDL	DF	Analyzed	By	Qualifiers
RISK - MICR								
Analysis Desc: AM20GAX			Analytical Method: AM20GAX					
Hydrogen	**24**	nM	0.60	0.088	1	5/18/2016 15:42	GT	B,n

CERTIFICATE OF ANALYSIS

This report shall not be reproduced, except in full,
without the written consent of Pace Analytical Energy Services LLC.

Pace Analytical Energy Services LLC
220 William Pitt Way
Pittsburgh, PA 15238
Phone: (412) 826-5245
Fax: (412) 826-3433

ANALYTICAL RESULTS

Workorder: 19077 FORT SMITH, AR / 3437500P

Lab ID: **190770048** Date Received: 5/11/2016 11:15 Matrix: Bubble Strip

Sample ID: **MW-25-201605** Date Collected: 5/5/2016 16:30

Parameters	Results	Units	PQL	MDL	DF	Analyzed	By	Qualifiers
RISK - MICR								
Analysis Desc: AM20GAX			Analytical Method: AM20GAX					
Hydrogen	**56**	nM	0.60	0.088	1	5/18/2016 16:00	GT	B,n

CERTIFICATE OF ANALYSIS
This report shall not be reproduced, except in full,
without the written consent of Pace Analytical Energy Services LLC.

Pace Analytical Energy Services LLC
220 William Pitt Way
Pittsburgh, PA 15238
Phone: (412) 826-5245
Fax: (412) 826-3433

ANALYTICAL RESULTS

Workorder: 19077 FORT SMITH, AR / 3437500P

Lab ID: **190770049** Date Received: 5/11/2016 11:15 Matrix: Bubble Strip

Sample ID: **MW-86-201605** Date Collected: 5/5/2016 16:47

Parameters	Results	Units	PQL	MDL	DF	Analyzed	By	Qualifiers
RISK - MICR								
Analysis Desc: AM20GAX			Analytical Method: AM20GAX					
Hydrogen	**480**	nM	30	4.4	50	5/19/2016 09:09	GT	d,B,n

CERTIFICATE OF ANALYSIS

This report shall not be reproduced, except in full,
without the written consent of Pace Analytical Energy Services LLC.

Pace Analytical Energy Services LLC
220 William Pitt Way
Pittsburgh, PA 15238
Phone: (412) 826-5245
Fax: (412) 826-3433

ANALYTICAL RESULTS QUALIFIERS

Workorder: 19077 FORT SMITH, AR / 3437500P

DEFINITIONS/QUALIFIERS

Disclaimer : The Pennsylvania Department of Environmental Protection (PADEP) has decided to no longer recognize analyses that do not produce data for primary compliance, for NELAP accreditation. The methods affected by this decision are AM20GAx, AM21G, SW846 7199 and AM4.02. The laboratory shall continue to administer the NELAP/TNI standard requirements in the performance of these methods.

MDL	Method Detection Limit. Can be used synonymously with LOD; Limit Of Detection.
PQL	Practical Quanitation Limit. Can be used synonymously with LOQ; Limit Of Quantitation.
ND	Not detected at or above reporting limit.
DF	Dilution Factor.
S	Surrogate.
RPD	Relative Percent Difference.
% Rec	Percent Recovery.
U	Indicates the compound was analyzed for, but not detected at or above the noted concentration.
J	Estimated concentration greater than the set method detection limit (MDL) and less than the set reporting limit (PQL).
n	The laboratory does not hold NELAP/TNI accreditation for this method or analyte.
H1	The sample was prepared or the analysis was conducted outside the method specific holding time.
B	The analyte was detected in the associated blank.
d	The analyte concentration was determined from a dilution.

CERTIFICATE OF ANALYSIS
This report shall not be reproduced, except in full,
without the written consent of Pace Analytical Energy Services LLC.

Pace Analytical Energy Services LLC
220 William Pitt Way
Pittsburgh, PA 15238
Phone: (412) 826-5245
Fax: (412) 826-3433

QUALITY CONTROL DATA

Workorder: 19077 FORT SMITH, AR / 3437500P

QC Batch: DISG/5375 Analysis Method: AM20GAX

QC Batch Method: AM20GAX

Associated Lab Samples: 190770001, 190770002, 190770003, 190770004, 190770005, 190770006, 190770007

METHOD BLANK: 41995

Parameter	Units	Blank Result	Reporting Limit	Qualifiers
RISK				
Hydrogen	nM	<0.60	0.60	B,n

LABORATORY CONTROL SAMPLE & LCSD: 41996 41997

Parameter	Units	Spike Conc.	LCS Result	LCSD Result	LCS % Rec	LCSD % Rec	% Rec Limit	RPD	Max RPD	Qualifiers
RISK										
Hydrogen	nM	24	23	23	94	95	80-120	1.1	20	B,n

CERTIFICATE OF ANALYSIS

This report shall not be reproduced, except in full,
without the written consent of Pace Analytical Energy Services LLC.

Pace Analytical Energy Services LLC
220 William Pitt Way
Pittsburgh, PA 15238
Phone: (412) 826-5245
Fax: (412) 826-3433

QUALITY CONTROL DATA

Workorder: 19077 FORT SMITH, AR / 3437500P

QC Batch: DISG/5378 Analysis Method: AM20GAX

QC Batch Method: AM20GAX

Associated Lab Samples: 190770012, 190770013, 190770014, 190770015, 190770016, 190770017, 190770018, 190770019, 190770020, 190770021, 190770022, 190770023, 190770024

METHOD BLANK: 42004

Parameter	Units	Blank Result	Reporting Limit	Qualifiers
RISK				
Hydrogen	nM	<0.60	0.60	B,n

LABORATORY CONTROL SAMPLE & LCSD: 42005 42006

Parameter	Units	Spike Conc.	LCS Result	LCSD Result	LCS % Rec	LCSD % Rec	% Rec Limit	RPD	Max RPD	Qualifiers
RISK										
Hydrogen	nM	24	26	26	105	106	80-120	0.95	20	B,n

CERTIFICATE OF ANALYSIS

This report shall not be reproduced, except in full,
without the written consent of Pace Analytical Energy Services LLC.

Pace Analytical Energy Services LLC
220 William Pitt Way
Pittsburgh, PA 15238
Phone: (412) 826-5245
Fax: (412) 826-3433

QUALITY CONTROL DATA

Workorder: 19077 FORT SMITH, AR / 3437500P

QC Batch: DISG/5379 Analysis Method: AM20GAX

QC Batch Method: AM20GAX

Associated Lab Samples: 190770025, 190770026, 190770027, 190770029, 190770030, 190770031, 190770032, 190770033, 190770034, 190770035, 190770036, 190770037, 190770039, 190770040

METHOD BLANK: 42013

Parameter	Units	Blank Result	Reporting Limit	Qualifiers
RISK				
Hydrogen	nM	<0.60	0.60	n

LABORATORY CONTROL SAMPLE & LCSD: 42014 42015

Parameter	Units	Spike Conc.	LCS Result	LCSD Result	LCS % Rec	LCSD % Rec	% Rec Limit	RPD	Max RPD	Qualifiers
RISK										
Hydrogen	nM	24	24	24	100	101	80-120	1	20	n

CERTIFICATE OF ANALYSIS
This report shall not be reproduced, except in full,
without the written consent of Pace Analytical Energy Services LLC.

Pace Analytical Energy Services LLC
220 William Pitt Way
Pittsburgh, PA 15238
Phone: (412) 826-5245
Fax: (412) 826-3433

QUALITY CONTROL DATA

Workorder: 19077 FORT SMITH, AR / 3437500P

QC Batch: DISG/5382 Analysis Method: AM20GAX

QC Batch Method: AM20GAX

Associated Lab Samples: 190770038, 190770041, 190770042, 190770045, 190770046, 190770047, 190770048

METHOD BLANK: 42027

Parameter	Units	Blank Result	Reporting Limit	Qualifiers
RISK				
Hydrogen	nM	<0.60	0.60	B,n

LABORATORY CONTROL SAMPLE & LCSD: 42028 42029

Parameter	Units	Spike Conc.	LCS Result	LCSD Result	LCS % Rec	LCSD % Rec	% Rec Limit	RPD	Max RPD	Qualifiers
RISK										
Hydrogen	nM	24	26	26	105	105	80-120	0	20	B,n

CERTIFICATE OF ANALYSIS

This report shall not be reproduced, except in full,
without the written consent of Pace Analytical Energy Services LLC.

Pace Analytical Energy Services LLC
220 William Pitt Way
Pittsburgh, PA 15238
Phone: (412) 826-5245
Fax: (412) 826-3433

QUALITY CONTROL DATA

Workorder: 19077 FORT SMITH, AR / 3437500P

QC Batch: DISG/5385 Analysis Method: AM20GAX

QC Batch Method: AM20GAX

Associated Lab Samples: 190770008, 190770009, 190770010, 190770011, 190770028, 190770043, 190770044, 190770049

METHOD BLANK: 42044

Parameter	Units	Blank Result	Reporting Limit	Qualifiers
RISK				
Hydrogen	nM	<0.60	0.60	B,n

LABORATORY CONTROL SAMPLE & LCSD: 42045 42046

Parameter	Units	Spike Conc.	LCS Result	LCSD Result	LCS % Rec	LCSD % Rec	% Rec Limit	RPD	Max RPD	Qualifiers
RISK										
Hydrogen	nM	24	24	24	98	97	80-120	1	20	B,n

CERTIFICATE OF ANALYSIS

This report shall not be reproduced, except in full,
without the written consent of Pace Analytical Energy Services LLC.

Pace Analytical Energy Services LLC
220 William Pitt Way
Pittsburgh, PA 15238
Phone: (412) 826-5245
Fax: (412) 826-3433

QUALITY CONTROL DATA QUALIFIERS

Workorder: 19077 FORT SMITH, AR / 3437500P

QUALITY CONTROL PARAMETER QUALIFIERS

B	The analyte was detected in the associated blank.
n	The laboratory does not hold NELAP/TNI accreditation for this method or analyte.

CERTIFICATE OF ANALYSIS
This report shall not be reproduced, except in full,
without the written consent of Pace Analytical Energy Services LLC.

Pace Analytical Energy Services LLC
220 William Pitt Way
Pittsburgh, PA 15238
Phone: (412) 826-5245
Fax: (412) 826-3433

QUALITY CONTROL DATA CROSS REFERENCE TABLE

Workorder: 19077 FORT SMITH, AR / 3437500P

Lab ID	Sample ID	Prep Method	Prep Batch	Analysis Method	Analysis Batch
190770001	IW-74-201605			AM20GAX	DISG/5375
190770002	IW-73-201605			AM20GAX	DISG/5375
190770003	MW-41R-201605			AM20GAX	DISG/5375
190770004	MW-81-201605			AM20GAX	DISG/5375
190770005	IW-77-201605			AM20GAX	DISG/5375
190770006	IW-76-201605			AM20GAX	DISG/5375
190770007	IW-80-201605			AM20GAX	DISG/5375
190770012	MW-184-201605			AM20GAX	DISG/5378
190770013	MW-99-201605			AM20GAX	DISG/5378
190770014	MW-96-201605			AM20GAX	DISG/5378
190770015	MW-183-201605			AM20GAX	DISG/5378
190770016	MW-61R-201605			AM20GAX	DISG/5378
190770017	TMW-10-201605			AM20GAX	DISG/5378
190770018	TMW-11-201605			AM20GAX	DISG/5378
190770019	ITMW-13-201605			AM20GAX	DISG/5378
190770020	ITMW-14-201605			AM20GAX	DISG/5378
190770021	ITMW-12-201605			AM20GAX	DISG/5378
190770022	MW-22-201605			AM20GAX	DISG/5378
190770023	ITMW-1-201605			AM20GAX	DISG/5378
190770024	ITMW-2-201605			AM20GAX	DISG/5378
190770025	ITMW-11-201605			AM20GAX	DISG/5379
190770026	MW-38-201605			AM20GAX	DISG/5379
190770027	ITMW-15-201605			AM20GAX	DISG/5379
190770029	MW-95-201605			AM20GAX	DISG/5379
190770030	MW-94-201605			AM20GAX	DISG/5379
190770031	MW-93-201605			AM20GAX	DISG/5379
190770032	MW-172-201605			AM20GAX	DISG/5379
190770033	ITMW-18-201605			AM20GAX	DISG/5379
190770034	ITMW-17-201605			AM20GAX	DISG/5379
190770035	MW-92-201605			AM20GAX	DISG/5379
190770036	MW-87-201605			AM20GAX	DISG/5379
190770037	MW-91-201605			AM20GAX	DISG/5379

CERTIFICATE OF ANALYSIS
This report shall not be reproduced, except in full,
without the written consent of Pace Analytical Energy Services LLC.

Pace Analytical Energy Services LLC
220 William Pitt Way
Pittsburgh, PA 15238
Phone: (412) 826-5245
Fax: (412) 826-3433

QUALITY CONTROL DATA CROSS REFERENCE TABLE

Workorder: 19077 FORT SMITH, AR / 3437500P

Lab ID	Sample ID	Prep Method	Prep Batch	Analysis Method	Analysis Batch
190770039	MW-88-201605			AM20GAX	DISG/5379
190770040	MW-28-201605			AM20GAX	DISG/5379
190770038	MW-89-201605			AM20GAX	DISG/5382
190770041	MW-27-201605			AM20GAX	DISG/5382
190770042	MW-23-201605			AM20GAX	DISG/5382
190770045	ITMW-16-201605			AM20GAX	DISG/5382
190770046	MW-83-201605			AM20GAX	DISG/5382
190770047	MW-85-201605			AM20GAX	DISG/5382
190770048	MW-25-201605			AM20GAX	DISG/5382
190770008	MW-36R-201605			AM20GAX	DISG/5385
190770009	MW-35R-201605			AM20GAX	DISG/5385
190770010	MW-65-201605			AM20GAX	DISG/5385
190770011	MW-82-201605			AM20GAX	DISG/5385
190770028	ITMW-19-201605			AM20GAX	DISG/5385
190770043	MW-84-201605			AM20GAX	DISG/5385
190770044	MW-24-201605			AM20GAX	DISG/5385
190770049	MW-86-201605			AM20GAX	DISG/5385

CERTIFICATE OF ANALYSIS

This report shall not be reproduced, except in full,
without the written consent of Pace Analytical Energy Services LLC.

Pace Analytical™
www.pacelabs.com

19077

CHAIN-OF-CUSTODY / Analytical Request Document

The Chain-of-Custody is a LEGAL DOCUMENT. All relevant fields must be completed accurately.

Page: 4 of 8

Section A Required Client Information:

Company:	Environ
Address:	7500 College Blvd., Ste. 925
	Overland Park, KS 66210
Email To:	wstonestreet@environcorp.com
Phone: 913-553-5926	Fax:
Requested Due Date/TAT:	

Section B Required Project Information:

Report To:	Wendy Stonestreet
Copy To:	
Purchase Order No.:	
Project Name:	Fort Smith, AR
Project Number:	343850OP

Section C Invoice Information:

Attention:	Tamara Gleason
Company Name:	Ramboll Environ
Address:	
Pace Quote Reference:	
Pace Project Manager:	Colleen Clyne
Pace Profile #:	7444, line 1

REGULATORY AGENCY

☐ NPDES ☐ GROUND WATER ☐ DRINKING WATER

☐ UST ☐ RCRA ☐ OTHER _____

Site Location STATE: AR

Section D Required Client Information

SAMPLE ID
(A-Z, 0-9 / ,-)
Sample IDs MUST BE UNIQUE

Valid Matrix Codes

MATRIX	CODE
DRINKING WATER	DW
WATER	WT
WASTE WATER	WW
PRODUCT	P
SOIL/SOLID	SL
OIL	OL
WIPE	WP
AIR	AR
OTHER	OT
TISSUE	TS

ITEM #	SAMPLE ID	MATRIX CODE (see valid codes to left)	SAMPLE TYPE (G=GRAB C=COMP)	COLLECTED COMPOSITE START DATE	COLLECTED COMPOSITE START TIME	COLLECTED COMPOSITE END/GRAB DATE	COLLECTED COMPOSITE END/GRAB TIME	SAMPLE TEMP AT COLLECTION	# OF CONTAINERS	Preservatives: Unpreserved	H_2SO_4	HNO_3	HCl	NaOH	$Na_2S_2O_3$	Methanol	Other	Analysis Test Y/N	AM20 GAX Hydrogen	AM 21 GAX Volatile Fatty Acids	AM 20 GAX Methane,Ehtane,Ethene	AM 20 GAX Acetylene	Residual Chlorine (Y/N)	Pace Project No./ Lab I.D.
1	IW-74-201605	AR	G			05/04/16	0819		1	X								X					N	
2	IW-73-201605						0837		1	X								X					N	
3	MW-41R-201605						0859		1	X								X					N	
4	MW-81-201605						0920		1	X								X					N	
5	IW-77-201605						0941		1	X								X					N	
6	IW-76-201605						1001		1	X								X					N	
7	IW-80-201605						1028		1	X								X					N	
8	MW-36R-201605						1049		1	X								X					N	
9	MW-35R-201605						1114		1	X								X					N	
10	MW-65-201605						1141		1	X								X					N	
11	MW-82-201605						1200		1	X								X					N	
12	MW-184-201605						1231		1	X								X					N	

ADDITIONAL COMMENTS	RELINQUISHED BY / AFFILIATION	DATE	TIME	ACCEPTED BY / AFFILIATION	DATE	TIME	SAMPLE CONDITIONS			
Level IV data package required				[signature] / PACE	5/11/16	11:15	n/a	n/a	Y	

SAMPLER NAME AND SIGNATURE

PRINT Name of SAMPLER: Tamara House-Knight

SIGNATURE of SAMPLER: Tamara R. House-Knight DATE Signed (MM/DD/YY): 05/09/16

Temp in °C	Received on Ice (Y/N)	Custody Sealed Cooler (Y/N)	Samples Intact (Y/N)

*Important Note: By signing this form you are accepting Pace's NET 30 day payment terms and agreeing to late charges of 1.5% per month for any invoices not paid within 30 days.

Pace Analytical™
www.pacelabs.com

19077

CHAIN-OF-CUSTODY / Analytical Request Document

The Chain-of-Custody is a LEGAL DOCUMENT. All relevant fields must be completed accurately.

Section A Required Client Information:		Section B Required Project Information:		Section C Invoice Information:	
Company:	Environ	Report To:	Wendy Stonestreet	Attention:	Tamara Gleason
Address:	7500 College Blvd., Ste. 925	Copy To:		Company Name:	Ramboll Environ
	Overland Park, KS 66210			Address:	
Email To:	wstonestreet@environcorp.com	Purchase Order No.:		Pace Quote Reference:	
Phone:	913-553-5926 Fax:	Project Name:	Fort Smith, AR	Pace Project Manager:	Colleen Clyne
Requested Due Date/TAT:		Project Number:	34375007	Pace Profile #:	7444, line 1

REGULATORY AGENCY: ☐ NPDES ☐ GROUND WATER ☐ DRINKING WATER ☐ UST ☐ RCRA ☐ OTHER

Site Location STATE: AR

Section D Required Client Information

Valid Matrix Codes

MATRIX	CODE
DRINKING WATER	DW
WATER	WT
WASTE WATER	WW
PRODUCT	P
SOIL/SOLID	SL
OIL	OL
WIPE	WP
AIR	AR
OTHER	OT
TISSUE	TS

SAMPLE ID
(A-Z, 0-9 / ,-)
Sample IDs MUST BE UNIQUE

Requested Analysis Filtered (Y/N)

ITEM #	SAMPLE ID	MATRIX CODE (see valid codes to left)	SAMPLE TYPE (G=GRAB C=COMP)	COLLECTED COMPOSITE START DATE	COMPOSITE START TIME	COMPOSITE END/GRAB DATE	COMPOSITE END/GRAB TIME	SAMPLE TEMP AT COLLECTION	# OF CONTAINERS	Preservatives: Unpreserved	H_2SO_4	HNO_3	HCl	NaOH	$Na_2S_2O_3$	Methanol	Other	Analysis Test Y/N	AM20 GAX Hydrogen	AM 21 GAX Volatile Fatty Acids	AM 20 GAX Methane,Ehlane,Ethene	AM 20 GAX Acetylene	Residual Chlorine (Y/N)	Pace Project No./ Lab I.D.
1	MW-99-201605	AR	G			05/04/16	1257		1	X									X				N	
2	MW-96-201605						1321		1	X									X				N	
3	MW-183-201605						1343		1	X									X				N	
4	MW-61R-201605						1411		1	X									X				N	
5	TMW-10-201605						1435		1	X									X				N	
6	TMW-11-201605						1455		1	X									X				N	
7	ITMW-13-201605						1554		1	X									X				N	
8	ITMW-14-201605						1615		1	X									X				N	
9	ITMW-12-201605						1635		1	X									X				N	
10	MW-22-201605						1659		1	X									X				N	
11	ITMW-1-201605						1721		1	X									X				N	
12	ITMW-2-201605						1743		1	X									X				N	

ADDITIONAL COMMENTS	RELINQUISHED BY / AFFILIATION	DATE	TIME	ACCEPTED BY / AFFILIATION	DATE	TIME	SAMPLE CONDITIONS			
Level IV data package required				Leslie PACE	5.11.16	11:15	n/a	n/a	-Y	

SAMPLER NAME AND SIGNATURE

PRINT Name of SAMPLER: Tamara Horse-Knight

SIGNATURE of SAMPLER: Tamara R. Horse-Knight DATE Signed (MM/DD/YY): 05/09/16

Temp in °C	Received on Ice (Y/N)	Custody Sealed Cooler (Y/N)	Samples Intact (Y/N)

*Important Note: By signing this form you are accepting Pace's NET 30 day payment terms and agreeing to late charges of 1.5% per month for any invoices not paid within 30 days.

Pace Analytical™
www.pacelabs.com

19077

CHAIN-OF-CUSTODY / Analytical Request Document

The Chain-of-Custody is a LEGAL DOCUMENT. All relevant fields must be completed accurately.

Section A Required Client Information:

Company:	Environ
Address:	7500 College Blvd., Ste. 925
	Overland Park, KS 66210
Email To:	wstonestreet@environcorp.com
Phone: 913-553-5926	Fax:
Requested Due Date/TAT:	

Section B Required Project Information:

Report To:	Wendy Stonestreet
Copy To:	
Purchase Order No.:	
Project Name:	Fort Smith, AR
Project Number:	3437500P

Section C Invoice Information:

Attention:	Tamara Gleason
Company Name:	Ramboll Environ
Address:	
Pace Quote Reference:	
Pace Project Manager:	Colleen Clyne
Pace Profile #:	7444, line 1

REGULATORY AGENCY

☐ NPDES ☐ GROUND WATER ☐ DRINKING WATER
☐ UST ☐ RCRA ☐ OTHER

Site Location STATE: AR

Section D Required Client Information

SAMPLE ID (A-Z, 0-9 / ,-) Sample IDs MUST BE UNIQUE

Valid Matrix Codes

MATRIX	CODE
DRINKING WATER	DW
WATER	WT
WASTE WATER	WW
PRODUCT	P
SOIL/SOLID	SL
OIL	OL
WIPE	WP
AIR	AR
OTHER	OT
TISSUE	TS

ITEM #	SAMPLE ID	MATRIX CODE (see valid codes to left)	SAMPLE TYPE (G=GRAB C=COMP)	COLLECTED COMPOSITE START DATE	COLLECTED COMPOSITE START TIME	COLLECTED COMPOSITE END/GRAB DATE	COLLECTED COMPOSITE END/GRAB TIME	SAMPLE TEMP AT COLLECTION	# OF CONTAINERS	Preservatives: Unpreserved	H_2SO_4	HNO_3	HCl	NaOH	$Na_2S_2O_3$	Methanol	Other	Analysis Test Y/N	AM20 GAX Hydrogen	AM 21 GAX Volatile Fatty Acids	AM 20 GAX Methane,Ethane,Ethene	AM 20 GAX Acetylene	Residual Chlorine (Y/N)	Pace Project No./ Lab I.D.
1	ITMW-11-201605	AR	G			05/05/16	0719		1	X									X				N	
2	MW-38-201605						0738		1	X									X				N	
3	ITMW-15-201605						0807		1	X									X				N	
4	ITMW-19-201605						0824		1	X									X				N	
5	MW-95-201605						0905		1	X									X				N	
6	MW-94-201605						0927		1	X									X				N	
7	MW-93-201605						0947		1	X									X				N	
8	MW-172-201605						1036		1	X									X				N	
9	ITMW-18-201605						1016		1	X									X				N	
10	ITMW-17-201605						1100		1	X									X				N	
11	MW-92-201605						1119		1	X									X				N	
12	MW-87-201605						1213		1	X									X				N	

ADDITIONAL COMMENTS	RELINQUISHED BY / AFFILIATION	DATE	TIME	ACCEPTED BY / AFFILIATION	DATE	TIME	SAMPLE CONDITIONS: Temp in °C	Received on Ice (Y/N)	Custody Sealed Cooler (Y/N)	Samples Intact (Y/N)
Level IV data package required				[illegible] UPS	5.11.16	11:15	n/a	n/a	Y	

SAMPLER NAME AND SIGNATURE

PRINT Name of SAMPLER: Tamara House-Knight

SIGNATURE of SAMPLER: Tamara R. House-Knight DATE Signed (MM/DD/YY): 05/09/16

*Important Note: By signing this form you are accepting Pace's NET 30 day payment terms and agreeing to late charges of 1.5% per month for any invoices not paid within 30 days.

Pace Analytical™
www.pacelabs.com

19077

CHAIN-OF-CUSTODY / Analytical Request Document

The Chain-of-Custody is a LEGAL DOCUMENT. All relevant fields must be completed accurately.

Section A Required Client Information:

Company:	Environ
Address:	7500 College Blvd., Ste. 925
	Overland Park, KS 66210
Email To:	wstonestreet@environcorp.com
Phone: 913-553-5926	Fax:
Requested Due Date/TAT:	

Section B Required Project Information:

Report To:	Wendy Stonestreet
Copy To:	
Purchase Order No.:	
Project Name:	Fort Smith, AR
Project Number:	34375007

Section C Invoice Information:

Attention:	Tamara Gleason
Company Name:	Ramboll Environ
Address:	
Pace Quote Reference:	
Pace Project Manager:	Colleen Clyne
Pace Profile #:	7444, line 1

REGULATORY AGENCY

☐ NPDES ☐ GROUND WATER ☐ DRINKING WATER
☐ UST ☐ RCRA ☐ OTHER

Site Location STATE: AR

Section D Required Client Information

SAMPLE ID (A-Z, 0-9 / ,-) Sample IDs MUST BE UNIQUE

Valid Matrix Codes

MATRIX	CODE
DRINKING WATER	DW
WATER	WT
WASTE WATER	WW
PRODUCT	P
SOIL/SOLID	SL
OIL	OL
WIPE	WP
AIR	AR
OTHER	OT
TISSUE	TS

Requested Analysis Filtered (Y/N)

ITEM #	SAMPLE ID	MATRIX CODE (see valid codes to left)	SAMPLE TYPE (G=GRAB C=COMP)	COLLECTED COMPOSITE START DATE	COLLECTED COMPOSITE START TIME	COLLECTED COMPOSITE END/GRAB DATE	COLLECTED COMPOSITE END/GRAB TIME	SAMPLE TEMP AT COLLECTION	# OF CONTAINERS	Preservatives: Unpreserved	H_2SO_4	HNO_3	HCl	NaOH	$Na_2S_2O_3$	Methanol	Other	Analysis Test Y/N	AM20 GAX Hydrogen	AM 21 GAX Volatile Fatty Acids	AM 20 GAX Methane,Ethane,Ethene	AM 20 GAX Acetylene	Residual Chlorine (Y/N)	Pace Project No./ Lab I.D.
1	MW-91-201605	AR	G			05/05/16	1235		1	X								X	X				N	
2	MW-89-201605						1258		1	X								X	X				N	
3	MW-88-201605						1321		1	X								X	X				N	
4	MW-28-201605						1345		1	X								X	X				N	
5	MW-27-201605						1407		1	X								X	X				N	
6	MW-23-201605						1429		1	X								X	X				N	
7	MW-84-201605						1448		1	X								X	X				N	
8	MW-24-201605						1508		1	X								X	X				N	
9	ITMW-16-201605						1529		1	X								X	X				N	
10	MW-83-201605						1552		1	X								X	X				N	
11	MW-85-201605						1612		1	X								X	X				N	
12	MW-25-201605						1630		1	X								X	X				N	

ADDITIONAL COMMENTS	RELINQUISHED BY / AFFILIATION	DATE	TIME	ACCEPTED BY / AFFILIATION	DATE	TIME	SAMPLE CONDITIONS			
Level IV data package required				Lab / PACE	5/11/16	11:15	n/a	n/a	Y	

SAMPLER NAME AND SIGNATURE

PRINT Name of SAMPLER: Tamara Howse-Knight

SIGNATURE of SAMPLER: Tamara R. Howse-Knight DATE Signed (MM/DD/YY): 05/09/16

Temp in °C	Received on Ice (Y/N)	Custody Sealed Cooler (Y/N)	Samples Intact (Y/N)

*Important Note: By signing this form you are accepting Pace's NET 30 day payment terms and agreeing to late charges of 1.5% per month for any invoices not paid within 30 days.

Pace Analytical™
www.pacelabs.com

19077

CHAIN-OF-CUSTODY / Analytical Request Document

The Chain-of-Custody is a LEGAL DOCUMENT. All relevant fields must be completed accurately.

Page: 8 of 8

Section A Required Client Information:		Section B Required Project Information:		Section C Invoice Information:	
Company:	Environ	Report To:	Wendy Stonestreet	Attention:	Tamara Gleeson
Address:	7500 College Blvd., Ste. 925	Copy To:		Company Name:	Ramboll Environ
	Overland Park, KS 66210			Address:	
Email To:	wstonestreet@environcorp.com	Purchase Order No.:		Pace Quote Reference:	
Phone:	913-553-5926 Fax:	Project Name:	Fort Smith, AR	Pace Project Manager:	Colleen Clyne
Requested Due Date/TAT:		Project Number:	34375600P	Pace Profile #:	7444, line 1

REGULATORY AGENCY: ☐ NPDES ☐ GROUND WATER ☐ DRINKING WATER ☐ UST ☐ RCRA ☐ OTHER

Site Location STATE: AR

Requested Analysis Filtered (Y/N)

Section D Required Client Information

Valid Matrix Codes

MATRIX	CODE
DRINKING WATER	DW
WATER	WT
WASTE WATER	WW
PRODUCT	P
SOIL/SOLID	SL
OIL	OL
WIPE	WP
AIR	AR
OTHER	OT
TISSUE	TS

ITEM #	SAMPLE ID (A-Z, 0-9 / ,-) Sample IDs MUST BE UNIQUE	MATRIX CODE (see valid codes to left)	SAMPLE TYPE (G=GRAB C=COMP)	COLLECTED COMPOSITE START DATE	COLLECTED COMPOSITE START TIME	COLLECTED COMPOSITE END/GRAB DATE	COLLECTED COMPOSITE END/GRAB TIME	SAMPLE TEMP AT COLLECTION	# OF CONTAINERS	Preservatives: Unpreserved	H_2SO_4	HNO_3	HCl	NaOH	$Na_2S_2O_3$	Methanol	Other	Analysis Test Y/N	AM20 GAX Hydrogen	AM 21 GAX Volatile Fatty Acids	AM 20 GAX Methane,Ethane,Ethene	AM 20 GAX Acetylene	Residual Chlorine (Y/N)	Pace Project No./ Lab I.D.
1	MW-86-201605	AR	G			5/5/16	1647		1	X								X					N	
2																								
3																								
4																								
5																								
6																								
7																								
8																								
9																								
10																								
11																								
12																								

ADDITIONAL COMMENTS	RELINQUISHED BY / AFFILIATION	DATE	TIME	ACCEPTED BY / AFFILIATION	DATE	TIME	SAMPLE CONDITIONS			
Level IV data package required				PAR	5/11/16	11:15	n/a	n/a	Y	

SAMPLER NAME AND SIGNATURE

PRINT Name of SAMPLER: Tamara House-Knight

SIGNATURE of SAMPLER: Tamara R. House-Knight DATE Signed (MM/DD/YY): 05/09/16

Temp in °C	Received on Ice (Y/N)	Custody Sealed Cooler (Y/N)	Samples Intact (Y/N)

*Important Note: By signing this form you are accepting Pace's NET 30 day payment terms and agreeing to late charges of 1.5% per month for any invoices not paid within 30 days.

Appendix C

Data Validation Report

LEVEL II DATA VALIDATION REVIEW
2nd Quarter Groundwater Monitoring Event 2016
Whirlpool Corporation
Fort Smith, Arkansas

Laboratory Sample Delivery Groups (SDGs): 60217246, 60218184, 60218192, 60218288, 60218294, 60218387, 60218425, 60218488, 60218489, 60218530 and 60218544

Laboratory: PACE Analytical, Lenexa, Kansas

Reviewer: Wendy Stonestreet **Date Reviewed:** **June 15, 2016**

This data validation report has been prepared by Ramboll Environ US Corporation (Ramboll Environ) to assess the validity and usability of laboratory analytical data generated from samples collected during the 2nd quarter groundwater sampling event at the Whirlpool Corporation, Fort Smith, Arkansas Site (the "site") from April 18, 2016 and May 2, 2016 through May 5, 2016.

The analytical data were evaluated for quality assurance and quality control (QA/QC) based on the following document: *USEPA Contract Laboratory Program National Functional Guidelines for Superfund Organic Methods Data Review* (OSWER 9355.0-132, EPA-540-R-014-022, August, 2014). Analytical services for volatile organic compounds (VOC) analysis of 153 aqueous samples was provided by PACE Analytical of Lenexa, Kansas.

This report summarizes the QA/QC evaluation of the data according to precision, accuracy, representativeness, completeness and comparability relative to the project data quality objectives. This report provides a quantitative and qualitative assessment of the data and identifies potential sources of error, uncertainty, and bias that may affect the overall usability of the data.

One hundred and six (114) ground water samples, ten (10) blind ground water field duplicates, five (5) matrix spike/matrix spike duplicate (MS/MSD), seven (7) equipment rinsate blanks and twenty-five (22) trip blanks were submitted to the laboratory for VOC analysis and evaluated in this data validation report. The following table lists the sample identifications by SDG.

Field ID	Sample Type	Lab ID	Matrix	Analyses
				VOCs
SDG: 60217246				
MW-31R-201604	SA	60217246001	Aqueous	X
MW-32R-201604	SA	60217246002	Aqueous	X
MW-33R-201604	SA	60217246003	Aqueous	X
TB-01-201604	TB	60217246004	Aqueous	X
SDG: 60218184				
MW-50R-201605	SA	60218184001	Aqueous	X
MW-60R-201605	SA	60218184002	Aqueous	X
MW-193-201605	SA	60218184003	Aqueous	X
MW-67R-201605	SA	60218184004	Aqueous	X
MW-68-201605	SA	60218184005	Aqueous	X
MW-55R-201605	SA/MS/MSD	60218184006	Aqueous	X
MW-66-201605	SA	60218184007	Aqueous	X

Field ID	Sample Type	Lab ID	Matrix	Analyses
				VOCs
MW-63R-201605	SA	60218184008	Aqueous	X
MW-39R-201605	SA	60218184009	Aqueous	X
MW-40R-201605	SA	60218184010	Aqueous	X
MW-26-201605	SA	60218184011	Aqueous	X
ITMW-20-201605	SA/MS/MSD	60218184012	Aqueous	X
TB-01-201605	TB	60218184013	Aqueous	X
TB-02-201605	TB	60218184014	Aqueous	X
TB-03-201605	TB	60218184015	Aqueous	X
EB-01-201605	EB	60218184016	Aqueous	X
EB-02-201605	EB	60218184017	Aqueous	X
SDG: 60218192				
MW-177-201605	SA	60218192001	Aqueous	X
VP-15-201605	SA	60218192002	Aqueous	X
VP-12-201605	SA	60218192003	Aqueous	X
SDG: 60218288				
MW-29-201605	SA	60218288001	Aqueous	X
RW-69-201605	SA	60218288002	Aqueous	X
MW-71-201605	SA	60218288003	Aqueous	X
IW-80-201605	SA	60218288004	Aqueous	X
MW-57R-201605	SA	60218288005	Aqueous	X
MW-62R-201605	SA	60218288006	Aqueous	X
TMW-11-201605	SA	60218288007	Aqueous	X
MW-61R-201605	SA	60218288008	Aqueous	X
TB-04-201605	TB	60218288009	Aqueous	X
MW-46R-201605	SA	60218288010	Aqueous	X
DUP-10-201605	FD	60218288011	Aqueous	X
TB-05-201605	TB	60218288012	Aqueous	X
EB-04-201605	EB	60218288013	Aqueous	X
EB-03-201605	EB	60218288014	Aqueous	X
MW-56R-201605	SA	60218288015	Aqueous	X
TB-06-201605	TB	60218288016	Aqueous	X
MW-65-201605	SA	60218288017	Aqueous	X
IW-72-201605	SA	60218288018	Aqueous	X
MW-35R-201605	SA	60218288019	Aqueous	X
MW-41R-201605	SA	60218288020	Aqueous	X
DUP-03-201605	FD	60218288021	Aqueous	X
MW-34R-201605	SA	60218288022	Aqueous	X
MW-188-201605	SA	60218288023	Aqueous	X
TB-07-201605	TB	60218288024	Aqueous	X
MW-89-201605	SA	60218288025	Aqueous	X
MW-36R-201605	SA	60218288026	Aqueous	X
SDG: 60218294				
MW-99-2016-05	SA	MW-99-2016-05	Aqueous	X
MW-184-2016-05	SA	MW-184-2016-05	Aqueous	X
MW-96-2016-05	SA	MW-96-2016-05	Aqueous	X
MW-98-2016-05	SA	MW-98-2016-05	Aqueous	X

Field ID	Sample Type	Lab ID	Matrix	Analyses
				VOCs
SDG: 60218387				
IW-78-201605	SA	60218387001	Aqueous	X
MW-88-201605	SA	60218387002	Aqueous	X
MW-22-201605	SA	60218387003	Aqueous	X
TMW-10-201605	SA	60218387004	Aqueous	X
IW-73-201605	SA	60218387005	Aqueous	X
MW-81-201605	SA	60218387006	Aqueous	X
IW-74-201605	SA	60218387007	Aqueous	X
MW-187-201605	SA	60218387008	Aqueous	X
MW-189-201605	SA	60218387009	Aqueous	X
MW-83-201605	SA	60218387010	Aqueous	X
MW-92-201605	SA	60218387011	Aqueous	X
MW-58R-201605	SA	60218387012	Aqueous	X
MW-183-201605	SA	60218387013	Aqueous	X
MW-82-201605	SA	60218387014	Aqueous	X
IW-77-201605	SA	60218387015	Aqueous	X
IW-76-201605	SA	60218387016	Aqueous	X
MW-185-201605	SA	60218387017	Aqueous	X
MW-27-201605	SA	60218387018	Aqueous	X
MW-91-201605	SA	60218387019	Aqueous	X
MW-90-201605	SA/MS/MSD	60218387020	Aqueous	X
MW-28-201605	SA/MS/MSD	60218387021	Aqueous	X
MW-186-201605	SA	60218387022	Aqueous	X
MW-24-201605	SA	60218387023	Aqueous	X
MW-190-201605	SA	60218387024	Aqueous	X
MW-191-201605	SA	60218387025	Aqueous	X
MW-192-201605	SA	60218387026	Aqueous	X
MW-182-201605	SA	60218387027	Aqueous	X
TB-08-201605	TB	60218387028	Aqueous	X
DUP-07-201605	FD	60218387029	Aqueous	X
IW-115-201605	SA	60218387030	Aqueous	X
TB-09-201605	TB	60218387031	Aqueous	X
DUP-08-201605	FD	60218387032	Aqueous	X
DUP-04-201605	FD	60218387033	Aqueous	X
TB-10-201605	TB	60218387034	Aqueous	X
TB-11-201605	TB	60218387035	Aqueous	X
IW-79-201605	SA	60218387036	Aqueous	X
DUP-02-201605	FD	60218387037	Aqueous	X
TB-12-201605	TB	60218387038	Aqueous	X
TB-13-201605	TB	60218387039	Aqueous	X
MW-181-201605	SA	60218387040	Aqueous	X
MW-179-201605	SA	60218387041	Aqueous	X
VP-14-201605	SA	60218387042	Aqueous	X
DUP-09-201605	FD	60218387043	Aqueous	X
TB-14-201605	TB	60218387044	Aqueous	X
SDG: 60218425				
VP-06-201605	SA	60218425001	Aqueous	X

Field ID	Sample Type	Lab ID	Matrix	Analyses
				VOCs
MW-174-201605	SA	60218425002	Aqueous	X
MW-173-201605	SA	60218425003	Aqueous	X
VP-05-201605	SA	60218425004	Aqueous	X
SDG: 60218488				
MW-175-201605	SA	60218294005	Aqueous	X
VP-07-201605	SA	60218294007	Aqueous	X
VP-08-201605	SA	60218294008	Aqueous	X
SDG: 60218489				
MW-176-201605	SA	60218294006	Aqueous	X
VP-10-201605	SA	60218294009	Aqueous	X
SDG: 60218530				
MW-97-201605	SA	60218530001	Aqueous	X
EB-08-201605	EB	60218530002	Aqueous	X
SDG: 60218544				
ITMW-10-201605	SA	60218544001	Aqueous	X
ITMW-9-201605	SA	60218544002	Aqueous	X
ITMW-16-201605	SA	60218544003	Aqueous	X
MW-23-201605	SA	60218544004	Aqueous	X
ITMW-6-201605	SA/MS/MSD	60218544005	Aqueous	X
MW-84-201605	SA	60218544006	Aqueous	X
MW-38-201605	SA	60218544007	Aqueous	X
ITMW-11-201605	SA	60218544008	Aqueous	X
ITMW-12-201605	SA	60218544009	Aqueous	X
MW-86-201605	SA	60218544010	Aqueous	X
ITMW-4-201605	SA	60218544011	Aqueous	X
MW-25-201605	SA	60218544012	Aqueous	X
ITMW-15-201605	SA	60218544013	Aqueous	X
MW-95-201605	SA	60218544014	Aqueous	X
MW-93-201605	SA	60218544015	Aqueous	X
MW-85-201605	SA	60218544016	Aqueous	X
MW-172-201605	SA	60218544017	Aqueous	X
ITMW-7-201605	SA	60218544018	Aqueous	X
ITMW-17-201605	SA	60218544019	Aqueous	X
ITMW-19-201605	SA	60218544020	Aqueous	X
ITMW-13-201605	SA	60218544021	Aqueous	X
ITMW-14-201605	SA	60218544022	Aqueous	X
ITMW-2-201605	SA	60218544023	Aqueous	X
ITMW-1-201605	SA	60218544024	Aqueous	X
MW-87-201605	SA	60218544025	Aqueous	X
ITMW-21-201605	SA	60218544026	Aqueous	X
MW-94-201605	SA	60218544027	Aqueous	X
ITMW-18-201605	SA	60218544028	Aqueous	X
DUP-01-201605	FD	60218544029	Aqueous	X
MW-180-201605	SA	60218544030	Aqueous	X
TB-15-201605	TB	60218544031	Aqueous	X

Field ID	Sample Type	Lab ID	Matrix	Analyses
				VOCs
EB-05-201605	EB	60218544032	Aqueous	X
TB-16-201605	TB	60218544033	Aqueous	X
IW-101-201605	SA	60218544034	Aqueous	X
TB-17-201605	TB	60218544035	Aqueous	X
TB-18-201605	TB	60218544036	Aqueous	X
DUP-06-201605	FD	60218544037	Aqueous	X
TB-19-201605	TB	60218544038	Aqueous	X
DUP-05-201605	FD	60218544039	Aqueous	X
EB-06-201605	EB	60218544040	Aqueous	X
TB-21-201605	SA	60218544041	Aqueous	X
ITMW-18-201605	SA	60218544042	Aqueous	X
TB-22-201605	TB	60218544043	Aqueous	X
TB-20-201605	TB	60218544044	Aqueous	X

Sample Type: SA = Sample TB = Trip Blank FD = Field Duplicate RB = Rinsate Blank
MS =Matrix Spike MSD = Matrix Spike Duplicate
VOCs = Volatile Organic Compounds by USEPA Method SW-846 8260B by Gas Chromatography/Mass Spectrometry (GC/MS) Medium Level.

The following laboratory submittals were evaluated:

- Data Package Completeness,
- Sample Preservation and Holding Times,
- Blanks,
- Surrogate Compound Recoveries
- Laboratory Control Samples,
- Matrix Spike/Matrix Spike Duplicates,
- Laboratory and Field Precision,
- Overall Assessment of Data.

General Overall Assessment:

_____ Data are usable without qualification.

__X__ Data are usable with qualification (noted below).

_____ Some or all data are unusable for any purpose (detailed below).

Case Narrative Comments: Any case narrative comments concerning data qualification were noted below.

1.0 Data Package Completeness

Were all items delivered as specified on the COC and is the data package complete?

Yes, the analysis was performed as requested on the chain-of-custody records. All samples were received by the laboratory and analyzed properly with appropriate corrective actions taken when appropriate. No data points were rejected therefore the data completeness measure for this data set is 100% and is considered acceptable.

2.0 Laboratory Case Narrative, Sample Preservation and Cooler Receipt Form

Were problems noted in the laboratory case narrative or cooler receipt form?

Yes, the laboratory case narrative indicated the following:

- **SDG: 60217246 -** The laboratory indicated that cis-1,2-Dichloroethene was detected in a method blank. See Section 4.0 for further discussion and resultant data qualification.
- **SDG: 60218184 -** The laboratory indicated that the matrix spike (MS) and the relative percent difference (RPD) for several analytes were reported outside of laboratory control limits. See Section 8.0 for further discussion and resultant data qualification. chloromethane and chloromethane were detected in a method blank.
- **SDG: 60218387 -** The laboratory indicated that Chloroform was detected in a method blank. See Section 4.0 for further discussion and resultant data qualification. The laboratory indicated that the matrix spike/matrix spike duplicate recoveries were reported outside of laboratory control requirements for several analytes. See Section 8.0 for further discussion and resultant data qualification. The laboratory indicated that one surrogate recovery in two samples were reported outside of laboratory control limits. See Section 5.0 for further discussion and resultant data qualification.
- **SDG: 60218425 –** The laboratory indicated that the matrix spike/matrix spike duplicate recoveries were reported outside of laboratory control requirements for several analytes. However, the sample noted in the case narrative was not from the same data package.
- **SDG: 60218530 -** The laboratory indicated that the matrix spike/matrix spike duplicate recoveries were reported outside of laboratory control requirements for several analytes. However, the sample noted in the case narrative was not from the same data package.
- **SDG: 660218544 -** The laboratory indicated that acetone, bromomethane, chloromethane and methylene chloride were detected in the method blank. See Section 4.0 for further discussion and resultant data qualification. The laboratory indicated that the laboratory control sample (LCS) was reported outside of laboratory control requirements for acetone. See Section 7.0 for further discussion and resultant data qualification. The laboratory indicated that the matrix spike/matrix spike duplicate recoveries were reported outside of laboratory control requirements for several analytes. See Section 8.0 for further discussion and resultant data qualification.

Samples were received at the PACE, Lenexa, Kansas laboratory in good condition and at proper temperature .. C ± 2˚C (19 coolers 4.6˚C, 4.6˚C, 3.0˚C, 2.9˚C, 2.2˚C, 2.9˚C, 3.7˚C, 2.8˚C, 2.3˚C, 2.9˚C, 2.5˚C, 3.3˚C, 2.2˚C, 2.6˚C, 2.8˚C, 5.1˚C, 4.6˚C, 5.1˚C, 2.2˚C). Temperature upon receipt for four coolers was 1.9˚C, 1.1˚C, 1.1˚C, and 1.3˚C respectively which is below the proper temperature. However, given that the temperature was taken using an Infrared thermometer, which has an error tolerance of +/-1.0 degrees Celsius, and the laboratory did not note any freezing of the samples, this non-conformance does not affect the usability of the data.

3.0 Technical Holding Times

Were samples extracted/analysed within method specific holding time requirements?

Yes. All samples were prepared and/or analysed within the method specific required holding time of 14 days for hydrochloric (HCl) acid preserved samples. Samples which were preserved with ascorbic acid and samples with pH preservation recorded above 2.0 (MW-46R-201605, MW-65-201605, MW-35R-201605, IW-78-201605, MW-81-201605, MW-92-201605, MW-82-201605, IW-77-201605, IW-115-201605, DUP-08-201605, IW-79-201605, MW-23-201605, MW-84-201605, ITMW-15-201605 MW-85-201605, ITMW-19-201605 ITMW-18-201605 and MW-86-201605) whose holding time was reduced to seven days were also analysed within holding time

4.0 Blank Contamination

Were any analytes detected in the associated laboratory or field blanks?

Yes. The following table summarizes analytes detected in sample-associated blanks after accounting for method blank contamination.

SDG	Blank ID	Blank Type	Parameter	Analyte	Concentration	Units
60217246	TB-01-201604	Trip	8260B	Bromomethane	0.54 J	µg/L
60217246	TB-01-201604	Trip	8260B	cis-1,2-Dichloroethene	0.25 J	µg/L
60217246	1747343	Method	8260B	cis-1,2-Dichloroethene	0.24 J	µg/L
60218387	1755407	Method	8260B	Chloroform	0.98 J	µg/L
60218387	1755407	Method	8260B	Methylene chloride	0.74 J	µg/L
60218544	1756989	Method	8260B	Trichloroethene	0.30 J	µg/L
60218544	1757354	Method	8260B	Acetone	2.4 J	µg/L
60218544	1757354	Method	8260B	Bromomethane	3.5 J	µg/L
60218544	1757354	Method	8260B	Chloromethane	0.22 J	µg/L
60218544	1757354	Method	8260B	Methylene chloride	0.22 J	µg/L
60218544	1754635	Method	8260B	Carbon disulfide	0.15 J	µg/L
60218544	1755367	Method	8260B	Bromomethane	0.18 J	µg/L
60218544	1755367	Method	8260B	Chloroform	1.0	µg/L
60218544	1755367	Method	8260B	Methylene chloride	1.3	µg/L
60218544	1757350	Method	8260B	Acetone	2.4 J	µg/L
60218544	1757350	Method	8260B	Bromomethane	3.5 J	µg/L
60218544	1757350	Method	8260B	Chloromethane	0.22 J	µg/L
60218544	1757350	Method	8260B	Methylene chloride	0.22 J	µg/L
60218544	EB-05-201605	Equipment	8260B	Acetone	3.0 J	µg/L
60218544	EB-06-201605	Equipment	8260B	Toluene	0.39 J	µg/L

ID = Identification µg/L = micrograms per Liter

Analytical data that were reported non-detect or at concentrations greater than five times (5X) the associated blank concentration (10X for common laboratory contaminants) did not require qualification. Data qualification of sample results due to blank contamination is summarized in the table below.

SDG	Field ID	Parameter	Analyte	Qualification
60217246	MW-32R-201604	8260B	cis-1,2-Dichloroethene	**U**
60217246	MW-33R-201604	8260B	Bromomethane	**U**
60218367	MW-91-201605	8260B	Chloroform	**U**
60218387	MW-24-201605	8260B	Chloroform	**U**
60218387	MW-182-201605	8260B	Chloroform	**U**
60218544	MW-84-201605	8260	Acetone	**U**
60218544	MW-84-201605	8260	Trichloroethene	**U**
60218544	MW-38-201605	8260	Acetone	**U**
60218544	MW-86-201605	8260	Bromomethane	**U**
60218544	MW-25-201605	8260	Bromomethane	**U**
60218544	MW-25-201605	8260	methylene chloride	**U**
60218544	ITMW-15-201605	8260	Acetone	**U**
60218544	ITMW-15-201605	8260	Bromomethane	**U**
60218544	ITMW-15-201605	8260	Chloromethane	**U**
60218544	ITMW-15-201605	8260	methylene chloride	**U**
60218544	MW-95-201605	8260	Bromomethane	**U**
60218544	MW-95-201605	8260	Chloromethane	**U**
60218544	MW-93-201605	8260	Bromomethane	**U**

SDG	Field ID	Parameter	Analyte	Qualification
60218544	MW-93-201605	8260	Chloromethane	**U**
60218544	MW-85-201605	8260	Chloroform	**U**
60218544	MW-85-201605	8260	methylene chloride	**U**
60218544	ITMW-17-201605	8260	Acetone	**U**
60218544	ITMW-19-201605	8260	Acetone	**U**
60218544	MW-94-201605	8260	Bromomethane	**U**
60218544	MW-94-201605	8260	methylene chloride	**U**
60218544	ITMW-10-201605	8260	Toluene	**U**
60218544	ITMW-11-201605	8260	Toluene	**U**
60218544	MW-93-201605	8260	Toluene	**U**
60218544	DUP-01-201605	8260	Toluene	**U**

5.0 Surrogate Recoveries

Were surrogate recoveries within evaluation criteria?

No. Surrogates are added to all samples prior to purging to evaluate the laboratory performance on individual samples. Three volatile surrogates (4-bromofluorobenzene, 1,2-dichloroethane-d4 and toluene-d8) were added to each sample. Percent recoveries (%R) for all volatile surrogates in all samples were within the method acceptance limits of 70-130%. The following table summarizes surrogate recoveries reported outside evaluation criteria.

SDG	Field ID	Parameter	Surrogate	Recovery %	Criteria %
60218387	IW-76-201605	8260B	Toluene-d8 (S)	**54**	80-120
60218387	MW-24-201605	8260B	Toluene-d8 (S)	**51**	80-120

ID = Identification RPD = Relative Percent Difference % = Percent

Analytical data that required qualification based on surrogate recoveries are included in the table below.

SDG	Field ID	Parameter	Analyte	Qualification
60218387	IW-76-201605	8260B	Ethylbenzene	**UJ**
60218387	IW-76-201605	8260B	Styrene	**UJ**
60218387	IW-76-201605	8260B	Tetrachloroethene	**UJ**
60218387	IW-76-201605	8260B	Toluene	**UJ**
60218387	IW-76-201605	8260B	Trichloroethene	**J**
60218387	IW-76-201605	8260B	Xylene	**UJ**
60218387	MW-24-201605	8260B	Ethylbenzene	**UJ**
60218387	MW-24-201605	8260B	Styrene	**UJ**
60218387	MW-24-201605	8260B	Tetrachloroethene	**J**
60218387	MW-24-201605	8260B	Toluene	**UJ**
60218387	MW-24-201605	8260B	Trichloroethene	**J**
60218387	MW-24-201605	8260B	Xylene	**UJ**

6.0 Internal Standards

Were the Internal standard areas within control limits and was the retention time criteria met?

Yes. Internal standards indicate whether GC/MS sensitivity and response were stable during each analysis. The laboratory reported that all criteria were within method requirements.

No analytical data were qualified based on the results of internal standard recovery

7.0 Laboratory Control Sample

Were LCS recoveries within evaluation criteria?

No. The laboratory control sample (LCS) provides information on the accuracy of the analytical method and on the laboratory performance. The following table summarizes the LCS results that were outside the acceptance limits.

SDG	LCS ID	Parameter	Analyte	LCS (%)	LCS Criteria (Recovery %)
60218544	1757355	8260B	trans-1,2-Dichloroethene	**112**	78-108
60218544	1755368	8260B	1,1,2,2-Tetrachloroethane	**121**	72-117
60218544	1757351	8260B	trans-1,2-Dichloroethene	**112**	78-108

ID = Identification LCS/D = Laboratory Control Sample/Duplicate RPD = Relative Percent Difference % = Percent

Analytical data reported as non-detect and associated with LCS/LCSD recoveries above evaluation criteria, indicating a possible high bias, did not require qualification.

SDG	Field ID	Parameter	Analyte	Qualification
60218544	MW-38-201605	8260	trans-1,2-Dichloroethene	**J**
60218544	MW-25-201605	8260	trans-1,2-Dichloroethene	**J**
60218544	ITMW-15-201605	8260	trans-1,2-Dichloroethene	**J**
60218544	MW-95-201605	8260	trans-1,2-Dichloroethene	**J**
60218544	MW-93-201605	8260	trans-1,2-Dichloroethene	**J**
60218544	MW-85-201605	8260	1,1,2,2-Tetrachloroethane	**J**
60218544	MW-94-201605	8260	trans-1,2-Dichloroethene	**J**

8.0 Matrix Spike and Matrix Spike Duplicate Recoveries

Were MS/MSD samples reported as part of these SDGs?

Yes. A matrix spike was performed from a site specific sample at the required frequency of 1:20 samples. MS/MSD data are used to assess long-term precision and accuracy of the analytical method on various matrices and to demonstrate acceptable compound recovery at the time of sample analysis.

Were MS/MSD recoveries within evaluation criteria?

No. MS/MSD recoveries which were outside acceptance evaluation criteria are summarized in the table below.

SDG	Sample ID	Parameter	Analyte	MS/MSD Recovery (%)	RPD (%)	MS/MSD/ RPD Criteria (%)
60218184	ITMW-20-201605	8260B	Styrene	105/84	**22**	66-127/15
			Trichloroethene	**117**/100	**16**	71-116/14
60218184	MW-55R-201605	8260B	Dibromochloromethane	103/90	**14**	77-114/14
60218387	MW-28-201605	8260B	1,1-Dichloroethane	96/114	**17**	80-122/13
60218387	MW-28-201605	8260B	Chloromethane	92/106	**14**	74-115/12
60218387	MW-90-201605	8260B	Acetone	92/**137**	**38**	10-132/20
60218544	ITMW-6-201605	8260B	Styrene	**3/3**	0	66-127/15

MS = Matrix Spike MSD = Matrix Spike Duplicate RPD = Relative Percent Difference % = Percent

Analytical results reported as non-detect and associated with MS/MSD recoveries above evaluation criteria, indicating a possible high bias, did not require qualification.

SDG	Field ID	Parameter	Analyte	Qualification
60218387	MW-90-201605	8260B	Acetone	**J**
60218544	ITMW-6-201605	8260B	Styrene	**R**

9.0 Laboratory Duplicate Results

Were laboratory duplicate samples performed as part of this SDG?

Yes, but only as spiked duplicates, which are discussed in the previous section.

10.0 Field Duplicate Results (Field Precision)

Were field duplicate samples collected as part of the evaluated SDGs?

Yes. The table below summarizes field duplicate pairs.

SDG	Field ID	Field Duplicate ID
60218489	MW-46R-201605	DUP-10-201605
60218489	MW-41R-201605	DUP-03-201605
60218387	IW-74-201605	DUP-07-201605
60218387	MW-92-201605	DUP-08-201605
60218387	MW-58R-201605	DUP-04-201605
60218387	MW-92-201605	DUP-02-201605
60218387	MW-182-201605	DUP-09-201605
60218544	ITMW-7-201605	DUP-06-201605
60218544	ITMW-10-201605	DUP-01-201605
60218544	ITMW-1-201605	DUP-05-201605

Were field duplicates within evaluation criteria?

No. RPD values were less than the control limit of <30% for all compounds with concentrations greater than the reporting limit with the exception of Chloromethane in for the duplicate pair MW-92-201605 and DUP-08-201605 which was calculated at 50.3% Data was not qualified due to possible poor precision.

11.0 Detects and Calibration Range

For samples that were diluted and nondetect, were undiluted results also reported?

Not Applicable. All samples which were diluted had detections.

For samples that were not diluted and detected, were the results within calibration range?

Yes

12.0 Additional Qualifications

Were additional qualifications applied?

No

13.0 Overall Data Assessment

The data are usable for its intended purpose based on an evaluation of the QC parameters discussed in this report. Some data are qualified as estimated due to the inability to meet all QC criteria. The table below summarizes the final qualifications for the analytical data.

Data Qualifier Summary:

SDG	Field ID	Analysis	Analyte	Qualifier	Reason Code
60217246	MW-32R-201604	8260	cis-1,2-Dichloroethene	U	1
60217246	MW-33R-201604	8260	Bromomethane	U	1
60218387	MW-91-201605	8260	Chloroform	U	1
60218387	MW-24-201605	8260	Chloroform	U	1
60218387	MW-182-201605	8260	Chloroform	U	1
60218387	MW-24-201605	8260	Ethylbenzene	UJ	2
60218387	MW-24-201605	8260	Styrene	UJ	2
60218387	MW-24-201605	8260	Tetrachloroethene	J	2
60218387	MW-24-201605	8260	Toluene	UJ	2
60218387	MW-24-201605	8260	Trichloroethene	J	2
60218387	MW-24-201605	8260	Xylene	UJ	2
60218387	IW-76-201605	8260	Ethylbenzene	UJ	2
60218387	IW-76-201605	8260	Styrene	UJ	2
60218387	IW-76-201605	8260	Tetrachloroethene	UJ	2
60218387	IW-76-201605	8260	Toluene	UJ	2
60218387	IW-76-201605	8260	Trichloroethene	J	2
60218387	IW-76-201605	8260	Xylene	UJ	2
60218387	MW-90-201605	8260	Acetone	J	3
60218544	MW-84-201605	8260	Acetone	U	1
60218544	MW-84-201605	8260	Trichloroethene	U	1
60218544	MW-38-201605	8260	Acetone	U	1
60218544	MW-86-201605	8260	Bromomethane	U	1
60218544	MW-25-201605	8260	Bromomethane	U	1
60218544	MW-25-201605	8260	methylene chloride	U	1
60218544	ITMW-15-201605	8260	Acetone	U	1
60218544	ITMW-15-201605	8260	Bromomethane	U	1
60218544	ITMW-15-201605	8260	Chloromethane	U	1
60218544	ITMW-15-201605	8260	methylene chloride	U	1
60218544	MW-95-201605	8260	Bromomethane	U	1
60218544	MW-95-201605	8260	Chloromethane	U	1
60218544	MW-93-201605	8260	Bromomethane	U	1
60218544	MW-93-201605	8260	Chloromethane	U	1
60218544	MW-85-201605	8260	Chloroform	U	1
60218544	MW-85-201605	8260	methylene chloride	U	1
60218544	ITMW-17-201605	8260	Acetone	U	1
60218544	ITMW-19-201605	8260	Acetone	U	1
60218544	MW-94-201605	8260	Bromomethane	U	1
60218544	MW-94-201605	8260	methylene chloride	U	1
60218544	ITMW-10-201605	8260	Toluene	U	1
60218544	ITMW-11-201605	8260	Toluene	U	1
60218544	MW-93-201605	8260	Toluene	U	1
60218544	DUP-01-201605	8260	Toluene	U	1

SDG	Field ID	Analysis	Analyte	Qualifier	Reason Code
60218544	MW-38-201605	8260	trans-1,2-Dichloroethene	**J**	3
60218544	MW-25-201605	8260	trans-1,2-Dichloroethene	**J**	3
60218544	ITMW-15-201605	8260	trans-1,2-Dichloroethene	**J**	3
60218544	MW-95-201605	8260	trans-1,2-Dichloroethene	**J**	3
60218544	MW-93-201605	8260	trans-1,2-Dichloroethene	**J**	3
60218544	MW-85-201605	8260	1,1,2,2-Tetrachloroethane	**J**	3
60218544	MW-94-201605	8260	trans-1,2-Dichloroethene	**J**	3
60218544	ITMW-6-201605	8260	Styrene	**R**	4

Data Validation Qualifier Codes:

U = Non-detect. The compound was analysed for, but not detected.

J = Estimated. The associated numerical value is an estimated quantity. The analyte was detected but the reported value may not be accurate or precise.

UJ = Estimated Non-detect. The analyte was not detected above the method detection limit. However, it is an estimated quantity due to poor accuracy or precision. This qualification is also used to flag possible false negative results in the case where low bias in the analytical system is indicated by low calibration response, surrogate or other spike recovery.

R = Rejected. The sample results are unusable due to the quality of the data generated.

Data Qualifier Reason Codes:

1 Samples were qualified as non-detect due to blank contamination.

2 Samples were qualified due to poor surrogate recoveries. Results may be biased low.

3 Samples were qualified due to poor LCS recoveries.

4 Samples were qualified due to poor Matrix Spike recoveries. Results may be biased low.

ATTACHMENT B
Second Quarter 2016 Soil Vapor Monitoring and Vapor Intrusion Assessment Report
Whirlpool Corporation
Fort Smith, Arkansas

Prepared for:
Whirlpool Corporation

Prepared by:
Ramboll Environ US Corporation

Date:
August 2016

Project Number:
34-37500P

Author

Professional Geologist Reviewer

STATE OF ARKANSAS
REGISTERED PROFESSIONAL GEOLOGIST
No. 1825
ANDREW A. GREMOS

RAMBOLL ENVIRON

Table of Contents

Page

1 Introduction 2

2 Soil Vapor Sample Collection 3

3 Results 4
3.1 Summary of Prior Assessment 4
3.2 Current Assessment 4
3.2.1 Parcels in the Neighborhood 5
3.2.1.1 Parcel 1 5
3.2.1.2 Parcel 2 5
3.2.1.3 Parcel 3 6
3.2.1.4 Parcel 4 6
3.2.1.5 Parcel 6 6
3.2.2 South of the Neighborhood – Parcel 5 7

4 Summary and Conclusion 8

5 References 9

LIST OF TABLES

Table 1a: Summary of Matrices Encountered and Sampled at Soil Vapor Monitoring Points
Table 1b: Summary of Screen Intervals at Soil Vapor Monitoring Points
Table 2a: Second Quarter 2016 Groundwater VOC Data for Monitoring Wells in the Neighborhood
Table 2b: Second Quarter 2016 Groundwater VOC Data for Monitoring Well South of the Neighborhood
Table 3: Second Quarter 2016 Water Data from Soil Vapor Monitoring Points
Table 4: Upper-Bound Vapor Intrusion Risk Estimates Based on Second Quarter 2016 Groundwater Data in the Neighborhood
Table 5: Evaluation of VOCs in Water at Parcels in the Neighborhood
Table 6: Evaluation of VOCs in Water at Parcel 5 (South of Neighborhood)

LIST OF FIGURES

Figure 1: Shallow Groundwater Monitoring Wells and Vapor Points Sampled During Second Quarter 2016
Figure 2: Groundwater Monitoring Well Locations

LIST OF APPENDICES

Appendix A: Laboratory Analytical Data
Appendix B: Field Notes and Weather Data for April and May 2016
Appendix C: Risk Calculations and Input Parameters

1 Introduction

Ramboll Environ US Corporation (Ramboll Environ) has prepared this Second Quarter 2016 Soil Vapor Monitoring and Vapor Intrusion Assessment Report for the Fort Smith, Arkansas, Site (Site) on behalf of Whirlpool Corporation, in accordance with the December 2013 Remedial Action Decision Document (RADD) and the November 2015 Revised Remedial Action Decision Document (Revised RADD) issued by the Arkansas Department of Environmental Quality. This report is Attachment B of the Second Quarter 2016 Progress Report for the Site.

Whirlpool has been monitoring groundwater at the Site since 1989. In 2012, the potential for vapor intrusion from groundwater into buildings in the neighborhood north of the Site was evaluated using multiple lines of evidence in a human health risk assessment, which was presented as Appendix A of the Revised Risk Management Plan (RRMP) (ENVIRON 2013). The risk assessment included the use of groundwater and soil vapor data in the evaluation of the potential for vapor intrusion. In January 2016, the risk assessment was updated with data collected after the 2013 risk assessment (Ramboll Environ 2016). The use of multiple lines of evidence in these risk assessments is consistent with United States Environmental Protection Agency's (USEPA's) recommendations in its 2015 vapor intrusion guidance documents (USEPA 2015a and 2015b).

Data collected during the second quarter of 2016 from groundwater monitoring wells and water-filled vapor monitoring points are evaluated in this report, using the methods and assumptions described in the 2013 and 2016 risk assessment reports.

2 Soil Vapor Sample Collection

Soil vapor sampling was attempted on May 2-4, 2016, following USEPA and industry standard methods, at five parcels in the neighborhood and one parcel south of the neighborhood. The sampling locations are shown on Figure 1. Water was encountered in all of the soil vapor monitoring points, except VP-9 which was dry. However, a soil vapor sample could not be collected from VP-9 after 22 hours and 52 minutes of sustained vacuum. The field procedures used during these soil vapor sampling attempts were consistent with the methodology described in the First Quarter 2014 Soil Vapor Monitoring/ Vapor Intrusion Report (ENVIRON 2014a) and the modifications discussed in the Second Quarter 2014 Soil Vapor Monitoring/Vapor Intrusion Report (ENVIRON 2014b), except the sampling attempts on May 2 were not preceded by at least five consecutive days with less than 0.1 inch of rain: 0.66 inch of rain was recorded on April 27, 2016. The May 3-4 sampling attempts were preceded by at least five consecutive days with less than 0.1 inch of rain. Precipitation data for the months of April and May are provided in Appendix B.

As discussed above, VP-9 did not contain water, but collection of a soil vapor sample was not possible. Perched water filled the vapor points at locations VP-5, VP-6, VP-7, VP-8, VP-10, VP-12, VP-14 and VP-15 and the water from these monitoring points could not be purged from the sampling train. Consistent with the modifications to the sampling plan proposed in the Second Quarter 2014 Soil Vapor Monitoring/Vapor Intrusion Report, water samples were collected from these vapor points. Table 1a summarizes the matrices encountered at the soil vapor monitoring points and the types of samples that were collected during quarterly events since 2014. The screen intervals and matrices encountered at each of the soil vapor monitoring points and the co-located monitoring wells at each parcel during the second quarter 2016 sampling event are summarized in Table 1b. Information regarding the installation of the vapor monitoring points can be found in the Fourth Quarter 2015 Soil Vapor Monitoring and Vapor Intrusion Assessment Report.

The volatile organic compound (VOC) results for the groundwater and perched water samples collected during Second Quarter 2016 are discussed in Section 3. The analytical data reports for the samples are provided in Appendix A.

3 Results

3.1 Summary of Prior Assessment

Groundwater and soil vapor data collected prior to 2016 were evaluated and the results were presented in the RRMP, RADD[1] and the 2016 human health risk assessment.

The data collected over the groundwater plume in the neighborhood through First Quarter 2016 again indicate that trichloroethylene (TCE) vapor from the groundwater does not pose a public health concern in the form of potential vapor intrusion from groundwater. These findings corroborate prior groundwater vapor intrusion modeling results which indicate vapor intrusion from groundwater is not occurring at levels that would present a public health concern.

3.2 Current Assessment

Groundwater data from monitoring wells (which have identifiers beginning with "MW-") in the neighborhood collected during Second Quarter 2016 are summarized in Table 2a. Groundwater data from monitoring wells south of the neighborhood are summarized on Table 2b and are included in the report because these wells are near VP-14 and where the highest detected concentration of TCE has been found at the Site's property boundary. Figure 2 shows the locations of the groundwater monitoring wells that were sampled. Perched water data from soil vapor points sampled during Second Quarter 2016 are included in Table 3. As discussed in Attachment A of this progress report, the TCE groundwater concentrations in the neighborhood have been stable or decreasing since May 2012.

The maximum detected groundwater concentrations among the monitoring wells in the neighborhood that were sampled in May 2016 are summarized in Table 4. These concentrations were used to calculate upper-bound risk estimates for potential vapor intrusion from groundwater into residences in the neighborhood, using the approach set forth in Section 6.5.2 of the ADEQ-approved RRMP which was also used in the 2016 risk assessment. The calculation of and input parameters for these risk estimates are included as Appendix C. As shown in Table 4, the calculations resulted in upper-bound cumulative cancer risk and non-cancer hazard index (HI) estimates of 3×10^{-6} and 0.6, respectively. These risk estimates are below ADEQ's risk management limits of 10^{-4} and 1, respectively (ADEQ 2005). The calculations for risk estimates discussed in this section are included in Appendix C. Toxicity values used in the risk calculations are current as of September 2015.

Soil vapor monitoring points and nearby groundwater monitoring wells were installed at five parcels in January 2015 and one additional parcel in June 2015 to provide additional lines of evidence to evaluate the potential for vapor intrusion from groundwater. Where soil vapor data could not be collected but perched water samples could be collected from the soil vapor monitoring points, these data were used to confirm the conclusions of the groundwater vapor intrusion risk assessment.

[1] Included in Appendix A of the April 2013 RRMP (ENVIRON 2013) and Section 3.A of the December 2013 RADD (ADEQ 2013).

The following sections describe the evaluation of groundwater and perched water data from the co-located monitoring points and monitoring wells at each of the six parcels. The parcels within the neighborhood are discussed in Section 3.2.1, the parcel south of the neighborhood is discussed in Section 3.2.2.

3.2.1 Parcels in the Neighborhood

3.2.1.1 Parcel 1

At Parcel 1, vapor intrusion risks were estimated based on the perched water data from VP-6, using the approach for groundwater (as described in Section 6.5.2 of the ADEQ-approved RRMP and the 2016 human health risk assessment) except the depth to water was increased to 14 feet below ground surface (bgs) to match the depth of the water sample at VP-6. As shown on Table 5, the upper-bound cumulative cancer risk and non-cancer HI estimates for perched water at VP-6 are 7×10^{-9} and 0.0006, respectively, which are below ADEQ's risk management limits for reasonable maximum exposure (RME) risks.

Upper-bound risk estimates were also calculated using the shallower perched water data from VP-5, which is located adjacent to VP-6. The shallower perched water is vertically disconnected and is not believed to be hydraulically connected to deeper perched water in this area and is an additional line of evidence for assessing the degree of vapor intrusion from groundwater. The risk estimates were calculated using the approach discussed above for groundwater, except the depth to water was decreased to 7.5 feet bgs. As shown in Table 5, the upper-bound cumulative cancer risk and non-cancer HI estimates for perched water at VP-5 are 1×10^{-8} and 0.001, respectively, which are below ADEQ's risk management limits for RME risks.

These results confirm that vapor intrusion from groundwater does not pose an unacceptable risk at Parcel 1. Only perched water data were evaluated at Parcel 1 because a soil vapor sample could not be collected from the vapor monitoring points at this location.

3.2.1.2 Parcel 2

At Parcel 2, vapor intrusion risks were estimated based on the perched water data from VP-8 and the approach discussed above for groundwater, except the depth to water was decreased to 10.5 feet bgs. As shown in Table 5, the upper-bound cumulative cancer risk and non-cancer HI estimates for perched water at VP-8 are 2×10^{-8} and 0.003, respectively, which are below ADEQ's risk management limits for RME risks.

Upper-bound risk estimates were also calculated using the shallower perched water data from VP-7, which is located adjacent to VP-8, as an additional line of evidence for assessing the degree of vapor intrusion from groundwater. The risk estimates were calculated using the approach discussed above for groundwater, except the depth to water was decreased to 5.5 feet bgs. As shown in Table 5, the upper-bound cumulative cancer risk and non-cancer HI estimates for perched water at VP-7 are 2×10^{-9} and 0.00002, respectively, which are below ADEQ's risk management limits for RME risks.

These results confirm that vapor intrusion from groundwater does not pose an unacceptable risk at Parcel 2. Only perched water data were evaluated at Parcel 2 because a soil vapor sample could not be collected from the vapor monitoring points at this location.

3.2.1.3 Parcel 3

At Parcel 3, vapor intrusion risks were estimated based on the perched water data from VP-10 and the approach discussed above for groundwater, except the depth to water was decreased to 11 feet bgs. As shown in Table 5, the upper-bound cumulative cancer risk and non-cancer HI estimates for water at VP-10 are 1×10^{-6} and 0.3, respectively, which are within ADEQ's risk management limits for RME risks.

Upper-bound risks were also calculated using groundwater data from MW-176, which is located adjacent to VP-10, as an additional line of evidence. As shown in Table 5, the upper-bound cumulative cancer risk and non-cancer HI estimates for groundwater at MW-176 are 1×10^{-6} and 0.3, respectively, which are well within ADEQ's risk management limits for RME risks.

These results confirm that vapor intrusion from groundwater does not pose an unacceptable risk at Parcel 3. Only perched water and groundwater data were evaluated at Parcel 3 because a soil vapor sample could not be collected from the vapor monitoring points at this location.

3.2.1.4 Parcel 4

At Parcel 4, vapor intrusion risks were estimated based on the groundwater data from MW-71 the approach discussed above for groundwater. MW-71 had the highest concentrations in groundwater from monitoring wells at this Parcel. As shown in Table 5, the upper-bound cumulative cancer risk and non-cancer HI estimates from groundwater at MW-71 are 5×10^{-7} and 0.1, respectively, which are below ADEQ's risk management limits for RME risks.

In previous quarters, the vapor intrusion risks were calculated using shallow groundwater results from MW-177 or MW-181 as an additional line of evidence. However, no VOCs were detected in these wells during the second quarter of 2016. A groundwater sample was collected from VP-12, but risk estimates were not calculated using these data because VP-12 is screened near the water table like MW-71 and TCE was not detected in the VP-12 sample.

The results from MW-71 confirm that vapor intrusion from groundwater does not pose an unacceptable risk at Parcel 4.

3.2.1.5 Parcel 6

At Parcel 6, vapor intrusion risks were estimated based on the groundwater data from MW-55R and the approach discussed above for groundwater. As shown on Table 5, the upper-bound cumulative cancer risk and non-cancer HI estimates for groundwater at MW-55R are 1×10^{-8} and 0.002, respectively, which are below ADEQ's risk management limits for RME risks.

Upper-bound risk estimates were also calculated using the perched water data from VP-15, which is the closest vapor point to MW-55R, as an additional line of evidence for assessing the

degree of vapor intrusion from groundwater. The risk estimates were calculated using the approach discussed above for groundwater, except the depth to water was decreased to 5.5 feet bgs. As shown in Table 5, the upper-bound cumulative cancer risk and non-cancer HI estimates for perched water at VP-15 are 3×10^{-9} and 0.00003, respectively, which are below ADEQ's risk management limits for RME risks.

These results do not indicate that vapor intrusion from groundwater would pose an unacceptable risk at Parcel 6.

3.2.2 South of the Neighborhood – Parcel 5

Risk estimates for potential vapor intrusion from groundwater into residential buildings were estimated based on the data collected at Parcel 5, which is a vacant non-residential property located south of Ingersoll Avenue and the residential neighborhood. Groundwater vapor intrusion risks were conservatively calculated using the groundwater data from MW-33R, which has the highest detected TCE concentration among the groundwater monitoring wells and VP-14 at this parcel. Using the data from MW-33R is also conservative because it likely overstates the TCE concentration at the water table, due to the fact that MW-33R is screened at least 7 feet deeper than VP-14 and the other monitoring wells at Parcel 5. The vapor intrusion risks for the MW-33R data were calculated using the approach discussed above for groundwater[2]. As shown in Table 6, the upper-bound cumulative cancer risk and non-cancer HI estimates from groundwater at MW-33R are 3×10^{-6} and 0.6, respectively, which are below ADEQ's risk management limits for RME risks.

Upper-bound risk estimates were also calculated using shallow groundwater data from MW-180 (which is located within 40 feet of MW-33R) and the approach discussed above for groundwater, except the depth to groundwater was reduced to 6.5 feet bgs. MW-178 was not sampled this quarter because it has a history of being dry. Shallow groundwater data was evaluated at this parcel because, as discussed in prior quarterly reports, a shallow soil vapor monitoring point (VP-13) could not be installed due to the presence of shallow water. Shallow groundwater data was also collected at the saturated vapor point, VP-14. However, since VP-14 is screened at a deeper interval than MW-180, it was not selected for the calculation of vapor intrusion risk from shallow groundwater. As shown in Table 6, the upper-bound cumulative cancer risk and non-cancer HI estimates from groundwater at MW-180 are 4×10^{-8} and 0.008, respectively which are below ADEQ's risk management limits for RME risks.

These risk estimates show that vapor intrusion from groundwater would not pose an unacceptable risk if there was a residence at Parcel 5.

[2] Chloroethane was detected at 0.35 µg/L in MW-33R, but it is not included in the risk calculations because it is not a constituent of concern, as shown in Attachment A, Table 1 of the First Quarter 2016 Vapor Intrusion Report.

4 Su mmary and Conclusion

- The concentrations of TCE in groundwater are decreasing or stable compared to previous reporting periods and historic results;
- Risk estimates for vapor intrusion from groundwater in the neighborhood are below ADEQ's risk management limits of 10^{-4} and 1 for cumulative cancer risk and non-cancer hazards, respectively; and
- Vapor intrusion modeling using perched water confirms the modeling results using VOC concentrations in water collected from groundwater monitoring wells.

5 References

Arkansas Department of Environmental Quality (ADEQ). 2005. Ground Water Remediation Level Interim Policy and Technical Guidance. Memorandum from Marcus Devine, Director, to Ellen Carpenter, Legal Division Chief. July 12.

Arkansas Department of Environmental Quality (ADEQ). 2013. Remedial Action Decision Document (RADD) for Corrective Action. Facility Identification Number: 66-00048. December 27.

ENVIRON International Corporation (ENVIRON). 2013. Revised Risk Management Plan. April 24.

ENVIRON International Corporation (ENVIRON). 2014a. First Quarter 2014 Progress Report, Attachment B: Soil Vapor Monitoring/Vapor Intrusion Report. May 15.

ENVIRON International Corporation (ENVIRON). 2014b. Second Quarter 2014 Progress Report, Attachment B: Soil Vapor Monitoring/Vapor Intrusion Report. August 15.

ENVIRON International Corporation (ENVIRON). 2014c. Offsite Shallow Groundwater Investigation Work Plan. October.

ENVIRON International Corporation (ENVIRON). 2014d. Third Quarter 2014 Progress Report, Attachment B: Soil Vapor Monitoring/Vapor Intrusion Report. November 14.

ENVIRON International Corporation (ENVIRON). 2015a. Fourth Quarter 2014 Progress Report, Attachment B: Soil Vapor Monitoring/Vapor Intrusion Report. February.

ENVIRON International Corporation (ENVIRON). 2015b. First Quarter 2015 Progress Report, Attachment B: Soil Vapor Monitoring and Vapor Intrusion Assessment Report. April.

Ramboll Environ US Corporation (ENVIRON). 2015. Second Quarter 2015 Progress Report, Attachment B: Soil Vapor Monitoring and Vapor Intrusion Assessment Report. August.

Ramboll Environ US Corporation (ENVIRON). 2015. Third Quarter 2015 Progress Report, Attachment B: Soil Vapor Monitoring and Vapor Intrusion Assessment Report. October.

Ramboll Environ US Corporation (ENVIRON). 2015. Fourth Quarter 2015 Progress Report, Attachment B: Soil Vapor Monitoring and Vapor Intrusion Assessment Report. December.

Ramboll Environ US Corporation (Ramboll Environ). 2016. Human Health Risk Assessment Update. January.

United States Environmental Protection Agency (USEPA). 2015a. OSWER Technical Guide for Assessing and Mitigating the Vapor Intrusion Pathway from Subsurface Vapor Sources to Indoor Air. Office of Solid Waste and Emergency Response. OSWER Publication 9200.2-154. June.

United States Environmental Protection Agency (USEPA). 2015b. Technical Guide for Addressing Petroleum Vapor Intrusion at Leaking Underground Storage Tank Sites. EPA 510-R-15-001. June.

Weather Underground. "Weather History for Fort Smith, AR." Weather Forecast & Reports. April 2016. Accessed June 28, 2016. < http://www.wunderground.com/history/airport/KFSM/2016/4/15/MonthlyCalendar.html>.

Weather Underground. "Weather History for Fort Smith, AR." Weather Forecast & Reports. May 2016. Accessed June 28, 2016. < http://www.wunderground.com/history/airport/KFSM/2016/5/15/MonthlyCalendar.html>.

Tables

TABLE 1a
SUMMARY OF MATRICES ENCOUNTERED AND SAMPLED AT SOIL VAPOR MONITORING POINTS
Whirlpool Facility - Fort Smith, Arkansas

Quarter of Collection	Date of Collection	In Neighborhood										South of Neighborhood	
		Parcel 1		Parcel 2		Parcel 3			Parcel 4		Parcel 6	Parcel 5	
		VP-5	VP-6	VP-7	VP-8	OA/CS/IA~	VP-9	VP-10	VP-1S+	VP-1D / VP-12#	VP-15	VP-2S+	VP-2D / VP-14#
2nd Q 2016	5/2016	**Water**	**Water**	**Water**	**Water**	NS	NS	**Water**	--	**Water**	**Water**	--	**Water**
1st Q 2016	1/2016	**Water**	**Water**	**Water**	**Water**	NS	NS	**Water**	--	**Water**	**Water**	--	**Water**
4th Q 2015	10/2015	**Water**	**Water**	**Air**	**Water**	**Air**	**Air**	**Water**	--	**Water**	**Water**	--	**Water**
3rd Q 2015	7/2015	**Water**	**Water**	**Air**	**Water**	NS	**Water**	**Water**	--	**Water**	**Water**	--	**Water**
2nd Q 2015	4/2015	**Water**	**Water**	**Air**	**Water**	**Air**	**Air**	**Water**	--	**Water**	--	--	*Water*
1st Q 2015	1/2015	**Air**	**Water**	**Air**	*Water*	--	**Air**	**Water**	--	**Water**	--	--	**Air**
4th Q 2014	10/2014	--	--	--	--	--	--	--	**Water**	*Air*	--	**Water**	**Water**
3rd Q 2014	9/2014	--	--	--	--	--	--	--	**Water**	*Air**	--	**Water**	**Water**
3rd Q 2014	7/2014	--	--	--	--	--	--	--	*Water*	*Water*	--	**Water**	**Water**
2nd Q 2014	5/2014	--	--	--	--	--	--	--	Water	**Air**	--	Water	Water
1st Q 2014	3/2014	--	--	--	--	--	--	--	**Air**	**Air**	--	Water	**Air**

Notes:
Shaded and **bolded** cells indicate that a sample was collected.
Italicized cells indicate that insufficient volume was available for sample collection.
Dashes (--) indicate the location was not installed or was abandoned during this sampling event.
Prior to the Third Quarter 2014, water encountered in the soil vapor monitoring points was not sampled per the quarterly sampling plan.
"NS" indicates the location was not sampled during this sampling event.

* - During the September 2014 sampling event, no air or water sample could be collected at VP-1D; a water sample was collected at the nearby port SV-04D to characterize VOC concentrations in the area.

~ - Outdoor ("OA"), crawl space ("CS"), and indoor air ("IA") samples were collected in the Second Quarter 2015 and Fourth Quarter 2015 at Parcel 3 at the request of the property owner
+ - During the First Quarter 2015, VP-1S and VP-2S were abandoned and installation of VP-11 and VP-13 was attempted in Parcels 4 and 5, respectively. However, because of water in the borings for VP-11 and VP-13, monitoring wells MW-181 and MW-180, respectively, were installed.
# - During the First Quarter 2015, locations VP-1D and VP-2D were replaced by VP-12 and VP-14, respectively.

RAMBOLL ENVIRON

TABLE 1b
SUMMARY OF SCREEN INTERVALS AT SOIL VAPOR MONITORING POINTS
Whirlpool Facility - Fort Smith, Arkansas

Area	Parcel	Location	Screen Interval (ft bgs)	Notes	2nd Q 2016
					5/2016
In Neighborhood	1	MW-173	5-6		Water
In Neighborhood	1	VP-5	7.25-7.75	water in VP	Water
In Neighborhood	1	MW-174	10-11		Water
In Neighborhood	1	VP-6	13.75-14.25	water in VP	Water
In Neighborhood	2	VP-7	5.25-5.75	water in VP	Water
In Neighborhood	2	VP-8	10.25-10.75	water in VP	Water
In Neighborhood	2	MW-175	14-15		Water
In Neighborhood	3	VP-9	5.25-5.75	air sample attempted, water sample not viable (VP was dry)	NS
In Neighborhood	3	VP-10	10.75-11.25	water in VP	Water
In Neighborhood	3	MW-176	13.5-14.5		Water
In Neighborhood	4	MW-181 (VP-11)+	5.5-6.5		Water
In Neighborhood	4	MW-177	9-10		Water
In Neighborhood	4	MW-71	12#		Water
In Neighborhood	4	VP-12 (VP-1D)*	12.25-12.75	water in VP	Water
In Neighborhood	6	VP-15	5.25-5.75	water in VP	Water
In Neighborhood	6	MW-55R	19-21		Water
South of Neighborhood	5	MW-180 (VP-13)+	6-7	water in VP	Water
South of Neighborhood	5	MW-178	7-8	well historically dry, no sample attempted	NS
South of Neighborhood	5	VP-14 (VP-2D)*	10.25-10.75	water in VP	Water
South of Neighborhood	5	MW-179	12-13		Water
South of Neighborhood	5	MW-33R	19-21		Water

Notes:

Shaded cells indicate that sample was used in risk assessment.

Italicized cells indicate that insufficient volume was available for sample collection.

Dashes (--) indicate the location was not installed or was abandoned during this sampling event.

Prior to the Third Quarter 2014, water encountered in the soil vapor monitoring points was not sampled per the quarterly sampling plan.

"NS" indicates the location was not sampled during this sampling event.

* - During the First Quarter 2015, locations VP-1D and VP-2D were replaced by VP-12 and VP-14, respectively.

+ - During the First Quarter 2015, VP-1S and VP-2S were abandoned and installation of VP-11 and VP-13 was attempted in Parcels 4 and 5, respectively. However, because of water in the borings for VP-11 and VP-13, monitoring wells MW-181 and MW-180, respectively, were installed.

- Well screen information is not available for MW-71. The typical depth to groundwater of 12 feet bgs was substituted for the screen depth.

TABLE 2a
SECOND QUARTER 2016 GROUNDWATER VOC DATA FOR MONITORING WELLS IN THE NEIGHBORHOOD
Whirlpool Facility - Fort Smith, Arkansas

Location	MW-34R	MW-35R	MW-36R	MW-39R	MW-40R	MW-41R	MW-41R	MW-46R	MW-46R
Field Sample ID	MW-34R-201605	MW-35R-201605	MW-36R-201605	MW-39R-201605	MW-40R-201605	MW-41R-201605	DUP-03-201605	MW-46R-201605	DUP-10-201605
Lab Sample ID	60218288022	60218288019	60218288026	60218184009	60218184010	60218288020	60218288021	60218288010	60218288011
Sample Date	5/3/2016	5/3/2016	5/3/2016	5/2/2016	5/2/2016	5/3/2016	5/3/2016	5/3/2016	5/3/2016
Comments							Field Duplicate		Field Duplicate
Volatile Organic Compounds									
Acetone	6.6 J (1.9)	35.5 (1.9)	20.6 (1.9)	U (1.9)	U (1.9)	U (1.9)	U (1.9)	U (1.9)	U (1.9)
Benzene	U (0.060)	U (0.060)	0.15 J (0.060)	U (0.060)	U (0.060)	U (0.060)	U (0.060)	U (0.060)	U (0.060)
Bromoform	U (0.070)	1.3 (0.070)	0.62 J (0.070)	U (0.070)	U (0.070)	U (0.070)	U (0.070)	0.64 J (0.070)	U (0.070)
Bromomethane	U (0.16)	10.6 (0.16)	29.2 (0.16)	U (0.16)	U (0.16)	U (0.16)	U (0.16)	U (0.16)	U (0.16)
2-Butanone	U (0.59)	U (0.59)	U (0.59)	U (0.59)	U (0.59)	U (0.59)	U (0.59)	U (0.59)	U (0.59)
Carbon Disulfide	0.54 J (0.12)	0.12 J (0.12)	0.30 J (0.12)	U (0.12)	U (0.12)	U (0.12)	U (0.12)	U (0.12)	U (0.12)
Chloroethane	U (0.15)	U (0.15)	U (0.15)	U (0.15)	U (0.15)	U (0.15)	U (0.15)	U (0.15)	U (0.15)
Chloroform	U (0.14)	0.16 J (0.14)	0.21 J (0.14)	U (0.14)	U (0.14)	U (0.14)	U (0.14)	U (0.14)	U (0.14)
Chloromethane	U (0.080)	28.8 (0.080)	15.4 (0.080)	U (0.080)	U (0.080)	U (0.080)	U (0.080)	U (0.080)	U (0.080)
1,1-Dichloroethene	U (0.20)	U (0.20)	U (0.20)	U (0.20)	U (0.20)	0.35 J (0.20)	0.39 J (0.20)	1.3 (0.20)	1.2 (0.20)
cis-1,2-Dichloroethene	0.56 J (0.080)	0.49 J (0.080)	U (0.080)	U (0.080)	U (0.080)	17.3 (0.080)	17.5 (0.080)	12.6 (0.080)	11.1 (0.080)
trans-1,2-Dichloroethene	U (0.20)	U (0.20)	U (0.20)	U (0.20)	U (0.20)	0.69 J (0.20)	U (0.20)	0.44 J (0.20)	0.44 J (0.20)
2-Hexanone	U (1.2)	U (1.2)	U (1.2)	U (1.2)	U (1.2)	U (1.2)	U (1.2)	U (1.2)	U (1.2)
4-Methyl-2-pentanone	U (0.42)	U (0.42)	U (0.42)	U (0.42)	U (0.42)	U (0.42)	U (0.42)	U (0.42)	U (0.42)
Methylene Chloride	U (0.15)	U (0.15)	0.52 J (0.15)	U (0.15)	U (0.15)	U (0.15)	U (0.15)	U (0.15)	U (0.15)
1,1,2,2-Tetrachloroethane	U (0.15)	0.20 J (0.15)	U (0.15)	U (0.15)	U (0.15)	U (0.15)	U (0.15)	U (0.15)	U (0.15)
Tetrachloroethene	U (0.10)	U (0.10)	U (0.10)	U (0.10)	U (0.10)	U (0.10)	U (0.10)	0.15 J (0.10)	U (0.10)
Toluene	U (0.17)	U (0.17)	U (0.17)	U (0.17)	U (0.17)	U (0.17)	U (0.17)	U (0.17)	U (0.17)
Trichloroethene	2.5 (0.17)	19.3 (0.17)	1.7 (0.17)	U (0.17)	U (0.17)	87.8 (0.17)	82.9 (0.17)	445 (0.85)	461 (1.7)
Vinyl Chloride	U (0.13)	U (0.13)	U (0.13)	U (0.13)	U (0.13)	0.18 J (0.13)	0.20 J (0.13)	0.40 J (0.13)	0.52 J (0.13)

Notes:

1 All concentrations are presented in µg/L (ppb).

2 Only chemicals with at least one detection in any water sample are shown.

U = Not detected
J = Estimated concentration
( ) = Detection limit
µg/L = Micrograms per liter

TABLE 2a
SECOND QUARTER 2016 GROUNDWATER VOC DATA FOR MONITORING WELLS IN THE NEIGHBORHOOD
Whirlpool Facility - Fort Smith, Arkansas

Location	MW-50R	MW-55R	MW-56R	MW-57R	MW-58R	MW-58R	MW-60R	MW-61R	MW-62R
Field Sample ID	MW-50R-201605	MW-55R-201605	MW-56R-201605	MW-57R-201605	MW-58R-201605	DUP-04-201605	MW-60R-201605	MW-61R-201605	MW-62R-201605
Lab Sample ID	60218184001	60218184006	60218288015	60218288005	60218387012	60218387033	60218184002	60218288008	60218288006
Sample Date	5/2/2016	5/2/2016	5/3/2016	5/3/2016	5/4/2016	5/4/2016	5/2/2016	5/3/2016	5/3/2016
Comments						Field Duplicate			
Volatile Organic Compounds									
Acetone	U (1.9)	U (1.9)	U (1.9)	U (1.9)	U (1.9)	U (1.9)	U (1.9)	U (1.9)	U (1.9)
Benzene	U (0.060)	U (0.060)	0.17 J (0.060)	U (0.060)	U (0.060)	U (0.060)	0.10 J (0.060)	U (0.060)	U (0.060)
Bromoform	U (0.070)	U (0.070)	U (0.070)	U (0.070)	U (0.070)	U (0.070)	U (0.070)	U (0.070)	U (0.070)
Bromomethane	U (0.16)	U (0.16)	U (0.16)	U (0.16)	U (0.16)	U (0.16)	U (0.16)	U (0.16)	U (0.16)
2-Butanone	U (0.59)	U (0.59)	U (0.59)	U (0.59)	U (0.59)	U (0.59)	U (0.59)	U (0.59)	U (0.59)
Carbon Disulfide	U (0.12)	U (0.12)	U (0.12)	U (0.12)	U (0.12)	U (0.12)	U (0.12)	U (0.12)	U (0.12)
Chloroethane	U (0.15)	U (0.15)	U (0.15)	U (0.15)	U (0.15)	U (0.15)	U (0.15)	U (0.15)	U (0.15)
Chloroform	U (0.14)	0.39 J (0.14)	0.22 J (0.14)	0.18 J (0.14)	U (0.14)	U (0.14)	U (0.14)	U (0.14)	0.24 J (0.14)
Chloromethane	U (0.080)	U (0.080)	U (0.080)	U (0.080)	U (0.080)	U (0.080)	U (0.080)	U (0.080)	U (0.080)
1,1-Dichloroethene	U (0.20)	U (0.20)	2.3 (0.20)	1.7 (0.20)	1.9 (0.20)	1.7 (0.20)	U (0.20)	U (0.20)	U (0.20)
cis-1,2-Dichloroethene	U (0.080)	U (0.080)	19.7 (0.080)	12.8 (0.080)	29.7 (0.080)	25.2 (0.080)	U (0.080)	3.8 (0.080)	U (0.080)
trans-1,2-Dichloroethene	U (0.20)	U (0.20)	0.29 J (0.20)	0.26 J (0.20)	0.27 J (0.20)	U (0.20)	U (0.20)	U (0.20)	U (0.20)
2-Hexanone	U (1.2)	U (1.2)	U (1.2)	U (1.2)	U (1.2)	U (1.2)	U (1.2)	U (1.2)	U (1.2)
4-Methyl-2-pentanone	U (0.42)	U (0.42)	U (0.42)	U (0.42)	U (0.42)	U (0.42)	U (0.42)	U (0.42)	U (0.42)
Methylene Chloride	U (0.15)	U (0.15)	U (0.15)	U (0.15)	U (0.15)	U (0.15)	U (0.15)	U (0.15)	U (0.15)
1,1,2,2-Tetrachloroethane	U (0.15)	U (0.15)	U (0.15)	U (0.15)	U (0.15)	U (0.15)	U (0.15)	U (0.15)	U (0.15)
Tetrachloroethene	U (0.10)	U (0.10)	U (0.10)	0.18 J (0.10)	U (0.10)	U (0.10)	U (0.10)	U (0.10)	U (0.10)
Toluene	U (0.17)	U (0.17)	U (0.17)	U (0.17)	U (0.17)	U (0.17)	U (0.17)	U (0.17)	U (0.17)
Trichloroethene	0.46 J (0.17)	2.1 (0.17)	734 (0.85)	425 (0.85)	352 (0.85)	308 (0.85)	U (0.17)	5.3 (0.17)	U (0.17)
Vinyl Chloride	U (0.13)	U (0.13)	0.52 J (0.13)	0.51 J (0.13)	0.81 J (0.13)	0.64 J (0.13)	U (0.13)	U (0.13)	U (0.13)

Notes:

1 All concentrations are presented in µg/L (ppb).

2 Only chemicals with at least one detection in any water sample are shown.

U = Not detected
J = Estimated concentration
( ) = Detection limit
µg/L = Micrograms per liter

TABLE 2a
SECOND QUARTER 2016 GROUNDWATER VOC DATA FOR MONITORING WELLS IN THE NEIGHBORHOOD
Whirlpool Facility - Fort Smith, Arkansas

Location	MW-63R	MW-65	MW-66	MW-67R	MW-68	MW-71	MW-81	MW-82	MW-96
Field Sample ID	MW-63R-201605	MW-65-201605	MW-66-201605	MW-67R-201605	MW-68-201605	MW-71-201605	MW-81-201605	MW-82-201605	MW-96-201605
Lab Sample ID	60218184008	60218288017	60218184007	60218184004	60218184005	60218288003	60218387006	60218387014	60218294003
Sample Date	5/2/2016	5/3/2016	5/2/2016	5/2/2016	5/2/2016	5/3/2016	5/4/2016	5/4/2016	5/3/2016
Comments									
Volatile Organic Compounds									
Acetone	U (1.9)	33.0 (1.9)	U (1.9)	U (1.9)	U (1.9)	U (1.9)	21.9 (1.9)	50.0 (1.9)	U (1.9)
Benzene	U (0.060)	0.22 J (0.060)	U (0.060)	U (0.060)	U (0.060)	U (0.060)	0.11 J (0.060)	0.18 J (0.060)	U (0.060)
Bromoform	U (0.070)	U (0.070)	U (0.070)	U (0.070)	U (0.070)	U (0.070)	0.47 J (0.070)	U (0.070)	U (0.070)
Bromomethane	U (0.16)	U (0.16)	U (0.16)	U (0.16)	U (0.16)	U (0.16)	4.2 J (0.16)	5.4 (0.16)	U (0.16)
2-Butanone	U (0.59)	U (0.59)	U (0.59)	U (0.59)	U (0.59)	U (0.59)	U (0.59)	4.6 J (0.59)	U (0.59)
Carbon Disulfide	U (0.12)	U (0.12)	U (0.12)	U (0.12)	U (0.12)	U (0.12)	U (0.12)	0.28 J (0.12)	U (0.12)
Chloroethane	U (0.15)	U (0.15)	U (0.15)	U (0.15)	U (0.15)	U (0.15)	U (0.15)	U (0.15)	U (0.15)
Chloroform	0.31 J (0.14)	U (0.14)	U (0.14)	U (0.14)	U (0.14)	U (0.14)	0.26 J (0.14)	0.18 J (0.14)	U (0.14)
Chloromethane	U (0.080)	1.5 (0.080)	U (0.080)	U (0.080)	U (0.080)	U (0.080)	0.54 J (0.080)	2.2 (0.080)	U (0.080)
1,1-Dichloroethene	U (0.20)	U (0.20)	U (0.20)	U (0.20)	U (0.20)	1.3 (0.20)	0.55 J (0.20)	U (0.20)	U (0.20)
cis-1,2-Dichloroethene	0.55 J (0.080)	0.35 J (0.080)	0.20 J (0.080)	U (0.080)	U (0.080)	5.3 (0.080)	8.3 (0.080)	0.81 J (0.080)	U (0.080)
trans-1,2-Dichloroethene	U (0.20)	U (0.20)	U (0.20)	U (0.20)	U (0.20)	U (0.20)	1.1 (0.20)	U (0.20)	U (0.20)
2-Hexanone	U (1.2)	U (1.2)	U (1.2)	U (1.2)	U (1.2)	U (1.2)	U (1.2)	U (1.2)	U (1.2)
4-Methyl-2-pentanone	U (0.42)	U (0.42)	U (0.42)	U (0.42)	U (0.42)	U (0.42)	U (0.42)	U (0.42)	U (0.42)
Methylene Chloride	U (0.15)	U (0.15)	U (0.15)	U (0.15)	U (0.15)	U (0.15)	0.26 J (0.15)	U (0.15)	U (0.15)
1,1,2,2-Tetrachloroethane	U (0.15)	U (0.15)	U (0.15)	U (0.15)	U (0.15)	U (0.15)	U (0.15)	U (0.15)	U (0.15)
Tetrachloroethene	U (0.10)	U (0.10)	U (0.10)	U (0.10)	U (0.10)	U (0.10)	U (0.10)	U (0.10)	U (0.10)
Toluene	U (0.17)	U (0.17)	U (0.17)	U (0.17)	U (0.17)	U (0.17)	U (0.17)	U (0.17)	U (0.17)
Trichloroethene	3.3 (0.17)	21.5 (0.17)	2.6 (0.17)	U (0.17)	U (0.17)	140 (0.17)	256 (0.85)	31.7 (0.17)	U (0.17)
Vinyl Chloride	U (0.13)	U (0.13)	U (0.13)	U (0.13)	U (0.13)	0.23 J (0.13)	U (0.13)	U (0.13)	U (0.13)

Notes:

1 All concentrations are presented in µg/L (ppb).

2 Only chemicals with at least one detection in any water sample are shown.

U = Not detected
J = Estimated concentration
( ) = Detection limit
µg/L = Micrograms per liter

TABLE 2a
SECOND QUARTER 2016 GROUNDWATER VOC DATA FOR MONITORING WELLS IN THE NEIGHBORHOOD
Whirlpool Facility - Fort Smith, Arkansas

Location	MW-97	MW-98	MW-99	MW-173	MW-174	MW-175	MW-176	MW-177	MW-181
Field Sample ID	MW-97-201605	MW-98-201605	MW-99-201605	MW-173-201605	MW-174-201605	MW-175-201605	MW-176-201605	MW-177-201605	MW-181-201605
Lab Sample ID	60218530001	60218294004	60218294001	60218425003	60218425002	60218294005	60218294006	60218192001	60218387040
Sample Date	5/5/2016	5/3/2016	5/3/2016	5/4/2016	5/4/2016	5/3/2016	5/3/2016	5/2/2016	5/4/2016
Comments									
Volatile Organic Compounds									
Acetone	U (1.9)	U (1.9)	U (1.9)	22.7 (1.9)	U (1.9)	18.3 (1.9)	U (1.9)	U (1.9)	U (1.9)
Benzene	U (0.060)	U (0.060)	U (0.060)	0.34 J (0.060)	0.32 J (0.060)	0.18 J (0.060)	U (0.060)	U (0.060)	U (0.060)
Bromoform	U (0.070)	U (0.070)	U (0.070)	U (0.070)	U (0.070)	U (0.070)	U (0.070)	U (0.070)	U (0.070)
Bromomethane	U (0.16)	U (0.16)	U (0.16)	U (0.16)	U (0.16)	U (0.16)	U (0.16)	U (0.16)	U (0.16)
2-Butanone	U (0.59)	3.5 J (0.59)	U (0.59)	3.9 J (0.59)	U (0.59)	U (0.59)	U (0.59)	U (0.59)	U (0.59)
Carbon Disulfide	U (0.12)	U (0.12)	U (0.12)	1.3 J (0.12)	0.22 J (0.12)	0.17 JB (0.12)	U (0.12)	U (0.12)	U (0.12)
Chloroethane	U (0.15)	U (0.15)	U (0.15)	U (0.15)	U (0.15)	U (0.15)	U (0.15)	U (0.15)	U (0.15)
Chloroform	U (0.14)	U (0.14)	U (0.14)	U (0.14)	U (0.14)	U (0.14)	U (0.14)	U (0.14)	U (0.14)
Chloromethane	U (0.080)	U (0.080)	U (0.080)	U (0.080)	U (0.080)	U (0.080)	U (0.080)	U (0.080)	U (0.080)
1,1-Dichloroethene	U (0.20)	U (0.20)	U (0.20)	U (0.20)	U (0.20)	0.25 J (0.20)	3.3 (0.20)	U (0.20)	U (0.20)
cis-1,2-Dichloroethene	0.28 J (0.080)	U (0.080)	U (0.080)	U (0.080)	U (0.080)	1.2 (0.080)	93.7 (0.080)	U (0.080)	U (0.080)
trans-1,2-Dichloroethene	U (0.20)	U (0.20)	U (0.20)	U (0.20)	U (0.20)	U (0.20)	0.80 J (0.20)	U (0.20)	U (0.20)
2-Hexanone	U (1.2)	U (1.2)	U (1.2)	U (1.2)	U (1.2)	U (1.2)	U (1.2)	U (1.2)	U (1.2)
4-Methyl-2-pentanone	U (0.42)	U (0.42)	U (0.42)	0.49 J (0.42)	U (0.42)	U (0.42)	U (0.42)	U (0.42)	U (0.42)
Methylene Chloride	U (0.15)	U (0.15)	U (0.15)	U (0.15)	U (0.15)	U (0.15)	U (0.15)	U (0.15)	U (0.15)
1,1,2,2-Tetrachloroethane	U (0.15)	U (0.15)	U (0.15)	U (0.15)	U (0.15)	U (0.15)	U (0.15)	U (0.15)	U (0.15)
Tetrachloroethene	U (0.10)	U (0.10)	U (0.10)	U (0.10)	U (0.10)	U (0.10)	U (0.10)	U (0.10)	U (0.10)
Toluene	U (0.17)	U (0.17)	U (0.17)	U (0.17)	U (0.17)	U (0.17)	U (0.17)	U (0.17)	U (0.17)
Trichloroethene	U (0.17)	U (0.17)	U (0.17)	U (0.17)	U (0.17)	54.9 (0.17)	389 (1.7)	U (0.17)	U (0.17)
Vinyl Chloride	U (0.13)	U (0.13)	U (0.13)	U (0.13)	U (0.13)	U (0.13)	0.45 J (0.13)	U (0.13)	U (0.13)

Notes:

1 All concentrations are presented in µg/L (ppb).
2 Only chemicals with at least one detection in any water sample are shown.

U = Not detected
J = Estimated concentration
( ) = Detection limit
µg/L = Micrograms per liter

TABLE 2b
SECOND QUARTER 2016 GROUNDWATER VOC DATA FOR MONITORING WELLS SOUTH OF THE NEIGHBORHOOD
Whirlpool Facility - Fort Smith, Arkansas

Location	MW-33R	MW-179	MW-180
Field Sample ID	MW-33R-201604	MW-179-201605	MW-180-201605
Lab Sample ID	60217246003	60218387041	60218544030
Sample Date	4/18/2016	5/4/2016	5/5/2016
Comments			
Volatile Organic Compounds			
Acetone	U (1.9)	U (1.9)	10.4 (1.9)
Benzene	U (0.060)	U (0.060)	U (0.060)
Bromoform	U (0.070)	U (0.070)	U (0.070)
Bromomethane	U (0.16)	U (0.16)	U (0.16)
2-Butanone	U (0.59)	U (0.59)	U (0.59)
Carbon Disulfide	U (0.12)	0.13 J (0.12)	U (0.12)
Chloroethane*	0.35 J (0.15)	U (0.15)	U (0.15)
Chloroform	0.33 J (0.14)	U (0.14)	U (0.14)
Chloromethane	0.16 J (0.080)	U (0.080)	U (0.080)
1,1-Dichloroethene	0.63 J (0.20)	U (0.20)	U (0.20)
cis-1,2-Dichloroethene	6.7 (0.080)	U (0.080)	1.4 (0.080)
trans-1,2-Dichloroethene	0.70 J (0.20)	U (0.20)	U (0.20)
2-Hexanone	U (1.2)	U (1.2)	U (1.2)
4-Methyl-2-pentanone	U (0.42)	U (0.42)	U (0.42)
Methylene Chloride	U (0.15)	U (0.15)	U (0.15)
1,1,2,2-Tetrachloroethane	U (0.15)	U (0.15)	U (0.15)
Tetrachloroethene	0.16 J (0.10)	U (0.10)	U (0.10)
Toluene	U (0.17)	U (0.17)	U (0.17)
Trichloroethene	776 (1.7)	6.6 (0.17)	10.3 (0.17)
Vinyl Chloride	0.23 J (0.13)	U (0.13)	U (0.13)

Notes:

1 All concentrations are presented

2 Only chemicals with at least one detection in any water sample are shown.

U = Not detected

J = Estimated concentration

( ) = Detection limit

µg/L = Micrograms per liter

***** = Not a consituent of concern, as shown in Attachment A, Table 1 of the First Quarter 2016 Vapor Intrusion Report.

TABLE 3
SECOND QUARTER 2016 WATER DATA FROM SOIL VAPOR MONITORING POINTS
Whirlpool Facility - Fort Smith, Arkansas

Parcel	1	1	2	2	3	4	5	6
Location	VP-5	VP-6	VP-7	VP-8	VP-10	VP-12	VP-14	VP-15
Field Sample ID	VP-05-201605	VP-06-201605	VP-07-201605	VP-08-201605	VP-10-201605	VP-12-201605	VP-14-201605	VP-15-201605
Lab Sample ID	60218425004	60218425001	60218294007	60218294008	60218294009	60218192003	60218387042	60218192002
Collection Depth (ft bgs)	7.25 - 7.75	13.75-14.25	5.25-5.75	10.25-10.75	10.75-11.25	12.25-12.75	10.25-10.75	5.5 - 6
Sample Date	5/4/2016	5/4/2016	5/3/2016	5/3/2016	5/3/2016	5/2/2016	5/4/2016	5/2/2016
Comments								
Volatile Organic Compounds								
Acetone	141 (1.9)	47.6 (1.9)	39.0 (1.9)	144 (1.9)	U (1.9)	U (1.9)	U (1.9)	U (1.9)
Benzene	0.85 J (0.060)	0.98 J (0.060)	0.34 J (0.060)	0.62 J (0.060)	0.23 J (0.060)	U (0.060)	U (0.060)	0.60 J (0.060)
Bromoform	0.79 J (0.070)	U (0.070)	U (0.070)	U (0.070)	U (0.070)	U (0.070)	U (0.070)	U (0.070)
Bromomethane	2.1 J (0.16)	U (0.16)	U (0.16)	U (0.16)	U (0.16)	U (0.16)	U (0.16)	U (0.16)
2-Butanone	24.9 (0.59)	7.5 J (0.59)	5.7 J (0.59)	24.9 (0.59)	U (0.59)	U (0.59)	U (0.59)	U (0.59)
Carbon Disulfide	0.30 J (0.12)	0.49 J (0.12)	U (0.12)	U (0.12)	0.35 (0.12)	0.21 J (0.12)	0.17 J (0.12)	U (0.12)
Chloroethane	U (0.15)	U (0.15)	U (0.15)	U (0.15)	U (0.15)	U (0.15)	U (0.15)	U (0.15)
Chloroform	0.39 J (0.14)	U (0.14)	U (0.14)	U (0.14)	1.9 (0.14)	0.19 J (0.14)	0.68 J (0.14)	U (0.14)
Chloromethane	U (0.080)	U (0.080)	U (0.080)	U (0.080)	U (0.080)	U (0.080)	U (0.080)	U (0.080)
1,1-Dichloroethene	U (0.20)	U (0.20)	U (0.20)	U (0.20)	1.5 (0.20)	U (0.20)	0.67 J (0.20)	U (0.20)
cis-1,2-Dichloroethene	U (0.080)	0.17 J (0.080)	U (0.080)	U (0.080)	13.1 (0.080)	U (0.080)	2.4 (0.080)	U (0.080)
trans-1,2-Dichloroethene	U (0.20)	U (0.20)	U (0.20)	U (0.20)	0.24 J (0.20)	U (0.20)	U (0.20)	U (0.20)
2-Hexanone	10.1 (1.2)	U (1.2)	U (1.2)	6.3 J (1.2)	U (1.2)	U (1.2)	U (1.2)	U (1.2)
4-Methyl-2-pentanone	2.4 J (0.42)	0.74 J (0.42)	1.8 J (0.42)	0.86 J (0.42)	U (0.42)	U (0.42)	U (0.42)	U (0.42)
Methylene Chloride	0.57 J (0.15)	U (0.15)	U (0.15)	U (0.15)	U (0.15)	U (0.15)	U (0.15)	U (0.15)
1,1,2,2-Tetrachloroethane	U (0.15)	U (0.15)	U (0.15)	U (0.15)	U (0.15)	U (0.15)	U (0.15)	U (0.15)
Tetrachloroethene	U (0.10)	U (0.10)	U (0.10)	U (0.10)	U (0.10)	U (0.10)	U (0.10)	U (0.10)
Toluene	0.35 J (0.17)	0.32 J (0.17)	U (0.17)	0.37 J (0.17)	0.31 J (0.17)	U (0.17)	U (0.17)	U (0.17)
Trichloroethene	0.66 J (0.17)	0.78 J (0.17)	U (0.17)	3.8 (0.17)	376 (0.85)	U (0.17)	54.5 (0.17)	U (0.17)
Vinyl Chloride	U (0.13)	U (0.13)	U (0.13)	0.15 J (0.13)	0.30 J (0.13)	U (0.13)	U (0.13)	U (0.13)

Notes:

1 All concentrations are presented in µg/L (ppb).

2 Only chemicals with at least one detection in any water sample are shown.

ft bgs = Feet below ground surface

U = Not detected

J = Estimated concentration

( ) = Method detection limit

µg/L = Micrograms per liter

RAMBOLL ENVIRON

TABLE 4
UPPER-BOUND VAPOR INTRUSION RISK ESTIMATES
BASED ON SECOND QUARTER 2016 GROUNDWATER DATA IN THE NEIGHBORHOOD
Whirlpool Facility - Fort Smith, Arkansas

Chemical	CASRN	Maximum Detected Concentration in Groundwater in Neighborhood (mg/L)	Location of Maximum Detected Concentration in Groundwater in Neighborhood	Residential VI	
				Risk	HQ
Volatile Organic Compounds					
Acetone	67-64-1	5.00E-02	MW-82		3.3E-07
Benzene	71-43-2	3.40E-04	MW-173; MW-65	1.5E-09	1.5E-05
Bromoform	75-25-2	1.30E-03	MW-35R	1.4E-10	
Bromomethane	74-83-9	2.92E-02	MW-36R		8.9E-03
2-Butanone	78-93-3	4.60E-03	MW-82		1.8E-07
Carbon Disulfide	75-15-0	1.30E-03	MW-173		5.1E-06
Chloroform	67-66-3	3.90E-04	MW-55R	4.7E-09	9.5E-06
Chloromethane	74-87-3	2.88E-02	MW-35R		5.0E-04
1,1-Dichloroethene	75-35-4	3.30E-03	MW-176		4.3E-05
cis-1,2-Dichloroethene	156-59-2	9.37E-02	MW-176		
trans-1,2-Dichloroethene	156-60-5	1.10E-03	MW-87; MW-81		
4-Methyl-2-pentanone	108-10-1	4.90E-04	MW-173		3.7E-08
Methylene Chloride	75-09-2	5.20E-04	MW-36R	6.0E-12	9.2E-07
1,1,2,2-Tetrachloroethane	79-34-5	2.00E-04	MW-35R		
Tetrachloroethene	127-18-4	1.80E-04	MW-57R	3.4E-11	7.7E-06
Trichloroethene	79-01-6	7.34E-01	MW-56R	2.7E-06	5.6E-01
Vinyl Chloride	75-01-4	8.10E-04	MW-58R	1.7E-08	2.6E-05
Cumulative Risk and HI:				3E-06	6E-01

Note:
Only COCs detected in monitoring wells in the neighborhood are shown.
Detected concentrations are from samples collected from groundwater monitoring wells in the Second Quarter of 2016.
Risks calculated using the model derived by Johnson & Ettinger (1991), as discussed in Section 3.3.1 of the April 2013 Revised Risk Management Plan.
mg/L = Milligrams per liter

TABLE 5
EVALUATION OF VOCS IN WATER AT PARCELS IN THE NEIGHBORHOOD
Whirlpool Facility - Fort Smith, Arkansas

Chemical	CASRN	Parcel 1				Parcel 2				Parcel 3				Parcel 4		Parcel 6			
		7.5 ft bgs		14 ft bgs		5.5 ft bgs		10.5 ft bgs		11 ft bgs		12 ft bgs		12 ft bgs		5.5 ft bgs		12 ft bgs	
		VP-5		VP-6		VP-7		VP-8		VP-10		MW-176		MW-71		VP-15		MW-55R	
		Perched Water		Perched Water		Perched Water		Perched Water		Perched Water		Groundwater		Groundwater		Perched Water		Groundwater	
		Risk	HQ	Risk	HQ	Risk	HQ	Risk	HQ	Risk	HQ	Risk	HQ	Risk	HQ	Risk	HQ	Risk	HQ
Volatile Organic Compounds																			
Acetone	67-64-1		1.5E-06		2.7E-07		5.8E-07		1.1E-06										
Benzene	71-43-2	4.0E-09	3.9E-05	4.2E-09	4.2E-05	1.7E-09	1.7E-05	2.8E-09	2.8E-05	1.0E-09	1.0E-05					2.9E-09	2.9E-05		
Bromoform	75-25-2	1.3E-10																	
Bromomethane	74-83-9		6.8E-04																
2-Butanone	78-93-3		1.5E-06		2.6E-07		5.0E-07		1.1E-06										
Carbon Disulfide	75-15-0		1.2E-06		1.9E-06						1.4E-06								
Chloroform	67-66-3	5.0E-09	1.0E-05							2.3E-08	4.7E-05							4.7E-09	9.5E-06
1,1-Dichloroethene	75-35-4										1.9E-05		4.3E-05		1.7E-05				
cis-1,2-Dichloroethene	156-59-2																		
trans-1,2-Dichloroethene	156-60-5																		
2-Hexanone	591-78-6		1.1E-04						5.1E-05										
4-Methyl-2-pentanone	108-10-1		2.5E-07		5.1E-08		2.5E-07		7.1E-08										
Methylene Chloride	75-09-2	7.2E-12	1.1E-06																
Tetrachloroethene	127-18-4																		
Toluene	108-88-3		9.4E-08		8.1E-08				9.5E-08		8.0E-08								
Trichloroethene	79-01-6	2.5E-09	5.3E-04	2.9E-09	5.9E-04			1.4E-08	2.9E-03	1.4E-06	2.9E-01	1.4E-06	3.0E-01	5.2E-07	1.1E-01			7.8E-09	1.6E-03
Vinyl Chloride	75-01-4							3.1E-09	4.7E-06	6.2E-09	9.5E-06	9.2E-09	1.4E-05	4.7E-09	7.3E-06				
Cumulative Risk and HI:		1E-08	1E-03	7E-09	6E-04	2E-09	2E-05	2E-08	3E-03	1E-06	3E-01	1E-06	3E-01	5E-07	1E-01	3E-09	3E-05	1E-08	2E-03

Notes:
Only COCs detected in the Second Quarter 2016 samples at locations listed on the table are shown.
Risk and HQ estimates were not calculated for detected chemicals with inadequate toxicity or physical/chemical parameters or where chemical concentrations were non-detect.
Risks based on soil vapor data were calculated using USEPA's default attenuation factor for subslab gas to indoor air of 0.03, as discussed in Section 6.8.2 of the April 2013 Revised Risk Management Plan.
Risks based on concentrations measured in groundwater were calculated using the model derived by Johnson & Ettinger (1991), as discussed in Section 3.3.1 of the April 2013 Revised Risk Management Plan.
Risks based on concentrations measured in water from the soil vapor ports or shallow groundwater were calculated using the same approach used for groundwater, except the depth was assumed to be the depth of the port or the depth of the screen, respectively, as discussed in Section 3 of the Third Quarter 2015 Vapor Intrusion Report.
Cumulative cancer risk and HI estimates were below Arkansas Department of Environmental Quality (ADEQ)'s risk limits (1E-5 and 1, respectively).
ft bgs = Feet below ground surface

RAMBOLL ENVIRON

TABLE 6
EVALUATION OF VOCS IN WATER AT PARCEL 5 (SOUTH OF NEIGHBORHOOD)
Whirlpool Facility - Fort Smith, Arkansas

Chemical	CASRN	6.5 ft bgs		12 ft bgs	
		MW-180		MW-33R	
		Shallow Groundwater		Groundwater	
		Risk	HQ	Risk	HQ
Volatile Organic Compounds					
Acetone	67-64-1		1.3E-07		
Chloroform	67-66-3			4.0E-09	8.0E-06
Chloromethane	74-87-3				2.8E-06
1,1-Dichloroethene	75-35-4				8.1E-06
cis-1,2-Dichloroethene	156-59-2				
trans-1,2-Dichloroethene	156-60-5				
Tetrachloroethene	127-18-4			3.0E-11	6.8E-06
Trichloroethene	79-01-6	4.0E-08	8.4E-03	2.9E-06	6.0E-01
Vinyl Chloride	75-01-4			4.7E-09	7.3E-06
Cumulative Risk and HI:		4E-08	8E-03	3E-06	6E-01

Notes:

Only COCs detected in the Second Quarter 2016 samples at locations listed on the table are shown.

Risk and HQ estimates were not calculated for detected chemicals with inadequate toxicity or

Risks based on concentrations measured in groundwater were calculated using the model derived by Johnson & Ettinger (1991), as discussed in Section 3.3.1 of the April 2013 Revised Risk Management Plan.

Risks based on concentrations measured in shallow groundwater were calculated using the same approach used for groundwater, except the depth was assumed to be the depth of the screen, as discussed in Section 3 of the Third Quarter 2015 Vapor Intrusion Report.

Cumulative cancer risk and HI estimates were below Arkansas Department of Environmental Quality (ADEQ)'s risk limits (1E-5 and 1, respectively).

Chloroethane was detected at 0.35 µg/L in MW-33R, but it is not included in the risk calculations because it is not a constituent of concern, as shown in Attachment A, Table 1 of the First Quarter 2016 Vapor Intrusion Report.

ft bgs = Feet below ground surface

Figures

RAMBOLL ENVIRON

SHALLOW GROUNDWATER MONITORING WELLS AND VAPOR POINTS SAMPLED DURING SECOND QUARTER 2016

Whirlpool Facility - Fort Smith, Arkansas

Figure 1

DRAFTED BY: FK | DATE: 03/11/2016 | PROJECT: 34375000

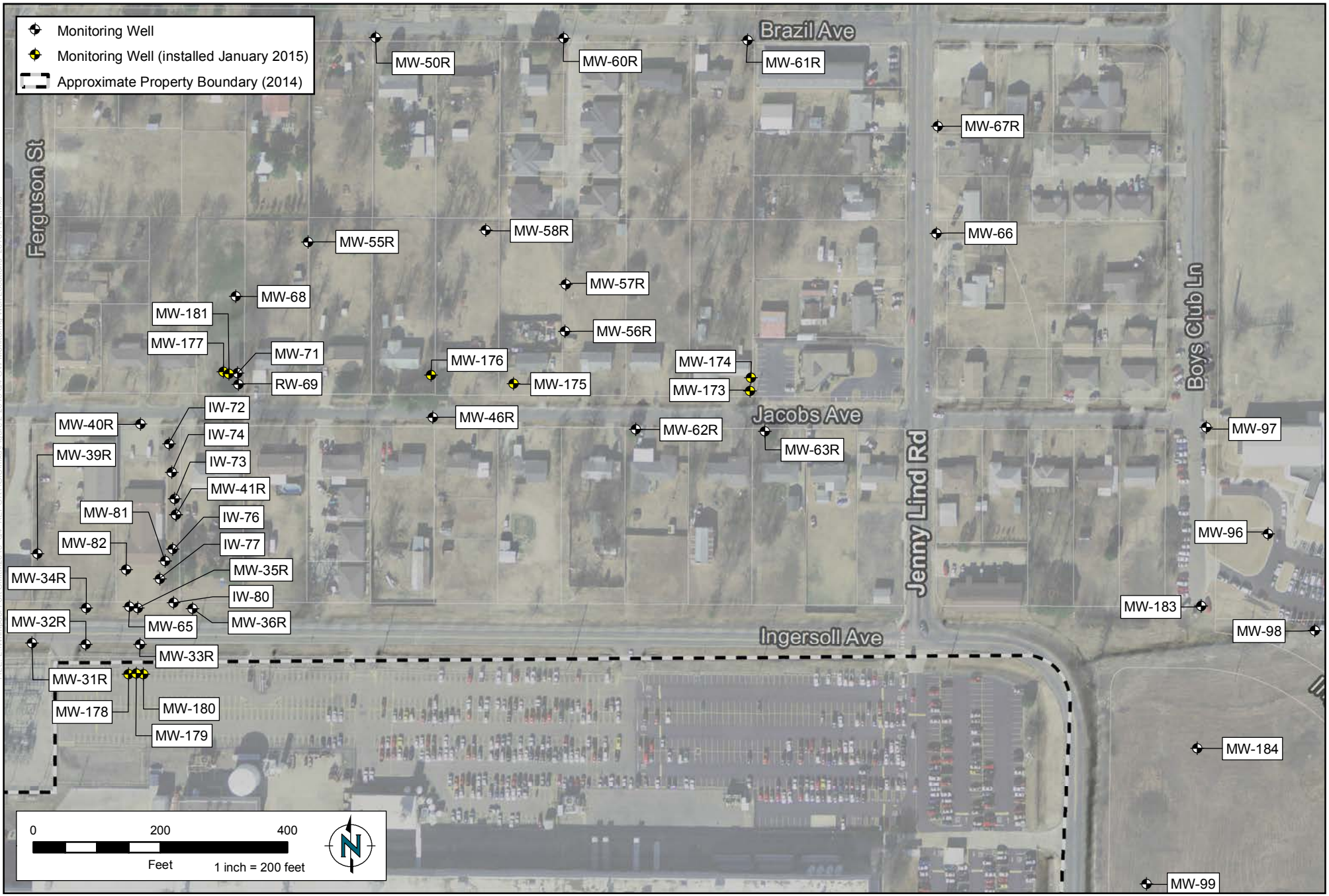

FILE: L:\Whirlpool Fort Smith\2015_Q4_REPORT\GIS\mxd\Figure 2 2015 Q4 GW Monitoring Well Locations_20151124.mxd

RAMBOLL ENVIRON

DRAFTED BY: FK | DATE: 11/24/2015

GROUNDWATER MONITORING WELL LOCATIONS

Whirlpool Facility - Fort Smith, Arkansas

Figure 2

PROJECT: 3437470A

Appendix A
Laboratory Analytical Data

Pace Analytical Services, Inc.
9608 Loiret Blvd.
Lenexa, KS 66219
(913)599-5665

June 14, 2016

Wendy Stonestreet
Ramboll Environ
7500 College Blvd Ste 925
Overland Park, KS 66210

RE: Project: FORT SMITH, AR
Pace Project No.: 60217246

Dear Wendy Stonestreet:
Enclosed are the analytical results for sample(s) received by the laboratory on April 19, 2016. The results relate only to the samples included in this report. Results reported herein conform to the most current TNI standards and the laboratory's Quality Assurance Manual, where applicable, unless otherwise noted in the body of the report.

Revised Report Rev_1

If you have any questions concerning this report, please feel free to contact me.

Sincerely,

Colleen Clyne
colleen.clyne@pacelabs.com
Project Manager

Enclosures

cc: Tamara Gleason, Ramboll Environ

This report shall not be reproduced, except in full,
without the written consent of Pace Analytical Services, Inc..

Pace Analytical Services, Inc.
9608 Loiret Blvd.
Lenexa, KS 66219
(913)599-5665

CERTIFICATIONS

Project: FORT SMITH, AR
Pace Project No.: 60217246

Kansas Certification IDs

9608 Loiret Boulevard, Lenexa, KS 66219
WY STR Certification #: 2456.01
Arkansas Certification #: 15-016-0
Illinois Certification #: 003097
Iowa Certification #: 118
Kansas/NELAP Certification #: E-10116
Louisiana Certification #: 03055
Nevada Certification #: KS000212008A
Oklahoma Certification #: 9205/9935
Texas Certification #: T104704407
Utah Certification #: KS00021
Kansas Field Laboratory Accreditation: # E-92587

Dallas Certification IDs:

400 West Bethany Dr Suite 190, Allen, TX 75013
EPA# TX00074
Florida Certification #: E871118
Texas Certification #: T104704232
Kansas Certification #: E-10388
Arkansas Certification #: 88-0647
Oklahoma Certification #: TX00074
Louisiana Certification #: 30686
Iowa Certification #: 408
Florida Certification #: E871118
Nevada Certification #: TX00074

This report shall not be reproduced, except in full,
without the written consent of Pace Analytical Services, Inc..

Pace Analytical Services, Inc.
9608 Loiret Blvd.
Lenexa, KS 66219
(913)599-5665

SAMPLE SUMMARY

Project: FORT SMITH, AR
Pace Project No.: 60217246

Lab ID	Sample ID	Matrix	Date Collected	Date Received
60217246001	**MW-31R-201604**	Water	04/18/16 15:27	04/19/16 08:30
60217246002	**MW-32R-201604**	Water	04/18/16 14:45	04/19/16 08:30
60217246003	**MW-33R-201604**	Water	04/18/16 16:25	04/19/16 08:30
60217246004	**TB-01-201604**	Water	04/18/16 08:00	04/19/16 08:30

REPORT OF LABORATORY ANALYSIS

This report shall not be reproduced, except in full,
without the written consent of Pace Analytical Services, Inc..

Pace Analytical Services, Inc.
9608 Loiret Blvd.
Lenexa, KS 66219
(913)599-5665

SAMPLE ANALYTE COUNT

Project: FORT SMITH, AR
Pace Project No.: 60217246

Lab ID	Sample ID	Method	Analysts	Analytes Reported	Laboratory
60217246001	**MW-31R-201604**	EPA 8015 - Alcohol	MS1	1	PASI-D
		EPA 6010	NDJ	2	PASI-K
		EPA 5030B/8260	PGH	38	PASI-K
		SM 2320B	HMM	3	PASI-K
		SM 3500-Fe B#4	TJG	1	PASI-K
		SM 4500-H+B	TJG	1	PASI-K
		SM 4500-S-2 D	HMM	1	PASI-K
		EPA 300.0	OL	2	PASI-K
		EPA 350.1	RAB	1	PASI-K
		EPA 353.2	CRS	3	PASI-K
		SM 4500-CO2 D	TJG	1	PASI-K
		SM 5310C	JMC1	1	PASI-K
		SM 4500-P E	AR1	1	PASI-D
60217246002	**MW-32R-201604**	EPA 8015 - Alcohol	MS1	1	PASI-D
		EPA 6010	NDJ	2	PASI-K
		EPA 5030B/8260	PGH	38	PASI-K
		SM 2320B	HMM	3	PASI-K
		SM 3500-Fe B#4	TJG	1	PASI-K
		SM 4500-H+B	TJG	1	PASI-K
		SM 4500-S-2 D	HMM	1	PASI-K
		EPA 300.0	OL	2	PASI-K
		EPA 350.1	RAB	1	PASI-K
		EPA 353.2	CRS	3	PASI-K
		SM 4500-CO2 D	TJG	1	PASI-K
		SM 5310C	JMC1	1	PASI-K
		SM 4500-P E	AR1	1	PASI-D
60217246003	**MW-33R-201604**	EPA 8015 - Alcohol	MS1	1	PASI-D
		EPA 6010	NDJ	2	PASI-K
		EPA 5030B/8260	PGH	38	PASI-K
		SM 2320B	HMM	3	PASI-K
		SM 3500-Fe B#4	TJG	1	PASI-K
		SM 4500-H+B	TJG	1	PASI-K
		SM 4500-S-2 D	HMM	1	PASI-K
		EPA 300.0	OL	2	PASI-K
		EPA 350.1	RAB	1	PASI-K
		EPA 353.2	CRS	3	PASI-K
		SM 4500-CO2 D	TJG	1	PASI-K

This report shall not be reproduced, except in full,
without the written consent of Pace Analytical Services, Inc..

Pace Analytical Services, Inc.
9608 Loiret Blvd.
Lenexa, KS 66219
(913)599-5665

SAMPLE ANALYTE COUNT

Project: FORT SMITH, AR
Pace Project No.: 60217246

Lab ID	Sample ID	Method	Analysts	Analytes Reported	Laboratory
		SM 5310C	JMC1	1	PASI-K
		SM 4500-P E	AR1	1	PASI-D
60217246004	**TB-01-201604**	EPA 5030B/8260	PGH	38	PASI-K

This report shall not be reproduced, except in full,
without the written consent of Pace Analytical Services, Inc..

Pace Analytical Services, Inc.
9608 Loiret Blvd.
Lenexa, KS 66219
(913)599-5665

PROJECT NARRATIVE

Project: FORT SMITH, AR
Pace Project No.: 60217246

Method: **EPA 8015 - Alcohol**
Description: Alcohol by Direct Inject GCFID
Client: Ramboll Environ_AR
Date: June 14, 2016

General Information:
3 samples were analyzed for EPA 8015 - Alcohol. All samples were received in acceptable condition with any exceptions noted below or on the chain-of custody and/or the sample condition upon receipt form (SCUR) attached at the end of this report.

Hold Time:
The samples were analyzed within the method required hold times with any exceptions noted below.

Initial Calibrations (including MS Tune as applicable):
All criteria were within method requirements with any exceptions noted below.

Continuing Calibration:
All criteria were within method requirements with any exceptions noted below.

Surrogates:
All surrogates were within QC limits with any exceptions noted below.

Method Blank:
All analytes were below the report limit in the method blank, where applicable, with any exceptions noted below.

Laboratory Control Spike:
All laboratory control spike compounds were within QC limits with any exceptions noted below.

Matrix Spikes:
All percent recoveries and relative percent differences (RPDs) were within acceptance criteria with any exceptions noted below.

Additional Comments:

This report shall not be reproduced, except in full,
without the written consent of Pace Analytical Services, Inc..

Pace Analytical Services, Inc.
9608 Loiret Blvd.
Lenexa, KS 66219
(913)599-5665

PROJECT NARRATIVE

Project: FORT SMITH, AR
Pace Project No.: 60217246

Method: **EPA 6010**
Description: 6010 MET ICP
Client: Ramboll Environ_AR
Date: June 14, 2016

General Information:
3 samples were analyzed for EPA 6010. All samples were received in acceptable condition with any exceptions noted below or on the chain-of custody and/or the sample condition upon receipt form (SCUR) attached at the end of this report.

Hold Time:
The samples were analyzed within the method required hold times with any exceptions noted below.

Sample Preparation:
The samples were prepared in accordance with EPA 3010 with any exceptions noted below.

Initial Calibrations (including MS Tune as applicable):
All criteria were within method requirements with any exceptions noted below.

Continuing Calibration:
All criteria were within method requirements with any exceptions noted below.

Method Blank:
All analytes were below the report limit in the method blank, where applicable, with any exceptions noted below.

Laboratory Control Spike:
All laboratory control spike compounds were within QC limits with any exceptions noted below.

Matrix Spikes:
All percent recoveries and relative percent differences (RPDs) were within acceptance criteria with any exceptions noted below.

Additional Comments:

This report shall not be reproduced, except in full,
without the written consent of Pace Analytical Services, Inc..

Pace Analytical Services, Inc.
9608 Loiret Blvd.
Lenexa, KS 66219
(913)599-5665

PROJECT NARRATIVE

Project: FORT SMITH, AR
Pace Project No.: 60217246

Method: **EPA 5030B/8260**
Description: 8260 MSV
Client: Ramboll Environ_AR
Date: June 14, 2016

General Information:
4 samples were analyzed for EPA 5030B/8260. All samples were received in acceptable condition with any exceptions noted below or on the chain-of custody and/or the sample condition upon receipt form (SCUR) attached at the end of this report.

Hold Time:
The samples were analyzed within the method required hold times with any exceptions noted below.

Initial Calibrations (including MS Tune as applicable):
All criteria were within method requirements with any exceptions noted below.

Continuing Calibration:
All criteria were within method requirements with any exceptions noted below.

Internal Standards:
All internal standards were within QC limits with any exceptions noted below.

Surrogates:
All surrogates were within QC limits with any exceptions noted below.

Method Blank:
All analytes were below the report limit in the method blank, where applicable, with any exceptions noted below.

QC Batch: MSV/75403

B: Analyte was detected in the associated method blank.
- BLANK for HBN 427912 [MSV/7540 (Lab ID: 1747343)
  - cis-1,2-Dichloroethene

Laboratory Control Spike:
All laboratory control spike compounds were within QC limits with any exceptions noted below.

Matrix Spikes:
All percent recoveries and relative percent differences (RPDs) were within acceptance criteria with any exceptions noted below.

QC Batch: MSV/75403

A matrix spike/matrix spike duplicate was not performed due to insufficient sample volume.

Additional Comments:

This report shall not be reproduced, except in full,
without the written consent of Pace Analytical Services, Inc..

Pace Analytical Services, Inc.
9608 Loiret Blvd.
Lenexa, KS 66219
(913)599-5665

PROJECT NARRATIVE

Project: FORT SMITH, AR
Pace Project No.: 60217246

Method: **SM 2320B**
Description: 2320B Alkalinity
Client: Ramboll Environ_AR
Date: June 14, 2016

General Information:
3 samples were analyzed for SM 2320B. All samples were received in acceptable condition with any exceptions noted below or on the chain-of custody and/or the sample condition upon receipt form (SCUR) attached at the end of this report.

Hold Time:
The samples were analyzed within the method required hold times with any exceptions noted below.

Method Blank:
All analytes were below the report limit in the method blank, where applicable, with any exceptions noted below.

Laboratory Control Spike:
All laboratory control spike compounds were within QC limits with any exceptions noted below.

Matrix Spikes:
All percent recoveries and relative percent differences (RPDs) were within acceptance criteria with any exceptions noted below.

Duplicate Sample:
All duplicate sample results were within method acceptance criteria with any exceptions noted below.

Additional Comments:

This report shall not be reproduced, except in full,
without the written consent of Pace Analytical Services, Inc..

Pace Analytical Services, Inc.
9608 Loiret Blvd.
Lenexa, KS 66219
(913)599-5665

PROJECT NARRATIVE

Project: FORT SMITH, AR
Pace Project No.: 60217246

Method: **SM 3500-Fe B#4**
Description: Iron, Ferric (Calculation)
Client: Ramboll Environ_AR
Date: June 14, 2016

General Information:
3 samples were analyzed for SM 3500-Fe B#4. All samples were received in acceptable condition with any exceptions noted below or on the chain-of custody and/or the sample condition upon receipt form (SCUR) attached at the end of this report.

Hold Time:
The samples were analyzed within the method required hold times with any exceptions noted below.

Method Blank:
All analytes were below the report limit in the method blank, where applicable, with any exceptions noted below.

Laboratory Control Spike:
All laboratory control spike compounds were within QC limits with any exceptions noted below.

Matrix Spikes:
All percent recoveries and relative percent differences (RPDs) were within acceptance criteria with any exceptions noted below.

Additional Comments:

Batch Comments:

Ferrous Fe performed in the field
- QC Batch: WET / 61805

This report shall not be reproduced, except in full,
without the written consent of Pace Analytical Services, Inc..

Pace Analytical Services, Inc.
9608 Loiret Blvd.
Lenexa, KS 66219
(913)599-5665

PROJECT NARRATIVE

Project: FORT SMITH, AR
Pace Project No.: 60217246

Method: **SM 4500-H+B**
Description: 4500H+ pH, Electrometric
Client: Ramboll Environ_AR
Date: June 14, 2016

General Information:
3 samples were analyzed for SM 4500-H+B. All samples were received in acceptable condition with any exceptions noted below or on the chain-of custody and/or the sample condition upon receipt form (SCUR) attached at the end of this report.

Hold Time:
The samples were analyzed within the method required hold times with any exceptions noted below.

H6: Analysis initiated outside of the 15 minute EPA required holding time.
- MW-31R-201604 (Lab ID: 60217246001)
- MW-32R-201604 (Lab ID: 60217246002)
- MW-33R-201604 (Lab ID: 60217246003)

Method Blank:
All analytes were below the report limit in the method blank, where applicable, with any exceptions noted below.

Laboratory Control Spike:
All laboratory control spike compounds were within QC limits with any exceptions noted below.

Matrix Spikes:
All percent recoveries and relative percent differences (RPDs) were within acceptance criteria with any exceptions noted below.

Additional Comments:

Batch Comments:

Field pH
- QC Batch: WET / 61809

This report shall not be reproduced, except in full,
without the written consent of Pace Analytical Services, Inc..

Pace Analytical Services, Inc.
9608 Loiret Blvd.
Lenexa, KS 66219
(913)599-5665

PROJECT NARRATIVE

Project: FORT SMITH, AR
Pace Project No.: 60217246

Method: **SM 4500-S-2 D**
Description: 4500S2D Sulfide, Total
Client: Ramboll Environ_AR
Date: June 14, 2016

General Information:
3 samples were analyzed for SM 4500-S-2 D. All samples were received in acceptable condition with any exceptions noted below or on the chain-of custody and/or the sample condition upon receipt form (SCUR) attached at the end of this report.

Hold Time:
The samples were analyzed within the method required hold times with any exceptions noted below.

Method Blank:
All analytes were below the report limit in the method blank, where applicable, with any exceptions noted below.

Laboratory Control Spike:
All laboratory control spike compounds were within QC limits with any exceptions noted below.

Matrix Spikes:
All percent recoveries and relative percent differences (RPDs) were within acceptance criteria with any exceptions noted below.

QC Batch: WET/61361

A matrix spike and/or matrix spike duplicate (MS/MSD) were performed on the following sample(s): 60217139012

M1: Matrix spike recovery exceeded QC limits. Batch accepted based on laboratory control sample (LCS) recovery.

- MS (Lab ID: 1745458)
  - Sulfide, Total
- MSD (Lab ID: 1745459)
  - Sulfide, Total

Duplicate Sample:
All duplicate sample results were within method acceptance criteria with any exceptions noted below.

Additional Comments:

This report shall not be reproduced, except in full,
without the written consent of Pace Analytical Services, Inc..

Pace Analytical Services, Inc.
9608 Loiret Blvd.
Lenexa, KS 66219
(913)599-5665

PROJECT NARRATIVE

Project: FORT SMITH, AR
Pace Project No.: 60217246

Method: **EPA 300.0**
Description: 300.0 IC Anions 28 Days
Client: Ramboll Environ_AR
Date: June 14, 2016

General Information:
3 samples were analyzed for EPA 300.0. All samples were received in acceptable condition with any exceptions noted below or on the chain-of custody and/or the sample condition upon receipt form (SCUR) attached at the end of this report.

Hold Time:
The samples were analyzed within the method required hold times with any exceptions noted below.

Initial Calibrations (including MS Tune as applicable):
All criteria were within method requirements with any exceptions noted below.

Continuing Calibration:
All criteria were within method requirements with any exceptions noted below.

Method Blank:
All analytes were below the report limit in the method blank, where applicable, with any exceptions noted below.

Laboratory Control Spike:
All laboratory control spike compounds were within QC limits with any exceptions noted below.

Matrix Spikes:
All percent recoveries and relative percent differences (RPDs) were within acceptance criteria with any exceptions noted below.

Additional Comments:

This report shall not be reproduced, except in full,
without the written consent of Pace Analytical Services, Inc..

Pace Analytical Services, Inc.
9608 Loiret Blvd.
Lenexa, KS 66219
(913)599-5665

PROJECT NARRATIVE

Project: FORT SMITH, AR
Pace Project No.: 60217246

Method: **EPA 350.1**
Description: 350.1 Ammonia
Client: Ramboll Environ_AR
Date: June 14, 2016

General Information:
3 samples were analyzed for EPA 350.1. All samples were received in acceptable condition with any exceptions noted below or on the chain-of custody and/or the sample condition upon receipt form (SCUR) attached at the end of this report.

Hold Time:
The samples were analyzed within the method required hold times with any exceptions noted below.

Initial Calibrations (including MS Tune as applicable):
All criteria were within method requirements with any exceptions noted below.

Continuing Calibration:
All criteria were within method requirements with any exceptions noted below.

Method Blank:
All analytes were below the report limit in the method blank, where applicable, with any exceptions noted below.

Laboratory Control Spike:
All laboratory control spike compounds were within QC limits with any exceptions noted below.

Matrix Spikes:
All percent recoveries and relative percent differences (RPDs) were within acceptance criteria with any exceptions noted below.

Duplicate Sample:
All duplicate sample results were within method acceptance criteria with any exceptions noted below.

Additional Comments:

This report shall not be reproduced, except in full,
without the written consent of Pace Analytical Services, Inc..

Pace Analytical Services, Inc.
9608 Loiret Blvd.
Lenexa, KS 66219
(913)599-5665

PROJECT NARRATIVE

Project: FORT SMITH, AR
Pace Project No.: 60217246

Method: **EPA 353.2**
Description: 353.2 Nitrogen, NO2/NO3 unpres
Client: Ramboll Environ_AR
Date: June 14, 2016

General Information:
3 samples were analyzed for EPA 353.2. All samples were received in acceptable condition with any exceptions noted below or on the chain-of custody and/or the sample condition upon receipt form (SCUR) attached at the end of this report.

Hold Time:
The samples were analyzed within the method required hold times with any exceptions noted below.

Initial Calibrations (including MS Tune as applicable):
All criteria were within method requirements with any exceptions noted below.

Continuing Calibration:
All criteria were within method requirements with any exceptions noted below.

Method Blank:
All analytes were below the report limit in the method blank, where applicable, with any exceptions noted below.

Laboratory Control Spike:
All laboratory control spike compounds were within QC limits with any exceptions noted below.

Matrix Spikes:
All percent recoveries and relative percent differences (RPDs) were within acceptance criteria with any exceptions noted below.

QC Batch: WETA/39095

A matrix spike and/or matrix spike duplicate (MS/MSD) were performed on the following sample(s): 60217313001,60217318002

M1: Matrix spike recovery exceeded QC limits. Batch accepted based on laboratory control sample (LCS) recovery.

- MS (Lab ID: 1744297)
  - Nitrogen, Nitrite
- MS (Lab ID: 1744299)
  - Nitrogen, Nitrite

Duplicate Sample:
All duplicate sample results were within method acceptance criteria with any exceptions noted below.

Additional Comments:

REPORT OF LABORATORY ANALYSIS

This report shall not be reproduced, except in full,
without the written consent of Pace Analytical Services, Inc..

Pace Analytical Services, Inc.
9608 Loiret Blvd.
Lenexa, KS 66219
(913)599-5665

PROJECT NARRATIVE

Project: FORT SMITH, AR
Pace Project No.: 60217246

Method: **SM 4500-CO2 D**
Description: Total Carbon Dioxide Calc
Client: Ramboll Environ_AR
Date: June 14, 2016

General Information:
3 samples were analyzed for SM 4500-CO2 D. All samples were received in acceptable condition with any exceptions noted below or on the chain-of custody and/or the sample condition upon receipt form (SCUR) attached at the end of this report.

Hold Time:
The samples were analyzed within the method required hold times with any exceptions noted below.

Initial Calibrations (including MS Tune as applicable):
All criteria were within method requirements with any exceptions noted below.

Continuing Calibration:
All criteria were within method requirements with any exceptions noted below.

Method Blank:
All analytes were below the report limit in the method blank, where applicable, with any exceptions noted below.

Laboratory Control Spike:
All laboratory control spike compounds were within QC limits with any exceptions noted below.

Matrix Spikes:
All percent recoveries and relative percent differences (RPDs) were within acceptance criteria with any exceptions noted below.

Additional Comments:

This report shall not be reproduced, except in full,
without the written consent of Pace Analytical Services, Inc..

Pace Analytical Services, Inc.
9608 Loiret Blvd.
Lenexa, KS 66219
(913)599-5665

PROJECT NARRATIVE

Project: FORT SMITH, AR
Pace Project No.: 60217246

Method: **SM 5310C**
Description: 5310C TOC
Client: Ramboll Environ_AR
Date: June 14, 2016

General Information:
3 samples were analyzed for SM 5310C. All samples were received in acceptable condition with any exceptions noted below or on the chain-of custody and/or the sample condition upon receipt form (SCUR) attached at the end of this report.

Hold Time:
The samples were analyzed within the method required hold times with any exceptions noted below.

Initial Calibrations (including MS Tune as applicable):
All criteria were within method requirements with any exceptions noted below.

Continuing Calibration:
All criteria were within method requirements with any exceptions noted below.

Method Blank:
All analytes were below the report limit in the method blank, where applicable, with any exceptions noted below.

Laboratory Control Spike:
All laboratory control spike compounds were within QC limits with any exceptions noted below.

Matrix Spikes:
All percent recoveries and relative percent differences (RPDs) were within acceptance criteria with any exceptions noted below.

QC Batch: WETA/39201

A matrix spike and/or matrix spike duplicate (MS/MSD) were performed on the following sample(s): 60217280001

M1: Matrix spike recovery exceeded QC limits. Batch accepted based on laboratory control sample (LCS) recovery.

- MS (Lab ID: 1747905)
  - Total Organic Carbon

Duplicate Sample:
All duplicate sample results were within method acceptance criteria with any exceptions noted below.

Additional Comments:

This report shall not be reproduced, except in full,
without the written consent of Pace Analytical Services, Inc..

Pace Analytical Services, Inc.
9608 Loiret Blvd.
Lenexa, KS 66219
(913)599-5665

PROJECT NARRATIVE

Project: FORT SMITH, AR
Pace Project No.: 60217246

Method: **SM 4500-P E**
Description: SM4500P-E, Total Phosphorus
Client: Ramboll Environ_AR
Date: June 14, 2016

General Information:
3 samples were analyzed for SM 4500-P E. All samples were received in acceptable condition with any exceptions noted below or on the chain-of custody and/or the sample condition upon receipt form (SCUR) attached at the end of this report.

Hold Time:
The samples were analyzed within the method required hold times with any exceptions noted below.

Sample Preparation:
The samples were prepared in accordance with SM4500-P B with any exceptions noted below.

Initial Calibrations (including MS Tune as applicable):
All criteria were within method requirements with any exceptions noted below.

Continuing Calibration:
All criteria were within method requirements with any exceptions noted below.

Method Blank:
All analytes were below the report limit in the method blank, where applicable, with any exceptions noted below.

Laboratory Control Spike:
All laboratory control spike compounds were within QC limits with any exceptions noted below.

Matrix Spikes:
All percent recoveries and relative percent differences (RPDs) were within acceptance criteria with any exceptions noted below.

Additional Comments:

This data package has been reviewed for quality and completeness and is approved for release.

This report shall not be reproduced, except in full,
without the written consent of Pace Analytical Services, Inc..

Pace Analytical Services, Inc.
9608 Loiret Blvd.
Lenexa, KS 66219
(913)599-5665

ANALYTICAL RESULTS

Project: FORT SMITH, AR
Pace Project No.: 60217246

Sample: MW-31R-201604 **Lab ID: 60217246001** Collected: 04/18/16 15:27 Received: 04/19/16 08:30 Matrix: Water

Parameters	Results	Units	Report Limit	MDL	DF	Prepared	Analyzed	CAS No.	Qual
Alcohol by Direct Inject GCFID	Analytical Method: EPA 8015 - Alcohol								
2-Chloroethanol	ND	ug/L	10000	1980	1		04/26/16 13:28	107-07-3	
6010 MET ICP	Analytical Method: EPA 6010 Preparation Method: EPA 3010								
Iron	**376**	ug/L	50.0	8.8	1	04/20/16 11:00	04/20/16 16:39	7439-89-6	
Manganese	**626**	ug/L	5.0	0.25	1	04/20/16 11:00	04/20/16 16:39	7439-96-5	
8260 MSV	Analytical Method: EPA 5030B/8260								
Acetone	ND	ug/L	10.0	1.9	1		04/26/16 13:29	67-64-1	
Benzene	ND	ug/L	1.0	0.060	1		04/26/16 13:29	71-43-2	
Bromodichloromethane	ND	ug/L	1.0	0.19	1		04/26/16 13:29	75-27-4	
Bromoform	ND	ug/L	1.0	0.070	1		04/26/16 13:29	75-25-2	
Bromomethane	ND	ug/L	5.0	0.16	1		04/26/16 13:29	74-83-9	
2-Butanone (MEK)	ND	ug/L	10.0	0.59	1		04/26/16 13:29	78-93-3	
Carbon disulfide	ND	ug/L	5.0	0.12	1		04/26/16 13:29	75-15-0	
Carbon tetrachloride	ND	ug/L	1.0	0.18	1		04/26/16 13:29	56-23-5	
Chlorobenzene	ND	ug/L	1.0	0.21	1		04/26/16 13:29	108-90-7	
Chloroethane	ND	ug/L	1.0	0.15	1		04/26/16 13:29	75-00-3	
Chloroform	ND	ug/L	1.0	0.14	1		04/26/16 13:29	67-66-3	
Chloromethane	**0.093J**	ug/L	1.0	0.080	1		04/26/16 13:29	74-87-3	
Dibromochloromethane	ND	ug/L	1.0	0.21	1		04/26/16 13:29	124-48-1	
1,1-Dichloroethane	ND	ug/L	1.0	0.050	1		04/26/16 13:29	75-34-3	
1,2-Dichloroethane	ND	ug/L	1.0	0.12	1		04/26/16 13:29	107-06-2	
1,1-Dichloroethene	ND	ug/L	1.0	0.20	1		04/26/16 13:29	75-35-4	
cis-1,2-Dichloroethene	ND	ug/L	1.0	0.080	1		04/26/16 13:29	156-59-2	
trans-1,2-Dichloroethene	ND	ug/L	1.0	0.20	1		04/26/16 13:29	156-60-5	
1,2-Dichloropropane	ND	ug/L	1.0	0.16	1		04/26/16 13:29	78-87-5	
cis-1,3-Dichloropropene	ND	ug/L	1.0	0.14	1		04/26/16 13:29	10061-01-5	
trans-1,3-Dichloropropene	ND	ug/L	1.0	0.12	1		04/26/16 13:29	10061-02-6	
Ethylbenzene	ND	ug/L	1.0	0.18	1		04/26/16 13:29	100-41-4	
2-Hexanone	ND	ug/L	10.0	1.2	1		04/26/16 13:29	591-78-6	
Methylene chloride	ND	ug/L	1.0	0.15	1		04/26/16 13:29	75-09-2	
4-Methyl-2-pentanone (MIBK)	ND	ug/L	10.0	0.42	1		04/26/16 13:29	108-10-1	
Styrene	ND	ug/L	1.0	0.12	1		04/26/16 13:29	100-42-5	
1,1,2,2-Tetrachloroethane	ND	ug/L	1.0	0.15	1		04/26/16 13:29	79-34-5	
Tetrachloroethene	ND	ug/L	1.0	0.10	1		04/26/16 13:29	127-18-4	
Toluene	ND	ug/L	1.0	0.17	1		04/26/16 13:29	108-88-3	
1,1,1-Trichloroethane	ND	ug/L	1.0	0.11	1		04/26/16 13:29	71-55-6	
1,1,2-Trichloroethane	ND	ug/L	1.0	0.20	1		04/26/16 13:29	79-00-5	
Trichloroethene	ND	ug/L	1.0	0.17	1		04/26/16 13:29	79-01-6	
Vinyl chloride	ND	ug/L	1.0	0.13	1		04/26/16 13:29	75-01-4	
Xylene (Total)	ND	ug/L	3.0	0.42	1		04/26/16 13:29	1330-20-7	
Surrogates									
4-Bromofluorobenzene (S)	100	%	77-130		1		04/26/16 13:29	460-00-4	
1,2-Dichloroethane-d4 (S)	95	%	81-127		1		04/26/16 13:29	17060-07-0	
Toluene-d8 (S)	98	%	80-120		1		04/26/16 13:29	2037-26-5	
Preservation pH	**1.0**		0.10	0.10	1		04/26/16 13:29		

REPORT OF LABORATORY ANALYSIS

This report shall not be reproduced, except in full,
without the written consent of Pace Analytical Services, Inc..

Pace Analytical Services, Inc.
9608 Loiret Blvd.
Lenexa, KS 66219
(913)599-5665

ANALYTICAL RESULTS

Project: FORT SMITH, AR
Pace Project No.: 60217246

Sample: MW-31R-201604 **Lab ID: 60217246001** Collected: 04/18/16 15:27 Received: 04/19/16 08:30 Matrix: Water

Parameters	Results	Units	Report Limit	MDL	DF	Prepared	Analyzed	CAS No.	Qual
2320B Alkalinity	Analytical Method: SM 2320B								
Alkalinity,Bicarbonate (CaCO3)	**20.7**	mg/L	20.0	2.0	1		04/26/16 10:49		
Alkalinity, Carbonate (CaCO3)	ND	mg/L	20.0	2.0	1		04/26/16 10:49		
Alkalinity, Total as CaCO3	**20.7**	mg/L	20.0	2.0	1		04/26/16 10:49		
Iron, Ferric (Calculation)	Analytical Method: SM 3500-Fe B#4								
Iron, Ferric	**0.38**	mg/L	0.20		1		05/16/16 00:00	7439-89-6	
4500H+ pH, Electrometric	Analytical Method: SM 4500-H+B								
pH at 25 Degrees C	**5.2**	Std. Units	0.10	0.10	1		04/18/16 17:00		H6
4500S2D Sulfide, Total	Analytical Method: SM 4500-S-2 D								
Sulfide, Total	ND	mg/L	0.050	0.012	1		04/21/16 14:00	18496-25-8	
300.0 IC Anions 28 Days	Analytical Method: EPA 300.0								
Chloride	**121**	mg/L	10.0	5.0	10		04/23/16 17:17	16887-00-6	
Sulfate	**28.5**	mg/L	2.0	0.50	2		04/23/16 17:03	14808-79-8	
350.1 Ammonia	Analytical Method: EPA 350.1								
Nitrogen, Ammonia	ND	mg/L	0.10	0.046	1		04/21/16 15:37	7664-41-7	
353.2 Nitrogen, NO2/NO3 unpres	Analytical Method: EPA 353.2								
Nitrogen, Nitrate	**0.094J**	mg/L	0.10	0.012	1		04/20/16 09:49		
Nitrogen, Nitrite	ND	mg/L	0.10	0.010	1		04/20/16 09:49		
Nitrogen, NO2 plus NO3	**0.094J**	mg/L	0.10	0.012	1		04/20/16 09:49		
Total Carbon Dioxide Calc	Analytical Method: SM 4500-CO2 D								
Carbon Dioxide Calculation	**286**	mg/L	20.0	20.0	1		05/16/16 00:00		
5310C TOC	Analytical Method: SM 5310C								
Total Organic Carbon	**10.2**	mg/L	1.0	0.054	1		04/27/16 18:54	7440-44-0	
SM4500P-E, Total Phosphorus	Analytical Method: SM 4500-P E Preparation Method: SM4500-P B								
Phosphate as P04	**0.066**	mg/L	0.030	0.010	1	04/25/16 08:23	04/26/16 11:23		

REPORT OF LABORATORY ANALYSIS

This report shall not be reproduced, except in full,
without the written consent of Pace Analytical Services, Inc..

Pace Analytical Services, Inc.
9608 Loiret Blvd.
Lenexa, KS 66219
(913)599-5665

ANALYTICAL RESULTS

Project: FORT SMITH, AR
Pace Project No.: 60217246

Sample: MW-32R-201604 **Lab ID: 60217246002** Collected: 04/18/16 14:45 Received: 04/19/16 08:30 Matrix: Water

Parameters	Results	Units	Report Limit	MDL	DF	Prepared	Analyzed	CAS No.	Qual
Alcohol by Direct Inject GCFID	Analytical Method: EPA 8015 - Alcohol								
2-Chloroethanol	ND	ug/L	10000	1980	1		04/26/16 13:39	107-07-3	
6010 MET ICP	Analytical Method: EPA 6010 Preparation Method: EPA 3010								
Iron	**1520**	ug/L	50.0	8.8	1	04/20/16 11:00	04/20/16 16:41	7439-89-6	
Manganese	**1590**	ug/L	5.0	0.25	1	04/20/16 11:00	04/20/16 16:41	7439-96-5	
8260 MSV	Analytical Method: EPA 5030B/8260								
Acetone	**29.6**	ug/L	10.0	1.9	1		04/26/16 13:43	67-64-1	
Benzene	ND	ug/L	1.0	0.060	1		04/26/16 13:43	71-43-2	
Bromodichloromethane	ND	ug/L	1.0	0.19	1		04/26/16 13:43	75-27-4	
Bromoform	**0.40J**	ug/L	1.0	0.070	1		04/26/16 13:43	75-25-2	
Bromomethane	**35.2**	ug/L	5.0	0.16	1		04/26/16 13:43	74-83-9	
2-Butanone (MEK)	ND	ug/L	10.0	0.59	1		04/26/16 13:43	78-93-3	
Carbon disulfide	**0.26J**	ug/L	5.0	0.12	1		04/26/16 13:43	75-15-0	
Carbon tetrachloride	ND	ug/L	1.0	0.18	1		04/26/16 13:43	56-23-5	
Chlorobenzene	ND	ug/L	1.0	0.21	1		04/26/16 13:43	108-90-7	
Chloroethane	**0.49J**	ug/L	1.0	0.15	1		04/26/16 13:43	75-00-3	
Chloroform	ND	ug/L	1.0	0.14	1		04/26/16 13:43	67-66-3	
Chloromethane	**14.9**	ug/L	1.0	0.080	1		04/26/16 13:43	74-87-3	
Dibromochloromethane	ND	ug/L	1.0	0.21	1		04/26/16 13:43	124-48-1	
1,1-Dichloroethane	ND	ug/L	1.0	0.050	1		04/26/16 13:43	75-34-3	
1,2-Dichloroethane	ND	ug/L	1.0	0.12	1		04/26/16 13:43	107-06-2	
1,1-Dichloroethene	**0.46J**	ug/L	1.0	0.20	1		04/26/16 13:43	75-35-4	
cis-1,2-Dichloroethene	**0.30J**	ug/L	1.0	0.080	1		04/26/16 13:43	156-59-2	B
trans-1,2-Dichloroethene	ND	ug/L	1.0	0.20	1		04/26/16 13:43	156-60-5	
1,2-Dichloropropane	ND	ug/L	1.0	0.16	1		04/26/16 13:43	78-87-5	
cis-1,3-Dichloropropene	ND	ug/L	1.0	0.14	1		04/26/16 13:43	10061-01-5	
trans-1,3-Dichloropropene	ND	ug/L	1.0	0.12	1		04/26/16 13:43	10061-02-6	
Ethylbenzene	ND	ug/L	1.0	0.18	1		04/26/16 13:43	100-41-4	
2-Hexanone	ND	ug/L	10.0	1.2	1		04/26/16 13:43	591-78-6	
Methylene chloride	ND	ug/L	1.0	0.15	1		04/26/16 13:43	75-09-2	
4-Methyl-2-pentanone (MIBK)	ND	ug/L	10.0	0.42	1		04/26/16 13:43	108-10-1	
Styrene	ND	ug/L	1.0	0.12	1		04/26/16 13:43	100-42-5	
1,1,2,2-Tetrachloroethane	ND	ug/L	1.0	0.15	1		04/26/16 13:43	79-34-5	
Tetrachloroethene	ND	ug/L	1.0	0.10	1		04/26/16 13:43	127-18-4	
Toluene	ND	ug/L	1.0	0.17	1		04/26/16 13:43	108-88-3	
1,1,1-Trichloroethane	ND	ug/L	1.0	0.11	1		04/26/16 13:43	71-55-6	
1,1,2-Trichloroethane	ND	ug/L	1.0	0.20	1		04/26/16 13:43	79-00-5	
Trichloroethene	**8.8**	ug/L	1.0	0.17	1		04/26/16 13:43	79-01-6	
Vinyl chloride	ND	ug/L	1.0	0.13	1		04/26/16 13:43	75-01-4	
Xylene (Total)	ND	ug/L	3.0	0.42	1		04/26/16 13:43	1330-20-7	
Surrogates									
4-Bromofluorobenzene (S)	99	%	77-130		1		04/26/16 13:43	460-00-4	
1,2-Dichloroethane-d4 (S)	93	%	81-127		1		04/26/16 13:43	17060-07-0	
Toluene-d8 (S)	97	%	80-120		1		04/26/16 13:43	2037-26-5	
Preservation pH	**3.0**		0.10	0.10	1		04/26/16 13:43		

REPORT OF LABORATORY ANALYSIS

This report shall not be reproduced, except in full,
without the written consent of Pace Analytical Services, Inc..

Pace Analytical Services, Inc.
9608 Loiret Blvd.
Lenexa, KS 66219
(913)599-5665

ANALYTICAL RESULTS

Project: FORT SMITH, AR
Pace Project No.: 60217246

Sample: MW-32R-201604 **Lab ID: 60217246002** Collected: 04/18/16 14:45 Received: 04/19/16 08:30 Matrix: Water

Parameters	Results	Units	Report Limit	MDL	DF	Prepared	Analyzed	CAS No.	Qual
2320B Alkalinity	Analytical Method: SM 2320B								
Alkalinity,Bicarbonate (CaCO3)	ND	mg/L	20.0	2.0	1		04/26/16 10:55		
Alkalinity, Carbonate (CaCO3)	ND	mg/L	20.0	2.0	1		04/26/16 10:55		
Alkalinity, Total as CaCO3	ND	mg/L	20.0	2.0	1		04/26/16 10:55		
Iron, Ferric (Calculation)	Analytical Method: SM 3500-Fe B#4								
Iron, Ferric	**1.5**	mg/L	0.20		1		05/16/16 00:00	7439-89-6	
4500H+ pH, Electrometric	Analytical Method: SM 4500-H+B								
pH at 25 Degrees C	**4.8**	Std. Units	0.10	0.10	1		04/18/16 17:00		H6
4500S2D Sulfide, Total	Analytical Method: SM 4500-S-2 D								
Sulfide, Total	ND	mg/L	0.050	0.012	1		04/21/16 14:01	18496-25-8	
300.0 IC Anions 28 Days	Analytical Method: EPA 300.0								
Chloride	**250**	mg/L	20.0	10.0	20		04/23/16 17:31	16887-00-6	
Sulfate	**515**	mg/L	50.0	12.4	50		04/23/16 17:44	14808-79-8	
350.1 Ammonia	Analytical Method: EPA 350.1								
Nitrogen, Ammonia	ND	mg/L	0.10	0.046	1		04/21/16 15:39	7664-41-7	
353.2 Nitrogen, NO2/NO3 unpres	Analytical Method: EPA 353.2								
Nitrogen, Nitrate	**0.33**	mg/L	0.10	0.012	1		04/20/16 09:45		
Nitrogen, Nitrite	ND	mg/L	0.10	0.010	1		04/20/16 09:45		
Nitrogen, NO2 plus NO3	**0.33**	mg/L	0.10	0.012	1		04/20/16 09:45		
Total Carbon Dioxide Calc	Analytical Method: SM 4500-CO2 D								
Carbon Dioxide Calculation	ND	mg/L	20.0	20.0	1		05/16/16 00:00		
5310C TOC	Analytical Method: SM 5310C								
Total Organic Carbon	**14.5**	mg/L	1.0	0.054	1		04/27/16 19:07	7440-44-0	
SM4500P-E, Total Phosphorus	Analytical Method: SM 4500-P E Preparation Method: SM4500-P B								
Phosphate as P04	**0.088**	mg/L	0.030	0.010	1	04/25/16 08:23	04/26/16 11:23		

REPORT OF LABORATORY ANALYSIS

This report shall not be reproduced, except in full,
without the written consent of Pace Analytical Services, Inc..

Pace Analytical Services, Inc.
9608 Loiret Blvd.
Lenexa, KS 66219
(913)599-5665

ANALYTICAL RESULTS

Project: FORT SMITH, AR
Pace Project No.: 60217246

Sample: MW-33R-201604 **Lab ID: 60217246003** Collected: 04/18/16 16:25 Received: 04/19/16 08:30 Matrix: Water

Parameters	Results	Units	Report Limit	MDL	DF	Prepared	Analyzed	CAS No.	Qual
Alcohol by Direct Inject GCFID	Analytical Method: EPA 8015 - Alcohol								
2-Chloroethanol	ND	ug/L	10000	1980	1		04/26/16 13:50	107-07-3	
6010 MET ICP	Analytical Method: EPA 6010 Preparation Method: EPA 3010								
Iron	**1680**	ug/L	50.0	8.8	1	04/20/16 11:00	04/20/16 16:43	7439-89-6	
Manganese	**1550**	ug/L	5.0	0.25	1	04/20/16 11:00	04/20/16 16:43	7439-96-5	
8260 MSV	Analytical Method: EPA 5030B/8260								
Acetone	ND	ug/L	10.0	1.9	1		04/26/16 13:58	67-64-1	
Benzene	ND	ug/L	1.0	0.060	1		04/26/16 13:58	71-43-2	
Bromodichloromethane	ND	ug/L	1.0	0.19	1		04/26/16 13:58	75-27-4	
Bromoform	ND	ug/L	1.0	0.070	1		04/26/16 13:58	75-25-2	
Bromomethane	**0.56J**	ug/L	5.0	0.16	1		04/26/16 13:58	74-83-9	
2-Butanone (MEK)	ND	ug/L	10.0	0.59	1		04/26/16 13:58	78-93-3	
Carbon disulfide	ND	ug/L	5.0	0.12	1		04/26/16 13:58	75-15-0	
Carbon tetrachloride	ND	ug/L	1.0	0.18	1		04/26/16 13:58	56-23-5	
Chlorobenzene	ND	ug/L	1.0	0.21	1		04/26/16 13:58	108-90-7	
Chloroethane	**0.35J**	ug/L	1.0	0.15	1		04/26/16 13:58	75-00-3	
Chloroform	**0.33J**	ug/L	1.0	0.14	1		04/26/16 13:58	67-66-3	
Chloromethane	**0.16J**	ug/L	1.0	0.080	1		04/26/16 13:58	74-87-3	
Dibromochloromethane	ND	ug/L	1.0	0.21	1		04/26/16 13:58	124-48-1	
1,1-Dichloroethane	ND	ug/L	1.0	0.050	1		04/26/16 13:58	75-34-3	
1,2-Dichloroethane	ND	ug/L	1.0	0.12	1		04/26/16 13:58	107-06-2	
1,1-Dichloroethene	**0.63J**	ug/L	1.0	0.20	1		04/26/16 13:58	75-35-4	
cis-1,2-Dichloroethene	**6.7**	ug/L	1.0	0.080	1		04/26/16 13:58	156-59-2	
trans-1,2-Dichloroethene	**0.70J**	ug/L	1.0	0.20	1		04/26/16 13:58	156-60-5	
1,2-Dichloropropane	ND	ug/L	1.0	0.16	1		04/26/16 13:58	78-87-5	
cis-1,3-Dichloropropene	ND	ug/L	1.0	0.14	1		04/26/16 13:58	10061-01-5	
trans-1,3-Dichloropropene	ND	ug/L	1.0	0.12	1		04/26/16 13:58	10061-02-6	
Ethylbenzene	ND	ug/L	1.0	0.18	1		04/26/16 13:58	100-41-4	
2-Hexanone	ND	ug/L	10.0	1.2	1		04/26/16 13:58	591-78-6	
Methylene chloride	ND	ug/L	1.0	0.15	1		04/26/16 13:58	75-09-2	
4-Methyl-2-pentanone (MIBK)	ND	ug/L	10.0	0.42	1		04/26/16 13:58	108-10-1	
Styrene	ND	ug/L	1.0	0.12	1		04/26/16 13:58	100-42-5	
1,1,2,2-Tetrachloroethane	ND	ug/L	1.0	0.15	1		04/26/16 13:58	79-34-5	
Tetrachloroethene	**0.16J**	ug/L	1.0	0.10	1		04/26/16 13:58	127-18-4	
Toluene	ND	ug/L	1.0	0.17	1		04/26/16 13:58	108-88-3	
1,1,1-Trichloroethane	ND	ug/L	1.0	0.11	1		04/26/16 13:58	71-55-6	
1,1,2-Trichloroethane	ND	ug/L	1.0	0.20	1		04/26/16 13:58	79-00-5	
Trichloroethene	**776**	ug/L	10.0	1.7	10		04/26/16 14:12	79-01-6	
Vinyl chloride	**0.23J**	ug/L	1.0	0.13	1		04/26/16 13:58	75-01-4	
Xylene (Total)	ND	ug/L	3.0	0.42	1		04/26/16 13:58	1330-20-7	
Surrogates									
4-Bromofluorobenzene (S)	99	%	77-130		1		04/26/16 13:58	460-00-4	
1,2-Dichloroethane-d4 (S)	90	%	81-127		1		04/26/16 13:58	17060-07-0	
Toluene-d8 (S)	98	%	80-120		1		04/26/16 13:58	2037-26-5	
Preservation pH	**1.0**		0.10	0.10	1		04/26/16 13:58		

REPORT OF LABORATORY ANALYSIS

This report shall not be reproduced, except in full,
without the written consent of Pace Analytical Services, Inc..

Pace Analytical Services, Inc.
9608 Loiret Blvd.
Lenexa, KS 66219
(913)599-5665

ANALYTICAL RESULTS

Project: FORT SMITH, AR
Pace Project No.: 60217246

Sample: MW-33R-201604 **Lab ID: 60217246003** Collected: 04/18/16 16:25 Received: 04/19/16 08:30 Matrix: Water

Parameters	Results	Units	Report Limit	MDL	DF	Prepared	Analyzed	CAS No.	Qual
2320B Alkalinity	Analytical Method: SM 2320B								
Alkalinity,Bicarbonate (CaCO3)	**22.3**	mg/L	20.0	2.0	1		04/26/16 10:58		
Alkalinity, Carbonate (CaCO3)	ND	mg/L	20.0	2.0	1		04/26/16 10:58		
Alkalinity, Total as CaCO3	**22.3**	mg/L	20.0	2.0	1		04/26/16 10:58		
Iron, Ferric (Calculation)	Analytical Method: SM 3500-Fe B#4								
Iron, Ferric	**1.6**	mg/L	0.20		1		05/16/16 00:00	7439-89-6	
4500H+ pH, Electrometric	Analytical Method: SM 4500-H+B								
pH at 25 Degrees C	**5.2**	Std. Units	0.10	0.10	1		04/18/16 17:00		H6
4500S2D Sulfide, Total	Analytical Method: SM 4500-S-2 D								
Sulfide, Total	ND	mg/L	0.050	0.012	1		04/21/16 14:01	18496-25-8	
300.0 IC Anions 28 Days	Analytical Method: EPA 300.0								
Chloride	**210**	mg/L	20.0	10.0	20		04/23/16 18:40	16887-00-6	
Sulfate	**11.7**	mg/L	1.0	0.25	1		04/23/16 18:26	14808-79-8	
350.1 Ammonia	Analytical Method: EPA 350.1								
Nitrogen, Ammonia	ND	mg/L	0.10	0.046	1		04/21/16 15:40	7664-41-7	
353.2 Nitrogen, NO2/NO3 unpres	Analytical Method: EPA 353.2								
Nitrogen, Nitrate	**2.8**	mg/L	0.10	0.012	1		04/20/16 09:51		
Nitrogen, Nitrite	ND	mg/L	0.10	0.010	1		04/20/16 09:51		
Nitrogen, NO2 plus NO3	**2.8**	mg/L	0.10	0.012	1		04/20/16 09:51		
Total Carbon Dioxide Calc	Analytical Method: SM 4500-CO2 D								
Carbon Dioxide Calculation	**301**	mg/L	20.0	20.0	1		05/16/16 00:00		
5310C TOC	Analytical Method: SM 5310C								
Total Organic Carbon	**9.2**	mg/L	1.0	0.054	1		04/27/16 19:20	7440-44-0	
SM4500P-E, Total Phosphorus	Analytical Method: SM 4500-P E Preparation Method: SM4500-P B								
Phosphate as P04	**0.073**	mg/L	0.030	0.010	1	04/25/16 08:23	04/26/16 11:24		

REPORT OF LABORATORY ANALYSIS

This report shall not be reproduced, except in full,
without the written consent of Pace Analytical Services, Inc..

Pace Analytical Services, Inc.
9608 Loiret Blvd.
Lenexa, KS 66219
(913)599-5665

ANALYTICAL RESULTS

Project: FORT SMITH, AR
Pace Project No.: 60217246

Sample: TB-01-201604 **Lab ID: 60217246004** Collected: 04/18/16 08:00 Received: 04/19/16 08:30 Matrix: Water

Parameters	Results	Units	Report Limit	MDL	DF	Prepared	Analyzed	CAS No.	Qual
8260 MSV	Analytical Method: EPA 5030B/8260								
Acetone	ND	ug/L	10.0	1.9	1		04/26/16 09:39	67-64-1	
Benzene	ND	ug/L	1.0	0.060	1		04/26/16 09:39	71-43-2	
Bromodichloromethane	ND	ug/L	1.0	0.19	1		04/26/16 09:39	75-27-4	
Bromoform	ND	ug/L	1.0	0.070	1		04/26/16 09:39	75-25-2	
Bromomethane	**0.54J**	ug/L	5.0	0.16	1		04/26/16 09:39	74-83-9	
2-Butanone (MEK)	ND	ug/L	10.0	0.59	1		04/26/16 09:39	78-93-3	
Carbon disulfide	ND	ug/L	5.0	0.12	1		04/26/16 09:39	75-15-0	
Carbon tetrachloride	ND	ug/L	1.0	0.18	1		04/26/16 09:39	56-23-5	
Chlorobenzene	ND	ug/L	1.0	0.21	1		04/26/16 09:39	108-90-7	
Chloroethane	ND	ug/L	1.0	0.15	1		04/26/16 09:39	75-00-3	
Chloroform	ND	ug/L	1.0	0.14	1		04/26/16 09:39	67-66-3	
Chloromethane	ND	ug/L	1.0	0.080	1		04/26/16 09:39	74-87-3	
Dibromochloromethane	ND	ug/L	1.0	0.21	1		04/26/16 09:39	124-48-1	
1,1-Dichloroethane	ND	ug/L	1.0	0.050	1		04/26/16 09:39	75-34-3	
1,2-Dichloroethane	ND	ug/L	1.0	0.12	1		04/26/16 09:39	107-06-2	
1,1-Dichloroethene	ND	ug/L	1.0	0.20	1		04/26/16 09:39	75-35-4	
cis-1,2-Dichloroethene	**0.19J**	ug/L	1.0	0.080	1		04/26/16 09:39	156-59-2	B
trans-1,2-Dichloroethene	ND	ug/L	1.0	0.20	1		04/26/16 09:39	156-60-5	
1,2-Dichloropropane	ND	ug/L	1.0	0.16	1		04/26/16 09:39	78-87-5	
cis-1,3-Dichloropropene	ND	ug/L	1.0	0.14	1		04/26/16 09:39	10061-01-5	
trans-1,3-Dichloropropene	ND	ug/L	1.0	0.12	1		04/26/16 09:39	10061-02-6	
Ethylbenzene	ND	ug/L	1.0	0.18	1		04/26/16 09:39	100-41-4	
2-Hexanone	ND	ug/L	10.0	1.2	1		04/26/16 09:39	591-78-6	
Methylene chloride	ND	ug/L	1.0	0.15	1		04/26/16 09:39	75-09-2	
4-Methyl-2-pentanone (MIBK)	ND	ug/L	10.0	0.42	1		04/26/16 09:39	108-10-1	
Styrene	ND	ug/L	1.0	0.12	1		04/26/16 09:39	100-42-5	
1,1,2,2-Tetrachloroethane	ND	ug/L	1.0	0.15	1		04/26/16 09:39	79-34-5	
Tetrachloroethene	ND	ug/L	1.0	0.10	1		04/26/16 09:39	127-18-4	
Toluene	ND	ug/L	1.0	0.17	1		04/26/16 09:39	108-88-3	
1,1,1-Trichloroethane	ND	ug/L	1.0	0.11	1		04/26/16 09:39	71-55-6	
1,1,2-Trichloroethane	ND	ug/L	1.0	0.20	1		04/26/16 09:39	79-00-5	
Trichloroethene	ND	ug/L	1.0	0.17	1		04/26/16 09:39	79-01-6	
Vinyl chloride	ND	ug/L	1.0	0.13	1		04/26/16 09:39	75-01-4	
Xylene (Total)	ND	ug/L	3.0	0.42	1		04/26/16 09:39	1330-20-7	
Surrogates									
4-Bromofluorobenzene (S)	101	%	77-130		1		04/26/16 09:39	460-00-4	
1,2-Dichloroethane-d4 (S)	94	%	81-127		1		04/26/16 09:39	17060-07-0	
Toluene-d8 (S)	97	%	80-120		1		04/26/16 09:39	2037-26-5	
Preservation pH	**1.0**		0.10	0.10	1		04/26/16 09:39		

REPORT OF LABORATORY ANALYSIS

This report shall not be reproduced, except in full,
without the written consent of Pace Analytical Services, Inc..

Pace Analytical Services, Inc.
9608 Loiret Blvd.
Lenexa, KS 66219
(913)599-5665

QUALITY CONTROL DATA

Project: FORT SMITH, AR
Pace Project No.: 60217246

QC Batch: GCSV/5339 Analysis Method: EPA 8015 - Alcohol
QC Batch Method: EPA 8015 - Alcohol Analysis Description: Alcohol by Direct Inject GCFID
Associated Lab Samples: 60217246001, 60217246002, 60217246003

METHOD BLANK: 220591 Matrix: Water
Associated Lab Samples:

Parameter	Units	Blank Result	Reporting Limit	MDL	Analyzed	Qualifiers
2-Chloroethanol	ug/L	ND	10000	1980	04/26/16 12:42	

LABORATORY CONTROL SAMPLE: 220592

Parameter	Units	Spike Conc.	LCS Result	LCS % Rec	% Rec Limits	Qualifiers
2-Chloroethanol	ug/L	100000	97900	98	40-140	

MATRIX SPIKE & MATRIX SPIKE DUPLICATE: 220593 220594

Parameter	Units	60217246001 Result	MS Spike Conc.	MSD Spike Conc.	MS Result	MSD Result	MS % Rec	MSD % Rec	% Rec Limits	RPD	Max RPD	Qual
2-Chloroethanol	ug/L	ND	100000	100000	95000	97600	95	98	40-140	3	40	

Results presented on this page are in the units indicated by the "Units" column except where an alternate unit is presented to the right of the result.

REPORT OF LABORATORY ANALYSIS

This report shall not be reproduced, except in full,
without the written consent of Pace Analytical Services, Inc..

Pace Analytical Services, Inc.
9608 Loiret Blvd.
Lenexa, KS 66219
(913)599-5665

QUALITY CONTROL DATA

Project: FORT SMITH, AR
Pace Project No.: 60217246

QC Batch: MPRP/35615 Analysis Method: EPA 6010
QC Batch Method: EPA 3010 Analysis Description: 6010 MET
Associated Lab Samples: 60217246001, 60217246002, 60217246003

METHOD BLANK: 1744338 Matrix: Water
Associated Lab Samples: 60217246001, 60217246002, 60217246003

Parameter	Units	Blank Result	Reporting Limit	MDL	Analyzed	Qualifiers
Iron	ug/L	ND	50.0	8.8	04/20/16 15:55	
Manganese	ug/L	0.32J	5.0	0.25	04/20/16 15:55	

LABORATORY CONTROL SAMPLE: 1744339

Parameter	Units	Spike Conc.	LCS Result	LCS % Rec	% Rec Limits	Qualifiers
Iron	ug/L	10000	9910	99	80-120	
Manganese	ug/L	1000	983	98	80-120	

MATRIX SPIKE & MATRIX SPIKE DUPLICATE: 1744340 1744341

Parameter	Units	60217132001 Result	MS Spike Conc.	MSD Spike Conc.	MS Result	MSD Result	MS % Rec	MSD % Rec	% Rec Limits	RPD	Max RPD	Qual
Iron	ug/L	86.1	10000	10000	10100	9870	100	98	75-125	2	20	
Manganese	ug/L		1000	1000	1070	1060	98	97	75-125	1	20	

Results presented on this page are in the units indicated by the "Units" column except where an alternate unit is presented to the right of the result.

REPORT OF LABORATORY ANALYSIS

This report shall not be reproduced, except in full,
without the written consent of Pace Analytical Services, Inc..

Pace Analytical Services, Inc.
9608 Loiret Blvd.
Lenexa, KS 66219
(913)599-5665

QUALITY CONTROL DATA

Project: FORT SMITH, AR
Pace Project No.: 60217246

QC Batch: MSV/75403 Analysis Method: EPA 5030B/8260
QC Batch Method: EPA 5030B/8260 Analysis Description: 8260 MSV Water 10 mL Purge
Associated Lab Samples: 60217246001, 60217246002, 60217246003, 60217246004

METHOD BLANK: 1747343 Matrix: Water
Associated Lab Samples: 60217246001, 60217246002, 60217246003, 60217246004

Parameter	Units	Blank Result	Reporting Limit	MDL	Analyzed	Qualifiers
1,1,1-Trichloroethane	ug/L	ND	1.0	0.11	04/26/16 08:55	
1,1,2,2-Tetrachloroethane	ug/L	ND	1.0	0.15	04/26/16 08:55	
1,1,2-Trichloroethane	ug/L	ND	1.0	0.20	04/26/16 08:55	
1,1-Dichloroethane	ug/L	ND	1.0	0.050	04/26/16 08:55	
1,1-Dichloroethene	ug/L	ND	1.0	0.20	04/26/16 08:55	
1,2-Dichloroethane	ug/L	ND	1.0	0.12	04/26/16 08:55	
1,2-Dichloropropane	ug/L	ND	1.0	0.16	04/26/16 08:55	
2-Butanone (MEK)	ug/L	ND	10.0	0.59	04/26/16 08:55	
2-Hexanone	ug/L	ND	10.0	1.2	04/26/16 08:55	
4-Methyl-2-pentanone (MIBK)	ug/L	ND	10.0	0.42	04/26/16 08:55	
Acetone	ug/L	ND	10.0	1.9	04/26/16 08:55	
Benzene	ug/L	ND	1.0	0.060	04/26/16 08:55	
Bromodichloromethane	ug/L	ND	1.0	0.19	04/26/16 08:55	
Bromoform	ug/L	ND	1.0	0.070	04/26/16 08:55	
Bromomethane	ug/L	ND	5.0	0.16	04/26/16 08:55	
Carbon disulfide	ug/L	ND	5.0	0.12	04/26/16 08:55	
Carbon tetrachloride	ug/L	ND	1.0	0.18	04/26/16 08:55	
Chlorobenzene	ug/L	ND	1.0	0.21	04/26/16 08:55	
Chloroethane	ug/L	ND	1.0	0.15	04/26/16 08:55	
Chloroform	ug/L	ND	1.0	0.14	04/26/16 08:55	
Chloromethane	ug/L	ND	1.0	0.080	04/26/16 08:55	
cis-1,2-Dichloroethene	ug/L	0.24J	1.0	0.080	04/26/16 08:55	
cis-1,3-Dichloropropene	ug/L	ND	1.0	0.14	04/26/16 08:55	
Dibromochloromethane	ug/L	ND	1.0	0.21	04/26/16 08:55	
Ethylbenzene	ug/L	ND	1.0	0.18	04/26/16 08:55	
Methylene chloride	ug/L	ND	1.0	0.15	04/26/16 08:55	
Styrene	ug/L	ND	1.0	0.12	04/26/16 08:55	
Tetrachloroethene	ug/L	ND	1.0	0.10	04/26/16 08:55	
Toluene	ug/L	ND	1.0	0.17	04/26/16 08:55	
trans-1,2-Dichloroethene	ug/L	ND	1.0	0.20	04/26/16 08:55	
trans-1,3-Dichloropropene	ug/L	ND	1.0	0.12	04/26/16 08:55	
Trichloroethene	ug/L	ND	1.0	0.17	04/26/16 08:55	
Vinyl chloride	ug/L	ND	1.0	0.13	04/26/16 08:55	
Xylene (Total)	ug/L	ND	3.0	0.42	04/26/16 08:55	
1,2-Dichloroethane-d4 (S)	%	90	81-127		04/26/16 08:55	
4-Bromofluorobenzene (S)	%	100	77-130		04/26/16 08:55	
Toluene-d8 (S)	%	98	80-120		04/26/16 08:55	

Results presented on this page are in the units indicated by the "Units" column except where an alternate unit is presented to the right of the result.

REPORT OF LABORATORY ANALYSIS

This report shall not be reproduced, except in full,
without the written consent of Pace Analytical Services, Inc..

Pace Analytical Services, Inc.
9608 Loiret Blvd.
Lenexa, KS 66219
(913)599-5665

QUALITY CONTROL DATA

Project: FORT SMITH, AR
Pace Project No.: 60217246

LABORATORY CONTROL SAMPLE: 1747344

Parameter	Units	Spike Conc.	LCS Result	LCS % Rec	% Rec Limits	Qualifiers
1,1,1-Trichloroethane	ug/L	20	20.6	103	81-116	
1,1,2,2-Tetrachloroethane	ug/L	20	20.5	102	72-117	
1,1,2-Trichloroethane	ug/L	20	21.5	107	79-108	
1,1-Dichloroethane	ug/L	20	20.4	102	83-117	
1,1-Dichloroethene	ug/L	20	22.1	110	74-114	
1,2-Dichloroethane	ug/L	20	20.0	100	72-116	
1,2-Dichloropropane	ug/L	20	21.3	106	80-120	
2-Butanone (MEK)	ug/L	100	95.5	95	67-129	
2-Hexanone	ug/L	100	95.4	95	70-128	
4-Methyl-2-pentanone (MIBK)	ug/L	100	100	100	80-120	
Acetone	ug/L	100	94.9	95	56-142	
Benzene	ug/L	20	22.6	113	79-116	
Bromodichloromethane	ug/L	20	20.1	100	80-120	
Bromoform	ug/L	20	20.6	103	73-114	
Bromomethane	ug/L	20	21.1	106	49-153	
Carbon disulfide	ug/L	20	22.9	114	82-121	
Carbon tetrachloride	ug/L	20	20.8	104	80-116	
Chlorobenzene	ug/L	20	21.9	109	80-120	
Chloroethane	ug/L	20	21.1	105	67-124	
Chloroform	ug/L	20	19.4	97	79-120	
Chloromethane	ug/L	20	20.1	101	10-192	
cis-1,2-Dichloroethene	ug/L	20	20.3	101	80-120	
cis-1,3-Dichloropropene	ug/L	20	21.5	108	80-120	
Dibromochloromethane	ug/L	20	20.9	104	80-120	
Ethylbenzene	ug/L	20	21.8	109	80-120	
Methylene chloride	ug/L	20	19.8	99	80-120	
Styrene	ug/L	20	22.4	112	80-120	
Tetrachloroethene	ug/L	20	21.5	107	80-120	
Toluene	ug/L	20	21.6	108	80-120	
trans-1,2-Dichloroethene	ug/L	20	19.8	99	78-108	
trans-1,3-Dichloropropene	ug/L	20	22.1	110	85-120	
Trichloroethene	ug/L	20	20.3	101	76-114	
Vinyl chloride	ug/L	20	22.6	113	69-129	
Xylene (Total)	ug/L	60	66.1	110	80-120	
1,2-Dichloroethane-d4 (S)	%			92	81-127	
4-Bromofluorobenzene (S)	%			102	77-130	
Toluene-d8 (S)	%			99	80-120	

Results presented on this page are in the units indicated by the "Units" column except where an alternate unit is presented to the right of the result.

REPORT OF LABORATORY ANALYSIS

This report shall not be reproduced, except in full,
without the written consent of Pace Analytical Services, Inc..

Pace Analytical Services, Inc.
9608 Loiret Blvd.
Lenexa, KS 66219
(913)599-5665

QUALITY CONTROL DATA

Project: FORT SMITH, AR
Pace Project No.: 60217246

QC Batch: WET/61431 Analysis Method: SM 2320B
QC Batch Method: SM 2320B Analysis Description: 2320B Alkalinity
Associated Lab Samples: 60217246001, 60217246002, 60217246003

METHOD BLANK: 1747310 Matrix: Water
Associated Lab Samples: 60217246001, 60217246002, 60217246003

Parameter	Units	Blank Result	Reporting Limit	MDL	Analyzed	Qualifiers
Alkalinity, Carbonate (CaCO3)	mg/L	ND	20.0	2.0	04/26/16 10:33	
Alkalinity, Total as CaCO3	mg/L	ND	20.0	2.0	04/26/16 10:33	
Alkalinity,Bicarbonate (CaCO3)	mg/L	ND	20.0	2.0	04/26/16 10:33	

LABORATORY CONTROL SAMPLE: 1747311

Parameter	Units	Spike Conc.	LCS Result	LCS % Rec	% Rec Limits	Qualifiers
Alkalinity, Total as CaCO3	mg/L	500	460	92	90-110	

SAMPLE DUPLICATE: 1747312

Parameter	Units	60217246001 Result	Dup Result	RPD	Max RPD	Qualifiers
Alkalinity, Carbonate (CaCO3)	mg/L	ND	ND		10	
Alkalinity, Total as CaCO3	mg/L	20.7	22.9	10	10	
Alkalinity,Bicarbonate (CaCO3)	mg/L	20.7	22.9	10	10	

SAMPLE DUPLICATE: 1747313

Parameter	Units	60217343002 Result	Dup Result	RPD	Max RPD	Qualifiers
Alkalinity, Carbonate (CaCO3)	mg/L	36.2	39.4	8	10	
Alkalinity, Total as CaCO3	mg/L	551	595	8	10	
Alkalinity,Bicarbonate (CaCO3)	mg/L	515	556	8	10	

Results presented on this page are in the units indicated by the "Units" column except where an alternate unit is presented to the right of the result.

REPORT OF LABORATORY ANALYSIS

This report shall not be reproduced, except in full,
without the written consent of Pace Analytical Services, Inc..

Pace Analytical Services, Inc.
9608 Loiret Blvd.
Lenexa, KS 66219
(913)599-5665

QUALITY CONTROL DATA

Project: FORT SMITH, AR
Pace Project No.: 60217246

QC Batch: WET/61361 Analysis Method: SM 4500-S-2 D
QC Batch Method: SM 4500-S-2 D Analysis Description: 4500S2D Sulfide, Total
Associated Lab Samples: 60217246001, 60217246002, 60217246003

METHOD BLANK: 1745456 Matrix: Water
Associated Lab Samples: 60217246001, 60217246002, 60217246003

Parameter	Units	Blank Result	Reporting Limit	MDL	Analyzed	Qualifiers
Sulfide, Total	mg/L	ND	0.050	0.012	04/21/16 13:59	

LABORATORY CONTROL SAMPLE: 1745457

Parameter	Units	Spike Conc.	LCS Result	LCS % Rec	% Rec Limits	Qualifiers
Sulfide, Total	mg/L	.5	0.49	98	80-120	

MATRIX SPIKE & MATRIX SPIKE DUPLICATE: 1745458 1745459

Parameter	Units	60217139012 Result	MS Spike Conc.	MSD Spike Conc.	MS Result	MSD Result	MS % Rec	MSD % Rec	% Rec Limits	RPD	Max RPD	Qual
Sulfide, Total	mg/L	0.093	.5	.5	0.27	0.32	36	45	75-125	16	20	M1

SAMPLE DUPLICATE: 1745460

Parameter	Units	60217246001 Result	Dup Result	RPD	Max RPD	Qualifiers
Sulfide, Total	mg/L	ND	ND		20	

Results presented on this page are in the units indicated by the "Units" column except where an alternate unit is presented to the right of the result.

REPORT OF LABORATORY ANALYSIS

This report shall not be reproduced, except in full,
without the written consent of Pace Analytical Services, Inc..

Pace Analytical Services, Inc.
9608 Loiret Blvd.
Lenexa, KS 66219
(913)599-5665

QUALITY CONTROL DATA

Project: FORT SMITH, AR
Pace Project No.: 60217246

QC Batch: WETA/39147 Analysis Method: EPA 300.0
QC Batch Method: EPA 300.0 Analysis Description: 300.0 IC Anions
Associated Lab Samples: 60217246001, 60217246002, 60217246003

METHOD BLANK: 1746761 Matrix: Water
Associated Lab Samples: 60217246001, 60217246002, 60217246003

Parameter	Units	Blank Result	Reporting Limit	MDL	Analyzed	Qualifiers
Chloride	mg/L	ND	1.0	0.50	04/23/16 10:55	
Sulfate	mg/L	ND	1.0	0.25	04/23/16 10:55	

LABORATORY CONTROL SAMPLE: 1746762

Parameter	Units	Spike Conc.	LCS Result	LCS % Rec	% Rec Limits	Qualifiers
Chloride	mg/L	5	4.7	94	90-110	
Sulfate	mg/L	5	5.5	110	90-110	

MATRIX SPIKE & MATRIX SPIKE DUPLICATE: 1746763 1746764

Parameter	Units	60217139009 Result	MS Spike Conc.	MSD Spike Conc.	MS Result	MSD Result	MS % Rec	MSD % Rec	% Rec Limits	RPD	Max RPD	Qual
Chloride	mg/L	ND	500	500	537	537	89	89	80-120	0	15	
Sulfate	mg/L	939	500	500	1470	1460	106	104	80-120	1	15	

MATRIX SPIKE SAMPLE: 1746765

Parameter	Units	60217139010 Result	Spike Conc.	MS Result	MS % Rec	% Rec Limits	Qualifiers
Chloride	mg/L	14.8	50	59.2	89	80-120	
Sulfate	mg/L	138	50	187	99	80-120	

Results presented on this page are in the units indicated by the "Units" column except where an alternate unit is presented to the right of the result.

REPORT OF LABORATORY ANALYSIS

This report shall not be reproduced, except in full,
without the written consent of Pace Analytical Services, Inc..

Pace Analytical Services, Inc.
9608 Loiret Blvd.
Lenexa, KS 66219
(913)599-5665

QUALITY CONTROL DATA

Project: FORT SMITH, AR
Pace Project No.: 60217246

QC Batch: WETA/39111 Analysis Method: EPA 350.1
QC Batch Method: EPA 350.1 Analysis Description: 350.1 Ammonia
Associated Lab Samples: 60217246001, 60217246002, 60217246003

METHOD BLANK: 1745004 Matrix: Water
Associated Lab Samples: 60217246001, 60217246002, 60217246003

Parameter	Units	Blank Result	Reporting Limit	MDL	Analyzed	Qualifiers
Nitrogen, Ammonia	mg/L	ND	0.10	0.046	04/21/16 15:04	

LABORATORY CONTROL SAMPLE: 1745005

Parameter	Units	Spike Conc.	LCS Result	LCS % Rec	% Rec Limits	Qualifiers
Nitrogen, Ammonia	mg/L	5	5.0	101	90-110	

MATRIX SPIKE SAMPLE: 1745006

Parameter	Units	60217042002 Result	Spike Conc.	MS Result	MS % Rec	% Rec Limits	Qualifiers
Nitrogen, Ammonia	mg/L	0.18	5	5.2	100	90-110	

MATRIX SPIKE SAMPLE: 1745008

Parameter	Units	60217291006 Result	Spike Conc.	MS Result	MS % Rec	% Rec Limits	Qualifiers
Nitrogen, Ammonia	mg/L	0.16	5	5.2	100	90-110	

SAMPLE DUPLICATE: 1745007

Parameter	Units	60217192001 Result	Dup Result	RPD	Max RPD	Qualifiers
Nitrogen, Ammonia	mg/L	0.14	0.14	1	18	

Results presented on this page are in the units indicated by the "Units" column except where an alternate unit is presented to the right of the result.

REPORT OF LABORATORY ANALYSIS

This report shall not be reproduced, except in full,
without the written consent of Pace Analytical Services, Inc..

Pace Analytical Services, Inc.
9608 Loiret Blvd.
Lenexa, KS 66219
(913)599-5665

QUALITY CONTROL DATA

Project: FORT SMITH, AR
Pace Project No.: 60217246

QC Batch: WETA/39095 Analysis Method: EPA 353.2
QC Batch Method: EPA 353.2 Analysis Description: 353.2 Nitrate + Nitrite, Unpres.
Associated Lab Samples: 60217246001, 60217246002, 60217246003

METHOD BLANK: 1744295 Matrix: Water
Associated Lab Samples: 60217246001, 60217246002, 60217246003

Parameter	Units	Blank Result	Reporting Limit	MDL	Analyzed	Qualifiers
Nitrogen, Nitrate	mg/L	ND	0.10	0.012	04/20/16 09:41	
Nitrogen, Nitrite	mg/L	ND	0.10	0.010	04/20/16 09:41	
Nitrogen, NO2 plus NO3	mg/L	ND	0.10	0.012	04/20/16 09:41	

LABORATORY CONTROL SAMPLE: 1744296

Parameter	Units	Spike Conc.	LCS Result	LCS % Rec	% Rec Limits	Qualifiers
Nitrogen, Nitrate	mg/L	1.6	1.6	101	85-115	
Nitrogen, Nitrite	mg/L	.4	0.42	105	90-110	
Nitrogen, NO2 plus NO3	mg/L	2	2.0	101	90-110	

MATRIX SPIKE SAMPLE: 1744297

Parameter	Units	60217313001 Result	Spike Conc.	MS Result	MS % Rec	% Rec Limits	Qualifiers
Nitrogen, Nitrate	mg/L	ND	1.6	1.7	105	85-115	
Nitrogen, Nitrite	mg/L	ND	.4	0.47	117	90-110	M1
Nitrogen, NO2 plus NO3	mg/L	ND	2	2.2	107	90-110	

MATRIX SPIKE SAMPLE: 1744299

Parameter	Units	60217318002 Result	Spike Conc.	MS Result	MS % Rec	% Rec Limits	Qualifiers
Nitrogen, Nitrate	mg/L	0.93	1.6	2.6	104	85-115	
Nitrogen, Nitrite	mg/L	ND	.4	0.46	116	90-110	M1
Nitrogen, NO2 plus NO3	mg/L	0.93	2	3.1	107	90-110	

SAMPLE DUPLICATE: 1744298

Parameter	Units	60217246002 Result	Dup Result	RPD	Max RPD	Qualifiers
Nitrogen, Nitrate	mg/L	0.33	0.33	0	20	
Nitrogen, Nitrite	mg/L	ND	ND		20	
Nitrogen, NO2 plus NO3	mg/L	0.33	0.33	0	20	

Results presented on this page are in the units indicated by the "Units" column except where an alternate unit is presented to the right of the result.

REPORT OF LABORATORY ANALYSIS

This report shall not be reproduced, except in full,
without the written consent of Pace Analytical Services, Inc..

Pace Analytical Services, Inc.
9608 Loiret Blvd.
Lenexa, KS 66219
(913)599-5665

QUALITY CONTROL DATA

Project: FORT SMITH, AR
Pace Project No.: 60217246

QC Batch: WETA/39201 Analysis Method: SM 5310C
QC Batch Method: SM 5310C Analysis Description: 5310C Total Organic Carbon
Associated Lab Samples: 60217246001, 60217246002, 60217246003

METHOD BLANK: 1747902 Matrix: Water
Associated Lab Samples: 60217246001, 60217246002, 60217246003

Parameter	Units	Blank Result	Reporting Limit	MDL	Analyzed	Qualifiers
Total Organic Carbon	mg/L	0.29J	1.0	0.054	04/27/16 14:54	

LABORATORY CONTROL SAMPLE: 1747903

Parameter	Units	Spike Conc.	LCS Result	LCS % Rec	% Rec Limits	Qualifiers
Total Organic Carbon	mg/L	5	4.3	85	80-120	

MATRIX SPIKE SAMPLE: 1747905

Parameter	Units	60217280001 Result	Spike Conc.	MS Result	MS % Rec	% Rec Limits	Qualifiers
Total Organic Carbon	mg/L	37.9	25	55.0	69	80-120	M1

SAMPLE DUPLICATE: 1747904

Parameter	Units	60216961002 Result	Dup Result	RPD	Max RPD	Qualifiers
Total Organic Carbon	mg/L	121	121	0	25	

Results presented on this page are in the units indicated by the "Units" column except where an alternate unit is presented to the right of the result.

REPORT OF LABORATORY ANALYSIS

This report shall not be reproduced, except in full,
without the written consent of Pace Analytical Services, Inc..

Pace Analytical Services, Inc.
9608 Loiret Blvd.
Lenexa, KS 66219
(913)599-5665

QUALITY CONTROL DATA

Project: FORT SMITH, AR
Pace Project No.: 60217246

QC Batch: WETA/11289 Analysis Method: SM 4500-P E
QC Batch Method: SM4500-P B Analysis Description: SM4500P-E, Total Phosphorus
Associated Lab Samples: 60217246001, 60217246002, 60217246003

METHOD BLANK: 221755 Matrix: Water
Associated Lab Samples: 60217246001, 60217246002, 60217246003

Parameter	Units	Blank Result	Reporting Limit	MDL	Analyzed	Qualifiers
Phosphate as P04	mg/L	0.014J	0.030	0.010	04/26/16 11:16	

LABORATORY CONTROL SAMPLE: 221756

Parameter	Units	Spike Conc.	LCS Result	LCS % Rec	% Rec Limits	Qualifiers
Phosphate as P04	mg/L	1.5	1.4	91	80-120	

MATRIX SPIKE & MATRIX SPIKE DUPLICATE: 221757 221758

Parameter	Units	7542654001 Result	MS Spike Conc.	MSD Spike Conc.	MS Result	MSD Result	MS % Rec	MSD % Rec	% Rec Limits	RPD	Max RPD	Qual
Phosphate as P04	mg/L	3.6	1.5	1.5	5.0	5.0	90	87	80-120	1	20	

MATRIX SPIKE & MATRIX SPIKE DUPLICATE: 221759 221760

Parameter	Units	7542851001 Result	MS Spike Conc.	MSD Spike Conc.	MS Result	MSD Result	MS % Rec	MSD % Rec	% Rec Limits	RPD	Max RPD	Qual
Phosphate as P04	mg/L	1.7	1.5	1.5	3.1	3.2	89	93	80-120	2	20	

Results presented on this page are in the units indicated by the "Units" column except where an alternate unit is presented to the right of the result.

REPORT OF LABORATORY ANALYSIS

This report shall not be reproduced, except in full,
without the written consent of Pace Analytical Services, Inc..

Pace Analytical Services, Inc.
9608 Loiret Blvd.
Lenexa, KS 66219
(913)599-5665

QUALIFIERS

Project: FORT SMITH, AR
Pace Project No.: 60217246

DEFINITIONS

DF - Dilution Factor, if reported, represents the factor applied to the reported data due to dilution of the sample aliquot.

ND - Not Detected at or above adjusted reporting limit.

J - Estimated concentration above the adjusted method detection limit and below the adjusted reporting limit.

MDL - Adjusted Method Detection Limit.

PQL - Practical Quantitation Limit.

RL - Reporting Limit.

S - Surrogate

1,2-Diphenylhydrazine decomposes to and cannot be separated from Azobenzene using Method 8270. The result for each analyte is a combined concentration.

Consistent with EPA guidelines, unrounded data are displayed and have been used to calculate % recovery and RPD values.

LCS(D) - Laboratory Control Sample (Duplicate)

MS(D) - Matrix Spike (Duplicate)

DUP - Sample Duplicate

RPD - Relative Percent Difference

NC - Not Calculable.

SG - Silica Gel - Clean-Up

U - Indicates the compound was analyzed for, but not detected.

N-Nitrosodiphenylamine decomposes and cannot be separated from Diphenylamine using Method 8270. The result reported for each analyte is a combined concentration.

Pace Analytical is TNI accredited. Contact your Pace PM for the current list of accredited analytes.

TNI - The NELAC Institute.

LABORATORIES

PASI-D	Pace Analytical Services - Dallas
PASI-K	Pace Analytical Services - Kansas City

BATCH QUALIFIERS

Batch: MSV/75403

[M5] A matrix spike/matrix spike duplicate was not performed for this batch due to insufficient sample volume.

Batch: WET/61805

[1] Ferrous Fe performed in the field

Batch: WET/61809

[1] Field pH

ANALYTE QUALIFIERS

B	Analyte was detected in the associated method blank.
H6	Analysis initiated outside of the 15 minute EPA required holding time.
M1	Matrix spike recovery exceeded QC limits. Batch accepted based on laboratory control sample (LCS) recovery.

This report shall not be reproduced, except in full,
without the written consent of Pace Analytical Services, Inc..

Pace Analytical Services, Inc.
9608 Loiret Blvd.
Lenexa, KS 66219
(913)599-5665

QUALITY CONTROL DATA CROSS REFERENCE TABLE

Project: FORT SMITH, AR
Pace Project No.: 60217246

Lab ID	Sample ID	QC Batch Method	QC Batch	Analytical Method	Analytical Batch
60217246001	**MW-31R-201604**	EPA 8015 - Alcohol	GCSV/5339		
60217246002	**MW-32R-201604**	EPA 8015 - Alcohol	GCSV/5339		
60217246003	**MW-33R-201604**	EPA 8015 - Alcohol	GCSV/5339		
60217246001	**MW-31R-201604**	EPA 3010	MPRP/35615	EPA 6010	ICP/26039
60217246002	**MW-32R-201604**	EPA 3010	MPRP/35615	EPA 6010	ICP/26039
60217246003	**MW-33R-201604**	EPA 3010	MPRP/35615	EPA 6010	ICP/26039
60217246001	**MW-31R-201604**	EPA 5030B/8260	MSV/75403		
60217246002	**MW-32R-201604**	EPA 5030B/8260	MSV/75403		
60217246003	**MW-33R-201604**	EPA 5030B/8260	MSV/75403		
60217246004	**TB-01-201604**	EPA 5030B/8260	MSV/75403		
60217246001	**MW-31R-201604**	SM 2320B	WET/61431		
60217246002	**MW-32R-201604**	SM 2320B	WET/61431		
60217246003	**MW-33R-201604**	SM 2320B	WET/61431		
60217246001	**MW-31R-201604**	SM 3500-Fe B#4	WET/61805		
60217246002	**MW-32R-201604**	SM 3500-Fe B#4	WET/61805		
60217246003	**MW-33R-201604**	SM 3500-Fe B#4	WET/61805		
60217246001	**MW-31R-201604**	SM 4500-H+B	WET/61809		
60217246002	**MW-32R-201604**	SM 4500-H+B	WET/61809		
60217246003	**MW-33R-201604**	SM 4500-H+B	WET/61809		
60217246001	**MW-31R-201604**	SM 4500-S-2 D	WET/61361		
60217246002	**MW-32R-201604**	SM 4500-S-2 D	WET/61361		
60217246003	**MW-33R-201604**	SM 4500-S-2 D	WET/61361		
60217246001	**MW-31R-201604**	EPA 300.0	WETA/39147		
60217246002	**MW-32R-201604**	EPA 300.0	WETA/39147		
60217246003	**MW-33R-201604**	EPA 300.0	WETA/39147		
60217246001	**MW-31R-201604**	EPA 350.1	WETA/39111		
60217246002	**MW-32R-201604**	EPA 350.1	WETA/39111		
60217246003	**MW-33R-201604**	EPA 350.1	WETA/39111		
60217246001	**MW-31R-201604**	EPA 353.2	WETA/39095		
60217246002	**MW-32R-201604**	EPA 353.2	WETA/39095		
60217246003	**MW-33R-201604**	EPA 353.2	WETA/39095		
60217246001	**MW-31R-201604**	SM 4500-CO2 D	WETA/39493		
60217246002	**MW-32R-201604**	SM 4500-CO2 D	WETA/39493		
60217246003	**MW-33R-201604**	SM 4500-CO2 D	WETA/39493		
60217246001	**MW-31R-201604**	SM 5310C	WETA/39201		
60217246002	**MW-32R-201604**	SM 5310C	WETA/39201		
60217246003	**MW-33R-201604**	SM 5310C	WETA/39201		
60217246001	**MW-31R-201604**	SM4500-P B	WETA/11289	SM 4500-P E	WETA/11293
60217246002	**MW-32R-201604**	SM4500-P B	WETA/11289	SM 4500-P E	WETA/11293
60217246003	**MW-33R-201604**	SM4500-P B	WETA/11289	SM 4500-P E	WETA/11293

This report shall not be reproduced, except in full,
without the written consent of Pace Analytical Services, Inc..

Pace Analytical
www.pacelabs.com

Sample Condition Upon Receipt

WO# : 60217246

60217246

Client Name: Environ

Optional
Proj Due Date:
Proj Name:

Courier: FedEx ☒ UPS ☐ VIA ☐ Clay ☐ PEX ☐ ECI ☐ Pace ☐ Other ☐ Client ☐

Tracking #: 8047 3340 7162 Pace Shipping Label Used? Yes ☐ No ☐

Custody Seal on Cooler/Box Present: Yes ☒ No ☐ Seals intact: Yes ☒ No ☐

Packing Material: Bubble Wrap ☐ Bubble Bags ☒ Foam ☒ None ☐ Other ☐

Thermometer Used: CF +1.0 T-239 / (CF 0.0 T-262) **Type of Ice:** (Wet) Blue None ☐ Samples received on ice, cooling process has begun.
(circle one)

Cooler Temperature: 4.9

Date and initials of person examining contents: SB 9/19

Temperature should be above freezing to 6°C

Chain of Custody present:	☒Yes ☐No ☐N/A	1.
Chain of Custody filled out:	☒Yes ☐No ☐N/A	2.
Chain of Custody relinquished:	☒Yes ☐No ☐N/A	3.
Sampler name & signature on COC:	☒Yes ☐No ☐N/A	4.
Samples arrived within holding time:	☒Yes ☐No ☐N/A	5.
Short Hold Time analyses (<72hr):	☒Yes ☐No ☐N/A	6. Fe^{2+} NO_2 NO_3
Rush Turn Around Time requested:	☐Yes ☒No ☐N/A	7.
Sufficient volume:	☒Yes ☐No ☐N/A	8.
Correct containers used:	☒Yes ☐No ☐N/A	
Pace containers used:	☒Yes ☐No ☐N/A	9.
Containers intact:	☒Yes ☐No ☐N/A	10.
Unpreserved 5035A soils frozen w/in 48hrs?	☐Yes ☐No ☒N/A	11.
Filtered volume received for dissolved tests?	☐Yes ☐No ☒N/A	12.
Sample labels match COC:	☒Yes ☐No ☐N/A	
Includes date/time/ID/analyses Matrix: WT		13.
All containers needing preservation have been checked.	☒Yes ☐No ☐N/A	
All containers needing preservation are found to be in compliance with EPA recommendation.	☒Yes ☐No ☐N/A	14.
Exceptions: (VOA) Coliform, O&G, WI-DRO (water)	☒Yes ☐No	Initial when completed / Lot # of added preservative
Trip Blank present:	☒Yes ☐No ☐N/A	
Pace Trip Blank lot # (if purchased): Covered		15.
Headspace in VOA vials (>6mm):	☐Yes ☒No ☐N/A	16.
Project sampled in USDA Regulated Area:	☐Yes ☐No ☒N/A	17. List State:
Additional labels attached to 5035A vials in the field?	☐Yes ☐No ☒N/A	18.

Client Notification/ Resolution: Copy COC to Client? Y / N Field Data Required? Y / N

Person Contacted: _____ Date/Time: _____

Comments/ Resolution: _____

Project Manager Review: _____ Date: 9/19/19

Pace Analytical
www.pacelabs.com

CHAIN-OF-CUSTODY / Analytical Request Document

The Chain-of-Custody is a LEGAL DOCUMENT. All relevant fields must be completed accurately.

Page: 1 of 1

Section A Required Client Information:

Company:	Environ
Address:	7500 College Blvd., Ste. 925
	Overland Park, KS 66210
Email To:	wstonestreet@environcorp.com
Phone: 913-553-5926	Fax:
Requested Due Date/TAT:	Standard

Section B Required Project Information:

Report To:	Wendy Stonestreet
Copy To:	Tammy Gleason
Purchase Order No.:	NA
Project Name:	Fort Smith, AR
Project Number:	34375ØØP

Section C Invoice Information:

Attention:	Tammy Gleason
Company Name:	Environ
Address:	250 Monroe Ave. NW Grand Rapids
Pace Quote Reference:	Michigan, 49503
Pace Project Manager:	Colleen Clyne
Pace Profile #:	7444, line 1

REGULATORY AGENCY

☐ NPDES ☐ GROUND WATER ☐ DRINKING WATER
☐ UST ☐ RCRA ☑ OTHER ADEQ

Site Location STATE: AR

Section D Required Client Information

SAMPLE ID (A-Z, 0-9 / ,-) Sample IDs MUST BE UNIQUE

Valid Matrix Codes

MATRIX	CODE
DRINKING WATER	DW
WATER	WT
WASTE WATER	WW
PRODUCT	P
SOIL/SOLID	SL
OIL	OL
WIPE	WP
AIR	AR
OTHER	OT
TISSUE	TS

Requested Analysis Filtered (Y/N)

ITEM #	Sample ID	MATRIX CODE (see valid codes to left)	SAMPLE TYPE (G=GRAB C=COMP)	COLLECTED COMPOSITE START DATE	COMPOSITE START TIME	COMPOSITE END/GRAB DATE	COMPOSITE END/GRAB TIME	SAMPLE TEMP AT COLLECTION	# OF CONTAINERS	Preservatives: Unpreserved	H_2SO_4	HNO_3	HCl	NaOH	$Na_2S_2O_3$	Methanol	Other	Analysis Test: 8260 VOCs	Alkalinity	TOC	Chloride, Sulfate	8015 Chloroethanol (Pace Dallas)	8010-Iron/Mn	Ferric Iron calc. (send field Ferrous)	Ammonia	Nitrate+Nitrite	Total Phosphate (Pace Dallas)	Sulfide	CO2 Calc (Alkalinity + field pH)	Residual Chlorine (Y/N)	Pace Project No./ Lab I.D. 60217246
1	MW-31R-201604 (BP3N ACYS BP3S)	WT	G			4/18/16	1527		12	X	X	X	X	X			X	X	X	X	X	X	X	X	X	X	X	N	BP3Z BP3N (4)DG9H (3)DG9U 001
2	MW-32R-201604	"	"			"	1445		"	"	"	"	"	"			"	"	"	"	"	"	"	"	"	"	"	"	"	(4)OTHR 002
3	MW-33R-201604	"	"			"	1625		"	"	"	"	"	"			"	"	"	"	"	"	"	"	"	"	"	"	"	(4)DG9H 003
4	TB-01-201604	"							2				X																	(2)DG9HTP 004
5																														
6																														
7																														
8																														
9																														
10																														
11																														
12																														

ADDITIONAL COMMENTS	RELINQUISHED BY / AFFILIATION	DATE	TIME	ACCEPTED BY / AFFILIATION	DATE	TIME	SAMPLE CONDITIONS			
	Lucy Cross/Ramboll Environ	4/18/16	1830		4/19	0830	4.9	Y	Y	Y

SAMPLER NAME AND SIGNATURE					
PRINT Name of SAMPLER:	Nick Zurweller		Temp in °C	Received on Ice (Y/N)	Custody Sealed Cooler (Y/N)	Samples Intact (Y/N)
SIGNATURE of SAMPLER:		DATE Signed (MM/DD/YY): 4/18/16				

*Important Note: By signing this form you are accepting Pace's NET 30 day payment terms and agreeing to late charges of 1.5% per month for any invoices not paid within 30 days.

F-ALL-Q-020rev.07, 15-Feb-2007

Chain of Custody

WO# : 7542805

7542805

Pace Analytical®
www.pacelabs.com

Workorder: 60217246 **Workorder Name:** FORT SMITH, AR **Owner Received Date:** 4/19/2016 **Results Requested By:** 4/29/2016

Report To	Subcontract To
Colleen Clyne Pace Analytical Kansas 9608 Loiret Blvd. Lenexa, KS 66219 Phone (913)599-5665	Pace Analytical Dallas 400 West Bethany Drive Suite 190 Allen, TX 75013 Phone (972)727-1123

Item	Sample ID	Sample Type	Collect Date/Time	Lab ID	Matrix	Preserved Containers: DG9U	BP3S					Requested Analysis: 8015 Chloroethanol	Total Phosphate										LAB USE ONLY
1	MW-31R-201604	PS	4/18/2016 15:27	60217246001	Water	3	1					X	X										001
2	MW-32R-201604	PS	4/18/2016 14:45	60217246002	Water	3	1					X	X										002
3	MW-33R-201604	PS	4/18/2016 16:25	60217246003	Water	3	1					X	X										003
4																							
5																							

Transfers	Released By	Date/Time	Received	Date/Time
1	[signature] Pace	4/19/16 1700	[signature] Pace	4/20/16 0905
2				
3				

Comments

Cooler Temperature on Receipt 0.9 °C Custody Seal (Y) or N Received on Ice (Y) or N Samples Intact (Y) or N

***In order to maintain client confidentiality, location/name of the sampling site, sampler's name and signature may not be provided on this COC document. This chain of custody is considered complete as is since this information is available in the owner laboratory.*

Pace Analytical

Sample Condition Upon Receipt

☑Dallas ☐Ft Worth ☐San Angelo

Client Name: Pace KS Project Work order: 7542805

Courier: FedEX ☑ UPS ☐ USPS ☐ Client ☐ Courier ☐ LSO ☐ PACE ☐ Other:

Tracking#: 6703 1641 7706

Custody Seal on Cooler/Box: Yes ☑ No ☐ **Seals Intact:** Yes ☑ No ☐ NA ☐

Packing Material: Bubble Wrap ☐ Bubble Bags ☐ Foam ☐ None ☑ Other ☐

Thermometer Used: IR-02 Type of Ice: Wet ☑ Blue ☐ None ☐ Sample Received on ice, cooling process has begun ☑

Cooler Temp: 0.9 (Temp should be above freezing to 6°C)

Chain of Custody Present	Yes ☑ No ☐ NA ☐	1
Chain of Custody filled out	Yes ☑ No ☐ NA ☐	2
Chain of Custody relinquished	Yes ☑ No ☐ NA ☐	3
Sampler name & signature on COC	Yes ☐ No ☑ NA ☐	4
Sample received within HT	Yes ☑ No ☐ NA ☐	5
Short HT analyses (<72 hrs)	Yes ☐ No ☑ NA ☐	6
Rush TAT requested	Yes ☐ No ☑ NA ☐	7
Sufficient Volume received	Yes ☑ No ☐ NA ☐	8
Correct Container used Pace Container used	Yes ☑ No ☐ NA ☐ Yes ☑ No ☐ NA ☐	9
Container Intact	Yes ☑ No ☐ NA ☐	10
Unpreserved 5035A soil frozen within 48 hrs	Yes ☐ No ☐ NA ☑	11
Filtered volume received for Dissolved tests	Yes ☐ No ☐ NA ☑	12
Sample labels match COC Include date/time/ID/analyses Matrix: Water	Yes ☑ No ☐ NA ☐	13
All containers needing preservation have been checked	Yes ☑ No ☐ NA ☐	14a. Lot# of pH strip: 471507 pH checked Yes ☑ No ☐ pH<2 ☑ pH>9 ☐ pH>12 ☐ Lot# of Iodine strip: Lot# of Lead Acetate strip:
Do containers require preservation at the lab	Yes ☐ No ☑ NA ☐	14b. Preservation: / Lot#:
All containers needing preservation are found to be in Compliance with EPA recommendation **Exception:** VOA, coliform, O&G	Yes ☑ No ☐ NA ☐ Yes ☐ No ☑	14c.
Are soil samples (volatiles) received in Bulk ☐ Terracore ☐ EnCore ☐ NA ☑		15.
Trip Blank present Trip Blank Custody Seals Intact Pace Trip Blank Lot# (if purchased):	Yes ☐ No ☐ NA ☑ Yes ☐ No ☐ NA ☑	16.
Headspace in VOA (>6mm)	Yes ☐ No ☐ NA ☑	17.
Project sampled in USDA Regulated Area:	Yes ☐ No ☐ NA ☑	18. List State

Client Notification/Resolution/Comments:

Person Contacted: Date:

Comments/Resolution:

Person Examining Contents: Kw Date: 4/20/16

F-DAL-C001rev.05 090215

Pace Analytical Services, Inc.
9608 Loiret Blvd.
Lenexa, KS 66219
(913)599-5665

May 24, 2016

Wendy Stonestreet
Ramboll Environ
7500 College Blvd Ste 925
Overland Park, KS 66210

RE: Project: FORT SMITH, AR
Pace Project No.: 60218184

Dear Wendy Stonestreet:
Enclosed are the analytical results for sample(s) received by the laboratory on May 03, 2016. The results relate only to the samples included in this report. Results reported herein conform to the most current TNI standards and the laboratory's Quality Assurance Manual, where applicable, unless otherwise noted in the body of the report.

If you have any questions concerning this report, please feel free to contact me.

Sincerely,

Colleen Clyne
colleen.clyne@pacelabs.com
Project Manager

Enclosures

cc: Tamara Gleason, Ramboll Environ

This report shall not be reproduced, except in full,
without the written consent of Pace Analytical Services, Inc..

Pace Analytical Services, Inc.
9608 Loiret Blvd.
Lenexa, KS 66219
(913)599-5665

CERTIFICATIONS

Project: FORT SMITH, AR
Pace Project No.: 60218184

Kansas Certification IDs

9608 Loiret Boulevard, Lenexa, KS 66219
WY STR Certification #: 2456.01
Arkansas Certification #: 15-016-0
Illinois Certification #: 003097
Iowa Certification #: 118
Kansas/NELAP Certification #: E-10116
Louisiana Certification #: 03055
Nevada Certification #: KS000212008A
Oklahoma Certification #: 9205/9935
Texas Certification #: T104704407
Utah Certification #: KS00021
Kansas Field Laboratory Accreditation: # E-92587

Dallas Certification IDs:

400 West Bethany Dr Suite 190, Allen, TX 75013
EPA# TX00074
Texas Certification #: T104704232-15-12
Texas Certification #: T104704232-14-8
Kansas Certification #: E-10388
Arkansas Certification #: 88-0647
Oklahoma Certification #: 2014-055
Louisiana Certification #: 02007

This report shall not be reproduced, except in full,
without the written consent of Pace Analytical Services, Inc..

Pace Analytical Services, Inc.
9608 Loiret Blvd.
Lenexa, KS 66219
(913)599-5665

SAMPLE SUMMARY

Project: FORT SMITH, AR
Pace Project No.: 60218184

Lab ID	Sample ID	Matrix	Date Collected	Date Received
60218184001	**MW-50R-201605**	Water	05/02/16 14:00	05/03/16 05:00
60218184002	**MW-60R-201605**	Water	05/02/16 17:00	05/03/16 05:00
60218184003	**MW-193-201605**	Water	05/02/16 12:55	05/03/16 05:00
60218184004	**MW-67R-201605**	Water	05/02/16 14:58	05/03/16 05:00
60218184005	**MW-68-201605**	Water	05/02/16 13:55	05/03/16 05:00
60218184006	**MW-55R-201605**	Water	05/02/16 16:29	05/03/16 05:00
60218184007	**MW-66-201605**	Water	05/02/16 13:15	05/03/16 05:00
60218184008	**MW-63R-201605**	Water	05/02/16 17:45	05/03/16 05:00
60218184009	**MW-39R-201605**	Water	05/02/16 13:20	05/03/16 05:00
60218184010	**MW-40R-201605**	Water	05/02/16 15:35	05/03/16 05:00
60218184011	**MW-26-201605**	Water	05/02/16 14:00	05/03/16 05:00
60218184012	**ITMW-20-201605**	Water	05/02/16 17:00	05/03/16 05:00
60218184013	**TB-01-201605**	Water	05/02/16 12:55	05/03/16 05:00
60218184014	**TB-02-201605**	Water	05/02/16 12:55	05/03/16 05:00
60218184015	**TB-03-201605**	Water	05/02/16 12:55	05/03/16 05:00
60218184016	**EB-01-201605**	Water	05/02/16 16:45	05/03/16 05:00
60218184017	**EB-02-201605**	Water	05/02/16 17:00	05/03/16 05:00

This report shall not be reproduced, except in full,
without the written consent of Pace Analytical Services, Inc..

Pace Analytical Services, Inc.
9608 Loiret Blvd.
Lenexa, KS 66219
(913)599-5665

SAMPLE ANALYTE COUNT

Project: FORT SMITH, AR
Pace Project No.: 60218184

Lab ID	Sample ID	Method	Analysts	Analytes Reported	Laboratory
60218184001	**MW-50R-201605**	EPA 8015 - Alcohol	MS1	1	PASI-D
		EPA 6010	TDS	2	PASI-K
		EPA 5030B/8260	PGH	38	PASI-K
		SM 2320B	HMM	3	PASI-K
		SM 3500-Fe B#4	TJG	1	PASI-K
		SM 4500-H+B	TJG	1	PASI-K
		SM 4500-S-2 D	HMM	1	PASI-K
		EPA 300.0	OL	2	PASI-K
		EPA 350.1	RAB	1	PASI-K
		EPA 353.2	CRS	3	PASI-K
		SM 4500-CO2 D	TJG	1	PASI-K
		SM 5310C	LDB	1	PASI-K
		SM 4500-P E	AR1	1	PASI-D
60218184002	**MW-60R-201605**	EPA 8015 - Alcohol	MS1	1	PASI-D
		EPA 6010	TDS	2	PASI-K
		EPA 5030B/8260	PGH	38	PASI-K
		SM 2320B	HMM	3	PASI-K
		SM 3500-Fe B#4	TJG	1	PASI-K
		SM 4500-H+B	TJG	1	PASI-K
		SM 4500-S-2 D	HMM	1	PASI-K
		EPA 300.0	OL	2	PASI-K
		EPA 350.1	RAB	1	PASI-K
		EPA 353.2	CRS	3	PASI-K
		SM 4500-CO2 D	TJG	1	PASI-K
		SM 5310C	LDB	1	PASI-K
		SM 4500-P E	AR1	1	PASI-D
60218184003	**MW-193-201605**	EPA 8015 - Alcohol	MS1	1	PASI-D
		EPA 6010	TDS	2	PASI-K
		EPA 5030B/8260	PGH	38	PASI-K
		SM 2320B	HMM	3	PASI-K
		SM 3500-Fe B#4	TJG	1	PASI-K
		SM 4500-H+B	TJG	1	PASI-K
		SM 4500-S-2 D	HMM	1	PASI-K
		EPA 300.0	OL	2	PASI-K
		EPA 350.1	RAB	1	PASI-K
		EPA 353.2	CRS	3	PASI-K
		SM 4500-CO2 D	TJG	1	PASI-K

This report shall not be reproduced, except in full,
without the written consent of Pace Analytical Services, Inc..

Pace Analytical Services, Inc.
9608 Loiret Blvd.
Lenexa, KS 66219
(913)599-5665

SAMPLE ANALYTE COUNT

Project: FORT SMITH, AR
Pace Project No.: 60218184

Lab ID	Sample ID	Method	Analysts	Analytes Reported	Laboratory
		SM 5310C	LDB	1	PASI-K
		SM 4500-P E	AR1	1	PASI-D
60218184004	**MW-67R-201605**	EPA 8015 - Alcohol	MS1	1	PASI-D
		EPA 6010	TDS	2	PASI-K
		EPA 5030B/8260	PGH	38	PASI-K
		SM 2320B	HMM	3	PASI-K
		SM 3500-Fe B#4	TJG	1	PASI-K
		SM 4500-H+B	TJG	1	PASI-K
		SM 4500-S-2 D	HMM	1	PASI-K
		EPA 300.0	OL	2	PASI-K
		EPA 350.1	RAB	1	PASI-K
		EPA 353.2	CRS	3	PASI-K
		SM 4500-CO2 D	TJG	1	PASI-K
		SM 5310C	LDB	1	PASI-K
		SM 4500-P E	AR1	1	PASI-D
60218184005	**MW-68-201605**	EPA 8015 - Alcohol	MS1	1	PASI-D
		EPA 6010	TDS	2	PASI-K
		EPA 5030B/8260	PGH	38	PASI-K
		SM 2320B	HMM	3	PASI-K
		SM 3500-Fe B#4	TJG	1	PASI-K
		SM 4500-H+B	TJG	1	PASI-K
		SM 4500-S-2 D	HMM	1	PASI-K
		EPA 300.0	OL	2	PASI-K
		EPA 350.1	RAB	1	PASI-K
		EPA 353.2	CRS	3	PASI-K
		SM 4500-CO2 D	TJG	1	PASI-K
		SM 5310C	LDB	1	PASI-K
		SM 4500-P E	AR1	1	PASI-D
60218184006	**MW-55R-201605**	EPA 8015 - Alcohol	MS1	1	PASI-D
		EPA 6010	TDS	2	PASI-K
		EPA 5030B/8260	PGH	38	PASI-K
		SM 2320B	HMM	3	PASI-K
		SM 3500-Fe B#4	TJG	1	PASI-K
		SM 4500-H+B	TJG	1	PASI-K
		SM 4500-S-2 D	HMM	1	PASI-K
		EPA 300.0	OL	2	PASI-K
		EPA 350.1	RAB	1	PASI-K

This report shall not be reproduced, except in full,
without the written consent of Pace Analytical Services, Inc..

Pace Analytical Services, Inc.
9608 Loiret Blvd.
Lenexa, KS 66219
(913)599-5665

SAMPLE ANALYTE COUNT

Project: FORT SMITH, AR
Pace Project No.: 60218184

Lab ID	Sample ID	Method	Analysts	Analytes Reported	Laboratory
		EPA 353.2	CRS	3	PASI-K
		SM 4500-CO2 D	TJG	1	PASI-K
		SM 5310C	LDB	1	PASI-K
		SM 4500-P E	AR1	1	PASI-D
60218184007	**MW-66-201605**	EPA 8015 - Alcohol	MS1	1	PASI-D
		EPA 6010	TDS	2	PASI-K
		EPA 5030B/8260	PGH	38	PASI-K
		SM 2320B	HMM	3	PASI-K
		SM 3500-Fe B#4	TJG	1	PASI-K
		SM 4500-H+B	TJG	1	PASI-K
		SM 4500-S-2 D	HMM	1	PASI-K
		EPA 300.0	OL	2	PASI-K
		EPA 350.1	RAB	1	PASI-K
		EPA 353.2	CRS	3	PASI-K
		SM 4500-CO2 D	TJG	1	PASI-K
		SM 5310C	LDB	1	PASI-K
		SM 4500-P E	AR1	1	PASI-D
60218184008	**MW-63R-201605**	EPA 8015 - Alcohol	MS1	1	PASI-D
		EPA 6010	TDS	2	PASI-K
		EPA 5030B/8260	PGH	38	PASI-K
		SM 2320B	HMM	3	PASI-K
		SM 3500-Fe B#4	TJG	1	PASI-K
		SM 4500-H+B	TJG	1	PASI-K
		SM 4500-S-2 D	HMM	1	PASI-K
		EPA 300.0	OL	2	PASI-K
		EPA 350.1	RAB	1	PASI-K
		EPA 353.2	CRS	3	PASI-K
		SM 4500-CO2 D	TJG	1	PASI-K
		SM 5310C	LDB	1	PASI-K
		SM 4500-P E	AR1	1	PASI-D
60218184009	**MW-39R-201605**	EPA 8015 - Alcohol	MS1	1	PASI-D
		EPA 6010	TDS	2	PASI-K
		EPA 5030B/8260	PGH	38	PASI-K
		SM 2320B	HMM	3	PASI-K
		SM 3500-Fe B#4	TJG	1	PASI-K
		SM 4500-H+B	TJG	1	PASI-K
		SM 4500-S-2 D	HMM	1	PASI-K

This report shall not be reproduced, except in full,
without the written consent of Pace Analytical Services, Inc..

Pace Analytical Services, Inc.
9608 Loiret Blvd.
Lenexa, KS 66219
(913)599-5665

SAMPLE ANALYTE COUNT

Project: FORT SMITH, AR
Pace Project No.: 60218184

Lab ID	Sample ID	Method	Analysts	Analytes Reported	Laboratory
		EPA 300.0	OL	2	PASI-K
		EPA 350.1	RAB	1	PASI-K
		EPA 353.2	CRS	3	PASI-K
		SM 4500-CO2 D	TJG	1	PASI-K
		SM 5310C	LDB	1	PASI-K
		SM 4500-P E	AR1	1	PASI-D
60218184010	**MW-40R-201605**	EPA 8015 - Alcohol	MS1	1	PASI-D
		EPA 6010	TDS	2	PASI-K
		EPA 5030B/8260	PGH	38	PASI-K
		SM 2320B	HMM	3	PASI-K
		SM 3500-Fe B#4	TJG	1	PASI-K
		SM 4500-H+B	TJG	1	PASI-K
		SM 4500-S-2 D	HMM	1	PASI-K
		EPA 300.0	OL	2	PASI-K
		EPA 350.1	RAB	1	PASI-K
		EPA 353.2	CRS	3	PASI-K
		SM 4500-CO2 D	TJG	1	PASI-K
		SM 5310C	LDB	1	PASI-K
		SM 4500-P E	AR1	1	PASI-D
60218184011	**MW-26-201605**	EPA 8015 - Alcohol	MS1	1	PASI-D
		EPA 6010	TDS	2	PASI-K
		EPA 5030B/8260	PGH	38	PASI-K
		SM 2320B	HMM	3	PASI-K
		SM 3500-Fe B#4	TJG	1	PASI-K
		SM 4500-H+B	TJG	1	PASI-K
		SM 4500-S-2 D	HMM	1	PASI-K
		EPA 300.0	OL	2	PASI-K
		EPA 350.1	RAB	1	PASI-K
		EPA 353.2	CRS	3	PASI-K
		SM 4500-CO2 D	TJG	1	PASI-K
		SM 5310C	LDB	1	PASI-K
		SM 4500-P E	AR1	1	PASI-D
60218184012	**ITMW-20-201605**	EPA 8015 - Alcohol	MS1	1	PASI-D
		EPA 6010	TDS	2	PASI-K
		EPA 5030B/8260	PGH	38	PASI-K
		SM 2320B	HMM	3	PASI-K
		SM 3500-Fe B#4	TJG	1	PASI-K

This report shall not be reproduced, except in full,
without the written consent of Pace Analytical Services, Inc..

Pace Analytical Services, Inc.
9608 Loiret Blvd.
Lenexa, KS 66219
(913)599-5665

SAMPLE ANALYTE COUNT

Project: FORT SMITH, AR
Pace Project No.: 60218184

Lab ID	Sample ID	Method	Analysts	Analytes Reported	Laboratory
		SM 4500-H+B	TJG	1	PASI-K
		SM 4500-S-2 D	HMM	1	PASI-K
		EPA 300.0	OL	2	PASI-K
		EPA 350.1	RAB	1	PASI-K
		EPA 353.2	CRS	3	PASI-K
		SM 4500-CO2 D	TJG	1	PASI-K
		SM 5310C	LDB	1	PASI-K
		SM 4500-P E	AR1	1	PASI-D
60218184013	**TB-01-201605**	EPA 5030B/8260	PGH	38	PASI-K
60218184014	**TB-02-201605**	EPA 5030B/8260	PGH	38	PASI-K
60218184015	**TB-03-201605**	EPA 5030B/8260	PGH	38	PASI-K
60218184016	**EB-01-201605**	EPA 5030B/8260	PGH	38	PASI-K
60218184017	**EB-02-201605**	EPA 5030B/8260	PGH	38	PASI-K

This report shall not be reproduced, except in full,
without the written consent of Pace Analytical Services, Inc..

Pace Analytical Services, Inc.
9608 Loiret Blvd.
Lenexa, KS 66219
(913)599-5665

PROJECT NARRATIVE

Project: FORT SMITH, AR
Pace Project No.: 60218184

Method: **EPA 8015 - Alcohol**
Description: Alcohol by Direct Inject GCFID
Client: Ramboll Environ_AR
Date: May 24, 2016

General Information:
12 samples were analyzed for EPA 8015 - Alcohol. All samples were received in acceptable condition with any exceptions noted below or on the chain-of custody and/or the sample condition upon receipt form (SCUR) attached at the end of this report.

Hold Time:
The samples were analyzed within the method required hold times with any exceptions noted below.

Initial Calibrations (including MS Tune as applicable):
All criteria were within method requirements with any exceptions noted below.

Continuing Calibration:
All criteria were within method requirements with any exceptions noted below.

Surrogates:
All surrogates were within QC limits with any exceptions noted below.

Method Blank:
All analytes were below the report limit in the method blank, where applicable, with any exceptions noted below.

Laboratory Control Spike:
All laboratory control spike compounds were within QC limits with any exceptions noted below.

Matrix Spikes:
All percent recoveries and relative percent differences (RPDs) were within acceptance criteria with any exceptions noted below.

Additional Comments:

This report shall not be reproduced, except in full,
without the written consent of Pace Analytical Services, Inc..

Pace Analytical Services, Inc.
9608 Loiret Blvd.
Lenexa, KS 66219
(913)599-5665

PROJECT NARRATIVE

Project: FORT SMITH, AR
Pace Project No.: 60218184

Method: **EPA 6010**
Description: 6010 MET ICP
Client: Ramboll Environ_AR
Date: May 24, 2016

General Information:
12 samples were analyzed for EPA 6010. All samples were received in acceptable condition with any exceptions noted below or on the chain-of custody and/or the sample condition upon receipt form (SCUR) attached at the end of this report.

Hold Time:
The samples were analyzed within the method required hold times with any exceptions noted below.

Sample Preparation:
The samples were prepared in accordance with EPA 3010 with any exceptions noted below.

Initial Calibrations (including MS Tune as applicable):
All criteria were within method requirements with any exceptions noted below.

Continuing Calibration:
All criteria were within method requirements with any exceptions noted below.

Method Blank:
All analytes were below the report limit in the method blank, where applicable, with any exceptions noted below.

Laboratory Control Spike:
All laboratory control spike compounds were within QC limits with any exceptions noted below.

Matrix Spikes:
All percent recoveries and relative percent differences (RPDs) were within acceptance criteria with any exceptions noted below.

Additional Comments:

This report shall not be reproduced, except in full,
without the written consent of Pace Analytical Services, Inc..

Pace Analytical Services, Inc.
9608 Loiret Blvd.
Lenexa, KS 66219
(913)599-5665

PROJECT NARRATIVE

Project: FORT SMITH, AR
Pace Project No.: 60218184

Method: **EPA 5030B/8260**
Description: 8260 MSV
Client: Ramboll Environ_AR
Date: May 24, 2016

General Information:
17 samples were analyzed for EPA 5030B/8260. All samples were received in acceptable condition with any exceptions noted below or on the chain-of custody and/or the sample condition upon receipt form (SCUR) attached at the end of this report.

Hold Time:
The samples were analyzed within the method required hold times with any exceptions noted below.

Initial Calibrations (including MS Tune as applicable):
All criteria were within method requirements with any exceptions noted below.

Continuing Calibration:
All criteria were within method requirements with any exceptions noted below.

Internal Standards:
All internal standards were within QC limits with any exceptions noted below.

Surrogates:
All surrogates were within QC limits with any exceptions noted below.

Method Blank:
All analytes were below the report limit in the method blank, where applicable, with any exceptions noted below.

Laboratory Control Spike:
All laboratory control spike compounds were within QC limits with any exceptions noted below.

Matrix Spikes:
All percent recoveries and relative percent differences (RPDs) were within acceptance criteria with any exceptions noted below.

QC Batch: MSV/75624

A matrix spike and/or matrix spike duplicate (MS/MSD) were performed on the following sample(s): 60218184006,60218184012

M1: Matrix spike recovery exceeded QC limits. Batch accepted based on laboratory control sample (LCS) recovery.

- MS (Lab ID: 1753107)
  - Trichloroethene

R1: RPD value was outside control limits.

- MSD (Lab ID: 1753106)
  - 1,1,2,2-Tetrachloroethane
  - Dibromochloromethane
- MSD (Lab ID: 1753108)
  - Styrene
  - Trichloroethene

Additional Comments:

This report shall not be reproduced, except in full,
without the written consent of Pace Analytical Services, Inc..

Pace Analytical Services, Inc.
9608 Loiret Blvd.
Lenexa, KS 66219
(913)599-5665

PROJECT NARRATIVE

Project: FORT SMITH, AR
Pace Project No.: 60218184

Method: **SM 2320B**
Description: 2320B Alkalinity
Client: Ramboll Environ_AR
Date: May 24, 2016

General Information:
12 samples were analyzed for SM 2320B. All samples were received in acceptable condition with any exceptions noted below or on the chain-of custody and/or the sample condition upon receipt form (SCUR) attached at the end of this report.

Hold Time:
The samples were analyzed within the method required hold times with any exceptions noted below.

Method Blank:
All analytes were below the report limit in the method blank, where applicable, with any exceptions noted below.

Laboratory Control Spike:
All laboratory control spike compounds were within QC limits with any exceptions noted below.

Matrix Spikes:
All percent recoveries and relative percent differences (RPDs) were within acceptance criteria with any exceptions noted below.

Duplicate Sample:
All duplicate sample results were within method acceptance criteria with any exceptions noted below.

Additional Comments:

This report shall not be reproduced, except in full,
without the written consent of Pace Analytical Services, Inc..

Pace Analytical Services, Inc.
9608 Loiret Blvd.
Lenexa, KS 66219
(913)599-5665

PROJECT NARRATIVE

Project: FORT SMITH, AR
Pace Project No.: 60218184

Method: **SM 3500-Fe B#4**
Description: Iron, Ferric (Calculation)
Client: Ramboll Environ_AR
Date: May 24, 2016

General Information:
12 samples were analyzed for SM 3500-Fe B#4. All samples were received in acceptable condition with any exceptions noted below or on the chain-of custody and/or the sample condition upon receipt form (SCUR) attached at the end of this report.

Hold Time:
The samples were analyzed within the method required hold times with any exceptions noted below.

Method Blank:
All analytes were below the report limit in the method blank, where applicable, with any exceptions noted below.

Laboratory Control Spike:
All laboratory control spike compounds were within QC limits with any exceptions noted below.

Matrix Spikes:
All percent recoveries and relative percent differences (RPDs) were within acceptance criteria with any exceptions noted below.

Additional Comments:

Batch Comments:

Ferrous Fe performed in the field
- QC Batch: WET / 61805
- QC Batch: WET / 61838

This report shall not be reproduced, except in full,
without the written consent of Pace Analytical Services, Inc..

Pace Analytical Services, Inc.
9608 Loiret Blvd.
Lenexa, KS 66219
(913)599-5665

PROJECT NARRATIVE

Project: FORT SMITH, AR
Pace Project No.: 60218184

Method: **SM 4500-H+B**
Description: 4500H+ pH, Electrometric
Client: Ramboll Environ_AR
Date: May 24, 2016

General Information:
12 samples were analyzed for SM 4500-H+B. All samples were received in acceptable condition with any exceptions noted below or on the chain-of custody and/or the sample condition upon receipt form (SCUR) attached at the end of this report.

Hold Time:
The samples were analyzed within the method required hold times with any exceptions noted below.

H6: Analysis initiated outside of the 15 minute EPA required holding time.
- ITMW-20-201605 (Lab ID: 60218184012)
- MW-193-201605 (Lab ID: 60218184003)
- MW-26-201605 (Lab ID: 60218184011)
- MW-39R-201605 (Lab ID: 60218184009)
- MW-40R-201605 (Lab ID: 60218184010)
- MW-50R-201605 (Lab ID: 60218184001)
- MW-55R-201605 (Lab ID: 60218184006)
- MW-60R-201605 (Lab ID: 60218184002)
- MW-63R-201605 (Lab ID: 60218184008)
- MW-66-201605 (Lab ID: 60218184007)
- MW-67R-201605 (Lab ID: 60218184004)
- MW-68-201605 (Lab ID: 60218184005)

Method Blank:
All analytes were below the report limit in the method blank, where applicable, with any exceptions noted below.

Laboratory Control Spike:
All laboratory control spike compounds were within QC limits with any exceptions noted below.

Matrix Spikes:
All percent recoveries and relative percent differences (RPDs) were within acceptance criteria with any exceptions noted below.

Additional Comments:

Batch Comments:

Field pH
- QC Batch: WET / 61809

This report shall not be reproduced, except in full,
without the written consent of Pace Analytical Services, Inc..

Pace Analytical Services, Inc.
9608 Loiret Blvd.
Lenexa, KS 66219
(913)599-5665

PROJECT NARRATIVE

Project: FORT SMITH, AR
Pace Project No.: 60218184

Method: **SM 4500-S-2 D**
Description: 4500S2D Sulfide, Total
Client: Ramboll Environ_AR
Date: May 24, 2016

General Information:
12 samples were analyzed for SM 4500-S-2 D. All samples were received in acceptable condition with any exceptions noted below or on the chain-of custody and/or the sample condition upon receipt form (SCUR) attached at the end of this report.

Hold Time:
The samples were analyzed within the method required hold times with any exceptions noted below.

Method Blank:
All analytes were below the report limit in the method blank, where applicable, with any exceptions noted below.

Laboratory Control Spike:
All laboratory control spike compounds were within QC limits with any exceptions noted below.

Matrix Spikes:
All percent recoveries and relative percent differences (RPDs) were within acceptance criteria with any exceptions noted below.

Duplicate Sample:
All duplicate sample results were within method acceptance criteria with any exceptions noted below.

Additional Comments:

This report shall not be reproduced, except in full,
without the written consent of Pace Analytical Services, Inc..

Pace Analytical Services, Inc.
9608 Loiret Blvd.
Lenexa, KS 66219
(913)599-5665

PROJECT NARRATIVE

Project: FORT SMITH, AR
Pace Project No.: 60218184

Method: **EPA 300.0**
Description: 300.0 IC Anions 28 Days
Client: Ramboll Environ_AR
Date: May 24, 2016

General Information:
12 samples were analyzed for EPA 300.0. All samples were received in acceptable condition with any exceptions noted below or on the chain-of custody and/or the sample condition upon receipt form (SCUR) attached at the end of this report.

Hold Time:
The samples were analyzed within the method required hold times with any exceptions noted below.

Initial Calibrations (including MS Tune as applicable):
All criteria were within method requirements with any exceptions noted below.

Continuing Calibration:
All criteria were within method requirements with any exceptions noted below.

Method Blank:
All analytes were below the report limit in the method blank, where applicable, with any exceptions noted below.

Laboratory Control Spike:
All laboratory control spike compounds were within QC limits with any exceptions noted below.

Matrix Spikes:
All percent recoveries and relative percent differences (RPDs) were within acceptance criteria with any exceptions noted below.

Additional Comments:

This report shall not be reproduced, except in full,
without the written consent of Pace Analytical Services, Inc..

Pace Analytical Services, Inc.
9608 Loiret Blvd.
Lenexa, KS 66219
(913)599-5665

PROJECT NARRATIVE

Project: FORT SMITH, AR
Pace Project No.: 60218184

Method: **EPA 350.1**
Description: 350.1 Ammonia
Client: Ramboll Environ_AR
Date: May 24, 2016

General Information:
12 samples were analyzed for EPA 350.1. All samples were received in acceptable condition with any exceptions noted below or on the chain-of custody and/or the sample condition upon receipt form (SCUR) attached at the end of this report.

Hold Time:
The samples were analyzed within the method required hold times with any exceptions noted below.

Initial Calibrations (including MS Tune as applicable):
All criteria were within method requirements with any exceptions noted below.

Continuing Calibration:
All criteria were within method requirements with any exceptions noted below.

Method Blank:
All analytes were below the report limit in the method blank, where applicable, with any exceptions noted below.

Laboratory Control Spike:
All laboratory control spike compounds were within QC limits with any exceptions noted below.

Matrix Spikes:
All percent recoveries and relative percent differences (RPDs) were within acceptance criteria with any exceptions noted below.

Duplicate Sample:
All duplicate sample results were within method acceptance criteria with any exceptions noted below.

Additional Comments:

This report shall not be reproduced, except in full,
without the written consent of Pace Analytical Services, Inc..

Pace Analytical Services, Inc.
9608 Loiret Blvd.
Lenexa, KS 66219
(913)599-5665

PROJECT NARRATIVE

Project: FORT SMITH, AR
Pace Project No.: 60218184

Method: **EPA 353.2**
Description: 353.2 Nitrogen, NO2/NO3 unpres
Client: Ramboll Environ_AR
Date: May 24, 2016

General Information:
12 samples were analyzed for EPA 353.2. All samples were received in acceptable condition with any exceptions noted below or on the chain-of custody and/or the sample condition upon receipt form (SCUR) attached at the end of this report.

Hold Time:
The samples were analyzed within the method required hold times with any exceptions noted below.

Initial Calibrations (including MS Tune as applicable):
All criteria were within method requirements with any exceptions noted below.

Continuing Calibration:
All criteria were within method requirements with any exceptions noted below.

Method Blank:
All analytes were below the report limit in the method blank, where applicable, with any exceptions noted below.

Laboratory Control Spike:
All laboratory control spike compounds were within QC limits with any exceptions noted below.

Matrix Spikes:
All percent recoveries and relative percent differences (RPDs) were within acceptance criteria with any exceptions noted below.

Duplicate Sample:
All duplicate sample results were within method acceptance criteria with any exceptions noted below.

Additional Comments:

This report shall not be reproduced, except in full,
without the written consent of Pace Analytical Services, Inc..

Pace Analytical Services, Inc.
9608 Loiret Blvd.
Lenexa, KS 66219
(913)599-5665

PROJECT NARRATIVE

Project: FORT SMITH, AR
Pace Project No.: 60218184

Method: **SM 4500-CO2 D**
Description: Total Carbon Dioxide Calc
Client: Ramboll Environ_AR
Date: May 24, 2016

General Information:
12 samples were analyzed for SM 4500-CO2 D. All samples were received in acceptable condition with any exceptions noted below or on the chain-of custody and/or the sample condition upon receipt form (SCUR) attached at the end of this report.

Hold Time:
The samples were analyzed within the method required hold times with any exceptions noted below.

Initial Calibrations (including MS Tune as applicable):
All criteria were within method requirements with any exceptions noted below.

Continuing Calibration:
All criteria were within method requirements with any exceptions noted below.

Method Blank:
All analytes were below the report limit in the method blank, where applicable, with any exceptions noted below.

Laboratory Control Spike:
All laboratory control spike compounds were within QC limits with any exceptions noted below.

Matrix Spikes:
All percent recoveries and relative percent differences (RPDs) were within acceptance criteria with any exceptions noted below.

Additional Comments:

This report shall not be reproduced, except in full,
without the written consent of Pace Analytical Services, Inc..

Pace Analytical Services, Inc.
9608 Loiret Blvd.
Lenexa, KS 66219
(913)599-5665

PROJECT NARRATIVE

Project: FORT SMITH, AR
Pace Project No.: 60218184

Method: **SM 5310C**
Description: 5310C TOC
Client: Ramboll Environ_AR
Date: May 24, 2016

General Information:
12 samples were analyzed for SM 5310C. All samples were received in acceptable condition with any exceptions noted below or on the chain-of custody and/or the sample condition upon receipt form (SCUR) attached at the end of this report.

Hold Time:
The samples were analyzed within the method required hold times with any exceptions noted below.

Initial Calibrations (including MS Tune as applicable):
All criteria were within method requirements with any exceptions noted below.

Continuing Calibration:
All criteria were within method requirements with any exceptions noted below.

Method Blank:
All analytes were below the report limit in the method blank, where applicable, with any exceptions noted below.

QC Batch: WETA/39388

B: Analyte was detected in the associated method blank.

- BLANK for HBN 429613 [WETA/393 (Lab ID: 1755250)
  - Total Organic Carbon

Laboratory Control Spike:
All laboratory control spike compounds were within QC limits with any exceptions noted below.

Matrix Spikes:
All percent recoveries and relative percent differences (RPDs) were within acceptance criteria with any exceptions noted below.

QC Batch: WETA/39388

A matrix spike and/or matrix spike duplicate (MS/MSD) were performed on the following sample(s): 60218184009

M1: Matrix spike recovery exceeded QC limits. Batch accepted based on laboratory control sample (LCS) recovery.

- MS (Lab ID: 1755252)
  - Total Organic Carbon

Duplicate Sample:
All duplicate sample results were within method acceptance criteria with any exceptions noted below.

Additional Comments:

This report shall not be reproduced, except in full,
without the written consent of Pace Analytical Services, Inc..

Pace Analytical Services, Inc.
9608 Loiret Blvd.
Lenexa, KS 66219
(913)599-5665

PROJECT NARRATIVE

Project: FORT SMITH, AR
Pace Project No.: 60218184

Method: **SM 4500-P E**
Description: SM4500P-E, Total Phosphorus
Client: Ramboll Environ_AR
Date: May 24, 2016

General Information:
12 samples were analyzed for SM 4500-P E. All samples were received in acceptable condition with any exceptions noted below or on the chain-of custody and/or the sample condition upon receipt form (SCUR) attached at the end of this report.

Hold Time:
The samples were analyzed within the method required hold times with any exceptions noted below.

Sample Preparation:
The samples were prepared in accordance with SM4500-P B with any exceptions noted below.

Initial Calibrations (including MS Tune as applicable):
All criteria were within method requirements with any exceptions noted below.

Continuing Calibration:
All criteria were within method requirements with any exceptions noted below.

Method Blank:
All analytes were below the report limit in the method blank, where applicable, with any exceptions noted below.

Laboratory Control Spike:
All laboratory control spike compounds were within QC limits with any exceptions noted below.

Matrix Spikes:
All percent recoveries and relative percent differences (RPDs) were within acceptance criteria with any exceptions noted below.

Additional Comments:

This data package has been reviewed for quality and completeness and is approved for release.

This report shall not be reproduced, except in full,
without the written consent of Pace Analytical Services, Inc..

Pace Analytical Services, Inc.
9608 Loiret Blvd.
Lenexa, KS 66219
(913)599-5665

ANALYTICAL RESULTS

Project: FORT SMITH, AR
Pace Project No.: 60218184

Sample: MW-50R-201605 **Lab ID: 60218184001** Collected: 05/02/16 14:00 Received: 05/03/16 05:00 Matrix: Water

Parameters	Results	Units	Report Limit	MDL	DF	Prepared	Analyzed	CAS No.	Qual
Alcohol by Direct Inject GCFID	Analytical Method: EPA 8015 - Alcohol								
2-Chloroethanol	ND	ug/L	10000	1510	1		05/06/16 12:54	107-07-3	
6010 MET ICP	Analytical Method: EPA 6010 Preparation Method: EPA 3010								
Iron	**3170**	ug/L	50.0	8.8	1	05/03/16 14:40	05/04/16 11:09	7439-89-6	
Manganese	**76.3**	ug/L	5.0	0.25	1	05/03/16 14:40	05/04/16 11:09	7439-96-5	
8260 MSV	Analytical Method: EPA 5030B/8260								
Acetone	ND	ug/L	10.0	1.9	1		05/07/16 03:28	67-64-1	
Benzene	ND	ug/L	1.0	0.060	1		05/07/16 03:28	71-43-2	
Bromodichloromethane	ND	ug/L	1.0	0.19	1		05/07/16 03:28	75-27-4	
Bromoform	ND	ug/L	1.0	0.070	1		05/07/16 03:28	75-25-2	
Bromomethane	ND	ug/L	5.0	0.16	1		05/07/16 03:28	74-83-9	
2-Butanone (MEK)	ND	ug/L	10.0	0.59	1		05/07/16 03:28	78-93-3	
Carbon disulfide	ND	ug/L	5.0	0.12	1		05/07/16 03:28	75-15-0	
Carbon tetrachloride	ND	ug/L	1.0	0.18	1		05/07/16 03:28	56-23-5	
Chlorobenzene	ND	ug/L	1.0	0.21	1		05/07/16 03:28	108-90-7	
Chloroethane	ND	ug/L	1.0	0.15	1		05/07/16 03:28	75-00-3	
Chloroform	ND	ug/L	1.0	0.14	1		05/07/16 03:28	67-66-3	
Chloromethane	ND	ug/L	1.0	0.080	1		05/07/16 03:28	74-87-3	
Dibromochloromethane	ND	ug/L	1.0	0.21	1		05/07/16 03:28	124-48-1	
1,1-Dichloroethane	ND	ug/L	1.0	0.050	1		05/07/16 03:28	75-34-3	
1,2-Dichloroethane	ND	ug/L	1.0	0.12	1		05/07/16 03:28	107-06-2	
1,1-Dichloroethene	ND	ug/L	1.0	0.20	1		05/07/16 03:28	75-35-4	
cis-1,2-Dichloroethene	ND	ug/L	1.0	0.080	1		05/07/16 03:28	156-59-2	
trans-1,2-Dichloroethene	ND	ug/L	1.0	0.20	1		05/07/16 03:28	156-60-5	
1,2-Dichloropropane	ND	ug/L	1.0	0.16	1		05/07/16 03:28	78-87-5	
cis-1,3-Dichloropropene	ND	ug/L	1.0	0.14	1		05/07/16 03:28	10061-01-5	
trans-1,3-Dichloropropene	ND	ug/L	1.0	0.12	1		05/07/16 03:28	10061-02-6	
Ethylbenzene	ND	ug/L	1.0	0.18	1		05/07/16 03:28	100-41-4	
2-Hexanone	ND	ug/L	10.0	1.2	1		05/07/16 03:28	591-78-6	
Methylene chloride	ND	ug/L	1.0	0.15	1		05/07/16 03:28	75-09-2	
4-Methyl-2-pentanone (MIBK)	ND	ug/L	10.0	0.42	1		05/07/16 03:28	108-10-1	
Styrene	ND	ug/L	1.0	0.12	1		05/07/16 03:28	100-42-5	
1,1,2,2-Tetrachloroethane	ND	ug/L	1.0	0.15	1		05/07/16 03:28	79-34-5	
Tetrachloroethene	ND	ug/L	1.0	0.10	1		05/07/16 03:28	127-18-4	
Toluene	ND	ug/L	1.0	0.17	1		05/07/16 03:28	108-88-3	
1,1,1-Trichloroethane	ND	ug/L	1.0	0.11	1		05/07/16 03:28	71-55-6	
1,1,2-Trichloroethane	ND	ug/L	1.0	0.20	1		05/07/16 03:28	79-00-5	
Trichloroethene	**0.46J**	ug/L	1.0	0.17	1		05/07/16 03:28	79-01-6	
Vinyl chloride	ND	ug/L	1.0	0.13	1		05/07/16 03:28	75-01-4	
Xylene (Total)	ND	ug/L	3.0	0.42	1		05/07/16 03:28	1330-20-7	
Surrogates									
4-Bromofluorobenzene (S)	103	%	77-130		1		05/07/16 03:28	460-00-4	
1,2-Dichloroethane-d4 (S)	103	%	81-127		1		05/07/16 03:28	17060-07-0	
Toluene-d8 (S)	99	%	80-120		1		05/07/16 03:28	2037-26-5	
Preservation pH	**1.0**		0.10	0.10	1		05/07/16 03:28		

REPORT OF LABORATORY ANALYSIS

This report shall not be reproduced, except in full,
without the written consent of Pace Analytical Services, Inc..

Pace Analytical Services, Inc.
9608 Loiret Blvd.
Lenexa, KS 66219
(913)599-5665

ANALYTICAL RESULTS

Project: FORT SMITH, AR
Pace Project No.: 60218184

Sample: MW-50R-201605 **Lab ID: 60218184001** Collected: 05/02/16 14:00 Received: 05/03/16 05:00 Matrix: Water

Parameters	Results	Units	Report Limit	MDL	DF	Prepared	Analyzed	CAS No.	Qual
2320B Alkalinity	Analytical Method: SM 2320B								
Alkalinity,Bicarbonate (CaCO3)	**198**	mg/L	20.0	2.0	1		05/05/16 10:13		
Alkalinity, Carbonate (CaCO3)	ND	mg/L	20.0	2.0	1		05/05/16 10:13		
Alkalinity, Total as CaCO3	**198**	mg/L	20.0	2.0	1		05/05/16 10:13		
Iron, Ferric (Calculation)	Analytical Method: SM 3500-Fe B#4								
Iron, Ferric	**3.0**	mg/L	0.20		1		05/16/16 00:00	7439-89-6	
4500H+ pH, Electrometric	Analytical Method: SM 4500-H+B								
pH at 25 Degrees C	**6.6**	Std. Units	0.10	0.10	1		05/02/16 17:00		H6
4500S2D Sulfide, Total	Analytical Method: SM 4500-S-2 D								
Sulfide, Total	**0.014J**	mg/L	0.050	0.012	1		05/03/16 15:48	18496-25-8	
300.0 IC Anions 28 Days	Analytical Method: EPA 300.0								
Chloride	**212**	mg/L	20.0	10.0	20		05/06/16 11:54	16887-00-6	
Sulfate	**10.1**	mg/L	1.0	0.25	1		05/04/16 17:45	14808-79-8	
350.1 Ammonia	Analytical Method: EPA 350.1								
Nitrogen, Ammonia	ND	mg/L	0.10	0.046	1		05/03/16 13:15	7664-41-7	
353.2 Nitrogen, NO2/NO3 unpres	Analytical Method: EPA 353.2								
Nitrogen, Nitrate	ND	mg/L	0.10	0.012	1		05/03/16 12:34		
Nitrogen, Nitrite	ND	mg/L	0.10	0.010	1		05/03/16 12:34		
Nitrogen, NO2 plus NO3	ND	mg/L	0.10	0.012	1		05/03/16 12:34		
Total Carbon Dioxide Calc	Analytical Method: SM 4500-CO2 D								
Carbon Dioxide Calculation	**280**	mg/L	20.0	20.0	1		05/16/16 00:00		
5310C TOC	Analytical Method: SM 5310C								
Total Organic Carbon	**0.43J**	mg/L	1.0	0.054	1		05/09/16 18:14	7440-44-0	
SM4500P-E, Total Phosphorus	Analytical Method: SM 4500-P E Preparation Method: SM4500-P B								
Phosphate as P04	**0.27**	mg/L	0.030	0.010	1	05/09/16 08:54	05/10/16 10:38		

REPORT OF LABORATORY ANALYSIS

This report shall not be reproduced, except in full,
without the written consent of Pace Analytical Services, Inc..

Pace Analytical Services, Inc.
9608 Loiret Blvd.
Lenexa, KS 66219
(913)599-5665

ANALYTICAL RESULTS

Project: FORT SMITH, AR
Pace Project No.: 60218184

Sample: MW-60R-201605 **Lab ID: 60218184002** Collected: 05/02/16 17:00 Received: 05/03/16 05:00 Matrix: Water

Parameters	Results	Units	Report Limit	MDL	DF	Prepared	Analyzed	CAS No.	Qual
Alcohol by Direct Inject GCFID	Analytical Method: EPA 8015 - Alcohol								
2-Chloroethanol	ND	ug/L	10000	1510	1		05/06/16 13:05	107-07-3	
6010 MET ICP	Analytical Method: EPA 6010 Preparation Method: EPA 3010								
Iron	**1760**	ug/L	50.0	8.8	1	05/03/16 14:40	05/04/16 11:12	7439-89-6	
Manganese	**2240**	ug/L	5.0	0.25	1	05/03/16 14:40	05/04/16 11:12	7439-96-5	
8260 MSV	Analytical Method: EPA 5030B/8260								
Acetone	ND	ug/L	10.0	1.9	1		05/07/16 03:42	67-64-1	
Benzene	**0.10J**	ug/L	1.0	0.060	1		05/07/16 03:42	71-43-2	
Bromodichloromethane	ND	ug/L	1.0	0.19	1		05/07/16 03:42	75-27-4	
Bromoform	ND	ug/L	1.0	0.070	1		05/07/16 03:42	75-25-2	
Bromomethane	ND	ug/L	5.0	0.16	1		05/07/16 03:42	74-83-9	
2-Butanone (MEK)	ND	ug/L	10.0	0.59	1		05/07/16 03:42	78-93-3	
Carbon disulfide	ND	ug/L	5.0	0.12	1		05/07/16 03:42	75-15-0	
Carbon tetrachloride	ND	ug/L	1.0	0.18	1		05/07/16 03:42	56-23-5	
Chlorobenzene	ND	ug/L	1.0	0.21	1		05/07/16 03:42	108-90-7	
Chloroethane	ND	ug/L	1.0	0.15	1		05/07/16 03:42	75-00-3	
Chloroform	ND	ug/L	1.0	0.14	1		05/07/16 03:42	67-66-3	
Chloromethane	ND	ug/L	1.0	0.080	1		05/07/16 03:42	74-87-3	
Dibromochloromethane	ND	ug/L	1.0	0.21	1		05/07/16 03:42	124-48-1	
1,1-Dichloroethane	ND	ug/L	1.0	0.050	1		05/07/16 03:42	75-34-3	
1,2-Dichloroethane	ND	ug/L	1.0	0.12	1		05/07/16 03:42	107-06-2	
1,1-Dichloroethene	ND	ug/L	1.0	0.20	1		05/07/16 03:42	75-35-4	
cis-1,2-Dichloroethene	ND	ug/L	1.0	0.080	1		05/07/16 03:42	156-59-2	
trans-1,2-Dichloroethene	ND	ug/L	1.0	0.20	1		05/07/16 03:42	156-60-5	
1,2-Dichloropropane	ND	ug/L	1.0	0.16	1		05/07/16 03:42	78-87-5	
cis-1,3-Dichloropropene	ND	ug/L	1.0	0.14	1		05/07/16 03:42	10061-01-5	
trans-1,3-Dichloropropene	ND	ug/L	1.0	0.12	1		05/07/16 03:42	10061-02-6	
Ethylbenzene	ND	ug/L	1.0	0.18	1		05/07/16 03:42	100-41-4	
2-Hexanone	ND	ug/L	10.0	1.2	1		05/07/16 03:42	591-78-6	
Methylene chloride	ND	ug/L	1.0	0.15	1		05/07/16 03:42	75-09-2	
4-Methyl-2-pentanone (MIBK)	ND	ug/L	10.0	0.42	1		05/07/16 03:42	108-10-1	
Styrene	ND	ug/L	1.0	0.12	1		05/07/16 03:42	100-42-5	
1,1,2,2-Tetrachloroethane	ND	ug/L	1.0	0.15	1		05/07/16 03:42	79-34-5	
Tetrachloroethene	ND	ug/L	1.0	0.10	1		05/07/16 03:42	127-18-4	
Toluene	ND	ug/L	1.0	0.17	1		05/07/16 03:42	108-88-3	
1,1,1-Trichloroethane	ND	ug/L	1.0	0.11	1		05/07/16 03:42	71-55-6	
1,1,2-Trichloroethane	ND	ug/L	1.0	0.20	1		05/07/16 03:42	79-00-5	
Trichloroethene	ND	ug/L	1.0	0.17	1		05/07/16 03:42	79-01-6	
Vinyl chloride	ND	ug/L	1.0	0.13	1		05/07/16 03:42	75-01-4	
Xylene (Total)	ND	ug/L	3.0	0.42	1		05/07/16 03:42	1330-20-7	
Surrogates									
4-Bromofluorobenzene (S)	101	%	77-130		1		05/07/16 03:42	460-00-4	
1,2-Dichloroethane-d4 (S)	104	%	81-127		1		05/07/16 03:42	17060-07-0	
Toluene-d8 (S)	96	%	80-120		1		05/07/16 03:42	2037-26-5	
Preservation pH	**1.0**		0.10	0.10	1		05/07/16 03:42		

REPORT OF LABORATORY ANALYSIS

This report shall not be reproduced, except in full,
without the written consent of Pace Analytical Services, Inc..

Pace Analytical Services, Inc.
9608 Loiret Blvd.
Lenexa, KS 66219
(913)599-5665

ANALYTICAL RESULTS

Project: FORT SMITH, AR
Pace Project No.: 60218184

Sample: MW-60R-201605 **Lab ID: 60218184002** Collected: 05/02/16 17:00 Received: 05/03/16 05:00 Matrix: Water

Parameters	Results	Units	Report Limit	MDL	DF	Prepared	Analyzed	CAS No.	Qual
2320B Alkalinity	Analytical Method: SM 2320B								
Alkalinity,Bicarbonate (CaCO3)	**398**	mg/L	20.0	2.0	1		05/05/16 10:18		
Alkalinity, Carbonate (CaCO3)	ND	mg/L	20.0	2.0	1		05/05/16 10:18		
Alkalinity, Total as CaCO3	**398**	mg/L	20.0	2.0	1		05/05/16 10:18		
Iron, Ferric (Calculation)	Analytical Method: SM 3500-Fe B#4								
Iron, Ferric	**1.8**	mg/L	0.20		1		05/16/16 00:00	7439-89-6	
4500H+ pH, Electrometric	Analytical Method: SM 4500-H+B								
pH at 25 Degrees C	**6.9**	Std. Units	0.10	0.10	1		05/02/16 17:00		H6
4500S2D Sulfide, Total	Analytical Method: SM 4500-S-2 D								
Sulfide, Total	ND	mg/L	0.050	0.012	1		05/03/16 15:48	18496-25-8	
300.0 IC Anions 28 Days	Analytical Method: EPA 300.0								
Chloride	**121**	mg/L	10.0	5.0	10		05/06/16 12:10	16887-00-6	
Sulfate	**97.0**	mg/L	10.0	2.5	10		05/06/16 12:10	14808-79-8	
350.1 Ammonia	Analytical Method: EPA 350.1								
Nitrogen, Ammonia	ND	mg/L	0.10	0.046	1		05/03/16 13:17	7664-41-7	
353.2 Nitrogen, NO2/NO3 unpres	Analytical Method: EPA 353.2								
Nitrogen, Nitrate	ND	mg/L	0.10	0.012	1		05/03/16 12:41		
Nitrogen, Nitrite	ND	mg/L	0.10	0.010	1		05/03/16 12:41		
Nitrogen, NO2 plus NO3	ND	mg/L	0.10	0.012	1		05/03/16 12:41		
Total Carbon Dioxide Calc	Analytical Method: SM 4500-CO2 D								
Carbon Dioxide Calculation	**450**	mg/L	20.0	20.0	1		05/16/16 00:00		
5310C TOC	Analytical Method: SM 5310C								
Total Organic Carbon	**4.9**	mg/L	1.0	0.054	1		05/09/16 18:27	7440-44-0	
SM4500P-E, Total Phosphorus	Analytical Method: SM 4500-P E Preparation Method: SM4500-P B								
Phosphate as P04	**0.12**	mg/L	0.030	0.010	1	05/09/16 08:54	05/10/16 10:38		

REPORT OF LABORATORY ANALYSIS

This report shall not be reproduced, except in full,
without the written consent of Pace Analytical Services, Inc..

Pace Analytical Services, Inc.
9608 Loiret Blvd.
Lenexa, KS 66219
(913)599-5665

ANALYTICAL RESULTS

Project: FORT SMITH, AR
Pace Project No.: 60218184

Sample: MW-193-201605 **Lab ID: 60218184003** Collected: 05/02/16 12:55 Received: 05/03/16 05:00 Matrix: Water

Parameters	Results	Units	Report Limit	MDL	DF	Prepared	Analyzed	CAS No.	Qual
Alcohol by Direct Inject GCFID	Analytical Method: EPA 8015 - Alcohol								
2-Chloroethanol	ND	ug/L	10000	1510	1		05/06/16 13:16	107-07-3	
6010 MET ICP	Analytical Method: EPA 6010 Preparation Method: EPA 3010								
Iron	**211**	ug/L	50.0	8.8	1	05/03/16 14:40	05/04/16 11:14	7439-89-6	
Manganese	**1110**	ug/L	5.0	0.25	1	05/03/16 14:40	05/04/16 11:14	7439-96-5	
8260 MSV	Analytical Method: EPA 5030B/8260								
Acetone	ND	ug/L	10.0	1.9	1		05/07/16 03:57	67-64-1	
Benzene	ND	ug/L	1.0	0.060	1		05/07/16 03:57	71-43-2	
Bromodichloromethane	ND	ug/L	1.0	0.19	1		05/07/16 03:57	75-27-4	
Bromoform	ND	ug/L	1.0	0.070	1		05/07/16 03:57	75-25-2	
Bromomethane	ND	ug/L	5.0	0.16	1		05/07/16 03:57	74-83-9	
2-Butanone (MEK)	ND	ug/L	10.0	0.59	1		05/07/16 03:57	78-93-3	
Carbon disulfide	ND	ug/L	5.0	0.12	1		05/07/16 03:57	75-15-0	
Carbon tetrachloride	ND	ug/L	1.0	0.18	1		05/07/16 03:57	56-23-5	
Chlorobenzene	ND	ug/L	1.0	0.21	1		05/07/16 03:57	108-90-7	
Chloroethane	ND	ug/L	1.0	0.15	1		05/07/16 03:57	75-00-3	
Chloroform	ND	ug/L	1.0	0.14	1		05/07/16 03:57	67-66-3	
Chloromethane	ND	ug/L	1.0	0.080	1		05/07/16 03:57	74-87-3	
Dibromochloromethane	ND	ug/L	1.0	0.21	1		05/07/16 03:57	124-48-1	
1,1-Dichloroethane	ND	ug/L	1.0	0.050	1		05/07/16 03:57	75-34-3	
1,2-Dichloroethane	ND	ug/L	1.0	0.12	1		05/07/16 03:57	107-06-2	
1,1-Dichloroethene	ND	ug/L	1.0	0.20	1		05/07/16 03:57	75-35-4	
cis-1,2-Dichloroethene	ND	ug/L	1.0	0.080	1		05/07/16 03:57	156-59-2	
trans-1,2-Dichloroethene	ND	ug/L	1.0	0.20	1		05/07/16 03:57	156-60-5	
1,2-Dichloropropane	ND	ug/L	1.0	0.16	1		05/07/16 03:57	78-87-5	
cis-1,3-Dichloropropene	ND	ug/L	1.0	0.14	1		05/07/16 03:57	10061-01-5	
trans-1,3-Dichloropropene	ND	ug/L	1.0	0.12	1		05/07/16 03:57	10061-02-6	
Ethylbenzene	ND	ug/L	1.0	0.18	1		05/07/16 03:57	100-41-4	
2-Hexanone	ND	ug/L	10.0	1.2	1		05/07/16 03:57	591-78-6	
Methylene chloride	ND	ug/L	1.0	0.15	1		05/07/16 03:57	75-09-2	
4-Methyl-2-pentanone (MIBK)	ND	ug/L	10.0	0.42	1		05/07/16 03:57	108-10-1	
Styrene	ND	ug/L	1.0	0.12	1		05/07/16 03:57	100-42-5	
1,1,2,2-Tetrachloroethane	ND	ug/L	1.0	0.15	1		05/07/16 03:57	79-34-5	
Tetrachloroethene	ND	ug/L	1.0	0.10	1		05/07/16 03:57	127-18-4	
Toluene	ND	ug/L	1.0	0.17	1		05/07/16 03:57	108-88-3	
1,1,1-Trichloroethane	ND	ug/L	1.0	0.11	1		05/07/16 03:57	71-55-6	
1,1,2-Trichloroethane	ND	ug/L	1.0	0.20	1		05/07/16 03:57	79-00-5	
Trichloroethene	ND	ug/L	1.0	0.17	1		05/07/16 03:57	79-01-6	
Vinyl chloride	ND	ug/L	1.0	0.13	1		05/07/16 03:57	75-01-4	
Xylene (Total)	ND	ug/L	3.0	0.42	1		05/07/16 03:57	1330-20-7	
Surrogates									
4-Bromofluorobenzene (S)	102	%	77-130		1		05/07/16 03:57	460-00-4	
1,2-Dichloroethane-d4 (S)	102	%	81-127		1		05/07/16 03:57	17060-07-0	
Toluene-d8 (S)	97	%	80-120		1		05/07/16 03:57	2037-26-5	
Preservation pH	**1.0**		0.10	0.10	1		05/07/16 03:57		

REPORT OF LABORATORY ANALYSIS

This report shall not be reproduced, except in full,
without the written consent of Pace Analytical Services, Inc..

Pace Analytical Services, Inc.
9608 Loiret Blvd.
Lenexa, KS 66219
(913)599-5665

ANALYTICAL RESULTS

Project: FORT SMITH, AR
Pace Project No.: 60218184

Sample: MW-193-201605 **Lab ID: 60218184003** Collected: 05/02/16 12:55 Received: 05/03/16 05:00 Matrix: Water

Parameters	Results	Units	Report Limit	MDL	DF	Prepared	Analyzed	CAS No.	Qual
2320B Alkalinity	Analytical Method: SM 2320B								
Alkalinity,Bicarbonate (CaCO3)	**21.6**	mg/L	20.0	2.0	1		05/05/16 10:21		
Alkalinity, Carbonate (CaCO3)	ND	mg/L	20.0	2.0	1		05/05/16 10:21		
Alkalinity, Total as CaCO3	**21.6**	mg/L	20.0	2.0	1		05/05/16 10:21		
Iron, Ferric (Calculation)	Analytical Method: SM 3500-Fe B#4								
Iron, Ferric	**0.21**	mg/L	0.20		1		05/16/16 00:00	7439-89-6	
4500H+ pH, Electrometric	Analytical Method: SM 4500-H+B								
pH at 25 Degrees C	**5.1**	Std. Units	0.10	0.10	1		05/02/16 17:00		H6
4500S2D Sulfide, Total	Analytical Method: SM 4500-S-2 D								
Sulfide, Total	ND	mg/L	0.050	0.012	1		05/03/16 15:49	18496-25-8	
300.0 IC Anions 28 Days	Analytical Method: EPA 300.0								
Chloride	**8.9**	mg/L	1.0	0.50	1		05/04/16 18:17	16887-00-6	
Sulfate	**32.0**	mg/L	5.0	1.2	5		05/06/16 12:26	14808-79-8	
350.1 Ammonia	Analytical Method: EPA 350.1								
Nitrogen, Ammonia	**0.063J**	mg/L	0.10	0.046	1		05/03/16 13:18	7664-41-7	
353.2 Nitrogen, NO2/NO3 unpres	Analytical Method: EPA 353.2								
Nitrogen, Nitrate	**0.89**	mg/L	0.10	0.012	1		05/03/16 12:31		
Nitrogen, Nitrite	ND	mg/L	0.10	0.010	1		05/03/16 12:31		
Nitrogen, NO2 plus NO3	**0.89**	mg/L	0.10	0.012	1		05/03/16 12:31		
Total Carbon Dioxide Calc	Analytical Method: SM 4500-CO2 D								
Carbon Dioxide Calculation	**363**	mg/L	20.0	20.0	1		05/16/16 00:00		
5310C TOC	Analytical Method: SM 5310C								
Total Organic Carbon	**0.50J**	mg/L	1.0	0.054	1		05/09/16 18:39	7440-44-0	
SM4500P-E, Total Phosphorus	Analytical Method: SM 4500-P E Preparation Method: SM4500-P B								
Phosphate as P04	**0.047**	mg/L	0.030	0.010	1	05/09/16 08:54	05/10/16 10:39		

REPORT OF LABORATORY ANALYSIS

This report shall not be reproduced, except in full,
without the written consent of Pace Analytical Services, Inc..

Pace Analytical Services, Inc.
9608 Loiret Blvd.
Lenexa, KS 66219
(913)599-5665

ANALYTICAL RESULTS

Project: FORT SMITH, AR
Pace Project No.: 60218184

Sample: MW-67R-201605 **Lab ID: 60218184004** Collected: 05/02/16 14:58 Received: 05/03/16 05:00 Matrix: Water

Parameters	Results	Units	Report Limit	MDL	DF	Prepared	Analyzed	CAS No.	Qual
Alcohol by Direct Inject GCFID	Analytical Method: EPA 8015 - Alcohol								
2-Chloroethanol	ND	ug/L	10000	1510	1		05/06/16 13:28	107-07-3	
6010 MET ICP	Analytical Method: EPA 6010 Preparation Method: EPA 3010								
Iron	**6280**	ug/L	50.0	8.8	1	05/03/16 14:40	05/04/16 11:16	7439-89-6	
Manganese	**686**	ug/L	5.0	0.25	1	05/03/16 14:40	05/04/16 11:16	7439-96-5	
8260 MSV	Analytical Method: EPA 5030B/8260								
Acetone	ND	ug/L	10.0	1.9	1		05/07/16 04:11	67-64-1	
Benzene	ND	ug/L	1.0	0.060	1		05/07/16 04:11	71-43-2	
Bromodichloromethane	ND	ug/L	1.0	0.19	1		05/07/16 04:11	75-27-4	
Bromoform	ND	ug/L	1.0	0.070	1		05/07/16 04:11	75-25-2	
Bromomethane	ND	ug/L	5.0	0.16	1		05/07/16 04:11	74-83-9	
2-Butanone (MEK)	ND	ug/L	10.0	0.59	1		05/07/16 04:11	78-93-3	
Carbon disulfide	ND	ug/L	5.0	0.12	1		05/07/16 04:11	75-15-0	
Carbon tetrachloride	ND	ug/L	1.0	0.18	1		05/07/16 04:11	56-23-5	
Chlorobenzene	ND	ug/L	1.0	0.21	1		05/07/16 04:11	108-90-7	
Chloroethane	ND	ug/L	1.0	0.15	1		05/07/16 04:11	75-00-3	
Chloroform	ND	ug/L	1.0	0.14	1		05/07/16 04:11	67-66-3	
Chloromethane	ND	ug/L	1.0	0.080	1		05/07/16 04:11	74-87-3	
Dibromochloromethane	ND	ug/L	1.0	0.21	1		05/07/16 04:11	124-48-1	
1,1-Dichloroethane	ND	ug/L	1.0	0.050	1		05/07/16 04:11	75-34-3	
1,2-Dichloroethane	ND	ug/L	1.0	0.12	1		05/07/16 04:11	107-06-2	
1,1-Dichloroethene	ND	ug/L	1.0	0.20	1		05/07/16 04:11	75-35-4	
cis-1,2-Dichloroethene	ND	ug/L	1.0	0.080	1		05/07/16 04:11	156-59-2	
trans-1,2-Dichloroethene	ND	ug/L	1.0	0.20	1		05/07/16 04:11	156-60-5	
1,2-Dichloropropane	ND	ug/L	1.0	0.16	1		05/07/16 04:11	78-87-5	
cis-1,3-Dichloropropene	ND	ug/L	1.0	0.14	1		05/07/16 04:11	10061-01-5	
trans-1,3-Dichloropropene	ND	ug/L	1.0	0.12	1		05/07/16 04:11	10061-02-6	
Ethylbenzene	ND	ug/L	1.0	0.18	1		05/07/16 04:11	100-41-4	
2-Hexanone	ND	ug/L	10.0	1.2	1		05/07/16 04:11	591-78-6	
Methylene chloride	ND	ug/L	1.0	0.15	1		05/07/16 04:11	75-09-2	
4-Methyl-2-pentanone (MIBK)	ND	ug/L	10.0	0.42	1		05/07/16 04:11	108-10-1	
Styrene	ND	ug/L	1.0	0.12	1		05/07/16 04:11	100-42-5	
1,1,2,2-Tetrachloroethane	ND	ug/L	1.0	0.15	1		05/07/16 04:11	79-34-5	
Tetrachloroethene	ND	ug/L	1.0	0.10	1		05/07/16 04:11	127-18-4	
Toluene	ND	ug/L	1.0	0.17	1		05/07/16 04:11	108-88-3	
1,1,1-Trichloroethane	ND	ug/L	1.0	0.11	1		05/07/16 04:11	71-55-6	
1,1,2-Trichloroethane	ND	ug/L	1.0	0.20	1		05/07/16 04:11	79-00-5	
Trichloroethene	ND	ug/L	1.0	0.17	1		05/07/16 04:11	79-01-6	
Vinyl chloride	ND	ug/L	1.0	0.13	1		05/07/16 04:11	75-01-4	
Xylene (Total)	ND	ug/L	3.0	0.42	1		05/07/16 04:11	1330-20-7	
Surrogates									
4-Bromofluorobenzene (S)	98	%	77-130		1		05/07/16 04:11	460-00-4	
1,2-Dichloroethane-d4 (S)	101	%	81-127		1		05/07/16 04:11	17060-07-0	
Toluene-d8 (S)	96	%	80-120		1		05/07/16 04:11	2037-26-5	
Preservation pH	**1.0**		0.10	0.10	1		05/07/16 04:11		

REPORT OF LABORATORY ANALYSIS

This report shall not be reproduced, except in full,
without the written consent of Pace Analytical Services, Inc..

Pace Analytical Services, Inc.
9608 Loiret Blvd.
Lenexa, KS 66219
(913)599-5665

ANALYTICAL RESULTS

Project: FORT SMITH, AR
Pace Project No.: 60218184

Sample: MW-67R-201605 **Lab ID: 60218184004** Collected: 05/02/16 14:58 Received: 05/03/16 05:00 Matrix: Water

Parameters	Results	Units	Report Limit	MDL	DF	Prepared	Analyzed	CAS No.	Qual
2320B Alkalinity	Analytical Method: SM 2320B								
Alkalinity,Bicarbonate (CaCO3)	**266**	mg/L	20.0	2.0	1		05/05/16 10:25		
Alkalinity, Carbonate (CaCO3)	ND	mg/L	20.0	2.0	1		05/05/16 10:25		
Alkalinity, Total as CaCO3	**266**	mg/L	20.0	2.0	1		05/05/16 10:25		
Iron, Ferric (Calculation)	Analytical Method: SM 3500-Fe B#4								
Iron, Ferric	**3.0**	mg/L	0.20		1		05/23/16 00:00	7439-89-6	
4500H+ pH, Electrometric	Analytical Method: SM 4500-H+B								
pH at 25 Degrees C	**6.4**	Std. Units	0.10	0.10	1		05/02/16 17:00		H6
4500S2D Sulfide, Total	Analytical Method: SM 4500-S-2 D								
Sulfide, Total	ND	mg/L	0.050	0.012	1		05/03/16 15:49	18496-25-8	
300.0 IC Anions 28 Days	Analytical Method: EPA 300.0								
Chloride	**117**	mg/L	10.0	5.0	10		05/06/16 12:41	16887-00-6	
Sulfate	**15.0**	mg/L	1.0	0.25	1		05/04/16 18:33	14808-79-8	
350.1 Ammonia	Analytical Method: EPA 350.1								
Nitrogen, Ammonia	ND	mg/L	0.10	0.046	1		05/03/16 13:20	7664-41-7	
353.2 Nitrogen, NO2/NO3 unpres	Analytical Method: EPA 353.2								
Nitrogen, Nitrate	ND	mg/L	0.10	0.012	1		05/03/16 12:36		
Nitrogen, Nitrite	ND	mg/L	0.10	0.010	1		05/03/16 12:36		
Nitrogen, NO2 plus NO3	ND	mg/L	0.10	0.012	1		05/03/16 12:36		
Total Carbon Dioxide Calc	Analytical Method: SM 4500-CO2 D								
Carbon Dioxide Calculation	**445**	mg/L	20.0	20.0	1		05/16/16 00:00		
5310C TOC	Analytical Method: SM 5310C								
Total Organic Carbon	**1.2**	mg/L	1.0	0.054	1		05/09/16 19:17	7440-44-0	
SM4500P-E, Total Phosphorus	Analytical Method: SM 4500-P E Preparation Method: SM4500-P B								
Phosphate as P04	**0.11**	mg/L	0.030	0.010	1	05/09/16 08:54	05/10/16 10:39		

REPORT OF LABORATORY ANALYSIS

This report shall not be reproduced, except in full,
without the written consent of Pace Analytical Services, Inc..

Pace Analytical Services, Inc.
9608 Loiret Blvd.
Lenexa, KS 66219
(913)599-5665

ANALYTICAL RESULTS

Project: FORT SMITH, AR
Pace Project No.: 60218184

Sample: MW-68-201605 **Lab ID: 60218184005** Collected: 05/02/16 13:55 Received: 05/03/16 05:00 Matrix: Water

Parameters	Results	Units	Report Limit	MDL	DF	Prepared	Analyzed	CAS No.	Qual
Alcohol by Direct Inject GCFID	Analytical Method: EPA 8015 - Alcohol								
2-Chloroethanol	ND	ug/L	10000	1510	1		05/06/16 13:39	107-07-3	
6010 MET ICP	Analytical Method: EPA 6010 Preparation Method: EPA 3010								
Iron	**821**	ug/L	50.0	8.8	1	05/03/16 14:40	05/04/16 11:19	7439-89-6	
Manganese	**1130**	ug/L	5.0	0.25	1	05/03/16 14:40	05/04/16 11:19	7439-96-5	
8260 MSV	Analytical Method: EPA 5030B/8260								
Acetone	ND	ug/L	10.0	1.9	1		05/07/16 04:26	67-64-1	
Benzene	ND	ug/L	1.0	0.060	1		05/07/16 04:26	71-43-2	
Bromodichloromethane	ND	ug/L	1.0	0.19	1		05/07/16 04:26	75-27-4	
Bromoform	ND	ug/L	1.0	0.070	1		05/07/16 04:26	75-25-2	
Bromomethane	ND	ug/L	5.0	0.16	1		05/07/16 04:26	74-83-9	
2-Butanone (MEK)	ND	ug/L	10.0	0.59	1		05/07/16 04:26	78-93-3	
Carbon disulfide	ND	ug/L	5.0	0.12	1		05/07/16 04:26	75-15-0	
Carbon tetrachloride	ND	ug/L	1.0	0.18	1		05/07/16 04:26	56-23-5	
Chlorobenzene	ND	ug/L	1.0	0.21	1		05/07/16 04:26	108-90-7	
Chloroethane	ND	ug/L	1.0	0.15	1		05/07/16 04:26	75-00-3	
Chloroform	ND	ug/L	1.0	0.14	1		05/07/16 04:26	67-66-3	
Chloromethane	ND	ug/L	1.0	0.080	1		05/07/16 04:26	74-87-3	
Dibromochloromethane	ND	ug/L	1.0	0.21	1		05/07/16 04:26	124-48-1	
1,1-Dichloroethane	ND	ug/L	1.0	0.050	1		05/07/16 04:26	75-34-3	
1,2-Dichloroethane	ND	ug/L	1.0	0.12	1		05/07/16 04:26	107-06-2	
1,1-Dichloroethene	ND	ug/L	1.0	0.20	1		05/07/16 04:26	75-35-4	
cis-1,2-Dichloroethene	ND	ug/L	1.0	0.080	1		05/07/16 04:26	156-59-2	
trans-1,2-Dichloroethene	ND	ug/L	1.0	0.20	1		05/07/16 04:26	156-60-5	
1,2-Dichloropropane	ND	ug/L	1.0	0.16	1		05/07/16 04:26	78-87-5	
cis-1,3-Dichloropropene	ND	ug/L	1.0	0.14	1		05/07/16 04:26	10061-01-5	
trans-1,3-Dichloropropene	ND	ug/L	1.0	0.12	1		05/07/16 04:26	10061-02-6	
Ethylbenzene	ND	ug/L	1.0	0.18	1		05/07/16 04:26	100-41-4	
2-Hexanone	ND	ug/L	10.0	1.2	1		05/07/16 04:26	591-78-6	
Methylene chloride	ND	ug/L	1.0	0.15	1		05/07/16 04:26	75-09-2	
4-Methyl-2-pentanone (MIBK)	ND	ug/L	10.0	0.42	1		05/07/16 04:26	108-10-1	
Styrene	ND	ug/L	1.0	0.12	1		05/07/16 04:26	100-42-5	
1,1,2,2-Tetrachloroethane	ND	ug/L	1.0	0.15	1		05/07/16 04:26	79-34-5	
Tetrachloroethene	ND	ug/L	1.0	0.10	1		05/07/16 04:26	127-18-4	
Toluene	ND	ug/L	1.0	0.17	1		05/07/16 04:26	108-88-3	
1,1,1-Trichloroethane	ND	ug/L	1.0	0.11	1		05/07/16 04:26	71-55-6	
1,1,2-Trichloroethane	ND	ug/L	1.0	0.20	1		05/07/16 04:26	79-00-5	
Trichloroethene	ND	ug/L	1.0	0.17	1		05/07/16 04:26	79-01-6	
Vinyl chloride	ND	ug/L	1.0	0.13	1		05/07/16 04:26	75-01-4	
Xylene (Total)	ND	ug/L	3.0	0.42	1		05/07/16 04:26	1330-20-7	
Surrogates									
4-Bromofluorobenzene (S)	102	%	77-130		1		05/07/16 04:26	460-00-4	
1,2-Dichloroethane-d4 (S)	114	%	81-127		1		05/07/16 04:26	17060-07-0	
Toluene-d8 (S)	101	%	80-120		1		05/07/16 04:26	2037-26-5	
Preservation pH	**1.0**		0.10	0.10	1		05/07/16 04:26		

REPORT OF LABORATORY ANALYSIS

This report shall not be reproduced, except in full,
without the written consent of Pace Analytical Services, Inc..

Pace Analytical Services, Inc.
9608 Loiret Blvd.
Lenexa, KS 66219
(913)599-5665

ANALYTICAL RESULTS

Project: FORT SMITH, AR
Pace Project No.: 60218184

Sample: MW-68-201605 **Lab ID: 60218184005** Collected: 05/02/16 13:55 Received: 05/03/16 05:00 Matrix: Water

Parameters	Results	Units	Report Limit	MDL	DF	Prepared	Analyzed	CAS No.	Qual
2320B Alkalinity	Analytical Method: SM 2320B								
Alkalinity,Bicarbonate (CaCO3)	ND	mg/L	20.0	2.0	1		05/05/16 10:50		
Alkalinity, Carbonate (CaCO3)	ND	mg/L	20.0	2.0	1		05/05/16 10:50		
Alkalinity, Total as CaCO3	ND	mg/L	20.0	2.0	1		05/05/16 10:50		
Iron, Ferric (Calculation)	Analytical Method: SM 3500-Fe B#4								
Iron, Ferric	**0.77**	mg/L	0.20		1		05/16/16 00:00	7439-89-6	
4500H+ pH, Electrometric	Analytical Method: SM 4500-H+B								
pH at 25 Degrees C	**5.1**	Std. Units	0.10	0.10	1		05/02/16 17:00		H6
4500S2D Sulfide, Total	Analytical Method: SM 4500-S-2 D								
Sulfide, Total	ND	mg/L	0.050	0.012	1		05/03/16 15:49	18496-25-8	
300.0 IC Anions 28 Days	Analytical Method: EPA 300.0								
Chloride	**310**	mg/L	50.0	25.0	50		05/06/16 12:57	16887-00-6	
Sulfate	**0.82J**	mg/L	1.0	0.25	1		05/04/16 18:49	14808-79-8	
350.1 Ammonia	Analytical Method: EPA 350.1								
Nitrogen, Ammonia	ND	mg/L	0.10	0.046	1		05/03/16 13:21	7664-41-7	
353.2 Nitrogen, NO2/NO3 unpres	Analytical Method: EPA 353.2								
Nitrogen, Nitrate	**0.019J**	mg/L	0.10	0.012	1		05/03/16 12:34		
Nitrogen, Nitrite	ND	mg/L	0.10	0.010	1		05/03/16 12:34		
Nitrogen, NO2 plus NO3	**0.019J**	mg/L	0.10	0.012	1		05/03/16 12:34		
Total Carbon Dioxide Calc	Analytical Method: SM 4500-CO2 D								
Carbon Dioxide Calculation	ND	mg/L	20.0	20.0	1		05/16/16 00:00		
5310C TOC	Analytical Method: SM 5310C								
Total Organic Carbon	**0.070J**	mg/L	1.0	0.054	1		05/09/16 19:30	7440-44-0	
SM4500P-E, Total Phosphorus	Analytical Method: SM 4500-P E Preparation Method: SM4500-P B								
Phosphate as P04	**0.19**	mg/L	0.030	0.010	1	05/09/16 08:54	05/10/16 10:40		

REPORT OF LABORATORY ANALYSIS

This report shall not be reproduced, except in full,
without the written consent of Pace Analytical Services, Inc..

Pace Analytical Services, Inc.
9608 Loiret Blvd.
Lenexa, KS 66219
(913)599-5665

ANALYTICAL RESULTS

Project: FORT SMITH, AR
Pace Project No.: 60218184

Sample: MW-55R-201605 **Lab ID: 60218184006** Collected: 05/02/16 16:29 Received: 05/03/16 05:00 Matrix: Water

Parameters	Results	Units	Report Limit	MDL	DF	Prepared	Analyzed	CAS No.	Qual
Alcohol by Direct Inject GCFID	Analytical Method: EPA 8015 - Alcohol								
2-Chloroethanol	ND	ug/L	10000	1510	1		05/06/16 11:39	107-07-3	
6010 MET ICP	Analytical Method: EPA 6010 Preparation Method: EPA 3010								
Iron	**180**	ug/L	50.0	8.8	1	05/03/16 14:40	05/04/16 11:21	7439-89-6	
Manganese	**1370**	ug/L	5.0	0.25	1	05/03/16 14:40	05/04/16 11:21	7439-96-5	
8260 MSV	Analytical Method: EPA 5030B/8260								
Acetone	ND	ug/L	10.0	1.9	1		05/07/16 04:40	67-64-1	
Benzene	ND	ug/L	1.0	0.060	1		05/07/16 04:40	71-43-2	
Bromodichloromethane	ND	ug/L	1.0	0.19	1		05/07/16 04:40	75-27-4	
Bromoform	ND	ug/L	1.0	0.070	1		05/07/16 04:40	75-25-2	
Bromomethane	ND	ug/L	5.0	0.16	1		05/07/16 04:40	74-83-9	
2-Butanone (MEK)	ND	ug/L	10.0	0.59	1		05/07/16 04:40	78-93-3	
Carbon disulfide	ND	ug/L	5.0	0.12	1		05/07/16 04:40	75-15-0	
Carbon tetrachloride	ND	ug/L	1.0	0.18	1		05/07/16 04:40	56-23-5	
Chlorobenzene	ND	ug/L	1.0	0.21	1		05/07/16 04:40	108-90-7	
Chloroethane	ND	ug/L	1.0	0.15	1		05/07/16 04:40	75-00-3	
Chloroform	**0.39J**	ug/L	1.0	0.14	1		05/07/16 04:40	67-66-3	
Chloromethane	ND	ug/L	1.0	0.080	1		05/07/16 04:40	74-87-3	
Dibromochloromethane	ND	ug/L	1.0	0.21	1		05/07/16 04:40	124-48-1	R1
1,1-Dichloroethane	ND	ug/L	1.0	0.050	1		05/07/16 04:40	75-34-3	
1,2-Dichloroethane	ND	ug/L	1.0	0.12	1		05/07/16 04:40	107-06-2	
1,1-Dichloroethene	ND	ug/L	1.0	0.20	1		05/07/16 04:40	75-35-4	
cis-1,2-Dichloroethene	ND	ug/L	1.0	0.080	1		05/07/16 04:40	156-59-2	
trans-1,2-Dichloroethene	ND	ug/L	1.0	0.20	1		05/07/16 04:40	156-60-5	
1,2-Dichloropropane	ND	ug/L	1.0	0.16	1		05/07/16 04:40	78-87-5	
cis-1,3-Dichloropropene	ND	ug/L	1.0	0.14	1		05/07/16 04:40	10061-01-5	
trans-1,3-Dichloropropene	ND	ug/L	1.0	0.12	1		05/07/16 04:40	10061-02-6	
Ethylbenzene	ND	ug/L	1.0	0.18	1		05/07/16 04:40	100-41-4	
2-Hexanone	ND	ug/L	10.0	1.2	1		05/07/16 04:40	591-78-6	
Methylene chloride	ND	ug/L	1.0	0.15	1		05/07/16 04:40	75-09-2	
4-Methyl-2-pentanone (MIBK)	ND	ug/L	10.0	0.42	1		05/07/16 04:40	108-10-1	
Styrene	ND	ug/L	1.0	0.12	1		05/07/16 04:40	100-42-5	
1,1,2,2-Tetrachloroethane	ND	ug/L	1.0	0.15	1		05/07/16 04:40	79-34-5	R1
Tetrachloroethene	ND	ug/L	1.0	0.10	1		05/07/16 04:40	127-18-4	
Toluene	ND	ug/L	1.0	0.17	1		05/07/16 04:40	108-88-3	
1,1,1-Trichloroethane	ND	ug/L	1.0	0.11	1		05/07/16 04:40	71-55-6	
1,1,2-Trichloroethane	ND	ug/L	1.0	0.20	1		05/07/16 04:40	79-00-5	
Trichloroethene	**2.1**	ug/L	1.0	0.17	1		05/07/16 04:40	79-01-6	
Vinyl chloride	ND	ug/L	1.0	0.13	1		05/07/16 04:40	75-01-4	
Xylene (Total)	ND	ug/L	3.0	0.42	1		05/07/16 04:40	1330-20-7	
Surrogates									
4-Bromofluorobenzene (S)	106	%	77-130		1		05/07/16 04:40	460-00-4	
1,2-Dichloroethane-d4 (S)	114	%	81-127		1		05/07/16 04:40	17060-07-0	
Toluene-d8 (S)	98	%	80-120		1		05/07/16 04:40	2037-26-5	
Preservation pH	**1.0**		0.10	0.10	1		05/07/16 04:40		

REPORT OF LABORATORY ANALYSIS

This report shall not be reproduced, except in full,
without the written consent of Pace Analytical Services, Inc..

Pace Analytical Services, Inc.
9608 Loiret Blvd.
Lenexa, KS 66219
(913)599-5665

ANALYTICAL RESULTS

Project: FORT SMITH, AR
Pace Project No.: 60218184

Sample: MW-55R-201605 **Lab ID: 60218184006** Collected: 05/02/16 16:29 Received: 05/03/16 05:00 Matrix: Water

Parameters	Results	Units	Report Limit	MDL	DF	Prepared	Analyzed	CAS No.	Qual
2320B Alkalinity	Analytical Method: SM 2320B								
Alkalinity,Bicarbonate (CaCO3)	**44.6**	mg/L	20.0	2.0	1		05/05/16 11:03		
Alkalinity, Carbonate (CaCO3)	ND	mg/L	20.0	2.0	1		05/05/16 11:03		
Alkalinity, Total as CaCO3	**44.6**	mg/L	20.0	2.0	1		05/05/16 11:03		
Iron, Ferric (Calculation)	Analytical Method: SM 3500-Fe B#4								
Iron, Ferric	ND	mg/L	0.20		1		05/16/16 00:00	7439-89-6	
4500H+ pH, Electrometric	Analytical Method: SM 4500-H+B								
pH at 25 Degrees C	**6.2**	Std. Units	0.10	0.10	1		05/02/16 17:00		H6
4500S2D Sulfide, Total	Analytical Method: SM 4500-S-2 D								
Sulfide, Total	ND	mg/L	0.050	0.012	1		05/03/16 15:50	18496-25-8	
300.0 IC Anions 28 Days	Analytical Method: EPA 300.0								
Chloride	**83.3**	mg/L	10.0	5.0	10		05/06/16 13:13	16887-00-6	
Sulfate	**8.5**	mg/L	1.0	0.25	1		05/04/16 19:05	14808-79-8	
350.1 Ammonia	Analytical Method: EPA 350.1								
Nitrogen, Ammonia	ND	mg/L	0.10	0.046	1		05/03/16 13:22	7664-41-7	
353.2 Nitrogen, NO2/NO3 unpres	Analytical Method: EPA 353.2								
Nitrogen, Nitrate	**0.038J**	mg/L	0.10	0.012	1		05/03/16 12:40		
Nitrogen, Nitrite	ND	mg/L	0.10	0.010	1		05/03/16 12:40		
Nitrogen, NO2 plus NO3	**0.038J**	mg/L	0.10	0.012	1		05/03/16 12:40		
Total Carbon Dioxide Calc	Analytical Method: SM 4500-CO2 D								
Carbon Dioxide Calculation	**91.8**	mg/L	20.0	20.0	1		05/16/16 00:00		
5310C TOC	Analytical Method: SM 5310C								
Total Organic Carbon	**0.72J**	mg/L	1.0	0.054	1		05/09/16 19:42	7440-44-0	
SM4500P-E, Total Phosphorus	Analytical Method: SM 4500-P E Preparation Method: SM4500-P B								
Phosphate as P04	**0.055**	mg/L	0.030	0.010	1	05/09/16 08:54	05/10/16 10:40		

REPORT OF LABORATORY ANALYSIS

This report shall not be reproduced, except in full,
without the written consent of Pace Analytical Services, Inc..

Pace Analytical Services, Inc.
9608 Loiret Blvd.
Lenexa, KS 66219
(913)599-5665

ANALYTICAL RESULTS

Project: FORT SMITH, AR
Pace Project No.: 60218184

Sample: MW-66-201605 **Lab ID: 60218184007** Collected: 05/02/16 13:15 Received: 05/03/16 05:00 Matrix: Water

Parameters	Results	Units	Report Limit	MDL	DF	Prepared	Analyzed	CAS No.	Qual
Alcohol by Direct Inject GCFID	Analytical Method: EPA 8015 - Alcohol								
2-Chloroethanol	ND	ug/L	10000	1510	1		05/06/16 13:50	107-07-3	
6010 MET ICP	Analytical Method: EPA 6010 Preparation Method: EPA 3010								
Iron	**905**	ug/L	50.0	8.8	1	05/03/16 14:40	05/04/16 11:32	7439-89-6	
Manganese	**41.7**	ug/L	5.0	0.25	1	05/03/16 14:40	05/04/16 11:32	7439-96-5	
8260 MSV	Analytical Method: EPA 5030B/8260								
Acetone	ND	ug/L	10.0	1.9	1		05/07/16 04:55	67-64-1	
Benzene	ND	ug/L	1.0	0.060	1		05/07/16 04:55	71-43-2	
Bromodichloromethane	ND	ug/L	1.0	0.19	1		05/07/16 04:55	75-27-4	
Bromoform	ND	ug/L	1.0	0.070	1		05/07/16 04:55	75-25-2	
Bromomethane	ND	ug/L	5.0	0.16	1		05/07/16 04:55	74-83-9	
2-Butanone (MEK)	ND	ug/L	10.0	0.59	1		05/07/16 04:55	78-93-3	
Carbon disulfide	ND	ug/L	5.0	0.12	1		05/07/16 04:55	75-15-0	
Carbon tetrachloride	ND	ug/L	1.0	0.18	1		05/07/16 04:55	56-23-5	
Chlorobenzene	ND	ug/L	1.0	0.21	1		05/07/16 04:55	108-90-7	
Chloroethane	ND	ug/L	1.0	0.15	1		05/07/16 04:55	75-00-3	
Chloroform	ND	ug/L	1.0	0.14	1		05/07/16 04:55	67-66-3	
Chloromethane	ND	ug/L	1.0	0.080	1		05/07/16 04:55	74-87-3	
Dibromochloromethane	ND	ug/L	1.0	0.21	1		05/07/16 04:55	124-48-1	
1,1-Dichloroethane	ND	ug/L	1.0	0.050	1		05/07/16 04:55	75-34-3	
1,2-Dichloroethane	ND	ug/L	1.0	0.12	1		05/07/16 04:55	107-06-2	
1,1-Dichloroethene	ND	ug/L	1.0	0.20	1		05/07/16 04:55	75-35-4	
cis-1,2-Dichloroethene	**0.20J**	ug/L	1.0	0.080	1		05/07/16 04:55	156-59-2	
trans-1,2-Dichloroethene	ND	ug/L	1.0	0.20	1		05/07/16 04:55	156-60-5	
1,2-Dichloropropane	ND	ug/L	1.0	0.16	1		05/07/16 04:55	78-87-5	
cis-1,3-Dichloropropene	ND	ug/L	1.0	0.14	1		05/07/16 04:55	10061-01-5	
trans-1,3-Dichloropropene	ND	ug/L	1.0	0.12	1		05/07/16 04:55	10061-02-6	
Ethylbenzene	ND	ug/L	1.0	0.18	1		05/07/16 04:55	100-41-4	
2-Hexanone	ND	ug/L	10.0	1.2	1		05/07/16 04:55	591-78-6	
Methylene chloride	ND	ug/L	1.0	0.15	1		05/07/16 04:55	75-09-2	
4-Methyl-2-pentanone (MIBK)	ND	ug/L	10.0	0.42	1		05/07/16 04:55	108-10-1	
Styrene	ND	ug/L	1.0	0.12	1		05/07/16 04:55	100-42-5	
1,1,2,2-Tetrachloroethane	ND	ug/L	1.0	0.15	1		05/07/16 04:55	79-34-5	
Tetrachloroethene	ND	ug/L	1.0	0.10	1		05/07/16 04:55	127-18-4	
Toluene	ND	ug/L	1.0	0.17	1		05/07/16 04:55	108-88-3	
1,1,1-Trichloroethane	ND	ug/L	1.0	0.11	1		05/07/16 04:55	71-55-6	
1,1,2-Trichloroethane	ND	ug/L	1.0	0.20	1		05/07/16 04:55	79-00-5	
Trichloroethene	**2.6**	ug/L	1.0	0.17	1		05/07/16 04:55	79-01-6	
Vinyl chloride	ND	ug/L	1.0	0.13	1		05/07/16 04:55	75-01-4	
Xylene (Total)	ND	ug/L	3.0	0.42	1		05/07/16 04:55	1330-20-7	
Surrogates									
4-Bromofluorobenzene (S)	102	%	77-130		1		05/07/16 04:55	460-00-4	
1,2-Dichloroethane-d4 (S)	105	%	81-127		1		05/07/16 04:55	17060-07-0	
Toluene-d8 (S)	97	%	80-120		1		05/07/16 04:55	2037-26-5	
Preservation pH	**1.0**		0.10	0.10	1		05/07/16 04:55		

REPORT OF LABORATORY ANALYSIS

This report shall not be reproduced, except in full,
without the written consent of Pace Analytical Services, Inc..

Pace Analytical Services, Inc.
9608 Loiret Blvd.
Lenexa, KS 66219
(913)599-5665

ANALYTICAL RESULTS

Project: FORT SMITH, AR
Pace Project No.: 60218184

Sample: MW-66-201605 **Lab ID: 60218184007** Collected: 05/02/16 13:15 Received: 05/03/16 05:00 Matrix: Water

Parameters	Results	Units	Report Limit	MDL	DF	Prepared	Analyzed	CAS No.	Qual
2320B Alkalinity	Analytical Method: SM 2320B								
Alkalinity,Bicarbonate (CaCO3)	**88.6**	mg/L	20.0	2.0	1		05/05/16 11:10		
Alkalinity, Carbonate (CaCO3)	ND	mg/L	20.0	2.0	1		05/05/16 11:10		
Alkalinity, Total as CaCO3	**88.6**	mg/L	20.0	2.0	1		05/05/16 11:10		
Iron, Ferric (Calculation)	Analytical Method: SM 3500-Fe B#4								
Iron, Ferric	**0.74**	mg/L	0.20		1		05/16/16 00:00	7439-89-6	
4500H+ pH, Electrometric	Analytical Method: SM 4500-H+B								
pH at 25 Degrees C	**6.1**	Std. Units	0.10	0.10	1		05/02/16 17:00		H6
4500S2D Sulfide, Total	Analytical Method: SM 4500-S-2 D								
Sulfide, Total	ND	mg/L	0.050	0.012	1		05/03/16 15:51	18496-25-8	
300.0 IC Anions 28 Days	Analytical Method: EPA 300.0								
Chloride	**156**	mg/L	20.0	10.0	20		05/06/16 14:01	16887-00-6	
Sulfate	**6.6**	mg/L	1.0	0.25	1		05/04/16 20:24	14808-79-8	
350.1 Ammonia	Analytical Method: EPA 350.1								
Nitrogen, Ammonia	ND	mg/L	0.10	0.046	1		05/03/16 13:28	7664-41-7	
353.2 Nitrogen, NO2/NO3 unpres	Analytical Method: EPA 353.2								
Nitrogen, Nitrate	**0.20**	mg/L	0.10	0.012	1		05/03/16 12:32		
Nitrogen, Nitrite	ND	mg/L	0.10	0.010	1		05/03/16 12:32		
Nitrogen, NO2 plus NO3	**0.20**	mg/L	0.10	0.012	1		05/03/16 12:32		
Total Carbon Dioxide Calc	Analytical Method: SM 4500-CO2 D								
Carbon Dioxide Calculation	**219**	mg/L	20.0	20.0	1		05/16/16 00:00		
5310C TOC	Analytical Method: SM 5310C								
Total Organic Carbon	**0.18J**	mg/L	1.0	0.054	1		05/09/16 20:08	7440-44-0	
SM4500P-E, Total Phosphorus	Analytical Method: SM 4500-P E Preparation Method: SM4500-P B								
Phosphate as P04	**0.17**	mg/L	0.030	0.010	1	05/09/16 08:54	05/10/16 10:41		

REPORT OF LABORATORY ANALYSIS

This report shall not be reproduced, except in full,
without the written consent of Pace Analytical Services, Inc..

Pace Analytical Services, Inc.
9608 Loiret Blvd.
Lenexa, KS 66219
(913)599-5665

ANALYTICAL RESULTS

Project: FORT SMITH, AR
Pace Project No.: 60218184

Sample: MW-63R-201605 **Lab ID: 60218184008** Collected: 05/02/16 17:45 Received: 05/03/16 05:00 Matrix: Water

Parameters	Results	Units	Report Limit	MDL	DF	Prepared	Analyzed	CAS No.	Qual
Alcohol by Direct Inject GCFID	Analytical Method: EPA 8015 - Alcohol								
2-Chloroethanol	ND	ug/L	10000	1510	1		05/06/16 14:01	107-07-3	
6010 MET ICP	Analytical Method: EPA 6010 Preparation Method: EPA 3010								
Iron	**1820**	ug/L	50.0	8.8	1	05/03/16 14:40	05/04/16 11:34	7439-89-6	
Manganese	**108**	ug/L	5.0	0.25	1	05/03/16 14:40	05/04/16 11:34	7439-96-5	
8260 MSV	Analytical Method: EPA 5030B/8260								
Acetone	ND	ug/L	10.0	1.9	1		05/07/16 05:09	67-64-1	
Benzene	ND	ug/L	1.0	0.060	1		05/07/16 05:09	71-43-2	
Bromodichloromethane	ND	ug/L	1.0	0.19	1		05/07/16 05:09	75-27-4	
Bromoform	ND	ug/L	1.0	0.070	1		05/07/16 05:09	75-25-2	
Bromomethane	ND	ug/L	5.0	0.16	1		05/07/16 05:09	74-83-9	
2-Butanone (MEK)	ND	ug/L	10.0	0.59	1		05/07/16 05:09	78-93-3	
Carbon disulfide	ND	ug/L	5.0	0.12	1		05/07/16 05:09	75-15-0	
Carbon tetrachloride	ND	ug/L	1.0	0.18	1		05/07/16 05:09	56-23-5	
Chlorobenzene	ND	ug/L	1.0	0.21	1		05/07/16 05:09	108-90-7	
Chloroethane	ND	ug/L	1.0	0.15	1		05/07/16 05:09	75-00-3	
Chloroform	**0.31J**	ug/L	1.0	0.14	1		05/07/16 05:09	67-66-3	
Chloromethane	ND	ug/L	1.0	0.080	1		05/07/16 05:09	74-87-3	
Dibromochloromethane	ND	ug/L	1.0	0.21	1		05/07/16 05:09	124-48-1	
1,1-Dichloroethane	ND	ug/L	1.0	0.050	1		05/07/16 05:09	75-34-3	
1,2-Dichloroethane	ND	ug/L	1.0	0.12	1		05/07/16 05:09	107-06-2	
1,1-Dichloroethene	ND	ug/L	1.0	0.20	1		05/07/16 05:09	75-35-4	
cis-1,2-Dichloroethene	**0.55J**	ug/L	1.0	0.080	1		05/07/16 05:09	156-59-2	
trans-1,2-Dichloroethene	ND	ug/L	1.0	0.20	1		05/07/16 05:09	156-60-5	
1,2-Dichloropropane	ND	ug/L	1.0	0.16	1		05/07/16 05:09	78-87-5	
cis-1,3-Dichloropropene	ND	ug/L	1.0	0.14	1		05/07/16 05:09	10061-01-5	
trans-1,3-Dichloropropene	ND	ug/L	1.0	0.12	1		05/07/16 05:09	10061-02-6	
Ethylbenzene	ND	ug/L	1.0	0.18	1		05/07/16 05:09	100-41-4	
2-Hexanone	ND	ug/L	10.0	1.2	1		05/07/16 05:09	591-78-6	
Methylene chloride	ND	ug/L	1.0	0.15	1		05/07/16 05:09	75-09-2	
4-Methyl-2-pentanone (MIBK)	ND	ug/L	10.0	0.42	1		05/07/16 05:09	108-10-1	
Styrene	ND	ug/L	1.0	0.12	1		05/07/16 05:09	100-42-5	
1,1,2,2-Tetrachloroethane	ND	ug/L	1.0	0.15	1		05/07/16 05:09	79-34-5	
Tetrachloroethene	ND	ug/L	1.0	0.10	1		05/07/16 05:09	127-18-4	
Toluene	ND	ug/L	1.0	0.17	1		05/07/16 05:09	108-88-3	
1,1,1-Trichloroethane	ND	ug/L	1.0	0.11	1		05/07/16 05:09	71-55-6	
1,1,2-Trichloroethane	ND	ug/L	1.0	0.20	1		05/07/16 05:09	79-00-5	
Trichloroethene	**3.3**	ug/L	1.0	0.17	1		05/07/16 05:09	79-01-6	
Vinyl chloride	ND	ug/L	1.0	0.13	1		05/07/16 05:09	75-01-4	
Xylene (Total)	ND	ug/L	3.0	0.42	1		05/07/16 05:09	1330-20-7	
Surrogates									
4-Bromofluorobenzene (S)	103	%	77-130		1		05/07/16 05:09	460-00-4	
1,2-Dichloroethane-d4 (S)	106	%	81-127		1		05/07/16 05:09	17060-07-0	
Toluene-d8 (S)	96	%	80-120		1		05/07/16 05:09	2037-26-5	
Preservation pH	**1.0**		0.10	0.10	1		05/07/16 05:09		

REPORT OF LABORATORY ANALYSIS

This report shall not be reproduced, except in full,
without the written consent of Pace Analytical Services, Inc..

Pace Analytical Services, Inc.
9608 Loiret Blvd.
Lenexa, KS 66219
(913)599-5665

ANALYTICAL RESULTS

Project: FORT SMITH, AR
Pace Project No.: 60218184

Sample: MW-63R-201605 **Lab ID: 60218184008** Collected: 05/02/16 17:45 Received: 05/03/16 05:00 Matrix: Water

Parameters	Results	Units	Report Limit	MDL	DF	Prepared	Analyzed	CAS No.	Qual
2320B Alkalinity	Analytical Method: SM 2320B								
Alkalinity,Bicarbonate (CaCO3)	**39.7**	mg/L	20.0	2.0	1		05/05/16 11:13		
Alkalinity, Carbonate (CaCO3)	ND	mg/L	20.0	2.0	1		05/05/16 11:13		
Alkalinity, Total as CaCO3	**39.7**	mg/L	20.0	2.0	1		05/05/16 11:13		
Iron, Ferric (Calculation)	Analytical Method: SM 3500-Fe B#4								
Iron, Ferric	**1.6**	mg/L	0.20		1		05/16/16 00:00	7439-89-6	
4500H+ pH, Electrometric	Analytical Method: SM 4500-H+B								
pH at 25 Degrees C	**5.8**	Std. Units	0.10	0.10	1		05/02/16 17:00		H6
4500S2D Sulfide, Total	Analytical Method: SM 4500-S-2 D								
Sulfide, Total	ND	mg/L	0.050	0.012	1		05/03/16 15:51	18496-25-8	
300.0 IC Anions 28 Days	Analytical Method: EPA 300.0								
Chloride	**144**	mg/L	10.0	5.0	10		05/06/16 14:17	16887-00-6	
Sulfate	**5.8**	mg/L	1.0	0.25	1		05/04/16 20:40	14808-79-8	
350.1 Ammonia	Analytical Method: EPA 350.1								
Nitrogen, Ammonia	ND	mg/L	0.10	0.046	1		05/03/16 13:30	7664-41-7	
353.2 Nitrogen, NO2/NO3 unpres	Analytical Method: EPA 353.2								
Nitrogen, Nitrate	**0.31**	mg/L	0.10	0.012	1		05/04/16 14:41		
Nitrogen, Nitrite	ND	mg/L	0.10	0.010	1		05/04/16 14:41		
Nitrogen, NO2 plus NO3	**0.31**	mg/L	0.10	0.012	1		05/04/16 14:41		
Total Carbon Dioxide Calc	Analytical Method: SM 4500-CO2 D								
Carbon Dioxide Calculation	**173**	mg/L	20.0	20.0	1		05/16/16 00:00		
5310C TOC	Analytical Method: SM 5310C								
Total Organic Carbon	**0.14J**	mg/L	1.0	0.054	1		05/09/16 20:20	7440-44-0	
SM4500P-E, Total Phosphorus	Analytical Method: SM 4500-P E Preparation Method: SM4500-P B								
Phosphate as P04	**0.084**	mg/L	0.030	0.010	1	05/09/16 08:54	05/10/16 10:41		

REPORT OF LABORATORY ANALYSIS

This report shall not be reproduced, except in full,
without the written consent of Pace Analytical Services, Inc..

Pace Analytical Services, Inc.
9608 Loiret Blvd.
Lenexa, KS 66219
(913)599-5665

ANALYTICAL RESULTS

Project: FORT SMITH, AR
Pace Project No.: 60218184

Sample: MW-39R-201605 **Lab ID: 60218184009** Collected: 05/02/16 13:20 Received: 05/03/16 05:00 Matrix: Water

Parameters	Results	Units	Report Limit	MDL	DF	Prepared	Analyzed	CAS No.	Qual
Alcohol by Direct Inject GCFID	Analytical Method: EPA 8015 - Alcohol								
2-Chloroethanol	ND	ug/L	10000	1510	1		05/06/16 14:13	107-07-3	
6010 MET ICP	Analytical Method: EPA 6010 Preparation Method: EPA 3010								
Iron	**7380**	ug/L	50.0	8.8	1	05/03/16 14:40	05/04/16 11:36	7439-89-6	
Manganese	**2980**	ug/L	5.0	0.25	1	05/03/16 14:40	05/04/16 11:36	7439-96-5	
8260 MSV	Analytical Method: EPA 5030B/8260								
Acetone	ND	ug/L	10.0	1.9	1		05/07/16 05:23	67-64-1	
Benzene	ND	ug/L	1.0	0.060	1		05/07/16 05:23	71-43-2	
Bromodichloromethane	ND	ug/L	1.0	0.19	1		05/07/16 05:23	75-27-4	
Bromoform	ND	ug/L	1.0	0.070	1		05/07/16 05:23	75-25-2	
Bromomethane	ND	ug/L	5.0	0.16	1		05/07/16 05:23	74-83-9	
2-Butanone (MEK)	ND	ug/L	10.0	0.59	1		05/07/16 05:23	78-93-3	
Carbon disulfide	ND	ug/L	5.0	0.12	1		05/07/16 05:23	75-15-0	
Carbon tetrachloride	ND	ug/L	1.0	0.18	1		05/07/16 05:23	56-23-5	
Chlorobenzene	ND	ug/L	1.0	0.21	1		05/07/16 05:23	108-90-7	
Chloroethane	ND	ug/L	1.0	0.15	1		05/07/16 05:23	75-00-3	
Chloroform	ND	ug/L	1.0	0.14	1		05/07/16 05:23	67-66-3	
Chloromethane	ND	ug/L	1.0	0.080	1		05/07/16 05:23	74-87-3	
Dibromochloromethane	ND	ug/L	1.0	0.21	1		05/07/16 05:23	124-48-1	
1,1-Dichloroethane	ND	ug/L	1.0	0.050	1		05/07/16 05:23	75-34-3	
1,2-Dichloroethane	ND	ug/L	1.0	0.12	1		05/07/16 05:23	107-06-2	
1,1-Dichloroethene	ND	ug/L	1.0	0.20	1		05/07/16 05:23	75-35-4	
cis-1,2-Dichloroethene	ND	ug/L	1.0	0.080	1		05/07/16 05:23	156-59-2	
trans-1,2-Dichloroethene	ND	ug/L	1.0	0.20	1		05/07/16 05:23	156-60-5	
1,2-Dichloropropane	ND	ug/L	1.0	0.16	1		05/07/16 05:23	78-87-5	
cis-1,3-Dichloropropene	ND	ug/L	1.0	0.14	1		05/07/16 05:23	10061-01-5	
trans-1,3-Dichloropropene	ND	ug/L	1.0	0.12	1		05/07/16 05:23	10061-02-6	
Ethylbenzene	ND	ug/L	1.0	0.18	1		05/07/16 05:23	100-41-4	
2-Hexanone	ND	ug/L	10.0	1.2	1		05/07/16 05:23	591-78-6	
Methylene chloride	ND	ug/L	1.0	0.15	1		05/07/16 05:23	75-09-2	
4-Methyl-2-pentanone (MIBK)	ND	ug/L	10.0	0.42	1		05/07/16 05:23	108-10-1	
Styrene	ND	ug/L	1.0	0.12	1		05/07/16 05:23	100-42-5	
1,1,2,2-Tetrachloroethane	ND	ug/L	1.0	0.15	1		05/07/16 05:23	79-34-5	
Tetrachloroethene	ND	ug/L	1.0	0.10	1		05/07/16 05:23	127-18-4	
Toluene	ND	ug/L	1.0	0.17	1		05/07/16 05:23	108-88-3	
1,1,1-Trichloroethane	ND	ug/L	1.0	0.11	1		05/07/16 05:23	71-55-6	
1,1,2-Trichloroethane	ND	ug/L	1.0	0.20	1		05/07/16 05:23	79-00-5	
Trichloroethene	ND	ug/L	1.0	0.17	1		05/07/16 05:23	79-01-6	
Vinyl chloride	ND	ug/L	1.0	0.13	1		05/07/16 05:23	75-01-4	
Xylene (Total)	ND	ug/L	3.0	0.42	1		05/07/16 05:23	1330-20-7	
Surrogates									
4-Bromofluorobenzene (S)	101	%	77-130		1		05/07/16 05:23	460-00-4	
1,2-Dichloroethane-d4 (S)	105	%	81-127		1		05/07/16 05:23	17060-07-0	
Toluene-d8 (S)	97	%	80-120		1		05/07/16 05:23	2037-26-5	
Preservation pH	**1.0**		0.10	0.10	1		05/07/16 05:23		

REPORT OF LABORATORY ANALYSIS

This report shall not be reproduced, except in full,
without the written consent of Pace Analytical Services, Inc..

Pace Analytical Services, Inc.
9608 Loiret Blvd.
Lenexa, KS 66219
(913)599-5665

ANALYTICAL RESULTS

Project: FORT SMITH, AR
Pace Project No.: 60218184

Sample: MW-39R-201605 **Lab ID: 60218184009** Collected: 05/02/16 13:20 Received: 05/03/16 05:00 Matrix: Water

Parameters	Results	Units	Report Limit	MDL	DF	Prepared	Analyzed	CAS No.	Qual
2320B Alkalinity	Analytical Method: SM 2320B								
Alkalinity,Bicarbonate (CaCO3)	**41.6**	mg/L	20.0	2.0	1		05/06/16 11:25		
Alkalinity, Carbonate (CaCO3)	ND	mg/L	20.0	2.0	1		05/06/16 11:25		
Alkalinity, Total as CaCO3	**41.6**	mg/L	20.0	2.0	1		05/06/16 11:25		
Iron, Ferric (Calculation)	Analytical Method: SM 3500-Fe B#4								
Iron, Ferric	**4.1**	mg/L	0.20		1		05/17/12 00:00	7439-89-6	
4500H+ pH, Electrometric	Analytical Method: SM 4500-H+B								
pH at 25 Degrees C	**5.7**	Std. Units	0.10	0.10	1		05/02/16 17:00		H6
4500S2D Sulfide, Total	Analytical Method: SM 4500-S-2 D								
Sulfide, Total	ND	mg/L	0.050	0.012	1		05/03/16 15:51	18496-25-8	
300.0 IC Anions 28 Days	Analytical Method: EPA 300.0								
Chloride	**320**	mg/L	50.0	25.0	50		05/06/16 15:05	16887-00-6	
Sulfate	**4.4**	mg/L	1.0	0.25	1		05/04/16 20:56	14808-79-8	
350.1 Ammonia	Analytical Method: EPA 350.1								
Nitrogen, Ammonia	ND	mg/L	0.10	0.046	1		05/03/16 13:31	7664-41-7	
353.2 Nitrogen, NO2/NO3 unpres	Analytical Method: EPA 353.2								
Nitrogen, Nitrate	**0.040J**	mg/L	0.10	0.012	1		05/03/16 12:33		
Nitrogen, Nitrite	ND	mg/L	0.10	0.010	1		05/03/16 12:33		
Nitrogen, NO2 plus NO3	**0.040J**	mg/L	0.10	0.012	1		05/03/16 12:33		
Total Carbon Dioxide Calc	Analytical Method: SM 4500-CO2 D								
Carbon Dioxide Calculation	**191**	mg/L	20.0	20.0	1		05/16/16 00:00		
5310C TOC	Analytical Method: SM 5310C								
Total Organic Carbon	**0.51J**	mg/L	1.0	0.054	1		05/10/16 10:14	7440-44-0	B,M1
SM4500P-E, Total Phosphorus	Analytical Method: SM 4500-P E Preparation Method: SM4500-P B								
Phosphate as P04	**0.12**	mg/L	0.030	0.010	1	05/09/16 08:54	05/10/16 10:41		

REPORT OF LABORATORY ANALYSIS

This report shall not be reproduced, except in full,
without the written consent of Pace Analytical Services, Inc..

Pace Analytical Services, Inc.
9608 Loiret Blvd.
Lenexa, KS 66219
(913)599-5665

ANALYTICAL RESULTS

Project: FORT SMITH, AR
Pace Project No.: 60218184

Sample: MW-40R-201605 **Lab ID: 60218184010** Collected: 05/02/16 15:35 Received: 05/03/16 05:00 Matrix: Water

Parameters	Results	Units	Report Limit	MDL	DF	Prepared	Analyzed	CAS No.	Qual
Alcohol by Direct Inject GCFID	Analytical Method: EPA 8015 - Alcohol								
2-Chloroethanol	ND	ug/L	10000	1510	1		05/06/16 14:24	107-07-3	
6010 MET ICP	Analytical Method: EPA 6010 Preparation Method: EPA 3010								
Iron	**14300**	ug/L	50.0	8.8	1	05/03/16 14:40	05/04/16 11:39	7439-89-6	
Manganese	**3660**	ug/L	5.0	0.25	1	05/03/16 14:40	05/04/16 11:39	7439-96-5	
8260 MSV	Analytical Method: EPA 5030B/8260								
Acetone	ND	ug/L	10.0	1.9	1		05/07/16 05:38	67-64-1	
Benzene	ND	ug/L	1.0	0.060	1		05/07/16 05:38	71-43-2	
Bromodichloromethane	ND	ug/L	1.0	0.19	1		05/07/16 05:38	75-27-4	
Bromoform	ND	ug/L	1.0	0.070	1		05/07/16 05:38	75-25-2	
Bromomethane	ND	ug/L	5.0	0.16	1		05/07/16 05:38	74-83-9	
2-Butanone (MEK)	ND	ug/L	10.0	0.59	1		05/07/16 05:38	78-93-3	
Carbon disulfide	ND	ug/L	5.0	0.12	1		05/07/16 05:38	75-15-0	
Carbon tetrachloride	ND	ug/L	1.0	0.18	1		05/07/16 05:38	56-23-5	
Chlorobenzene	ND	ug/L	1.0	0.21	1		05/07/16 05:38	108-90-7	
Chloroethane	ND	ug/L	1.0	0.15	1		05/07/16 05:38	75-00-3	
Chloroform	ND	ug/L	1.0	0.14	1		05/07/16 05:38	67-66-3	
Chloromethane	ND	ug/L	1.0	0.080	1		05/07/16 05:38	74-87-3	
Dibromochloromethane	ND	ug/L	1.0	0.21	1		05/07/16 05:38	124-48-1	
1,1-Dichloroethane	ND	ug/L	1.0	0.050	1		05/07/16 05:38	75-34-3	
1,2-Dichloroethane	ND	ug/L	1.0	0.12	1		05/07/16 05:38	107-06-2	
1,1-Dichloroethene	ND	ug/L	1.0	0.20	1		05/07/16 05:38	75-35-4	
cis-1,2-Dichloroethene	ND	ug/L	1.0	0.080	1		05/07/16 05:38	156-59-2	
trans-1,2-Dichloroethene	ND	ug/L	1.0	0.20	1		05/07/16 05:38	156-60-5	
1,2-Dichloropropane	ND	ug/L	1.0	0.16	1		05/07/16 05:38	78-87-5	
cis-1,3-Dichloropropene	ND	ug/L	1.0	0.14	1		05/07/16 05:38	10061-01-5	
trans-1,3-Dichloropropene	ND	ug/L	1.0	0.12	1		05/07/16 05:38	10061-02-6	
Ethylbenzene	ND	ug/L	1.0	0.18	1		05/07/16 05:38	100-41-4	
2-Hexanone	ND	ug/L	10.0	1.2	1		05/07/16 05:38	591-78-6	
Methylene chloride	ND	ug/L	1.0	0.15	1		05/07/16 05:38	75-09-2	
4-Methyl-2-pentanone (MIBK)	ND	ug/L	10.0	0.42	1		05/07/16 05:38	108-10-1	
Styrene	ND	ug/L	1.0	0.12	1		05/07/16 05:38	100-42-5	
1,1,2,2-Tetrachloroethane	ND	ug/L	1.0	0.15	1		05/07/16 05:38	79-34-5	
Tetrachloroethene	ND	ug/L	1.0	0.10	1		05/07/16 05:38	127-18-4	
Toluene	ND	ug/L	1.0	0.17	1		05/07/16 05:38	108-88-3	
1,1,1-Trichloroethane	ND	ug/L	1.0	0.11	1		05/07/16 05:38	71-55-6	
1,1,2-Trichloroethane	ND	ug/L	1.0	0.20	1		05/07/16 05:38	79-00-5	
Trichloroethene	ND	ug/L	1.0	0.17	1		05/07/16 05:38	79-01-6	
Vinyl chloride	ND	ug/L	1.0	0.13	1		05/07/16 05:38	75-01-4	
Xylene (Total)	ND	ug/L	3.0	0.42	1		05/07/16 05:38	1330-20-7	
Surrogates									
4-Bromofluorobenzene (S)	101	%	77-130		1		05/07/16 05:38	460-00-4	
1,2-Dichloroethane-d4 (S)	101	%	81-127		1		05/07/16 05:38	17060-07-0	
Toluene-d8 (S)	96	%	80-120		1		05/07/16 05:38	2037-26-5	
Preservation pH	**1.0**		0.10	0.10	1		05/07/16 05:38		

REPORT OF LABORATORY ANALYSIS

This report shall not be reproduced, except in full,
without the written consent of Pace Analytical Services, Inc..

Pace Analytical Services, Inc.
9608 Loiret Blvd.
Lenexa, KS 66219
(913)599-5665

ANALYTICAL RESULTS

Project: FORT SMITH, AR
Pace Project No.: 60218184

Sample: MW-40R-201605 **Lab ID: 60218184010** Collected: 05/02/16 15:35 Received: 05/03/16 05:00 Matrix: Water

Parameters	Results	Units	Report Limit	MDL	DF	Prepared	Analyzed	CAS No.	Qual
2320B Alkalinity	Analytical Method: SM 2320B								
Alkalinity,Bicarbonate (CaCO3)	**51.1**	mg/L	20.0	2.0	1		05/06/16 11:28		
Alkalinity, Carbonate (CaCO3)	ND	mg/L	20.0	2.0	1		05/06/16 11:28		
Alkalinity, Total as CaCO3	**51.1**	mg/L	20.0	2.0	1		05/06/16 11:28		
Iron, Ferric (Calculation)	Analytical Method: SM 3500-Fe B#4								
Iron, Ferric	**11.0**	mg/L	0.20		1		05/17/12 00:00	7439-89-6	
4500H+ pH, Electrometric	Analytical Method: SM 4500-H+B								
pH at 25 Degrees C	**5.9**	Std. Units	0.10	0.10	1		05/02/16 17:00		H6
4500S2D Sulfide, Total	Analytical Method: SM 4500-S-2 D								
Sulfide, Total	ND	mg/L	0.050	0.012	1		05/03/16 15:52	18496-25-8	
300.0 IC Anions 28 Days	Analytical Method: EPA 300.0								
Chloride	**224**	mg/L	20.0	10.0	20		05/06/16 15:20	16887-00-6	
Sulfate	**5.7**	mg/L	1.0	0.25	1		05/04/16 21:12	14808-79-8	
350.1 Ammonia	Analytical Method: EPA 350.1								
Nitrogen, Ammonia	ND	mg/L	0.10	0.046	1		05/03/16 13:33	7664-41-7	
353.2 Nitrogen, NO2/NO3 unpres	Analytical Method: EPA 353.2								
Nitrogen, Nitrate	ND	mg/L	0.10	0.012	1		05/03/16 12:37		
Nitrogen, Nitrite	ND	mg/L	0.10	0.010	1		05/03/16 12:37		
Nitrogen, NO2 plus NO3	ND	mg/L	0.10	0.012	1		05/03/16 12:37		
Total Carbon Dioxide Calc	Analytical Method: SM 4500-CO2 D								
Carbon Dioxide Calculation	**183**	mg/L	20.0	20.0	1		05/16/16 00:00		
5310C TOC	Analytical Method: SM 5310C								
Total Organic Carbon	**0.39J**	mg/L	1.0	0.054	1		05/09/16 20:46	7440-44-0	
SM4500P-E, Total Phosphorus	Analytical Method: SM 4500-P E Preparation Method: SM4500-P B								
Phosphate as P04	**0.15**	mg/L	0.030	0.010	1	05/09/16 08:54	05/10/16 10:41		

REPORT OF LABORATORY ANALYSIS

This report shall not be reproduced, except in full,
without the written consent of Pace Analytical Services, Inc..

Pace Analytical Services, Inc.
9608 Loiret Blvd.
Lenexa, KS 66219
(913)599-5665

ANALYTICAL RESULTS

Project: FORT SMITH, AR
Pace Project No.: 60218184

Sample: MW-26-201605 **Lab ID: 60218184011** Collected: 05/02/16 14:00 Received: 05/03/16 05:00 Matrix: Water

Parameters	Results	Units	Report Limit	MDL	DF	Prepared	Analyzed	CAS No.	Qual
Alcohol by Direct Inject GCFID	Analytical Method: EPA 8015 - Alcohol								
2-Chloroethanol	ND	ug/L	10000	1510	1		05/06/16 14:35	107-07-3	
6010 MET ICP	Analytical Method: EPA 6010 Preparation Method: EPA 3010								
Iron	**109**	ug/L	50.0	8.8	1	05/03/16 14:40	05/04/16 11:41	7439-89-6	
Manganese	**222**	ug/L	5.0	0.25	1	05/03/16 14:40	05/04/16 11:41	7439-96-5	
8260 MSV	Analytical Method: EPA 5030B/8260								
Acetone	ND	ug/L	10.0	1.9	1		05/07/16 05:52	67-64-1	
Benzene	ND	ug/L	1.0	0.060	1		05/07/16 05:52	71-43-2	
Bromodichloromethane	ND	ug/L	1.0	0.19	1		05/07/16 05:52	75-27-4	
Bromoform	ND	ug/L	1.0	0.070	1		05/07/16 05:52	75-25-2	
Bromomethane	ND	ug/L	5.0	0.16	1		05/07/16 05:52	74-83-9	
2-Butanone (MEK)	ND	ug/L	10.0	0.59	1		05/07/16 05:52	78-93-3	
Carbon disulfide	ND	ug/L	5.0	0.12	1		05/07/16 05:52	75-15-0	
Carbon tetrachloride	ND	ug/L	1.0	0.18	1		05/07/16 05:52	56-23-5	
Chlorobenzene	ND	ug/L	1.0	0.21	1		05/07/16 05:52	108-90-7	
Chloroethane	ND	ug/L	1.0	0.15	1		05/07/16 05:52	75-00-3	
Chloroform	ND	ug/L	1.0	0.14	1		05/07/16 05:52	67-66-3	
Chloromethane	ND	ug/L	1.0	0.080	1		05/07/16 05:52	74-87-3	
Dibromochloromethane	ND	ug/L	1.0	0.21	1		05/07/16 05:52	124-48-1	
1,1-Dichloroethane	ND	ug/L	1.0	0.050	1		05/07/16 05:52	75-34-3	
1,2-Dichloroethane	ND	ug/L	1.0	0.12	1		05/07/16 05:52	107-06-2	
1,1-Dichloroethene	ND	ug/L	1.0	0.20	1		05/07/16 05:52	75-35-4	
cis-1,2-Dichloroethene	ND	ug/L	1.0	0.080	1		05/07/16 05:52	156-59-2	
trans-1,2-Dichloroethene	ND	ug/L	1.0	0.20	1		05/07/16 05:52	156-60-5	
1,2-Dichloropropane	ND	ug/L	1.0	0.16	1		05/07/16 05:52	78-87-5	
cis-1,3-Dichloropropene	ND	ug/L	1.0	0.14	1		05/07/16 05:52	10061-01-5	
trans-1,3-Dichloropropene	ND	ug/L	1.0	0.12	1		05/07/16 05:52	10061-02-6	
Ethylbenzene	ND	ug/L	1.0	0.18	1		05/07/16 05:52	100-41-4	
2-Hexanone	ND	ug/L	10.0	1.2	1		05/07/16 05:52	591-78-6	
Methylene chloride	ND	ug/L	1.0	0.15	1		05/07/16 05:52	75-09-2	
4-Methyl-2-pentanone (MIBK)	ND	ug/L	10.0	0.42	1		05/07/16 05:52	108-10-1	
Styrene	ND	ug/L	1.0	0.12	1		05/07/16 05:52	100-42-5	
1,1,2,2-Tetrachloroethane	ND	ug/L	1.0	0.15	1		05/07/16 05:52	79-34-5	
Tetrachloroethene	ND	ug/L	1.0	0.10	1		05/07/16 05:52	127-18-4	
Toluene	ND	ug/L	1.0	0.17	1		05/07/16 05:52	108-88-3	
1,1,1-Trichloroethane	ND	ug/L	1.0	0.11	1		05/07/16 05:52	71-55-6	
1,1,2-Trichloroethane	ND	ug/L	1.0	0.20	1		05/07/16 05:52	79-00-5	
Trichloroethene	ND	ug/L	1.0	0.17	1		05/07/16 05:52	79-01-6	
Vinyl chloride	ND	ug/L	1.0	0.13	1		05/07/16 05:52	75-01-4	
Xylene (Total)	ND	ug/L	3.0	0.42	1		05/07/16 05:52	1330-20-7	
Surrogates									
4-Bromofluorobenzene (S)	102	%	77-130		1		05/07/16 05:52	460-00-4	
1,2-Dichloroethane-d4 (S)	101	%	81-127		1		05/07/16 05:52	17060-07-0	
Toluene-d8 (S)	97	%	80-120		1		05/07/16 05:52	2037-26-5	
Preservation pH	**1.0**		0.10	0.10	1		05/07/16 05:52		

REPORT OF LABORATORY ANALYSIS

This report shall not be reproduced, except in full,
without the written consent of Pace Analytical Services, Inc..

Pace Analytical Services, Inc.
9608 Loiret Blvd.
Lenexa, KS 66219
(913)599-5665

ANALYTICAL RESULTS

Project: FORT SMITH, AR
Pace Project No.: 60218184

Sample: MW-26-201605 **Lab ID: 60218184011** Collected: 05/02/16 14:00 Received: 05/03/16 05:00 Matrix: Water

Parameters	Results	Units	Report Limit	MDL	DF	Prepared	Analyzed	CAS No.	Qual
2320B Alkalinity	Analytical Method: SM 2320B								
Alkalinity,Bicarbonate (CaCO3)	**20.8**	mg/L	20.0	2.0	1		05/06/16 11:34		
Alkalinity, Carbonate (CaCO3)	ND	mg/L	20.0	2.0	1		05/06/16 11:34		
Alkalinity, Total as CaCO3	**20.8**	mg/L	20.0	2.0	1		05/06/16 11:34		
Iron, Ferric (Calculation)	Analytical Method: SM 3500-Fe B#4								
Iron, Ferric	ND	mg/L	0.20		1		05/16/16 00:00	7439-89-6	
4500H+ pH, Electrometric	Analytical Method: SM 4500-H+B								
pH at 25 Degrees C	**5.4**	Std. Units	0.10	0.10	1		05/02/16 17:00		H6
4500S2D Sulfide, Total	Analytical Method: SM 4500-S-2 D								
Sulfide, Total	ND	mg/L	0.050	0.012	1		05/03/16 15:52	18496-25-8	
300.0 IC Anions 28 Days	Analytical Method: EPA 300.0								
Chloride	**336**	mg/L	50.0	25.0	50		05/06/16 15:36	16887-00-6	
Sulfate	**10.1**	mg/L	1.0	0.25	1		05/04/16 21:28	14808-79-8	
350.1 Ammonia	Analytical Method: EPA 350.1								
Nitrogen, Ammonia	ND	mg/L	0.10	0.046	1		05/03/16 13:34	7664-41-7	
353.2 Nitrogen, NO2/NO3 unpres	Analytical Method: EPA 353.2								
Nitrogen, Nitrate	**2.8**	mg/L	0.10	0.012	1		05/03/16 12:35		
Nitrogen, Nitrite	ND	mg/L	0.10	0.010	1		05/03/16 12:35		
Nitrogen, NO2 plus NO3	**2.8**	mg/L	0.10	0.012	1		05/03/16 12:35		
Total Carbon Dioxide Calc	Analytical Method: SM 4500-CO2 D								
Carbon Dioxide Calculation	**184**	mg/L	20.0	20.0	1		05/16/16 00:00		
5310C TOC	Analytical Method: SM 5310C								
Total Organic Carbon	**0.069J**	mg/L	1.0	0.054	1		05/09/16 20:58	7440-44-0	
SM4500P-E, Total Phosphorus	Analytical Method: SM 4500-P E Preparation Method: SM4500-P B								
Phosphate as P04	**0.11**	mg/L	0.030	0.010	1	05/09/16 08:54	05/10/16 10:42		

REPORT OF LABORATORY ANALYSIS

This report shall not be reproduced, except in full,
without the written consent of Pace Analytical Services, Inc..

Pace Analytical Services, Inc.
9608 Loiret Blvd.
Lenexa, KS 66219
(913)599-5665

ANALYTICAL RESULTS

Project: FORT SMITH, AR
Pace Project No.: 60218184

Sample: ITMW-20-201605 **Lab ID: 60218184012** Collected: 05/02/16 17:00 Received: 05/03/16 05:00 Matrix: Water

Parameters	Results	Units	Report Limit	MDL	DF	Prepared	Analyzed	CAS No.	Qual
Alcohol by Direct Inject GCFID	Analytical Method: EPA 8015 - Alcohol								
2-Chloroethanol	ND	ug/L	10000	1510	1		05/10/16 15:53	107-07-3	
6010 MET ICP	Analytical Method: EPA 6010 Preparation Method: EPA 3010								
Iron	**68.4**	ug/L	50.0	8.8	1	05/03/16 14:40	05/04/16 11:43	7439-89-6	
Manganese	**7.5**	ug/L	5.0	0.25	1	05/03/16 14:40	05/04/16 11:43	7439-96-5	
8260 MSV	Analytical Method: EPA 5030B/8260								
Acetone	ND	ug/L	10.0	1.9	1		05/07/16 06:06	67-64-1	
Benzene	ND	ug/L	1.0	0.060	1		05/07/16 06:06	71-43-2	
Bromodichloromethane	ND	ug/L	1.0	0.19	1		05/07/16 06:06	75-27-4	
Bromoform	ND	ug/L	1.0	0.070	1		05/07/16 06:06	75-25-2	
Bromomethane	ND	ug/L	5.0	0.16	1		05/07/16 06:06	74-83-9	
2-Butanone (MEK)	ND	ug/L	10.0	0.59	1		05/07/16 06:06	78-93-3	
Carbon disulfide	ND	ug/L	5.0	0.12	1		05/07/16 06:06	75-15-0	
Carbon tetrachloride	ND	ug/L	1.0	0.18	1		05/07/16 06:06	56-23-5	
Chlorobenzene	ND	ug/L	1.0	0.21	1		05/07/16 06:06	108-90-7	
Chloroethane	ND	ug/L	1.0	0.15	1		05/07/16 06:06	75-00-3	
Chloroform	ND	ug/L	1.0	0.14	1		05/07/16 06:06	67-66-3	
Chloromethane	ND	ug/L	1.0	0.080	1		05/07/16 06:06	74-87-3	
Dibromochloromethane	ND	ug/L	1.0	0.21	1		05/07/16 06:06	124-48-1	
1,1-Dichloroethane	ND	ug/L	1.0	0.050	1		05/07/16 06:06	75-34-3	
1,2-Dichloroethane	ND	ug/L	1.0	0.12	1		05/07/16 06:06	107-06-2	
1,1-Dichloroethene	ND	ug/L	1.0	0.20	1		05/07/16 06:06	75-35-4	
cis-1,2-Dichloroethene	ND	ug/L	1.0	0.080	1		05/07/16 06:06	156-59-2	
trans-1,2-Dichloroethene	ND	ug/L	1.0	0.20	1		05/07/16 06:06	156-60-5	
1,2-Dichloropropane	ND	ug/L	1.0	0.16	1		05/07/16 06:06	78-87-5	
cis-1,3-Dichloropropene	ND	ug/L	1.0	0.14	1		05/07/16 06:06	10061-01-5	
trans-1,3-Dichloropropene	ND	ug/L	1.0	0.12	1		05/07/16 06:06	10061-02-6	
Ethylbenzene	ND	ug/L	1.0	0.18	1		05/07/16 06:06	100-41-4	
2-Hexanone	ND	ug/L	10.0	1.2	1		05/07/16 06:06	591-78-6	
Methylene chloride	ND	ug/L	1.0	0.15	1		05/07/16 06:06	75-09-2	
4-Methyl-2-pentanone (MIBK)	ND	ug/L	10.0	0.42	1		05/07/16 06:06	108-10-1	
Styrene	ND	ug/L	1.0	0.12	1		05/07/16 06:06	100-42-5	R1
1,1,2,2-Tetrachloroethane	ND	ug/L	1.0	0.15	1		05/07/16 06:06	79-34-5	
Tetrachloroethene	ND	ug/L	1.0	0.10	1		05/07/16 06:06	127-18-4	
Toluene	ND	ug/L	1.0	0.17	1		05/07/16 06:06	108-88-3	
1,1,1-Trichloroethane	ND	ug/L	1.0	0.11	1		05/07/16 06:06	71-55-6	
1,1,2-Trichloroethane	ND	ug/L	1.0	0.20	1		05/07/16 06:06	79-00-5	
Trichloroethene	ND	ug/L	1.0	0.17	1		05/07/16 06:06	79-01-6	M1,R1
Vinyl chloride	ND	ug/L	1.0	0.13	1		05/07/16 06:06	75-01-4	
Xylene (Total)	ND	ug/L	3.0	0.42	1		05/07/16 06:06	1330-20-7	
Surrogates									
4-Bromofluorobenzene (S)	100	%	77-130		1		05/07/16 06:06	460-00-4	
1,2-Dichloroethane-d4 (S)	101	%	81-127		1		05/07/16 06:06	17060-07-0	
Toluene-d8 (S)	99	%	80-120		1		05/07/16 06:06	2037-26-5	
Preservation pH	**1.0**		0.10	0.10	1		05/07/16 06:06		

REPORT OF LABORATORY ANALYSIS

This report shall not be reproduced, except in full,
without the written consent of Pace Analytical Services, Inc..

Pace Analytical Services, Inc.
9608 Loiret Blvd.
Lenexa, KS 66219
(913)599-5665

ANALYTICAL RESULTS

Project: FORT SMITH, AR
Pace Project No.: 60218184

Sample: ITMW-20-201605 **Lab ID: 60218184012** Collected: 05/02/16 17:00 Received: 05/03/16 05:00 Matrix: Water

Parameters	Results	Units	Report Limit	MDL	DF	Prepared	Analyzed	CAS No.	Qual
2320B Alkalinity	Analytical Method: SM 2320B								
Alkalinity,Bicarbonate (CaCO3)	**53.2**	mg/L	20.0	2.0	1		05/06/16 11:37		
Alkalinity, Carbonate (CaCO3)	ND	mg/L	20.0	2.0	1		05/06/16 11:37		
Alkalinity, Total as CaCO3	**53.2**	mg/L	20.0	2.0	1		05/06/16 11:37		
Iron, Ferric (Calculation)	Analytical Method: SM 3500-Fe B#4								
Iron, Ferric	ND	mg/L	0.20		1		05/16/16 00:00	7439-89-6	
4500H+ pH, Electrometric	Analytical Method: SM 4500-H+B								
pH at 25 Degrees C	**6.3**	Std. Units	0.10	0.10	1		05/02/16 17:00		H6
4500S2D Sulfide, Total	Analytical Method: SM 4500-S-2 D								
Sulfide, Total	ND	mg/L	0.050	0.012	1		05/03/16 15:52	18496-25-8	
300.0 IC Anions 28 Days	Analytical Method: EPA 300.0								
Chloride	**95.7**	mg/L	10.0	5.0	10		05/06/16 15:52	16887-00-6	
Sulfate	**16.8**	mg/L	1.0	0.25	1		05/04/16 21:44	14808-79-8	
350.1 Ammonia	Analytical Method: EPA 350.1								
Nitrogen, Ammonia	ND	mg/L	0.10	0.046	1		05/03/16 13:36	7664-41-7	
353.2 Nitrogen, NO2/NO3 unpres	Analytical Method: EPA 353.2								
Nitrogen, Nitrate	**0.72**	mg/L	0.10	0.012	1		05/03/16 12:42		
Nitrogen, Nitrite	ND	mg/L	0.10	0.010	1		05/03/16 12:42		
Nitrogen, NO2 plus NO3	**0.72**	mg/L	0.10	0.012	1		05/03/16 12:42		
Total Carbon Dioxide Calc	Analytical Method: SM 4500-CO2 D								
Carbon Dioxide Calculation	**100**	mg/L	20.0	20.0	1		05/16/16 00:00		
5310C TOC	Analytical Method: SM 5310C								
Total Organic Carbon	**0.31J**	mg/L	1.0	0.054	1		05/09/16 21:11	7440-44-0	
SM4500P-E, Total Phosphorus	Analytical Method: SM 4500-P E Preparation Method: SM4500-P B								
Phosphate as P04	**0.043**	mg/L	0.030	0.010	1	05/09/16 08:54	05/10/16 10:42		

REPORT OF LABORATORY ANALYSIS

This report shall not be reproduced, except in full,
without the written consent of Pace Analytical Services, Inc..

Pace Analytical Services, Inc.
9608 Loiret Blvd.
Lenexa, KS 66219
(913)599-5665

ANALYTICAL RESULTS

Project: FORT SMITH, AR
Pace Project No.: 60218184

Sample: TB-01-201605 **Lab ID: 60218184013** Collected: 05/02/16 12:55 Received: 05/03/16 05:00 Matrix: Water

Parameters	Results	Units	Report Limit	MDL	DF	Prepared	Analyzed	CAS No.	Qual
8260 MSV	Analytical Method: EPA 5030B/8260								
Acetone	ND	ug/L	10.0	1.9	1		05/07/16 02:30	67-64-1	
Benzene	ND	ug/L	1.0	0.060	1		05/07/16 02:30	71-43-2	
Bromodichloromethane	ND	ug/L	1.0	0.19	1		05/07/16 02:30	75-27-4	
Bromoform	ND	ug/L	1.0	0.070	1		05/07/16 02:30	75-25-2	
Bromomethane	ND	ug/L	5.0	0.16	1		05/07/16 02:30	74-83-9	
2-Butanone (MEK)	ND	ug/L	10.0	0.59	1		05/07/16 02:30	78-93-3	
Carbon disulfide	ND	ug/L	5.0	0.12	1		05/07/16 02:30	75-15-0	
Carbon tetrachloride	ND	ug/L	1.0	0.18	1		05/07/16 02:30	56-23-5	
Chlorobenzene	ND	ug/L	1.0	0.21	1		05/07/16 02:30	108-90-7	
Chloroethane	ND	ug/L	1.0	0.15	1		05/07/16 02:30	75-00-3	
Chloroform	ND	ug/L	1.0	0.14	1		05/07/16 02:30	67-66-3	
Chloromethane	ND	ug/L	1.0	0.080	1		05/07/16 02:30	74-87-3	
Dibromochloromethane	ND	ug/L	1.0	0.21	1		05/07/16 02:30	124-48-1	
1,1-Dichloroethane	ND	ug/L	1.0	0.050	1		05/07/16 02:30	75-34-3	
1,2-Dichloroethane	ND	ug/L	1.0	0.12	1		05/07/16 02:30	107-06-2	
1,1-Dichloroethene	ND	ug/L	1.0	0.20	1		05/07/16 02:30	75-35-4	
cis-1,2-Dichloroethene	ND	ug/L	1.0	0.080	1		05/07/16 02:30	156-59-2	
trans-1,2-Dichloroethene	ND	ug/L	1.0	0.20	1		05/07/16 02:30	156-60-5	
1,2-Dichloropropane	ND	ug/L	1.0	0.16	1		05/07/16 02:30	78-87-5	
cis-1,3-Dichloropropene	ND	ug/L	1.0	0.14	1		05/07/16 02:30	10061-01-5	
trans-1,3-Dichloropropene	ND	ug/L	1.0	0.12	1		05/07/16 02:30	10061-02-6	
Ethylbenzene	ND	ug/L	1.0	0.18	1		05/07/16 02:30	100-41-4	
2-Hexanone	ND	ug/L	10.0	1.2	1		05/07/16 02:30	591-78-6	
Methylene chloride	ND	ug/L	1.0	0.15	1		05/07/16 02:30	75-09-2	
4-Methyl-2-pentanone (MIBK)	ND	ug/L	10.0	0.42	1		05/07/16 02:30	108-10-1	
Styrene	ND	ug/L	1.0	0.12	1		05/07/16 02:30	100-42-5	
1,1,2,2-Tetrachloroethane	ND	ug/L	1.0	0.15	1		05/07/16 02:30	79-34-5	
Tetrachloroethene	ND	ug/L	1.0	0.10	1		05/07/16 02:30	127-18-4	
Toluene	ND	ug/L	1.0	0.17	1		05/07/16 02:30	108-88-3	
1,1,1-Trichloroethane	ND	ug/L	1.0	0.11	1		05/07/16 02:30	71-55-6	
1,1,2-Trichloroethane	ND	ug/L	1.0	0.20	1		05/07/16 02:30	79-00-5	
Trichloroethene	ND	ug/L	1.0	0.17	1		05/07/16 02:30	79-01-6	
Vinyl chloride	ND	ug/L	1.0	0.13	1		05/07/16 02:30	75-01-4	
Xylene (Total)	ND	ug/L	3.0	0.42	1		05/07/16 02:30	1330-20-7	
Surrogates									
4-Bromofluorobenzene (S)	102	%	77-130		1		05/07/16 02:30	460-00-4	
1,2-Dichloroethane-d4 (S)	101	%	81-127		1		05/07/16 02:30	17060-07-0	
Toluene-d8 (S)	98	%	80-120		1		05/07/16 02:30	2037-26-5	
Preservation pH	**1.0**		0.10	0.10	1		05/07/16 02:30		

REPORT OF LABORATORY ANALYSIS

This report shall not be reproduced, except in full,
without the written consent of Pace Analytical Services, Inc..

Pace Analytical Services, Inc.
9608 Loiret Blvd.
Lenexa, KS 66219
(913)599-5665

ANALYTICAL RESULTS

Project: FORT SMITH, AR
Pace Project No.: 60218184

Sample: TB-02-201605 **Lab ID: 60218184014** Collected: 05/02/16 12:55 Received: 05/03/16 05:00 Matrix: Water

Parameters	Results	Units	Report Limit	MDL	DF	Prepared	Analyzed	CAS No.	Qual
8260 MSV	Analytical Method: EPA 5030B/8260								
Acetone	ND	ug/L	10.0	1.9	1		05/07/16 02:45	67-64-1	
Benzene	ND	ug/L	1.0	0.060	1		05/07/16 02:45	71-43-2	
Bromodichloromethane	ND	ug/L	1.0	0.19	1		05/07/16 02:45	75-27-4	
Bromoform	ND	ug/L	1.0	0.070	1		05/07/16 02:45	75-25-2	
Bromomethane	ND	ug/L	5.0	0.16	1		05/07/16 02:45	74-83-9	
2-Butanone (MEK)	ND	ug/L	10.0	0.59	1		05/07/16 02:45	78-93-3	
Carbon disulfide	ND	ug/L	5.0	0.12	1		05/07/16 02:45	75-15-0	
Carbon tetrachloride	ND	ug/L	1.0	0.18	1		05/07/16 02:45	56-23-5	
Chlorobenzene	ND	ug/L	1.0	0.21	1		05/07/16 02:45	108-90-7	
Chloroethane	ND	ug/L	1.0	0.15	1		05/07/16 02:45	75-00-3	
Chloroform	ND	ug/L	1.0	0.14	1		05/07/16 02:45	67-66-3	
Chloromethane	ND	ug/L	1.0	0.080	1		05/07/16 02:45	74-87-3	
Dibromochloromethane	ND	ug/L	1.0	0.21	1		05/07/16 02:45	124-48-1	
1,1-Dichloroethane	ND	ug/L	1.0	0.050	1		05/07/16 02:45	75-34-3	
1,2-Dichloroethane	ND	ug/L	1.0	0.12	1		05/07/16 02:45	107-06-2	
1,1-Dichloroethene	ND	ug/L	1.0	0.20	1		05/07/16 02:45	75-35-4	
cis-1,2-Dichloroethene	ND	ug/L	1.0	0.080	1		05/07/16 02:45	156-59-2	
trans-1,2-Dichloroethene	ND	ug/L	1.0	0.20	1		05/07/16 02:45	156-60-5	
1,2-Dichloropropane	ND	ug/L	1.0	0.16	1		05/07/16 02:45	78-87-5	
cis-1,3-Dichloropropene	ND	ug/L	1.0	0.14	1		05/07/16 02:45	10061-01-5	
trans-1,3-Dichloropropene	ND	ug/L	1.0	0.12	1		05/07/16 02:45	10061-02-6	
Ethylbenzene	ND	ug/L	1.0	0.18	1		05/07/16 02:45	100-41-4	
2-Hexanone	ND	ug/L	10.0	1.2	1		05/07/16 02:45	591-78-6	
Methylene chloride	ND	ug/L	1.0	0.15	1		05/07/16 02:45	75-09-2	
4-Methyl-2-pentanone (MIBK)	ND	ug/L	10.0	0.42	1		05/07/16 02:45	108-10-1	
Styrene	ND	ug/L	1.0	0.12	1		05/07/16 02:45	100-42-5	
1,1,2,2-Tetrachloroethane	ND	ug/L	1.0	0.15	1		05/07/16 02:45	79-34-5	
Tetrachloroethene	ND	ug/L	1.0	0.10	1		05/07/16 02:45	127-18-4	
Toluene	ND	ug/L	1.0	0.17	1		05/07/16 02:45	108-88-3	
1,1,1-Trichloroethane	ND	ug/L	1.0	0.11	1		05/07/16 02:45	71-55-6	
1,1,2-Trichloroethane	ND	ug/L	1.0	0.20	1		05/07/16 02:45	79-00-5	
Trichloroethene	ND	ug/L	1.0	0.17	1		05/07/16 02:45	79-01-6	
Vinyl chloride	ND	ug/L	1.0	0.13	1		05/07/16 02:45	75-01-4	
Xylene (Total)	ND	ug/L	3.0	0.42	1		05/07/16 02:45	1330-20-7	
Surrogates									
4-Bromofluorobenzene (S)	102	%	77-130		1		05/07/16 02:45	460-00-4	
1,2-Dichloroethane-d4 (S)	111	%	81-127		1		05/07/16 02:45	17060-07-0	
Toluene-d8 (S)	98	%	80-120		1		05/07/16 02:45	2037-26-5	
Preservation pH	**1.0**		0.10	0.10	1		05/07/16 02:45		

REPORT OF LABORATORY ANALYSIS

This report shall not be reproduced, except in full,
without the written consent of Pace Analytical Services, Inc..

Pace Analytical Services, Inc.
9608 Loiret Blvd.
Lenexa, KS 66219
(913)599-5665

ANALYTICAL RESULTS

Project: FORT SMITH, AR
Pace Project No.: 60218184

Sample: TB-03-201605 **Lab ID: 60218184015** Collected: 05/02/16 12:55 Received: 05/03/16 05:00 Matrix: Water

Parameters	Results	Units	Report Limit	MDL	DF	Prepared	Analyzed	CAS No.	Qual
8260 MSV	Analytical Method: EPA 5030B/8260								
Acetone	ND	ug/L	10.0	1.9	1		05/07/16 02:59	67-64-1	
Benzene	ND	ug/L	1.0	0.060	1		05/07/16 02:59	71-43-2	
Bromodichloromethane	ND	ug/L	1.0	0.19	1		05/07/16 02:59	75-27-4	
Bromoform	ND	ug/L	1.0	0.070	1		05/07/16 02:59	75-25-2	
Bromomethane	ND	ug/L	5.0	0.16	1		05/07/16 02:59	74-83-9	
2-Butanone (MEK)	ND	ug/L	10.0	0.59	1		05/07/16 02:59	78-93-3	
Carbon disulfide	ND	ug/L	5.0	0.12	1		05/07/16 02:59	75-15-0	
Carbon tetrachloride	ND	ug/L	1.0	0.18	1		05/07/16 02:59	56-23-5	
Chlorobenzene	ND	ug/L	1.0	0.21	1		05/07/16 02:59	108-90-7	
Chloroethane	ND	ug/L	1.0	0.15	1		05/07/16 02:59	75-00-3	
Chloroform	ND	ug/L	1.0	0.14	1		05/07/16 02:59	67-66-3	
Chloromethane	ND	ug/L	1.0	0.080	1		05/07/16 02:59	74-87-3	
Dibromochloromethane	ND	ug/L	1.0	0.21	1		05/07/16 02:59	124-48-1	
1,1-Dichloroethane	ND	ug/L	1.0	0.050	1		05/07/16 02:59	75-34-3	
1,2-Dichloroethane	ND	ug/L	1.0	0.12	1		05/07/16 02:59	107-06-2	
1,1-Dichloroethene	ND	ug/L	1.0	0.20	1		05/07/16 02:59	75-35-4	
cis-1,2-Dichloroethene	ND	ug/L	1.0	0.080	1		05/07/16 02:59	156-59-2	
trans-1,2-Dichloroethene	ND	ug/L	1.0	0.20	1		05/07/16 02:59	156-60-5	
1,2-Dichloropropane	ND	ug/L	1.0	0.16	1		05/07/16 02:59	78-87-5	
cis-1,3-Dichloropropene	ND	ug/L	1.0	0.14	1		05/07/16 02:59	10061-01-5	
trans-1,3-Dichloropropene	ND	ug/L	1.0	0.12	1		05/07/16 02:59	10061-02-6	
Ethylbenzene	ND	ug/L	1.0	0.18	1		05/07/16 02:59	100-41-4	
2-Hexanone	ND	ug/L	10.0	1.2	1		05/07/16 02:59	591-78-6	
Methylene chloride	ND	ug/L	1.0	0.15	1		05/07/16 02:59	75-09-2	
4-Methyl-2-pentanone (MIBK)	ND	ug/L	10.0	0.42	1		05/07/16 02:59	108-10-1	
Styrene	ND	ug/L	1.0	0.12	1		05/07/16 02:59	100-42-5	
1,1,2,2-Tetrachloroethane	ND	ug/L	1.0	0.15	1		05/07/16 02:59	79-34-5	
Tetrachloroethene	ND	ug/L	1.0	0.10	1		05/07/16 02:59	127-18-4	
Toluene	ND	ug/L	1.0	0.17	1		05/07/16 02:59	108-88-3	
1,1,1-Trichloroethane	ND	ug/L	1.0	0.11	1		05/07/16 02:59	71-55-6	
1,1,2-Trichloroethane	ND	ug/L	1.0	0.20	1		05/07/16 02:59	79-00-5	
Trichloroethene	ND	ug/L	1.0	0.17	1		05/07/16 02:59	79-01-6	
Vinyl chloride	ND	ug/L	1.0	0.13	1		05/07/16 02:59	75-01-4	
Xylene (Total)	ND	ug/L	3.0	0.42	1		05/07/16 02:59	1330-20-7	
Surrogates									
4-Bromofluorobenzene (S)	101	%	77-130		1		05/07/16 02:59	460-00-4	
1,2-Dichloroethane-d4 (S)	99	%	81-127		1		05/07/16 02:59	17060-07-0	
Toluene-d8 (S)	97	%	80-120		1		05/07/16 02:59	2037-26-5	
Preservation pH	**1.0**		0.10	0.10	1		05/07/16 02:59		

REPORT OF LABORATORY ANALYSIS

This report shall not be reproduced, except in full,
without the written consent of Pace Analytical Services, Inc..

Pace Analytical Services, Inc.
9608 Loiret Blvd.
Lenexa, KS 66219
(913)599-5665

ANALYTICAL RESULTS

Project: FORT SMITH, AR
Pace Project No.: 60218184

Sample: EB-01-201605 **Lab ID: 60218184016** Collected: 05/02/16 16:45 Received: 05/03/16 05:00 Matrix: Water

Parameters	Results	Units	Report Limit	MDL	DF	Prepared	Analyzed	CAS No.	Qual
8260 MSV	Analytical Method: EPA 5030B/8260								
Acetone	ND	ug/L	10.0	1.9	1		05/07/16 03:14	67-64-1	
Benzene	ND	ug/L	1.0	0.060	1		05/07/16 03:14	71-43-2	
Bromodichloromethane	ND	ug/L	1.0	0.19	1		05/07/16 03:14	75-27-4	
Bromoform	ND	ug/L	1.0	0.070	1		05/07/16 03:14	75-25-2	
Bromomethane	ND	ug/L	5.0	0.16	1		05/07/16 03:14	74-83-9	
2-Butanone (MEK)	ND	ug/L	10.0	0.59	1		05/07/16 03:14	78-93-3	
Carbon disulfide	ND	ug/L	5.0	0.12	1		05/07/16 03:14	75-15-0	
Carbon tetrachloride	ND	ug/L	1.0	0.18	1		05/07/16 03:14	56-23-5	
Chlorobenzene	ND	ug/L	1.0	0.21	1		05/07/16 03:14	108-90-7	
Chloroethane	ND	ug/L	1.0	0.15	1		05/07/16 03:14	75-00-3	
Chloroform	ND	ug/L	1.0	0.14	1		05/07/16 03:14	67-66-3	
Chloromethane	ND	ug/L	1.0	0.080	1		05/07/16 03:14	74-87-3	
Dibromochloromethane	ND	ug/L	1.0	0.21	1		05/07/16 03:14	124-48-1	
1,1-Dichloroethane	ND	ug/L	1.0	0.050	1		05/07/16 03:14	75-34-3	
1,2-Dichloroethane	ND	ug/L	1.0	0.12	1		05/07/16 03:14	107-06-2	
1,1-Dichloroethene	ND	ug/L	1.0	0.20	1		05/07/16 03:14	75-35-4	
cis-1,2-Dichloroethene	ND	ug/L	1.0	0.080	1		05/07/16 03:14	156-59-2	
trans-1,2-Dichloroethene	ND	ug/L	1.0	0.20	1		05/07/16 03:14	156-60-5	
1,2-Dichloropropane	ND	ug/L	1.0	0.16	1		05/07/16 03:14	78-87-5	
cis-1,3-Dichloropropene	ND	ug/L	1.0	0.14	1		05/07/16 03:14	10061-01-5	
trans-1,3-Dichloropropene	ND	ug/L	1.0	0.12	1		05/07/16 03:14	10061-02-6	
Ethylbenzene	ND	ug/L	1.0	0.18	1		05/07/16 03:14	100-41-4	
2-Hexanone	ND	ug/L	10.0	1.2	1		05/07/16 03:14	591-78-6	
Methylene chloride	ND	ug/L	1.0	0.15	1		05/07/16 03:14	75-09-2	
4-Methyl-2-pentanone (MIBK)	ND	ug/L	10.0	0.42	1		05/07/16 03:14	108-10-1	
Styrene	ND	ug/L	1.0	0.12	1		05/07/16 03:14	100-42-5	
1,1,2,2-Tetrachloroethane	ND	ug/L	1.0	0.15	1		05/07/16 03:14	79-34-5	
Tetrachloroethene	ND	ug/L	1.0	0.10	1		05/07/16 03:14	127-18-4	
Toluene	ND	ug/L	1.0	0.17	1		05/07/16 03:14	108-88-3	
1,1,1-Trichloroethane	ND	ug/L	1.0	0.11	1		05/07/16 03:14	71-55-6	
1,1,2-Trichloroethane	ND	ug/L	1.0	0.20	1		05/07/16 03:14	79-00-5	
Trichloroethene	ND	ug/L	1.0	0.17	1		05/07/16 03:14	79-01-6	
Vinyl chloride	ND	ug/L	1.0	0.13	1		05/07/16 03:14	75-01-4	
Xylene (Total)	ND	ug/L	3.0	0.42	1		05/07/16 03:14	1330-20-7	
Surrogates									
4-Bromofluorobenzene (S)	102	%	77-130		1		05/07/16 03:14	460-00-4	
1,2-Dichloroethane-d4 (S)	112	%	81-127		1		05/07/16 03:14	17060-07-0	
Toluene-d8 (S)	98	%	80-120		1		05/07/16 03:14	2037-26-5	
Preservation pH	**1.0**		0.10	0.10	1		05/07/16 03:14		

REPORT OF LABORATORY ANALYSIS

This report shall not be reproduced, except in full,
without the written consent of Pace Analytical Services, Inc..

Pace Analytical Services, Inc.
9608 Loiret Blvd.
Lenexa, KS 66219
(913)599-5665

ANALYTICAL RESULTS

Project: FORT SMITH, AR
Pace Project No.: 60218184

Sample: EB-02-201605 **Lab ID: 60218184017** Collected: 05/02/16 17:00 Received: 05/03/16 05:00 Matrix: Water

Parameters	Results	Units	Report Limit	MDL	DF	Prepared	Analyzed	CAS No.	Qual
8260 MSV	Analytical Method: EPA 5030B/8260								
Acetone	ND	ug/L	10.0	1.9	1		05/09/16 20:49	67-64-1	
Benzene	ND	ug/L	1.0	0.060	1		05/09/16 20:49	71-43-2	
Bromodichloromethane	ND	ug/L	1.0	0.19	1		05/09/16 20:49	75-27-4	
Bromoform	ND	ug/L	1.0	0.070	1		05/09/16 20:49	75-25-2	
Bromomethane	ND	ug/L	5.0	0.16	1		05/09/16 20:49	74-83-9	
2-Butanone (MEK)	ND	ug/L	10.0	0.59	1		05/09/16 20:49	78-93-3	
Carbon disulfide	ND	ug/L	5.0	0.12	1		05/09/16 20:49	75-15-0	
Carbon tetrachloride	ND	ug/L	1.0	0.18	1		05/09/16 20:49	56-23-5	
Chlorobenzene	ND	ug/L	1.0	0.21	1		05/09/16 20:49	108-90-7	
Chloroethane	ND	ug/L	1.0	0.15	1		05/09/16 20:49	75-00-3	
Chloroform	ND	ug/L	1.0	0.14	1		05/09/16 20:49	67-66-3	
Chloromethane	ND	ug/L	1.0	0.080	1		05/09/16 20:49	74-87-3	
Dibromochloromethane	ND	ug/L	1.0	0.21	1		05/09/16 20:49	124-48-1	
1,1-Dichloroethane	ND	ug/L	1.0	0.050	1		05/09/16 20:49	75-34-3	
1,2-Dichloroethane	ND	ug/L	1.0	0.12	1		05/09/16 20:49	107-06-2	
1,1-Dichloroethene	ND	ug/L	1.0	0.20	1		05/09/16 20:49	75-35-4	
cis-1,2-Dichloroethene	ND	ug/L	1.0	0.080	1		05/09/16 20:49	156-59-2	
trans-1,2-Dichloroethene	ND	ug/L	1.0	0.20	1		05/09/16 20:49	156-60-5	
1,2-Dichloropropane	ND	ug/L	1.0	0.16	1		05/09/16 20:49	78-87-5	
cis-1,3-Dichloropropene	ND	ug/L	1.0	0.14	1		05/09/16 20:49	10061-01-5	
trans-1,3-Dichloropropene	ND	ug/L	1.0	0.12	1		05/09/16 20:49	10061-02-6	
Ethylbenzene	ND	ug/L	1.0	0.18	1		05/09/16 20:49	100-41-4	
2-Hexanone	ND	ug/L	10.0	1.2	1		05/09/16 20:49	591-78-6	
Methylene chloride	ND	ug/L	1.0	0.15	1		05/09/16 20:49	75-09-2	
4-Methyl-2-pentanone (MIBK)	ND	ug/L	10.0	0.42	1		05/09/16 20:49	108-10-1	
Styrene	ND	ug/L	1.0	0.12	1		05/09/16 20:49	100-42-5	
1,1,2,2-Tetrachloroethane	ND	ug/L	1.0	0.15	1		05/09/16 20:49	79-34-5	
Tetrachloroethene	ND	ug/L	1.0	0.10	1		05/09/16 20:49	127-18-4	
Toluene	ND	ug/L	1.0	0.17	1		05/09/16 20:49	108-88-3	
1,1,1-Trichloroethane	ND	ug/L	1.0	0.11	1		05/09/16 20:49	71-55-6	
1,1,2-Trichloroethane	ND	ug/L	1.0	0.20	1		05/09/16 20:49	79-00-5	
Trichloroethene	ND	ug/L	1.0	0.17	1		05/09/16 20:49	79-01-6	
Vinyl chloride	ND	ug/L	1.0	0.13	1		05/09/16 20:49	75-01-4	
Xylene (Total)	ND	ug/L	3.0	0.42	1		05/09/16 20:49	1330-20-7	
Surrogates									
4-Bromofluorobenzene (S)	99	%	77-130		1		05/09/16 20:49	460-00-4	
1,2-Dichloroethane-d4 (S)	98	%	81-127		1		05/09/16 20:49	17060-07-0	
Toluene-d8 (S)	99	%	80-120		1		05/09/16 20:49	2037-26-5	
Preservation pH	**1.0**		0.10	0.10	1		05/09/16 20:49		

REPORT OF LABORATORY ANALYSIS

This report shall not be reproduced, except in full,
without the written consent of Pace Analytical Services, Inc..

Pace Analytical Services, Inc.
9608 Loiret Blvd.
Lenexa, KS 66219
(913)599-5665

QUALITY CONTROL DATA

Project: FORT SMITH, AR
Pace Project No.: 60218184

QC Batch: GCSV/5416 Analysis Method: EPA 8015 - Alcohol
QC Batch Method: EPA 8015 - Alcohol Analysis Description: Alcohol by Direct Inject GCFID
Associated Lab Samples: 60218184001, 60218184002, 60218184003, 60218184004, 60218184005, 60218184006, 60218184007, 60218184008, 60218184009, 60218184010, 60218184011

METHOD BLANK: 225181 Matrix: Water
Associated Lab Samples:

Parameter	Units	Blank Result	Reporting Limit	MDL	Analyzed	Qualifiers
2-Chloroethanol	ug/L	ND	10000	1510	05/06/16 10:20	

LABORATORY CONTROL SAMPLE: 225182

Parameter	Units	Spike Conc.	LCS Result	LCS % Rec	% Rec Limits	Qualifiers
2-Chloroethanol	ug/L	100000	91600	92	40-140	

MATRIX SPIKE & MATRIX SPIKE DUPLICATE: 225183 225184

Parameter	Units	60218184006 Result	MS Spike Conc.	MSD Spike Conc.	MS Result	MSD Result	MS % Rec	MSD % Rec	% Rec Limits	RPD	Max RPD	Qual
2-Chloroethanol	ug/L	ND	100000	100000	92100	80900	92	81	40-140	13	40	

Results presented on this page are in the units indicated by the "Units" column except where an alternate unit is presented to the right of the result.

REPORT OF LABORATORY ANALYSIS

This report shall not be reproduced, except in full,
without the written consent of Pace Analytical Services, Inc..

Pace Analytical Services, Inc.
9608 Loiret Blvd.
Lenexa, KS 66219
(913)599-5665

QUALITY CONTROL DATA

Project: FORT SMITH, AR
Pace Project No.: 60218184

QC Batch: GCSV/5417
QC Batch Method: EPA 8015 - Alcohol
Analysis Method: EPA 8015 - Alcohol
Analysis Description: Alcohol by Direct Inject GCFID
Associated Lab Samples: 60218184012

METHOD BLANK: 225185 Matrix: Water
Associated Lab Samples:

Parameter	Units	Blank Result	Reporting Limit	MDL	Analyzed	Qualifiers
2-Chloroethanol	ug/L	ND	10000	1510	05/10/16 15:07	

LABORATORY CONTROL SAMPLE: 225186

Parameter	Units	Spike Conc.	LCS Result	LCS % Rec	% Rec Limits	Qualifiers
2-Chloroethanol	ug/L	100000	96300	96	40-140	

MATRIX SPIKE & MATRIX SPIKE DUPLICATE: 225187 225188

Parameter	Units	60218184012 Result	MS Spike Conc.	MSD Spike Conc.	MS Result	MSD Result	MS % Rec	MSD % Rec	% Rec Limits	RPD	Max RPD	Qual
2-Chloroethanol	ug/L	ND	100000	100000	101000	98800	101	99	40-140	2	40	

Results presented on this page are in the units indicated by the "Units" column except where an alternate unit is presented to the right of the result.

REPORT OF LABORATORY ANALYSIS

This report shall not be reproduced, except in full,
without the written consent of Pace Analytical Services, Inc..

Pace Analytical Services, Inc.
9608 Loiret Blvd.
Lenexa, KS 66219
(913)599-5665

QUALITY CONTROL DATA

Project: FORT SMITH, AR
Pace Project No.: 60218184

QC Batch: MPRP/35756 Analysis Method: EPA 6010
QC Batch Method: EPA 3010 Analysis Description: 6010 MET
Associated Lab Samples: 60218184001, 60218184002, 60218184003, 60218184004, 60218184005, 60218184006, 60218184007, 60218184008, 60218184009, 60218184010, 60218184011, 60218184012

METHOD BLANK: 1750986 Matrix: Water
Associated Lab Samples: 60218184001, 60218184002, 60218184003, 60218184004, 60218184005, 60218184006, 60218184007, 60218184008, 60218184009, 60218184010, 60218184011, 60218184012

Parameter	Units	Blank Result	Reporting Limit	MDL	Analyzed	Qualifiers
Iron	ug/L	ND	50.0	8.8	05/04/16 11:05	
Manganese	ug/L	ND	5.0	0.25	05/04/16 11:05	

LABORATORY CONTROL SAMPLE: 1750987

Parameter	Units	Spike Conc.	LCS Result	LCS % Rec	% Rec Limits	Qualifiers
Iron	ug/L	10000	9680	97	80-120	
Manganese	ug/L	1000	937	94	80-120	

MATRIX SPIKE & MATRIX SPIKE DUPLICATE: 1750988 1750989

Parameter	Units	60218184006 Result	MS Spike Conc.	MSD Spike Conc.	MS Result	MSD Result	MS % Rec	MSD % Rec	% Rec Limits	RPD	Max RPD	Qual
Iron	ug/L	180	10000	10000	9930	10000	97	99	75-125	1	20	
Manganese	ug/L	1370	1000	1000	2280	2320	92	96	75-125	2	20	

MATRIX SPIKE & MATRIX SPIKE DUPLICATE: 1750990 1750991

Parameter	Units	60218184012 Result	MS Spike Conc.	MSD Spike Conc.	MS Result	MSD Result	MS % Rec	MSD % Rec	% Rec Limits	RPD	Max RPD	Qual
Iron	ug/L	68.4	10000	10000	9810	9940	97	99	75-125	1	20	
Manganese	ug/L	7.5	1000	1000	956	956	95	95	75-125	0	20	

Results presented on this page are in the units indicated by the "Units" column except where an alternate unit is presented to the right of the result.

REPORT OF LABORATORY ANALYSIS

This report shall not be reproduced, except in full,
without the written consent of Pace Analytical Services, Inc..

Pace Analytical Services, Inc.
9608 Loiret Blvd.
Lenexa, KS 66219
(913)599-5665

QUALITY CONTROL DATA

Project: FORT SMITH, AR
Pace Project No.: 60218184

QC Batch: MSV/75624 Analysis Method: EPA 5030B/8260
QC Batch Method: EPA 5030B/8260 Analysis Description: 8260 MSV Water 10 mL Purge
Associated Lab Samples: 60218184001, 60218184002, 60218184003, 60218184004, 60218184005, 60218184006, 60218184007, 60218184008, 60218184009, 60218184010, 60218184011, 60218184012, 60218184013, 60218184014, 60218184015, 60218184016

METHOD BLANK: 1753103 Matrix: Water
Associated Lab Samples: 60218184001, 60218184002, 60218184003, 60218184004, 60218184005, 60218184006, 60218184007, 60218184008, 60218184009, 60218184010, 60218184011, 60218184012, 60218184013, 60218184014, 60218184015, 60218184016

Parameter	Units	Blank Result	Reporting Limit	MDL	Analyzed	Qualifiers
1,1,1-Trichloroethane	ug/L	ND	1.0	0.11	05/07/16 02:16	
1,1,2,2-Tetrachloroethane	ug/L	ND	1.0	0.15	05/07/16 02:16	
1,1,2-Trichloroethane	ug/L	ND	1.0	0.20	05/07/16 02:16	
1,1-Dichloroethane	ug/L	ND	1.0	0.050	05/07/16 02:16	
1,1-Dichloroethene	ug/L	ND	1.0	0.20	05/07/16 02:16	
1,2-Dichloroethane	ug/L	ND	1.0	0.12	05/07/16 02:16	
1,2-Dichloropropane	ug/L	ND	1.0	0.16	05/07/16 02:16	
2-Butanone (MEK)	ug/L	ND	10.0	0.59	05/07/16 02:16	
2-Hexanone	ug/L	ND	10.0	1.2	05/07/16 02:16	
4-Methyl-2-pentanone (MIBK)	ug/L	ND	10.0	0.42	05/07/16 02:16	
Acetone	ug/L	ND	10.0	1.9	05/07/16 02:16	
Benzene	ug/L	ND	1.0	0.060	05/07/16 02:16	
Bromodichloromethane	ug/L	ND	1.0	0.19	05/07/16 02:16	
Bromoform	ug/L	ND	1.0	0.070	05/07/16 02:16	
Bromomethane	ug/L	ND	5.0	0.16	05/07/16 02:16	
Carbon disulfide	ug/L	ND	5.0	0.12	05/07/16 02:16	
Carbon tetrachloride	ug/L	ND	1.0	0.18	05/07/16 02:16	
Chlorobenzene	ug/L	ND	1.0	0.21	05/07/16 02:16	
Chloroethane	ug/L	ND	1.0	0.15	05/07/16 02:16	
Chloroform	ug/L	ND	1.0	0.14	05/07/16 02:16	
Chloromethane	ug/L	ND	1.0	0.080	05/07/16 02:16	
cis-1,2-Dichloroethene	ug/L	ND	1.0	0.080	05/07/16 02:16	
cis-1,3-Dichloropropene	ug/L	ND	1.0	0.14	05/07/16 02:16	
Dibromochloromethane	ug/L	ND	1.0	0.21	05/07/16 02:16	
Ethylbenzene	ug/L	ND	1.0	0.18	05/07/16 02:16	
Methylene chloride	ug/L	0.93J	1.0	0.15	05/07/16 02:16	
Styrene	ug/L	ND	1.0	0.12	05/07/16 02:16	
Tetrachloroethene	ug/L	ND	1.0	0.10	05/07/16 02:16	
Toluene	ug/L	ND	1.0	0.17	05/07/16 02:16	
trans-1,2-Dichloroethene	ug/L	ND	1.0	0.20	05/07/16 02:16	
trans-1,3-Dichloropropene	ug/L	ND	1.0	0.12	05/07/16 02:16	
Trichloroethene	ug/L	ND	1.0	0.17	05/07/16 02:16	
Vinyl chloride	ug/L	ND	1.0	0.13	05/07/16 02:16	
Xylene (Total)	ug/L	ND	3.0	0.42	05/07/16 02:16	
1,2-Dichloroethane-d4 (S)	%	100	81-127		05/07/16 02:16	
4-Bromofluorobenzene (S)	%	100	77-130		05/07/16 02:16	
Toluene-d8 (S)	%	97	80-120		05/07/16 02:16	

Results presented on this page are in the units indicated by the "Units" column except where an alternate unit is presented to the right of the result.

REPORT OF LABORATORY ANALYSIS

This report shall not be reproduced, except in full,
without the written consent of Pace Analytical Services, Inc..

Pace Analytical Services, Inc.
9608 Loiret Blvd.
Lenexa, KS 66219
(913)599-5665

QUALITY CONTROL DATA

Project: FORT SMITH, AR
Pace Project No.: 60218184

LABORATORY CONTROL SAMPLE: 1753104

Parameter	Units	Spike Conc.	LCS Result	LCS % Rec	% Rec Limits	Qualifiers
1,1,1-Trichloroethane	ug/L	20	19.9	100	81-116	
1,1,2,2-Tetrachloroethane	ug/L	20	19.0	95	72-117	
1,1,2-Trichloroethane	ug/L	20	21.0	105	79-108	
1,1-Dichloroethane	ug/L	20	20.4	102	83-117	
1,1-Dichloroethene	ug/L	20	19.8	99	74-114	
1,2-Dichloroethane	ug/L	20	20.2	101	72-116	
1,2-Dichloropropane	ug/L	20	20.4	102	80-120	
2-Butanone (MEK)	ug/L	100	101	101	67-129	
2-Hexanone	ug/L	100	98.7	99	70-128	
4-Methyl-2-pentanone (MIBK)	ug/L	100	106	106	80-120	
Acetone	ug/L	100	102	102	56-142	
Benzene	ug/L	20	21.2	106	79-116	
Bromodichloromethane	ug/L	20	20.2	101	80-120	
Bromoform	ug/L	20	19.1	96	73-114	
Bromomethane	ug/L	20	15.7	79	49-153	
Carbon disulfide	ug/L	20	20.3	101	82-121	
Carbon tetrachloride	ug/L	20	20.1	101	80-116	
Chlorobenzene	ug/L	20	20.5	102	80-120	
Chloroethane	ug/L	20	20.0	100	67-124	
Chloroform	ug/L	20	19.9	100	79-120	
Chloromethane	ug/L	20	19.5	98	10-192	
cis-1,2-Dichloroethene	ug/L	20	19.6	98	80-120	
cis-1,3-Dichloropropene	ug/L	20	20.4	102	80-120	
Dibromochloromethane	ug/L	20	20.6	103	80-120	
Ethylbenzene	ug/L	20	20.4	102	80-120	
Methylene chloride	ug/L	20	20.8	104	80-120	
Styrene	ug/L	20	20.7	103	80-120	
Tetrachloroethene	ug/L	20	19.7	98	80-120	
Toluene	ug/L	20	20.4	102	80-120	
trans-1,2-Dichloroethene	ug/L	20	19.8	99	78-108	
trans-1,3-Dichloropropene	ug/L	20	20.3	101	85-120	
Trichloroethene	ug/L	20	20.7	103	76-114	
Vinyl chloride	ug/L	20	19.4	97	69-129	
Xylene (Total)	ug/L	60	61.1	102	80-120	
1,2-Dichloroethane-d4 (S)	%			99	81-127	
4-Bromofluorobenzene (S)	%			100	77-130	
Toluene-d8 (S)	%			98	80-120	

MATRIX SPIKE & MATRIX SPIKE DUPLICATE: 1753105 1753106

Parameter	Units	60218184006 Result	MS Spike Conc.	MSD Spike Conc.	MS Result	MSD Result	MS % Rec	MSD % Rec	% Rec Limits	RPD	Max RPD	Qual
1,1,1-Trichloroethane	ug/L	ND	20	20	22.2	21.4	111	107	70-135	4	12	
1,1,2,2-Tetrachloroethane	ug/L	ND	20	20	22.2	18.5	111	92	54-136	18	15	R1
1,1,2-Trichloroethane	ug/L	ND	20	20	21.5	18.9	108	94	70-113	13	15	

Results presented on this page are in the units indicated by the "Units" column except where an alternate unit is presented to the right of the result.

REPORT OF LABORATORY ANALYSIS

This report shall not be reproduced, except in full,
without the written consent of Pace Analytical Services, Inc..

Pace Analytical Services, Inc.
9608 Loiret Blvd.
Lenexa, KS 66219
(913)599-5665

QUALITY CONTROL DATA

Project: FORT SMITH, AR
Pace Project No.: 60218184

MATRIX SPIKE & MATRIX SPIKE DUPLICATE: 1753105 1753106

Parameter	Units	60218184006 Result	MS Spike Conc.	MSD Spike Conc.	MS Result	MSD Result	MS % Rec	MSD % Rec	% Rec Limits	RPD	Max RPD	Qual
1,1-Dichloroethane	ug/L	ND	20	20	22.3	20.8	112	104	80-122	7	13	
1,1-Dichloroethene	ug/L	ND	20	20	22.6	21.5	113	108	73-118	5	14	
1,2-Dichloroethane	ug/L	ND	20	20	21.3	19.5	107	98	54-137	9	41	
1,2-Dichloropropane	ug/L	ND	20	20	21.5	20.3	107	102	77-116	6	12	
2-Butanone (MEK)	ug/L	ND	100	100	104	90.5	104	91	30-127	13	18	
2-Hexanone	ug/L	ND	100	100	103	89.0	103	89	44-124	14	18	
4-Methyl-2-pentanone (MIBK)	ug/L	ND	100	100	107	96.1	107	96	70-124	11	15	
Acetone	ug/L	ND	100	100	100	89.8	100	90	10-132	11	20	
Benzene	ug/L	ND	20	20	22.6	21.1	113	105	37-151	7	40	
Bromodichloromethane	ug/L	ND	20	20	20.7	19.6	104	98	76-118	6	11	
Bromoform	ug/L	ND	20	20	20.2	19.4	101	97	64-113	4	15	
Bromomethane	ug/L	ND	20	20	19.4	19.5	97	98	41-154	1	43	
Carbon disulfide	ug/L	ND	20	20	23.2	21.2	115	106	80-139	9	17	
Carbon tetrachloride	ug/L	ND	20	20	22.9	20.6	114	103	75-127	10	13	
Chlorobenzene	ug/L	ND	20	20	21.8	20.3	109	102	79-113	7	13	
Chloroethane	ug/L	ND	20	20	22.7	21.0	114	105	53-154	8	20	
Chloroform	ug/L	0.39J	20	20	21.7	19.6	107	96	74-115	10	12	
Chloromethane	ug/L	ND	20	20	19.4	27.8	97	139	33-169	36	72	
cis-1,2-Dichloroethene	ug/L	ND	20	20	21.3	19.4	106	97	58-139	9	40	
cis-1,3-Dichloropropene	ug/L	ND	20	20	20.2	19.8	101	99	70-120	2	14	
Dibromochloromethane	ug/L	ND	20	20	20.7	18.0	103	90	77-114	14	13	R1
Ethylbenzene	ug/L	ND	20	20	22.0	21.2	110	106	29-151	4	45	
Methylene chloride	ug/L	ND	20	20	21.2	20.4	106	102	76-120	4	13	
Styrene	ug/L	ND	20	20	21.1	20.6	106	103	66-127	2	15	
Tetrachloroethene	ug/L	ND	20	20	22.3	20.7	111	104	77-118	7	14	
Toluene	ug/L	ND	20	20	22.5	20.4	112	102	37-147	10	43	
trans-1,2-Dichloroethene	ug/L	ND	20	20	21.4	20.1	107	100	69-125	6	16	
trans-1,3-Dichloropropene	ug/L	ND	20	20	20.5	20.5	103	102	71-118	0	13	
Trichloroethene	ug/L	2.1	20	20	22.5	21.6	102	97	71-116	4	14	
Vinyl chloride	ug/L	ND	20	20	21.9	22.1	110	110	65-142	1	22	
Xylene (Total)	ug/L	ND	60	60	65.5	61.0	109	102	27-156	7	46	
1,2-Dichloroethane-d4 (S)	%						97	98	81-127			
4-Bromofluorobenzene (S)	%						100	95	77-130			
Toluene-d8 (S)	%						100	98	80-120			
Preservation pH		1.0			1.0	1.0				0		

MATRIX SPIKE & MATRIX SPIKE DUPLICATE: 1753107 1753108

Parameter	Units	60218184012 Result	MS Spike Conc.	MSD Spike Conc.	MS Result	MSD Result	MS % Rec	MSD % Rec	% Rec Limits	RPD	Max RPD	Qual
1,1,1-Trichloroethane	ug/L	ND	20	20	23.0	22.1	115	111	70-135	4	12	
1,1,2,2-Tetrachloroethane	ug/L	ND	20	20	21.7	21.4	108	107	54-136	2	15	
1,1,2-Trichloroethane	ug/L	ND	20	20	20.6	20.4	103	102	70-113	1	15	

Results presented on this page are in the units indicated by the "Units" column except where an alternate unit is presented to the right of the result.

REPORT OF LABORATORY ANALYSIS

This report shall not be reproduced, except in full,
without the written consent of Pace Analytical Services, Inc..

Pace Analytical Services, Inc.
9608 Loiret Blvd.
Lenexa, KS 66219
(913)599-5665

QUALITY CONTROL DATA

Project: FORT SMITH, AR
Pace Project No.: 60218184

MATRIX SPIKE & MATRIX SPIKE DUPLICATE: 1753107 1753108

Parameter	Units	60218184012 Result	MS Spike Conc.	MSD Spike Conc.	MS Result	MSD Result	MS % Rec	MSD % Rec	% Rec Limits	RPD	Max RPD	Qual
1,1-Dichloroethane	ug/L	ND	20	20	22.8	21.6	114	108	80-122	5	13	
1,1-Dichloroethene	ug/L	ND	20	20	21.6	22.1	108	110	73-118	2	14	
1,2-Dichloroethane	ug/L	ND	20	20	21.6	20.7	108	104	54-137	4	41	
1,2-Dichloropropane	ug/L	ND	20	20	22.2	20.8	111	104	77-116	6	12	
2-Butanone (MEK)	ug/L	ND	100	100	102	98.7	102	99	30-127	3	18	
2-Hexanone	ug/L	ND	100	100	97.9	94.9	98	95	44-124	3	18	
4-Methyl-2-pentanone (MIBK)	ug/L	ND	100	100	109	104	109	104	70-124	4	15	
Acetone	ug/L	ND	100	100	95.8	99.3	96	99	10-132	4	20	
Benzene	ug/L	ND	20	20	23.1	22.0	115	110	37-151	5	40	
Bromodichloromethane	ug/L	ND	20	20	21.3	21.0	107	105	76-118	2	11	
Bromoform	ug/L	ND	20	20	18.3	19.1	92	96	64-113	4	15	
Bromomethane	ug/L	ND	20	20	18.3	19.6	92	98	41-154	7	43	
Carbon disulfide	ug/L	ND	20	20	23.8	22.5	119	112	80-139	6	17	
Carbon tetrachloride	ug/L	ND	20	20	23.8	22.5	119	113	75-127	5	13	
Chlorobenzene	ug/L	ND	20	20	21.2	20.0	106	100	79-113	6	13	
Chloroethane	ug/L	ND	20	20	22.0	21.3	110	106	53-154	4	20	
Chloroform	ug/L	ND	20	20	22.1	20.7	110	103	74-115	7	12	
Chloromethane	ug/L	ND	20	20	21.3	20.5	106	103	33-169	4	72	
cis-1,2-Dichloroethene	ug/L	ND	20	20	21.3	20.6	107	103	58-139	4	40	
cis-1,3-Dichloropropene	ug/L	ND	20	20	20.3	19.6	101	98	70-120	3	14	
Dibromochloromethane	ug/L	ND	20	20	20.6	20.2	103	101	77-114	2	13	
Ethylbenzene	ug/L	ND	20	20	21.4	21.1	107	105	29-151	2	45	
Methylene chloride	ug/L	ND	20	20	21.9	20.6	110	103	76-120	6	13	
Styrene	ug/L	ND	20	20	21.1	16.9	105	84	66-127	22	15	R1
Tetrachloroethene	ug/L	ND	20	20	21.0	20.3	105	101	77-118	3	14	
Toluene	ug/L	ND	20	20	21.7	20.8	109	104	37-147	5	43	
trans-1,2-Dichloroethene	ug/L	ND	20	20	22.4	21.2	112	106	69-125	6	16	
trans-1,3-Dichloropropene	ug/L	ND	20	20	20.1	19.5	100	97	71-118	3	13	
Trichloroethene	ug/L	ND	20	20	23.5	20.0	117	100	71-116	16	14	M1,R1
Vinyl chloride	ug/L	ND	20	20	23.0	21.8	115	109	65-142	5	22	
Xylene (Total)	ug/L	ND	60	60	65.1	62.8	108	105	27-156	4	46	
1,2-Dichloroethane-d4 (S)	%						100	103	81-127			
4-Bromofluorobenzene (S)	%						103	102	77-130			
Toluene-d8 (S)	%						97	98	80-120			
Preservation pH		1.0			1.0	1.0				0		

Results presented on this page are in the units indicated by the "Units" column except where an alternate unit is presented to the right of the result.

REPORT OF LABORATORY ANALYSIS

This report shall not be reproduced, except in full,
without the written consent of Pace Analytical Services, Inc..

Pace Analytical Services, Inc.
9608 Loiret Blvd.
Lenexa, KS 66219
(913)599-5665

QUALITY CONTROL DATA

Project: FORT SMITH, AR
Pace Project No.: 60218184

QC Batch: MSV/75656
QC Batch Method: EPA 5030B/8260
Analysis Method: EPA 5030B/8260
Analysis Description: 8260 MSV Water 10 mL Purge
Associated Lab Samples: 60218184017

METHOD BLANK: 1754642
Matrix: Water
Associated Lab Samples: 60218184017

Parameter	Units	Blank Result	Reporting Limit	MDL	Analyzed	Qualifiers
1,1,1-Trichloroethane	ug/L	ND	1.0	0.11	05/09/16 18:54	
1,1,2,2-Tetrachloroethane	ug/L	ND	1.0	0.15	05/09/16 18:54	
1,1,2-Trichloroethane	ug/L	ND	1.0	0.20	05/09/16 18:54	
1,1-Dichloroethane	ug/L	ND	1.0	0.050	05/09/16 18:54	
1,1-Dichloroethene	ug/L	ND	1.0	0.20	05/09/16 18:54	
1,2-Dichloroethane	ug/L	ND	1.0	0.12	05/09/16 18:54	
1,2-Dichloropropane	ug/L	ND	1.0	0.16	05/09/16 18:54	
2-Butanone (MEK)	ug/L	ND	10.0	0.59	05/09/16 18:54	
2-Hexanone	ug/L	ND	10.0	1.2	05/09/16 18:54	
4-Methyl-2-pentanone (MIBK)	ug/L	ND	10.0	0.42	05/09/16 18:54	
Acetone	ug/L	ND	10.0	1.9	05/09/16 18:54	
Benzene	ug/L	ND	1.0	0.060	05/09/16 18:54	
Bromodichloromethane	ug/L	ND	1.0	0.19	05/09/16 18:54	
Bromoform	ug/L	ND	1.0	0.070	05/09/16 18:54	
Bromomethane	ug/L	ND	5.0	0.16	05/09/16 18:54	
Carbon disulfide	ug/L	ND	5.0	0.12	05/09/16 18:54	
Carbon tetrachloride	ug/L	ND	1.0	0.18	05/09/16 18:54	
Chlorobenzene	ug/L	ND	1.0	0.21	05/09/16 18:54	
Chloroethane	ug/L	ND	1.0	0.15	05/09/16 18:54	
Chloroform	ug/L	ND	1.0	0.14	05/09/16 18:54	
Chloromethane	ug/L	ND	1.0	0.080	05/09/16 18:54	
cis-1,2-Dichloroethene	ug/L	ND	1.0	0.080	05/09/16 18:54	
cis-1,3-Dichloropropene	ug/L	ND	1.0	0.14	05/09/16 18:54	
Dibromochloromethane	ug/L	ND	1.0	0.21	05/09/16 18:54	
Ethylbenzene	ug/L	ND	1.0	0.18	05/09/16 18:54	
Methylene chloride	ug/L	ND	1.0	0.15	05/09/16 18:54	
Styrene	ug/L	ND	1.0	0.12	05/09/16 18:54	
Tetrachloroethene	ug/L	ND	1.0	0.10	05/09/16 18:54	
Toluene	ug/L	ND	1.0	0.17	05/09/16 18:54	
trans-1,2-Dichloroethene	ug/L	ND	1.0	0.20	05/09/16 18:54	
trans-1,3-Dichloropropene	ug/L	ND	1.0	0.12	05/09/16 18:54	
Trichloroethene	ug/L	ND	1.0	0.17	05/09/16 18:54	
Vinyl chloride	ug/L	ND	1.0	0.13	05/09/16 18:54	
Xylene (Total)	ug/L	ND	3.0	0.42	05/09/16 18:54	
1,2-Dichloroethane-d4 (S)	%	96	81-127		05/09/16 18:54	
4-Bromofluorobenzene (S)	%	101	77-130		05/09/16 18:54	
Toluene-d8 (S)	%	99	80-120		05/09/16 18:54	

Results presented on this page are in the units indicated by the "Units" column except where an alternate unit is presented to the right of the result.

REPORT OF LABORATORY ANALYSIS

This report shall not be reproduced, except in full,
without the written consent of Pace Analytical Services, Inc..

Pace Analytical Services, Inc.
9608 Loiret Blvd.
Lenexa, KS 66219
(913)599-5665

QUALITY CONTROL DATA

Project: FORT SMITH, AR
Pace Project No.: 60218184

LABORATORY CONTROL SAMPLE: 1754643

Parameter	Units	Spike Conc.	LCS Result	LCS % Rec	% Rec Limits	Qualifiers
1,1,1-Trichloroethane	ug/L	20	19.1	96	81-116	
1,1,2,2-Tetrachloroethane	ug/L	20	18.2	91	72-117	
1,1,2-Trichloroethane	ug/L	20	18.7	94	79-108	
1,1-Dichloroethane	ug/L	20	19.0	95	83-117	
1,1-Dichloroethene	ug/L	20	19.3	96	74-114	
1,2-Dichloroethane	ug/L	20	18.9	94	72-116	
1,2-Dichloropropane	ug/L	20	19.5	98	80-120	
2-Butanone (MEK)	ug/L	100	95.5	96	67-129	
2-Hexanone	ug/L	100	95.9	96	70-128	
4-Methyl-2-pentanone (MIBK)	ug/L	100	98.8	99	80-120	
Acetone	ug/L	100	102	102	56-142	
Benzene	ug/L	20	19.5	98	79-116	
Bromodichloromethane	ug/L	20	19.3	97	80-120	
Bromoform	ug/L	20	18.6	93	73-114	
Bromomethane	ug/L	20	20.2	101	49-153	
Carbon disulfide	ug/L	20	19.3	96	82-121	
Carbon tetrachloride	ug/L	20	18.4	92	80-116	
Chlorobenzene	ug/L	20	19.6	98	80-120	
Chloroethane	ug/L	20	19.1	96	67-124	
Chloroform	ug/L	20	19.4	97	79-120	
Chloromethane	ug/L	20	25.9	129	10-192	
cis-1,2-Dichloroethene	ug/L	20	19.0	95	80-120	
cis-1,3-Dichloropropene	ug/L	20	18.5	92	80-120	
Dibromochloromethane	ug/L	20	18.5	92	80-120	
Ethylbenzene	ug/L	20	19.5	98	80-120	
Methylene chloride	ug/L	20	20.9	105	80-120	
Styrene	ug/L	20	20.2	101	80-120	
Tetrachloroethene	ug/L	20	18.8	94	80-120	
Toluene	ug/L	20	19.5	97	80-120	
trans-1,2-Dichloroethene	ug/L	20	18.4	92	78-108	
trans-1,3-Dichloropropene	ug/L	20	19.7	99	85-120	
Trichloroethene	ug/L	20	19.5	97	76-114	
Vinyl chloride	ug/L	20	19.6	98	69-129	
Xylene (Total)	ug/L	60	59.9	100	80-120	
1,2-Dichloroethane-d4 (S)	%			95	81-127	
4-Bromofluorobenzene (S)	%			95	77-130	
Toluene-d8 (S)	%			101	80-120	

MATRIX SPIKE & MATRIX SPIKE DUPLICATE: 1754644 1754645

Parameter	Units	60218183003 Result	MS Spike Conc.	MSD Spike Conc.	MS Result	MSD Result	MS % Rec	MSD % Rec	% Rec Limits	RPD	Max RPD	Qual
1,1,1-Trichloroethane	ug/L	ND	20	20	21.5	19.9	108	100	70-135	8	12	
1,1,2,2-Tetrachloroethane	ug/L	ND	20	20	19.7	18.3	98	92	54-136	7	15	
1,1,2-Trichloroethane	ug/L	ND	20	20	18.5	18.0	92	90	70-113	3	15	

Results presented on this page are in the units indicated by the "Units" column except where an alternate unit is presented to the right of the result.

REPORT OF LABORATORY ANALYSIS

This report shall not be reproduced, except in full,
without the written consent of Pace Analytical Services, Inc..

Pace Analytical Services, Inc.
9608 Loiret Blvd.
Lenexa, KS 66219
(913)599-5665

QUALITY CONTROL DATA

Project: FORT SMITH, AR
Pace Project No.: 60218184

MATRIX SPIKE & MATRIX SPIKE DUPLICATE: 1754644 1754645

Parameter	Units	60218183003 Result	MS Spike Conc.	MSD Spike Conc.	MS Result	MSD Result	MS % Rec	MSD % Rec	% Rec Limits	RPD	Max RPD	Qual
1,1-Dichloroethane	ug/L	ND	20	20	21.0	19.5	105	98	80-122	7	13	
1,1-Dichloroethene	ug/L	ND	20	20	20.4	19.8	102	99	73-118	3	14	
1,2-Dichloroethane	ug/L	ND	20	20	19.6	18.7	98	93	54-137	5	41	
1,2-Dichloropropane	ug/L	ND	20	20	20.4	19.3	102	96	77-116	5	12	
2-Butanone (MEK)	ug/L	ND	100	100	87.3	86.1	87	86	30-127	1	18	
2-Hexanone	ug/L	ND	100	100	96.1	89.6	96	90	44-124	7	18	
4-Methyl-2-pentanone (MIBK)	ug/L	ND	100	100	101	97.4	101	97	70-124	3	15	
Acetone	ug/L	ND	100	100	94.6	88.3	95	88	10-132	7	20	
Benzene	ug/L	ND	20	20	21.6	20.1	108	100	37-151	7	40	
Bromodichloromethane	ug/L	ND	20	20	19.9	18.8	100	94	76-118	6	11	
Bromoform	ug/L	ND	20	20	18.9	17.5	94	88	64-113	7	15	
Bromomethane	ug/L	ND	20	20	19.0	19.8	95	99	41-154	4	43	
Carbon disulfide	ug/L	ND	20	20	21.5	20.2	107	101	80-139	6	17	
Carbon tetrachloride	ug/L	ND	20	20	20.9	19.7	105	99	75-127	6	13	
Chlorobenzene	ug/L	ND	20	20	20.7	19.7	104	99	79-113	5	13	
Chloroethane	ug/L	ND	20	20	21.7	20.5	109	103	53-154	6	20	
Chloroform	ug/L	ND	20	20	20.0	18.6	100	93	74-115	7	12	
Chloromethane	ug/L	ND	20	20	29.8	28.3	149	141	33-169	5	72	
cis-1,2-Dichloroethene	ug/L	20.0	20	20	39.8	39.4	99	97	58-139	1	40	
cis-1,3-Dichloropropene	ug/L	ND	20	20	19.0	18.3	95	92	70-120	4	14	
Dibromochloromethane	ug/L	ND	20	20	19.2	17.3	96	87	77-114	10	13	
Ethylbenzene	ug/L	ND	20	20	20.8	20.5	104	102	29-151	2	45	
Methylene chloride	ug/L	ND	20	20	21.2	19.3	106	96	76-120	9	13	
Styrene	ug/L	ND	20	20	20.0	18.5	100	93	66-127	8	15	
Tetrachloroethene	ug/L	ND	20	20	20.5	19.6	102	98	77-118	4	14	
Toluene	ug/L	ND	20	20	20.8	19.4	104	97	37-147	7	43	
trans-1,2-Dichloroethene	ug/L	ND	20	20	20.6	18.7	101	91	69-125	10	16	
trans-1,3-Dichloropropene	ug/L	ND	20	20	19.5	18.4	97	92	71-118	6	13	
Trichloroethene	ug/L	ND	20	20	21.2	20.2	103	98	71-116	5	14	
Vinyl chloride	ug/L	ND	20	20	22.9	21.3	112	103	65-142	7	22	
Xylene (Total)	ug/L	ND	60	60	63.3	59.2	106	99	27-156	7	46	
1,2-Dichloroethane-d4 (S)	%						95	99	81-127			
4-Bromofluorobenzene (S)	%						97	98	77-130			
Toluene-d8 (S)	%						98	98	80-120			
Preservation pH		1.0			1.0	1.0				0		

Results presented on this page are in the units indicated by the "Units" column except where an alternate unit is presented to the right of the result.

REPORT OF LABORATORY ANALYSIS

This report shall not be reproduced, except in full,
without the written consent of Pace Analytical Services, Inc..

Pace Analytical Services, Inc.
9608 Loiret Blvd.
Lenexa, KS 66219
(913)599-5665

QUALITY CONTROL DATA

Project: FORT SMITH, AR
Pace Project No.: 60218184

QC Batch: WET/61612 Analysis Method: SM 2320B
QC Batch Method: SM 2320B Analysis Description: 2320B Alkalinity
Associated Lab Samples: 60218184001, 60218184002, 60218184003, 60218184004, 60218184005, 60218184006, 60218184007, 60218184008

METHOD BLANK: 1751986 Matrix: Water
Associated Lab Samples: 60218184001, 60218184002, 60218184003, 60218184004, 60218184005, 60218184006, 60218184007, 60218184008

Parameter	Units	Blank Result	Reporting Limit	MDL	Analyzed	Qualifiers
Alkalinity, Carbonate (CaCO3)	mg/L	ND	20.0	2.0	05/05/16 08:43	
Alkalinity, Total as CaCO3	mg/L	ND	20.0	2.0	05/05/16 08:43	
Alkalinity,Bicarbonate (CaCO3)	mg/L	ND	20.0	2.0	05/05/16 08:43	

LABORATORY CONTROL SAMPLE: 1751987

Parameter	Units	Spike Conc.	LCS Result	LCS % Rec	% Rec Limits	Qualifiers
Alkalinity, Total as CaCO3	mg/L	500	483	97	90-110	

SAMPLE DUPLICATE: 1751988

Parameter	Units	60218164002 Result	Dup Result	RPD	Max RPD	Qualifiers
Alkalinity, Carbonate (CaCO3)	mg/L	ND	ND		10	
Alkalinity, Total as CaCO3	mg/L	442	443	0	10	
Alkalinity,Bicarbonate (CaCO3)	mg/L	442	443	0	10	

SAMPLE DUPLICATE: 1751989

Parameter	Units	60218184006 Result	Dup Result	RPD	Max RPD	Qualifiers
Alkalinity, Carbonate (CaCO3)	mg/L	ND	ND		10	
Alkalinity, Total as CaCO3	mg/L	44.6	49.3	10	10	
Alkalinity,Bicarbonate (CaCO3)	mg/L	44.6	49.3	10	10	

Results presented on this page are in the units indicated by the "Units" column except where an alternate unit is presented to the right of the result.

REPORT OF LABORATORY ANALYSIS

This report shall not be reproduced, except in full,
without the written consent of Pace Analytical Services, Inc..

Pace Analytical Services, Inc.
9608 Loiret Blvd.
Lenexa, KS 66219
(913)599-5665

QUALITY CONTROL DATA

Project: FORT SMITH, AR
Pace Project No.: 60218184

QC Batch: WET/61628 Analysis Method: SM 2320B
QC Batch Method: SM 2320B Analysis Description: 2320B Alkalinity
Associated Lab Samples: 60218184009, 60218184010, 60218184011, 60218184012

METHOD BLANK: 1752540 Matrix: Water
Associated Lab Samples: 60218184009, 60218184010, 60218184011, 60218184012

Parameter	Units	Blank Result	Reporting Limit	MDL	Analyzed	Qualifiers
Alkalinity, Carbonate (CaCO3)	mg/L	ND	20.0	2.0	05/06/16 11:22	
Alkalinity, Total as CaCO3	mg/L	ND	20.0	2.0	05/06/16 11:22	
Alkalinity,Bicarbonate (CaCO3)	mg/L	ND	20.0	2.0	05/06/16 11:22	

LABORATORY CONTROL SAMPLE: 1752541

Parameter	Units	Spike Conc.	LCS Result	LCS % Rec	% Rec Limits	Qualifiers
Alkalinity, Total as CaCO3	mg/L	500	462	92	90-110	

SAMPLE DUPLICATE: 1752542

Parameter	Units	60218184010 Result	Dup Result	RPD	Max RPD	Qualifiers
Alkalinity, Carbonate (CaCO3)	mg/L	ND	ND		10	
Alkalinity, Total as CaCO3	mg/L	51.1	53.0	4	10	
Alkalinity,Bicarbonate (CaCO3)	mg/L	51.1	53.0	4	10	

SAMPLE DUPLICATE: 1752543

Parameter	Units	60218184012 Result	Dup Result	RPD	Max RPD	Qualifiers
Alkalinity, Carbonate (CaCO3)	mg/L	ND	ND		10	
Alkalinity, Total as CaCO3	mg/L	53.2	55.4	4	10	
Alkalinity,Bicarbonate (CaCO3)	mg/L	53.2	55.4	4	10	

Results presented on this page are in the units indicated by the "Units" column except where an alternate unit is presented to the right of the result.

REPORT OF LABORATORY ANALYSIS

This report shall not be reproduced, except in full,
without the written consent of Pace Analytical Services, Inc..

Pace Analytical Services, Inc.
9608 Loiret Blvd.
Lenexa, KS 66219
(913)599-5665

QUALITY CONTROL DATA

Project: FORT SMITH, AR
Pace Project No.: 60218184

QC Batch: WET/61584 Analysis Method: SM 4500-S-2 D
QC Batch Method: SM 4500-S-2 D Analysis Description: 4500S2D Sulfide, Total
Associated Lab Samples: 60218184001, 60218184002, 60218184003, 60218184004, 60218184005, 60218184006, 60218184007, 60218184008, 60218184009, 60218184010, 60218184011, 60218184012

METHOD BLANK: 1751041 Matrix: Water
Associated Lab Samples: 60218184001, 60218184002, 60218184003, 60218184004, 60218184005, 60218184006, 60218184007, 60218184008, 60218184009, 60218184010, 60218184011, 60218184012

Parameter	Units	Blank Result	Reporting Limit	MDL	Analyzed	Qualifiers
Sulfide, Total	mg/L	ND	0.050	0.012	05/03/16 15:46	

LABORATORY CONTROL SAMPLE: 1751042

Parameter	Units	Spike Conc.	LCS Result	LCS % Rec	% Rec Limits	Qualifiers
Sulfide, Total	mg/L	.5	0.46	92	80-120	

MATRIX SPIKE & MATRIX SPIKE DUPLICATE: 1751043 1751044

Parameter	Units	60218194001 Result	MS Spike Conc.	MSD Spike Conc.	MS Result	MSD Result	MS % Rec	MSD % Rec	% Rec Limits	RPD	Max RPD	Qual
Sulfide, Total	mg/L	ND	.5	.5	0.44	0.44	89	88	75-125	2	20	

SAMPLE DUPLICATE: 1751045

Parameter	Units	60218184006 Result	Dup Result	RPD	Max RPD	Qualifiers
Sulfide, Total	mg/L	ND	ND		20	

SAMPLE DUPLICATE: 1751046

Parameter	Units	60218184012 Result	Dup Result	RPD	Max RPD	Qualifiers
Sulfide, Total	mg/L	ND	ND		20	

Results presented on this page are in the units indicated by the "Units" column except where an alternate unit is presented to the right of the result.

REPORT OF LABORATORY ANALYSIS

This report shall not be reproduced, except in full,
without the written consent of Pace Analytical Services, Inc..

Pace Analytical Services, Inc.
9608 Loiret Blvd.
Lenexa, KS 66219
(913)599-5665

QUALITY CONTROL DATA

Project: FORT SMITH, AR
Pace Project No.: 60218184

QC Batch: WETA/39305 Analysis Method: EPA 300.0
QC Batch Method: EPA 300.0 Analysis Description: 300.0 IC Anions
Associated Lab Samples: 60218184001, 60218184002, 60218184003, 60218184004, 60218184005, 60218184006, 60218184007, 60218184008, 60218184009, 60218184010, 60218184011, 60218184012

METHOD BLANK: 1751557 Matrix: Water
Associated Lab Samples: 60218184001, 60218184003, 60218184004, 60218184005, 60218184006, 60218184007, 60218184008, 60218184009, 60218184010, 60218184011, 60218184012

Parameter	Units	Blank Result	Reporting Limit	MDL	Analyzed	Qualifiers
Chloride	mg/L	ND	1.0	0.50	05/04/16 17:13	
Sulfate	mg/L	ND	1.0	0.25	05/04/16 17:13	

METHOD BLANK: 1753080 Matrix: Water
Associated Lab Samples: 60218184001, 60218184002, 60218184003, 60218184004, 60218184005, 60218184006, 60218184007, 60218184008, 60218184009, 60218184010, 60218184011, 60218184012

Parameter	Units	Blank Result	Reporting Limit	MDL	Analyzed	Qualifiers
Chloride	mg/L	ND	1.0	0.50	05/06/16 10:50	
Sulfate	mg/L	ND	1.0	0.25	05/06/16 10:50	

LABORATORY CONTROL SAMPLE: 1751558

Parameter	Units	Spike Conc.	LCS Result	LCS % Rec	% Rec Limits	Qualifiers
Chloride	mg/L	5	4.7	95	90-110	
Sulfate	mg/L	5	5.0	101	90-110	

LABORATORY CONTROL SAMPLE: 1753081

Parameter	Units	Spike Conc.	LCS Result	LCS % Rec	% Rec Limits	Qualifiers
Chloride	mg/L	5	4.8	96	90-110	
Sulfate	mg/L	5	4.9	98	90-110	

MATRIX SPIKE & MATRIX SPIKE DUPLICATE: 1751559 1751560

Parameter	Units	60218184006 Result	MS Spike Conc.	MSD Spike Conc.	MS Result	MSD Result	MS % Rec	MSD % Rec	% Rec Limits	RPD	Max RPD	Qual
Chloride	mg/L	83.3	50	50	135	135	104	103	80-120	0	15	
Sulfate	mg/L	8.5	5	5	13.2	13.3	95	95	80-120	0	15	

Results presented on this page are in the units indicated by the "Units" column except where an alternate unit is presented to the right of the result.

REPORT OF LABORATORY ANALYSIS

This report shall not be reproduced, except in full,
without the written consent of Pace Analytical Services, Inc..

Pace Analytical Services, Inc.
9608 Loiret Blvd.
Lenexa, KS 66219
(913)599-5665

QUALITY CONTROL DATA

Project: FORT SMITH, AR
Pace Project No.: 60218184

MATRIX SPIKE SAMPLE: 1751561

Parameter	Units	60218184012 Result	Spike Conc.	MS Result	MS % Rec	% Rec Limits	Qualifiers
Chloride	mg/L	95.7	50	141	91	80-120	
Sulfate	mg/L	16.8	5	21.3	91	80-120	

Results presented on this page are in the units indicated by the "Units" column except where an alternate unit is presented to the right of the result.

REPORT OF LABORATORY ANALYSIS

This report shall not be reproduced, except in full,
without the written consent of Pace Analytical Services, Inc..

Pace Analytical Services, Inc.
9608 Loiret Blvd.
Lenexa, KS 66219
(913)599-5665

QUALITY CONTROL DATA

Project: FORT SMITH, AR
Pace Project No.: 60218184

QC Batch: WETA/39292 Analysis Method: EPA 350.1
QC Batch Method: EPA 350.1 Analysis Description: 350.1 Ammonia
Associated Lab Samples: 60218184001, 60218184002, 60218184003, 60218184004, 60218184005, 60218184006, 60218184007, 60218184008, 60218184009, 60218184010, 60218184011, 60218184012

METHOD BLANK: 1751064 Matrix: Water
Associated Lab Samples: 60218184001, 60218184002, 60218184003, 60218184004, 60218184005, 60218184006, 60218184007, 60218184008, 60218184009, 60218184010, 60218184011, 60218184012

Parameter	Units	Blank Result	Reporting Limit	MDL	Analyzed	Qualifiers
Nitrogen, Ammonia	mg/L	ND	0.10	0.046	05/03/16 12:58	

LABORATORY CONTROL SAMPLE: 1751065

Parameter	Units	Spike Conc.	LCS Result	LCS % Rec	% Rec Limits	Qualifiers
Nitrogen, Ammonia	mg/L	5	5.1	102	90-110	

MATRIX SPIKE SAMPLE: 1751067

Parameter	Units	60218184006 Result	Spike Conc.	MS Result	MS % Rec	% Rec Limits	Qualifiers
Nitrogen, Ammonia	mg/L	ND	5	4.9	98	90-110	

MATRIX SPIKE SAMPLE: 1751068

Parameter	Units	60218184012 Result	Spike Conc.	MS Result	MS % Rec	% Rec Limits	Qualifiers
Nitrogen, Ammonia	mg/L	ND	5	4.9	98	90-110	

SAMPLE DUPLICATE: 1751066

Parameter	Units	60218156005 Result	Dup Result	RPD	Max RPD	Qualifiers
Nitrogen, Ammonia	mg/L	ND	ND		18	

Results presented on this page are in the units indicated by the "Units" column except where an alternate unit is presented to the right of the result.

REPORT OF LABORATORY ANALYSIS

This report shall not be reproduced, except in full,
without the written consent of Pace Analytical Services, Inc..

Pace Analytical Services, Inc.
9608 Loiret Blvd.
Lenexa, KS 66219
(913)599-5665

QUALITY CONTROL DATA

Project: FORT SMITH, AR
Pace Project No.: 60218184

QC Batch: WETA/39289 Analysis Method: EPA 353.2
QC Batch Method: EPA 353.2 Analysis Description: 353.2 Nitrate + Nitrite, Unpres.
Associated Lab Samples: 60218184001, 60218184002, 60218184003, 60218184004, 60218184005, 60218184006, 60218184007, 60218184009, 60218184010, 60218184011, 60218184012

METHOD BLANK: 1751021 Matrix: Water
Associated Lab Samples: 60218184001, 60218184002, 60218184003, 60218184004, 60218184005, 60218184006, 60218184007, 60218184009, 60218184010, 60218184011, 60218184012

Parameter	Units	Blank Result	Reporting Limit	MDL	Analyzed	Qualifiers
Nitrogen, Nitrate	mg/L	ND	0.10	0.012	05/03/16 12:19	
Nitrogen, Nitrite	mg/L	ND	0.10	0.010	05/03/16 12:19	
Nitrogen, NO2 plus NO3	mg/L	ND	0.10	0.012	05/03/16 12:19	

LABORATORY CONTROL SAMPLE: 1751022

Parameter	Units	Spike Conc.	LCS Result	LCS % Rec	% Rec Limits	Qualifiers
Nitrogen, Nitrate	mg/L	1.6	1.6	103	85-115	
Nitrogen, Nitrite	mg/L	.4	0.39	97	90-110	
Nitrogen, NO2 plus NO3	mg/L	2	2.0	102	90-110	

MATRIX SPIKE SAMPLE: 1751024

Parameter	Units	60218184006 Result	Spike Conc.	MS Result	MS % Rec	% Rec Limits	Qualifiers
Nitrogen, Nitrate	mg/L	0.038J	1.6	1.7	102	85-115	
Nitrogen, Nitrite	mg/L	ND	.4	0.42	106	90-110	
Nitrogen, NO2 plus NO3	mg/L	0.038J	2	2.1	103	90-110	

MATRIX SPIKE SAMPLE: 1751025

Parameter	Units	60218184012 Result	Spike Conc.	MS Result	MS % Rec	% Rec Limits	Qualifiers
Nitrogen, Nitrate	mg/L	0.72	1.6	2.4	104	85-115	
Nitrogen, Nitrite	mg/L	ND	.4	0.44	109	90-110	
Nitrogen, NO2 plus NO3	mg/L	0.72	2	2.8	105	90-110	

SAMPLE DUPLICATE: 1751023

Parameter	Units	60218156007 Result	Dup Result	RPD	Max RPD	Qualifiers
Nitrogen, Nitrate	mg/L	ND	ND		20	
Nitrogen, Nitrite	mg/L	ND	ND		20	
Nitrogen, NO2 plus NO3	mg/L	ND	ND		20	

Results presented on this page are in the units indicated by the "Units" column except where an alternate unit is presented to the right of the result.

REPORT OF LABORATORY ANALYSIS

This report shall not be reproduced, except in full,
without the written consent of Pace Analytical Services, Inc..

Pace Analytical Services, Inc.
9608 Loiret Blvd.
Lenexa, KS 66219
(913)599-5665

QUALITY CONTROL DATA

Project: FORT SMITH, AR
Pace Project No.: 60218184

QC Batch: WETA/39308
QC Batch Method: EPA 353.2
Analysis Method: EPA 353.2
Analysis Description: 353.2 Nitrate + Nitrite, Unpres.
Associated Lab Samples: 60218184008

METHOD BLANK: 1751672 Matrix: Water
Associated Lab Samples: 60218184008

Parameter	Units	Blank Result	Reporting Limit	MDL	Analyzed	Qualifiers
Nitrogen, Nitrate	mg/L	ND	0.10	0.012	05/04/16 14:39	
Nitrogen, Nitrite	mg/L	ND	0.10	0.010	05/04/16 14:39	
Nitrogen, NO2 plus NO3	mg/L	ND	0.10	0.012	05/04/16 14:39	

LABORATORY CONTROL SAMPLE: 1751673

Parameter	Units	Spike Conc.	LCS Result	LCS % Rec	% Rec Limits	Qualifiers
Nitrogen, Nitrate	mg/L	1.6	1.5	96	85-115	
Nitrogen, Nitrite	mg/L	.4	0.38	96	90-110	
Nitrogen, NO2 plus NO3	mg/L	2	1.9	96	90-110	

MATRIX SPIKE SAMPLE: 1751674

Parameter	Units	60218184008 Result	Spike Conc.	MS Result	MS % Rec	% Rec Limits	Qualifiers
Nitrogen, Nitrate	mg/L	0.31	1.6	1.9	100	85-115	
Nitrogen, Nitrite	mg/L	ND	.4	0.43	107	90-110	
Nitrogen, NO2 plus NO3	mg/L	0.31	2	2.3	101	90-110	

MATRIX SPIKE SAMPLE: 1751676

Parameter	Units	60218294003 Result	Spike Conc.	MS Result	MS % Rec	% Rec Limits	Qualifiers
Nitrogen, Nitrate	mg/L	0.062J	1.6	1.6	97	85-115	
Nitrogen, Nitrite	mg/L	ND	.4	0.41	102	90-110	
Nitrogen, NO2 plus NO3	mg/L	0.062J	2	2.0	98	90-110	

SAMPLE DUPLICATE: 1751675

Parameter	Units	60218254002 Result	Dup Result	RPD	Max RPD	Qualifiers
Nitrogen, Nitrate	mg/L	<0.10	ND		20	
Nitrogen, Nitrite	mg/L	<0.10	ND		20	
Nitrogen, NO2 plus NO3	mg/L	<0.10	ND		20	

Results presented on this page are in the units indicated by the "Units" column except where an alternate unit is presented to the right of the result.

REPORT OF LABORATORY ANALYSIS

This report shall not be reproduced, except in full,
without the written consent of Pace Analytical Services, Inc..

Pace Analytical Services, Inc.
9608 Loiret Blvd.
Lenexa, KS 66219
(913)599-5665

QUALITY CONTROL DATA

Project: FORT SMITH, AR
Pace Project No.: 60218184

QC Batch: WETA/39368 Analysis Method: SM 5310C
QC Batch Method: SM 5310C Analysis Description: 5310C Total Organic Carbon
Associated Lab Samples: 60218184001, 60218184002, 60218184003, 60218184004, 60218184005, 60218184006, 60218184007, 60218184008, 60218184010, 60218184011, 60218184012

METHOD BLANK: 1754461 Matrix: Water
Associated Lab Samples: 60218184001, 60218184002, 60218184003, 60218184004, 60218184005, 60218184006, 60218184007, 60218184008, 60218184010, 60218184011, 60218184012

Parameter	Units	Blank Result	Reporting Limit	MDL	Analyzed	Qualifiers
Total Organic Carbon	mg/L	ND	1.0	0.054	05/09/16 16:46	

LABORATORY CONTROL SAMPLE: 1754462

Parameter	Units	Spike Conc.	LCS Result	LCS % Rec	% Rec Limits	Qualifiers
Total Organic Carbon	mg/L	5	4.5	90	80-120	

MATRIX SPIKE SAMPLE: 1754463

Parameter	Units	60218184006 Result	Spike Conc.	MS Result	MS % Rec	% Rec Limits	Qualifiers
Total Organic Carbon	mg/L	0.72J	5	5.2	89	80-120	

SAMPLE DUPLICATE: 1754464

Parameter	Units	60218184012 Result	Dup Result	RPD	Max RPD	Qualifiers
Total Organic Carbon	mg/L	0.31J	0.32J		25	

Results presented on this page are in the units indicated by the "Units" column except where an alternate unit is presented to the right of the result.

REPORT OF LABORATORY ANALYSIS

This report shall not be reproduced, except in full,
without the written consent of Pace Analytical Services, Inc..

Pace Analytical Services, Inc.
9608 Loiret Blvd.
Lenexa, KS 66219
(913)599-5665

QUALITY CONTROL DATA

Project: FORT SMITH, AR
Pace Project No.: 60218184

QC Batch: WETA/39388
QC Batch Method: SM 5310C
Analysis Method: SM 5310C
Analysis Description: 5310C Total Organic Carbon
Associated Lab Samples: 60218184009

METHOD BLANK: 1755250 Matrix: Water
Associated Lab Samples: 60218184009

Parameter	Units	Blank Result	Reporting Limit	MDL	Analyzed	Qualifiers
Total Organic Carbon	mg/L	0.15J	1.0	0.054	05/10/16 09:49	

LABORATORY CONTROL SAMPLE: 1755251

Parameter	Units	Spike Conc.	LCS Result	LCS % Rec	% Rec Limits	Qualifiers
Total Organic Carbon	mg/L	5	4.6	92	80-120	

MATRIX SPIKE SAMPLE: 1755252

Parameter	Units	60218184009 Result	Spike Conc.	MS Result	MS % Rec	% Rec Limits	Qualifiers
Total Organic Carbon	mg/L	0.51J	5	3.7	64	80-120	M1

SAMPLE DUPLICATE: 1755253

Parameter	Units	60218350001 Result	Dup Result	RPD	Max RPD	Qualifiers
Total Organic Carbon	mg/L	8.8	8.5	3	25	

Results presented on this page are in the units indicated by the "Units" column except where an alternate unit is presented to the right of the result.

REPORT OF LABORATORY ANALYSIS

This report shall not be reproduced, except in full,
without the written consent of Pace Analytical Services, Inc..

Pace Analytical Services, Inc.
9608 Loiret Blvd.
Lenexa, KS 66219
(913)599-5665

QUALITY CONTROL DATA

Project: FORT SMITH, AR
Pace Project No.: 60218184

QC Batch: WETA/11431 Analysis Method: SM 4500-P E
QC Batch Method: SM4500-P B Analysis Description: SM4500P-E, Total Phosphorus
Associated Lab Samples: 60218184001, 60218184002, 60218184003, 60218184004, 60218184005, 60218184006, 60218184007, 60218184008, 60218184009, 60218184010, 60218184011, 60218184012

METHOD BLANK: 225611 Matrix: Water
Associated Lab Samples: 60218184001, 60218184002, 60218184003, 60218184004, 60218184005, 60218184006, 60218184007, 60218184008, 60218184009, 60218184010, 60218184011, 60218184012

Parameter	Units	Blank Result	Reporting Limit	MDL	Analyzed	Qualifiers
Phosphate as P04	mg/L	ND	0.030	0.010	05/10/16 10:35	

LABORATORY CONTROL SAMPLE: 225612

Parameter	Units	Spike Conc.	LCS Result	LCS % Rec	% Rec Limits	Qualifiers
Phosphate as P04	mg/L	1.5	1.4	94	80-120	

MATRIX SPIKE & MATRIX SPIKE DUPLICATE: 225613 225614

Parameter	Units	60218184006 Result	MS Spike Conc.	MSD Spike Conc.	MS Result	MSD Result	MS % Rec	MSD % Rec	% Rec Limits	RPD	Max RPD	Qual
Phosphate as P04	mg/L	0.055	1.5	1.5	1.4	1.5	89	96	80-120	7	20	

MATRIX SPIKE & MATRIX SPIKE DUPLICATE: 225615 225616

Parameter	Units	60218184012 Result	MS Spike Conc.	MSD Spike Conc.	MS Result	MSD Result	MS % Rec	MSD % Rec	% Rec Limits	RPD	Max RPD	Qual
Phosphate as P04	mg/L	0.043	1.5	1.5	1.4	1.4	90	90	80-120	0	20	

Results presented on this page are in the units indicated by the "Units" column except where an alternate unit is presented to the right of the result.

REPORT OF LABORATORY ANALYSIS

This report shall not be reproduced, except in full,
without the written consent of Pace Analytical Services, Inc..

Pace Analytical Services, Inc.
9608 Loiret Blvd.
Lenexa, KS 66219
(913)599-5665

QUALIFIERS

Project: FORT SMITH, AR
Pace Project No.: 60218184

DEFINITIONS

DF - Dilution Factor, if reported, represents the factor applied to the reported data due to dilution of the sample aliquot.

ND - Not Detected at or above adjusted reporting limit.

J - Estimated concentration above the adjusted method detection limit and below the adjusted reporting limit.

MDL - Adjusted Method Detection Limit.

PQL - Practical Quantitation Limit.

RL - Reporting Limit.

S - Surrogate

1,2-Diphenylhydrazine decomposes to and cannot be separated from Azobenzene using Method 8270. The result for each analyte is a combined concentration.

Consistent with EPA guidelines, unrounded data are displayed and have been used to calculate % recovery and RPD values.

LCS(D) - Laboratory Control Sample (Duplicate)

MS(D) - Matrix Spike (Duplicate)

DUP - Sample Duplicate

RPD - Relative Percent Difference

NC - Not Calculable.

SG - Silica Gel - Clean-Up

U - Indicates the compound was analyzed for, but not detected.

N-Nitrosodiphenylamine decomposes and cannot be separated from Diphenylamine using Method 8270. The result reported for each analyte is a combined concentration.

Pace Analytical is TNI accredited. Contact your Pace PM for the current list of accredited analytes.

TNI - The NELAC Institute.

LABORATORIES

PASI-D	Pace Analytical Services - Dallas
PASI-K	Pace Analytical Services - Kansas City

BATCH QUALIFIERS

Batch: WET/61805

[1] Ferrous Fe performed in the field

Batch: WET/61809

[1] Field pH

Batch: WET/61838

[1] Ferrous Fe performed in the field

ANALYTE QUALIFIERS

B	Analyte was detected in the associated method blank.
H6	Analysis initiated outside of the 15 minute EPA required holding time.
M1	Matrix spike recovery exceeded QC limits. Batch accepted based on laboratory control sample (LCS) recovery.
R1	RPD value was outside control limits.

This report shall not be reproduced, except in full,
without the written consent of Pace Analytical Services, Inc..

Pace Analytical Services, Inc.
9608 Loiret Blvd.
Lenexa, KS 66219
(913)599-5665

QUALITY CONTROL DATA CROSS REFERENCE TABLE

Project: FORT SMITH, AR
Pace Project No.: 60218184

Lab ID	Sample ID	QC Batch Method	QC Batch	Analytical Method	Analytical Batch
60218184001	MW-50R-201605	EPA 8015 - Alcohol	GCSV/5416		
60218184002	MW-60R-201605	EPA 8015 - Alcohol	GCSV/5416		
60218184003	MW-193-201605	EPA 8015 - Alcohol	GCSV/5416		
60218184004	MW-67R-201605	EPA 8015 - Alcohol	GCSV/5416		
60218184005	MW-68-201605	EPA 8015 - Alcohol	GCSV/5416		
60218184006	MW-55R-201605	EPA 8015 - Alcohol	GCSV/5416		
60218184007	MW-66-201605	EPA 8015 - Alcohol	GCSV/5416		
60218184008	MW-63R-201605	EPA 8015 - Alcohol	GCSV/5416		
60218184009	MW-39R-201605	EPA 8015 - Alcohol	GCSV/5416		
60218184010	MW-40R-201605	EPA 8015 - Alcohol	GCSV/5416		
60218184011	MW-26-201605	EPA 8015 - Alcohol	GCSV/5416		
60218184012	ITMW-20-201605	EPA 8015 - Alcohol	GCSV/5417		
60218184001	MW-50R-201605	EPA 3010	MPRP/35756	EPA 6010	ICP/26133
60218184002	MW-60R-201605	EPA 3010	MPRP/35756	EPA 6010	ICP/26133
60218184003	MW-193-201605	EPA 3010	MPRP/35756	EPA 6010	ICP/26133
60218184004	MW-67R-201605	EPA 3010	MPRP/35756	EPA 6010	ICP/26133
60218184005	MW-68-201605	EPA 3010	MPRP/35756	EPA 6010	ICP/26133
60218184006	MW-55R-201605	EPA 3010	MPRP/35756	EPA 6010	ICP/26133
60218184007	MW-66-201605	EPA 3010	MPRP/35756	EPA 6010	ICP/26133
60218184008	MW-63R-201605	EPA 3010	MPRP/35756	EPA 6010	ICP/26133
60218184009	MW-39R-201605	EPA 3010	MPRP/35756	EPA 6010	ICP/26133
60218184010	MW-40R-201605	EPA 3010	MPRP/35756	EPA 6010	ICP/26133
60218184011	MW-26-201605	EPA 3010	MPRP/35756	EPA 6010	ICP/26133
60218184012	ITMW-20-201605	EPA 3010	MPRP/35756	EPA 6010	ICP/26133
60218184001	MW-50R-201605	EPA 5030B/8260	MSV/75624		
60218184002	MW-60R-201605	EPA 5030B/8260	MSV/75624		
60218184003	MW-193-201605	EPA 5030B/8260	MSV/75624		
60218184004	MW-67R-201605	EPA 5030B/8260	MSV/75624		
60218184005	MW-68-201605	EPA 5030B/8260	MSV/75624		
60218184006	MW-55R-201605	EPA 5030B/8260	MSV/75624		
60218184007	MW-66-201605	EPA 5030B/8260	MSV/75624		
60218184008	MW-63R-201605	EPA 5030B/8260	MSV/75624		
60218184009	MW-39R-201605	EPA 5030B/8260	MSV/75624		
60218184010	MW-40R-201605	EPA 5030B/8260	MSV/75624		
60218184011	MW-26-201605	EPA 5030B/8260	MSV/75624		
60218184012	ITMW-20-201605	EPA 5030B/8260	MSV/75624		
60218184013	TB-01-201605	EPA 5030B/8260	MSV/75624		
60218184014	TB-02-201605	EPA 5030B/8260	MSV/75624		
60218184015	TB-03-201605	EPA 5030B/8260	MSV/75624		
60218184016	EB-01-201605	EPA 5030B/8260	MSV/75624		
60218184017	EB-02-201605	EPA 5030B/8260	MSV/75656		
60218184001	MW-50R-201605	SM 2320B	WET/61612		
60218184002	MW-60R-201605	SM 2320B	WET/61612		
60218184003	MW-193-201605	SM 2320B	WET/61612		
60218184004	MW-67R-201605	SM 2320B	WET/61612		
60218184005	MW-68-201605	SM 2320B	WET/61612		

This report shall not be reproduced, except in full,
without the written consent of Pace Analytical Services, Inc..

Pace Analytical Services, Inc.
9608 Loiret Blvd.
Lenexa, KS 66219
(913)599-5665

QUALITY CONTROL DATA CROSS REFERENCE TABLE

Project: FORT SMITH, AR
Pace Project No.: 60218184

Lab ID	Sample ID	QC Batch Method	QC Batch	Analytical Method	Analytical Batch
60218184006	**MW-55R-201605**	SM 2320B	WET/61612		
60218184007	**MW-66-201605**	SM 2320B	WET/61612		
60218184008	**MW-63R-201605**	SM 2320B	WET/61612		
60218184009	**MW-39R-201605**	SM 2320B	WET/61628		
60218184010	**MW-40R-201605**	SM 2320B	WET/61628		
60218184011	**MW-26-201605**	SM 2320B	WET/61628		
60218184012	**ITMW-20-201605**	SM 2320B	WET/61628		
60218184001	**MW-50R-201605**	SM 3500-Fe B#4	WET/61805		
60218184002	**MW-60R-201605**	SM 3500-Fe B#4	WET/61805		
60218184003	**MW-193-201605**	SM 3500-Fe B#4	WET/61805		
60218184004	**MW-67R-201605**	SM 3500-Fe B#4	WET/61974		
60218184005	**MW-68-201605**	SM 3500-Fe B#4	WET/61805		
60218184006	**MW-55R-201605**	SM 3500-Fe B#4	WET/61805		
60218184007	**MW-66-201605**	SM 3500-Fe B#4	WET/61805		
60218184008	**MW-63R-201605**	SM 3500-Fe B#4	WET/61805		
60218184009	**MW-39R-201605**	SM 3500-Fe B#4	WET/61838		
60218184010	**MW-40R-201605**	SM 3500-Fe B#4	WET/61838		
60218184011	**MW-26-201605**	SM 3500-Fe B#4	WET/61805		
60218184012	**ITMW-20-201605**	SM 3500-Fe B#4	WET/61805		
60218184001	**MW-50R-201605**	SM 4500-H+B	WET/61809		
60218184002	**MW-60R-201605**	SM 4500-H+B	WET/61809		
60218184003	**MW-193-201605**	SM 4500-H+B	WET/61809		
60218184004	**MW-67R-201605**	SM 4500-H+B	WET/61809		
60218184005	**MW-68-201605**	SM 4500-H+B	WET/61809		
60218184006	**MW-55R-201605**	SM 4500-H+B	WET/61809		
60218184007	**MW-66-201605**	SM 4500-H+B	WET/61809		
60218184008	**MW-63R-201605**	SM 4500-H+B	WET/61809		
60218184009	**MW-39R-201605**	SM 4500-H+B	WET/61809		
60218184010	**MW-40R-201605**	SM 4500-H+B	WET/61809		
60218184011	**MW-26-201605**	SM 4500-H+B	WET/61809		
60218184012	**ITMW-20-201605**	SM 4500-H+B	WET/61809		
60218184001	**MW-50R-201605**	SM 4500-S-2 D	WET/61584		
60218184002	**MW-60R-201605**	SM 4500-S-2 D	WET/61584		
60218184003	**MW-193-201605**	SM 4500-S-2 D	WET/61584		
60218184004	**MW-67R-201605**	SM 4500-S-2 D	WET/61584		
60218184005	**MW-68-201605**	SM 4500-S-2 D	WET/61584		
60218184006	**MW-55R-201605**	SM 4500-S-2 D	WET/61584		
60218184007	**MW-66-201605**	SM 4500-S-2 D	WET/61584		
60218184008	**MW-63R-201605**	SM 4500-S-2 D	WET/61584		
60218184009	**MW-39R-201605**	SM 4500-S-2 D	WET/61584		
60218184010	**MW-40R-201605**	SM 4500-S-2 D	WET/61584		
60218184011	**MW-26-201605**	SM 4500-S-2 D	WET/61584		
60218184012	**ITMW-20-201605**	SM 4500-S-2 D	WET/61584		
60218184001	**MW-50R-201605**	EPA 300.0	WETA/39305		

REPORT OF LABORATORY ANALYSIS

This report shall not be reproduced, except in full,
without the written consent of Pace Analytical Services, Inc..

Pace Analytical Services, Inc.
9608 Loiret Blvd.
Lenexa, KS 66219
(913)599-5665

QUALITY CONTROL DATA CROSS REFERENCE TABLE

Project: FORT SMITH, AR
Pace Project No.: 60218184

Lab ID	Sample ID	QC Batch Method	QC Batch	Analytical Method	Analytical Batch
60218184002	**MW-60R-201605**	EPA 300.0	WETA/39305		
60218184003	**MW-193-201605**	EPA 300.0	WETA/39305		
60218184004	**MW-67R-201605**	EPA 300.0	WETA/39305		
60218184005	**MW-68-201605**	EPA 300.0	WETA/39305		
60218184006	**MW-55R-201605**	EPA 300.0	WETA/39305		
60218184007	**MW-66-201605**	EPA 300.0	WETA/39305		
60218184008	**MW-63R-201605**	EPA 300.0	WETA/39305		
60218184009	**MW-39R-201605**	EPA 300.0	WETA/39305		
60218184010	**MW-40R-201605**	EPA 300.0	WETA/39305		
60218184011	**MW-26-201605**	EPA 300.0	WETA/39305		
60218184012	**ITMW-20-201605**	EPA 300.0	WETA/39305		
60218184001	**MW-50R-201605**	EPA 350.1	WETA/39292		
60218184002	**MW-60R-201605**	EPA 350.1	WETA/39292		
60218184003	**MW-193-201605**	EPA 350.1	WETA/39292		
60218184004	**MW-67R-201605**	EPA 350.1	WETA/39292		
60218184005	**MW-68-201605**	EPA 350.1	WETA/39292		
60218184006	**MW-55R-201605**	EPA 350.1	WETA/39292		
60218184007	**MW-66-201605**	EPA 350.1	WETA/39292		
60218184008	**MW-63R-201605**	EPA 350.1	WETA/39292		
60218184009	**MW-39R-201605**	EPA 350.1	WETA/39292		
60218184010	**MW-40R-201605**	EPA 350.1	WETA/39292		
60218184011	**MW-26-201605**	EPA 350.1	WETA/39292		
60218184012	**ITMW-20-201605**	EPA 350.1	WETA/39292		
60218184001	**MW-50R-201605**	EPA 353.2	WETA/39289		
60218184002	**MW-60R-201605**	EPA 353.2	WETA/39289		
60218184003	**MW-193-201605**	EPA 353.2	WETA/39289		
60218184004	**MW-67R-201605**	EPA 353.2	WETA/39289		
60218184005	**MW-68-201605**	EPA 353.2	WETA/39289		
60218184006	**MW-55R-201605**	EPA 353.2	WETA/39289		
60218184007	**MW-66-201605**	EPA 353.2	WETA/39289		
60218184008	**MW-63R-201605**	EPA 353.2	WETA/39308		
60218184009	**MW-39R-201605**	EPA 353.2	WETA/39289		
60218184010	**MW-40R-201605**	EPA 353.2	WETA/39289		
60218184011	**MW-26-201605**	EPA 353.2	WETA/39289		
60218184012	**ITMW-20-201605**	EPA 353.2	WETA/39289		
60218184001	**MW-50R-201605**	SM 4500-CO2 D	WETA/39493		
60218184002	**MW-60R-201605**	SM 4500-CO2 D	WETA/39493		
60218184003	**MW-193-201605**	SM 4500-CO2 D	WETA/39493		
60218184004	**MW-67R-201605**	SM 4500-CO2 D	WETA/39493		
60218184005	**MW-68-201605**	SM 4500-CO2 D	WETA/39493		
60218184006	**MW-55R-201605**	SM 4500-CO2 D	WETA/39493		
60218184007	**MW-66-201605**	SM 4500-CO2 D	WETA/39493		
60218184008	**MW-63R-201605**	SM 4500-CO2 D	WETA/39493		
60218184009	**MW-39R-201605**	SM 4500-CO2 D	WETA/39493		
60218184010	**MW-40R-201605**	SM 4500-CO2 D	WETA/39493		
60218184011	**MW-26-201605**	SM 4500-CO2 D	WETA/39493		

This report shall not be reproduced, except in full,
without the written consent of Pace Analytical Services, Inc..

Pace Analytical Services, Inc.
9608 Loiret Blvd.
Lenexa, KS 66219
(913)599-5665

QUALITY CONTROL DATA CROSS REFERENCE TABLE

Project: FORT SMITH, AR
Pace Project No.: 60218184

Lab ID	Sample ID	QC Batch Method	QC Batch	Analytical Method	Analytical Batch
60218184012	**ITMW-20-201605**	SM 4500-CO2 D	WETA/39493		
60218184001	**MW-50R-201605**	SM 5310C	WETA/39368		
60218184002	**MW-60R-201605**	SM 5310C	WETA/39368		
60218184003	**MW-193-201605**	SM 5310C	WETA/39368		
60218184004	**MW-67R-201605**	SM 5310C	WETA/39368		
60218184005	**MW-68-201605**	SM 5310C	WETA/39368		
60218184006	**MW-55R-201605**	SM 5310C	WETA/39368		
60218184007	**MW-66-201605**	SM 5310C	WETA/39368		
60218184008	**MW-63R-201605**	SM 5310C	WETA/39368		
60218184009	**MW-39R-201605**	SM 5310C	WETA/39388		
60218184010	**MW-40R-201605**	SM 5310C	WETA/39368		
60218184011	**MW-26-201605**	SM 5310C	WETA/39368		
60218184012	**ITMW-20-201605**	SM 5310C	WETA/39368		
60218184001	**MW-50R-201605**	SM4500-P B	WETA/11431	SM 4500-P E	WETA/11443
60218184002	**MW-60R-201605**	SM4500-P B	WETA/11431	SM 4500-P E	WETA/11443
60218184003	**MW-193-201605**	SM4500-P B	WETA/11431	SM 4500-P E	WETA/11443
60218184004	**MW-67R-201605**	SM4500-P B	WETA/11431	SM 4500-P E	WETA/11443
60218184005	**MW-68-201605**	SM4500-P B	WETA/11431	SM 4500-P E	WETA/11443
60218184006	**MW-55R-201605**	SM4500-P B	WETA/11431	SM 4500-P E	WETA/11443
60218184007	**MW-66-201605**	SM4500-P B	WETA/11431	SM 4500-P E	WETA/11443
60218184008	**MW-63R-201605**	SM4500-P B	WETA/11431	SM 4500-P E	WETA/11443
60218184009	**MW-39R-201605**	SM4500-P B	WETA/11431	SM 4500-P E	WETA/11443
60218184010	**MW-40R-201605**	SM4500-P B	WETA/11431	SM 4500-P E	WETA/11443
60218184011	**MW-26-201605**	SM4500-P B	WETA/11431	SM 4500-P E	WETA/11443
60218184012	**ITMW-20-201605**	SM4500-P B	WETA/11431	SM 4500-P E	WETA/11443

This report shall not be reproduced, except in full,
without the written consent of Pace Analytical Services, Inc..

Pace Analytical
www.pacelabs.com

Sample Condition Upon Receipt

WO#: 60218184

60218184

Client Name: Environ

Optional
Proj Due Date:
Proj Name:

Courier: FedEx ☐ UPS ☐ VIA ☑ Clay ☐ PEX ☐ ECI ☐ Pace ☐ Other ☐ Client ☐

Tracking #: Pace Shipping Label Used? Yes ☐ No ☑

Custody Seal on Cooler/Box Present: Yes ☑ No ☐ Seals intact: Yes ☑ No ☐ pu 5/3/16

Packing Material: Bubble Wrap ☐ Bubble Bags ☑ Foam ☐ None ☐ Other ☐

Thermometer Used: CF +1.0 T-239 / CF 0.0 T-262 **Type of Ice:** Wet Blue None ☐ Samples received on ice, cooling process has begun. (circle one)

Cooler Temperature: 3-7/3-0/2.9

Temperature should be above freezing to 6°C

Date and initials of person examining contents: IM 5/3/16

Chain of Custody present:	☑Yes ☐No ☐N/A	1.
Chain of Custody filled out:	☑Yes ☐No ☐N/A	2.
Chain of Custody relinquished:	☑Yes ☐No ☐N/A	3.
Sampler name & signature on COC:	☑Yes ☐No ☐N/A	4.
Samples arrived within holding time:	☑Yes ☐No ☐N/A	5.
Short Hold Time analyses (<72hr): pu 5/3/16	☑Yes ☐No ☐N/A	6. NO2/NO3 pH
Rush Turn Around Time requested:	☐Yes ☑No ☐N/A	7.
Sufficient volume:	☑Yes ☐No ☐N/A	8. Receive with TB.
Correct containers used:	☑Yes ☐No ☐N/A	I = TB1 II = TB2 III = TB3
Pace containers used:	☑Yes ☐No ☐N/A	9.
Containers intact:	☑Yes ☐No ☐N/A	10.
Unpreserved 5035A soils frozen w/in 48hrs?	☐Yes ☐No ☑N/A	11.
Filtered volume received for dissolved tests?	☐Yes ☐No ☑N/A	12.
Sample labels match COC: Includes date/time/ID/analyses Matrix: WT	☑Yes ☐No ☐N/A	13.
All containers needing preservation have been checked.	☑Yes ☐No ☐N/A	
All containers needing preservation are found to be in compliance with EPA recommendation.	☑Yes ☐No ☐N/A	14.
Exceptions: VOA, Coliform, O&G, WI-DRO (water)	☑Yes ☐No	Initial when completed / Lot # of added preservative
Trip Blank present: Pace Trip Blank lot # (if purchased): 070716-3	☑Yes ☐No ☐N/A	15.
Headspace in VOA vials (>6mm):	☐Yes ☑No ☐N/A	16.
Project sampled in USDA Regulated Area:	☐Yes ☐No ☑N/A	17. List State:
Additional labels attached to 5035A vials in the field?	☐Yes ☐No ☑N/A	18.

Client Notification/ Resolution: Copy COC to Client? Y / (N) Field Data Required? Y / (N)

Person Contacted: Date/Time:

Comments/ Resolution:

Project Manager Review: CRS Date: 5/3/16

F-KS-C-003-Rev.9, 30June2015

Pace Analytical
www.pacelabs.com

CHAIN-OF-CUSTODY / Analytical Request Document

The Chain-of-Custody is a LEGAL DOCUMENT. All relevant fields must be completed accurately.

Page: 1 of 2

Section A Required Client Information:

Company:	Environ
Address:	7500 College Blvd., Ste. 925
	Overland Park, KS 66210
Email To:	wstonestreet@environcorp.com
Phone: 913-553-5926	Fax:
Requested Due Date/TAT:	

Section B Required Project Information:

Report To:	Wendy Stonestreet
Copy To:	Tammy Gleason
Purchase Order No.:	NA
Project Name:	Fort Smith, AR
Project Number:	

Section C Invoice Information:

Attention:	Tammy Gleason
Company Name:	Environ
Address:	250 Monroe Ave. NW Grand Rapids
Pace Quote Reference:	Michigan, 49503
Pace Project Manager:	Colleen Clyne
Pace Profile #:	7444, line 1

REGULATORY AGENCY

☐ NPDES ☐ GROUND WATER ☐ DRINKING WATER
☐ UST ☐ RCRA ☒ OTHER ADEQ

Site Location STATE: AR

Section D Required Client Information

SAMPLE ID (A-Z, 0-9 / ,-) Sample IDs MUST BE UNIQUE

Valid Matrix Codes

MATRIX	CODE
DRINKING WATER	DW
WATER	WT
WASTE WATER	WW
PRODUCT	P
SOIL/SOLID	SL
OIL	OL
WIPE	WP
AIR	AR
OTHER	OT
TISSUE	TS

ITEM #	SAMPLE ID	MATRIX CODE (see valid codes to left)	SAMPLE TYPE (G=GRAB C=COMP)	COLLECTED COMPOSITE START DATE	COMPOSITE START TIME	COMPOSITE END/GRAB DATE	COMPOSITE END/GRAB TIME	SAMPLE TEMP AT COLLECTION	# OF CONTAINERS	Preservatives: Unpreserved	H_2SO_4	HNO_3	HCl	NaOH + Zinc acetate	$Na_2S_2O_3$	Methanol	Other
1	MW-50R-201605	WT	G	5/2/16	1400				11	X	X	X	X	X			
2	MW-60R-201605	WT	G	5/2/16	1700				11	X	X	X	X	X			
3	MW-193-201605	WT	G	5/2/16	1255				11	X	X	X	X	X			
4	MW-67R-201605	WT	G	5/2/16	1458				11	X	X	X	X	X			
5	MW-68-201605	WT	G	5/2/16	1355				11	X	X	X	X	X			
6	MW-55R-201605	WT	G	5/2/16	1629				14	X	X	X	X	X			
7	MW-66-201605	WT	G	5/2/16	1315				11	X	X	X	X	X			
8	MW-63R-201605	WT	G	5/2/16	1745				11	X	X	X	X	X			
9	MW-39R-201605	WT	G	5/2/16	1320				11	X	X	X	X	X			
10	MW-40-201605	WT	G	5/2/16	1535				11	X	X	X	X	X			
11	MW-26-201605	WT	G	5/2/16	1400				11	X	X	X	X	X			
12	ITMW-20-201605	WT	G	5/2/16	1700				14	X	X	X	X	X			

Requested Analysis Filtered (Y/N)

Y/N	Analysis Test	8260 VOCs	Alkalinity	TOC	Chloride, Sulfate	8015 Chloroethanol (Pace Dallas)	6010-Iron/Mn	Ferric Iron calc. (send field Ferrous)	Ammonia	Nitrate+Nitrite	Total Phosphate (Pace Dallas)	Sulfide	CO2 Calc (Alkalinity + field pH)	Residual Chlorine (Y/N)	Pace Project No./ Lab I.D.
		X	X	X	X	X	X	X	X	X	X	X	X	N	60248184 WI
		X	X	X	X	X	X	X	X	X	X	X	X	N	AR
		X	X	X	X	X	X	X	X	X	X	X	X	N	MS
		X	X	X	X	X	X	X	X	X	X	X	X	N	MS
		X	X	X	X	X	X	X	X	X	X	X	X	N	MS
		X	X	X	X	X	X	X	X	X	X	X	X	N	MS/MSD 60249H 006
		X	X	X	X	X	X	X	X	X	X	X	X	N	007
		X	X	X	X	X	X	X	X	X	X	X	X	N	008
		X	X	X	X	X	X	X	X	X	X	X	X	N	009
		X	X	X	X	X	X	X	X	X	X	X	X	N	010
		X	X	X	X	X	X	X	X	X	X	X	X	N	011
		X	X	X	X	X	X	X	X	X	X	X	X	N	MS/MSD 60249H 012

ADDITIONAL COMMENTS	RELINQUISHED BY / AFFILIATION	DATE	TIME	ACCEPTED BY / AFFILIATION	DATE	TIME	SAMPLE CONDITIONS	Temp in °C	Received on Ice (Y/N)	Custody Sealed Cooler (Y/N)	Samples Intact (Y/N)
	Wendy Stonestreet/IRE	5/2/2016	1800	[illegible]	5/3/16	0500	3-7		Y	Y	Y
							3-0		X	Y	Y
							2-9		Y	Y	Y

SAMPLER NAME AND SIGNATURE

PRINT Name of SAMPLER: Wendy Stonestreet

SIGNATURE of SAMPLER: Wendy Stonestreet DATE Signed (MM/DD/YY): 5/2/16

"Important Note: By signing this form you are accepting Pace's NET 30 day payment terms and agreeing to late charges of 1.5% per month for any invoices not paid within 30 days.

F-ALL-Q-020rev.07, 15-Feb-2007

Pace Analytical
www.pacelabs.com

CHAIN-OF-CUSTODY / Analytical Request Document

The Chain-of-Custody is a LEGAL DOCUMENT. All relevant fields must be completed accurately.

Section A Required Client Information:

Company:	Environ
Address:	7500 College Blvd., Ste. 925
	Overland Park, KS 66210
Email To:	wstonestreet@environcorp.com
Phone: 913-553-5926	Fax:
Requested Due Date/TAT:	

Section B Required Project Information:

Report To:	Wendy Stonestreet
Copy To:	Tammy Gleason
Purchase Order No.:	NA
Project Name:	Fort Smith, AR
Project Number:	

Section C Invoice Information:

Attention:	Tammy Gleason
Company Name:	Environ
Address:	250 Monroe Ave. NW Grand Rapids
Pace Quote Reference:	Michigan, 49503
Pace Project Manager:	Colleen Clyne
Pace Profile #:	7444, line 1

REGULATORY AGENCY

☐ NPDES ☐ GROUND WATER ☐ DRINKING WATER
☐ UST ☐ RCRA ☑ OTHER ADEQ

Site Location STATE: AR

Section D Required Client Information

SAMPLE ID (A-Z, 0-9 / ,-) Sample IDs MUST BE UNIQUE

Valid Matrix Codes

MATRIX	CODE
DRINKING WATER	DW
WATER	WT
WASTE WATER	WW
PRODUCT	P
SOIL/SOLID	SL
OIL	OL
WIPE	WP
AIR	AR
OTHER	OT
TISSUE	TS

Requested Analysis Filtered (Y/N)

ITEM #	SAMPLE ID	MATRIX CODE (see valid codes to left)	SAMPLE TYPE (G=GRAB C=COMP)	COLLECTED COMPOSITE START DATE	COLLECTED COMPOSITE START TIME	COLLECTED COMPOSITE END/GRAB DATE	COLLECTED COMPOSITE END/GRAB TIME	SAMPLE TEMP AT COLLECTION	# OF CONTAINERS	Preservatives: Unpreserved	H_2SO_4	HNO_3	HCl	NaOH	$Na_2S_2O_3$	Methanol	Other	Analysis Test Y/N	8260 VOCs	Alkalinity	TOC	Chloride, Sulfate	8015 Chloroethanol (Pace Dallas)	6010-Iron/Mn	Ferric Iron calc. (send field Ferrous)	Ammonia	Nitrate+Nitrite	Total Phosphate (Pace Dallas)	Sulfide	CO2 Calc (Alkalinity + field pH)	Residual Chlorine (Y/N)	Pace Project No./ Lab I.D.
1	TB-01-201605	WT	G	5/2/16	—				2				X						X											N	30694 013
2	TB-02-201605	WT	G	5/2/16	—				2				X						X											N	014
3	TB-03-201605	WT	G	5/2/16	—				2				X						X											N	015
4	EB-01-201605	WT	G	5/2/16	1645				3				X						X											N	016
5	EB-02-201605	WT	G	5/2/16	1700				3				X						X											N	017
6																															
7																															
8																															
9																															
10																															
11																															
12																															

ADDITIONAL COMMENTS	RELINQUISHED BY / AFFILIATION	DATE	TIME	ACCEPTED BY / AFFILIATION	DATE	TIME	SAMPLE CONDITIONS: Temp in °C	Received on Ice (Y/N)	Custody Sealed Cooler (Y/N)	Samples Intact (Y/N)
	Wendy Stonestreet/RE	5/2/16	1800	[signature]	5/3/16	~~0850~~ 0715	3.7	Y	Y	Y
						0500	3.0	Y	Y	Y
							2.9	Y	Y	Y

SAMPLER NAME AND SIGNATURE

PRINT Name of SAMPLER: Wendy Stonestreet

SIGNATURE of SAMPLER: Wendy Stonestreet DATE Signed (MM/DD/YY): 5/2/16

*Important Note: By signing this form you are accepting Pace's NET 30 day payment terms and agreeing to late charges of 1.5% per month for any invoices not paid within 30 days.

Chain of Custody

WO# : 7543621

7543621

Pace Analytical®
www.pacelabs.com

Workorder: 60218184 **Workorder Name:** FORT SMITH, AR **Owner Received Date:** 5/3/2016 **Results Requested By:** 5/13/2016

Report To	Subcontract To
Colleen Clyne Pace Analytical Kansas 9608 Loiret Blvd. Lenexa, KS 66219 Phone (913)599-5665	Pace Analytical Dallas 400 West Bethany Drive Suite 190 Allen, TX 75013 Phone (972)727-1123

Item	Sample ID	Sample Type	Collect Date/Time	Lab ID	Matrix	Preserved Containers: DG9U	Preserved Containers: BP3S	Requested Analysis: 8015 Chloroethanol	Requested Analysis: Total phosphate	LAB USE ONLY
1	MW-50R-201605	PS	5/2/2016 14:00	60218184001	Water	3	1	X	X	001
2	MW-60R-201605	PS	5/2/2016 17:00	60218184002	Water	3	1	X	X	002
3	MW-193-201605	PS	5/2/2016 12:55	60218184003	Water	3	1	X	X	003
4	MW-67R-201605	PS	5/2/2016 14:58	60218184004	Water	3	1	X	X	004
5	MW-68-201605	PS	5/2/2016 13:55	60218184005	Water	3	1	X	X	005
6	MW-55R-201605	RQS	5/2/2016 16:29	60218184006	Water	3	1	X	X	006
7	MW-66-201605	PS	5/2/2016 13:15	60218184007	Water	3	1	X	X	007
8	MW-63R-201605	PS	5/2/2016 17:45	60218184008	Water	3	1	X	X	008
9	MW-39R-201605	PS	5/2/2016 13:20	60218184009	Water	3	1	X	X	009
10	MW-40R-201605	PS	5/2/2016 15:35	60218184010	Water	3	1	X	X	010
11	MW-26-201605	PS	5/2/2016 14:00	60218184011	Water	3	1	X	X	011
12	ITMW-20-201605	RQS	5/2/2016 17:00	60218184012	Water	3	1	X	X	012

Transfers	Released By	Date/Time	Received	Date/Time
1	[illegible]	5/3 1700	Kathy Weeman / Pace	5/4/16 0848
2				
3				

Comments

Cooler Temperature on Receipt 13 °C IR02 **Custody Seal** Y or N **Received on Ice** Y or N **Samples Intact** Y or N

****In order to maintain client confidentiality, location/name of the sampling site, sampler's name and signature may not be provided on this COC document. This chain of custody is considered complete as is since this information is available in the owner laboratory.*

Pace Analytical

Sample Condition Upon Receipt

☑Dallas ☐Ft Worth ☐San Angelo

Client Name: Pace - Kansas Project Work order: 75436021

Courier: FedEX ☑ UPS ☐ USPS ☐ Client ☐ Courier ☐ LSO ☐ PACE ☐ Other:

Tracking#: 4703 1642 4580

Custody Seal on Cooler/Box: Yes ☑ No ☐ **Seals Intact:** Yes ☑ No ☐ NA ☐

Packing Material: Bubble Wrap ☑ Bubble Bags ☐ Foam ☑ None ☐ Other ☐

Thermometer Used: IR-02 Type of Ice: Wet ☑ Blue ☐ None ☐ Sample Received on ice, cooling process has begun ☑

Cooler Temp: 1.3°C (Temp should be above freezing to 6°C)

Chain of Custody Present	Yes ☑ No ☐ NA ☐	1
Chain of Custody filled out	Yes ☑ No ☐ NA ☐	2
Chain of Custody relinquished	Yes ☑ No ☐ NA ☐	3
Sampler name & signature on COC	Yes ☐ No ☑ NA ☐	4
Sample received within HT	Yes ☑ No ☐ NA ☐	5
Short HT analyses (<72 hrs)	Yes ☐ No ☑ NA ☐	6
Rush TAT requested	Yes ☐ No ☑ NA ☐	7
Sufficient Volume received	Yes ☑ No ☐ NA ☐	8
Correct Container used Pace Container used	Yes ☑ No ☐ NA ☐ Yes ☑ No ☐ NA ☐	9
Container Intact	Yes ☑ No ☐ NA ☐	10
Unpreserved 5035A soil frozen within 48 hrs	Yes ☐ No ☐ NA ☑	11
Filtered volume received for Dissolved tests	Yes ☐ No ☐ NA ☑	12
Sample labels match COC Include date/time/ID/analyses Matrix: Water	Yes ☑ No ☐ NA ☐	13
All containers needing preservation have been checked	Yes ☑ No ☐ NA ☐	14a. Lot# of pH strip: 47150F pH checked Yes ☑ No ☐ pH<2 ☑ pH>9 ☐ pH>12 ☐ Lot# of Iodine strip: Lot# of Lead Acetate strip:
Do containers require preservation at the lab	Yes ☐ No ☑ NA ☐	14b. Preservation: / Lot#:
All containers needing preservation are found to be in Compliance with EPA recommendation **Exception**: VOA, coliform, O&G	Yes ☑ No ☐ NA ☐ Yes ☐ No ☑	14c.
Are soil samples (volatiles) received in Bulk ☐ Terracore ☐ EnCore ☐ NA ☑		15.
Trip Blank present Trip Blank Custody Seals Intact Pace Trip Blank Lot# (if purchased):	Yes ☐ No ☐ NA ☑ Yes ☐ No ☐ NA ☑	16.
Headspace in VOA (>6mm)	Yes ☐ No ☐ NA ☑	17.
Project sampled in USDA Regulated Area:	Yes ☐ No ☐ NA ☑	18. List State

Client Notification/Resolution/Comments:

Person Contacted: Date:

Comments/Resolution:

Person Examining Contents: Klu Date: 5/4/16

Pace Analytical Services, Inc.
9608 Loiret Blvd.
Lenexa, KS 66219
(913)599-5665

May 12, 2016

Wendy Stonestreet
Ramboll Environ
7500 College Blvd Ste 925
Overland Park, KS 66210

RE: Project: FORT SMITH, AR
Pace Project No.: 60218192

Dear Wendy Stonestreet:
Enclosed are the analytical results for sample(s) received by the laboratory on May 03, 2016. The results relate only to the samples included in this report. Results reported herein conform to the most current TNI standards and the laboratory's Quality Assurance Manual, where applicable, unless otherwise noted in the body of the report.

If you have any questions concerning this report, please feel free to contact me.

Sincerely,

Colleen Clyne
colleen.clyne@pacelabs.com
Project Manager

Enclosures

cc: Tamara Gleason, Ramboll Environ

This report shall not be reproduced, except in full,
without the written consent of Pace Analytical Services, Inc..

Pace Analytical Services, Inc.
9608 Loiret Blvd.
Lenexa, KS 66219
(913)599-5665

CERTIFICATIONS

Project: FORT SMITH, AR
Pace Project No.: 60218192

Kansas Certification IDs

9608 Loiret Boulevard, Lenexa, KS 66219
WY STR Certification #: 2456.01
Arkansas Certification #: 15-016-0
Illinois Certification #: 003097
Iowa Certification #: 118
Kansas/NELAP Certification #: E-10116
Louisiana Certification #: 03055
Nevada Certification #: KS000212008A
Oklahoma Certification #: 9205/9935
Texas Certification #: T104704407
Utah Certification #: KS00021
Kansas Field Laboratory Accreditation: # E-92587

REPORT OF LABORATORY ANALYSIS

This report shall not be reproduced, except in full,
without the written consent of Pace Analytical Services, Inc..

Pace Analytical Services, Inc.
9608 Loiret Blvd.
Lenexa, KS 66219
(913)599-5665

SAMPLE SUMMARY

Project: FORT SMITH, AR
Pace Project No.: 60218192

Lab ID	Sample ID	Matrix	Date Collected	Date Received
60218192001	**MW-177-201605**	Water	05/02/16 17:10	05/03/16 05:00
60218192002	**VP-15-201605**	Water	05/02/16 13:45	05/03/16 05:00
60218192003	**VP-12-201605**	Water	05/02/16 14:33	05/03/16 05:00

This report shall not be reproduced, except in full,
without the written consent of Pace Analytical Services, Inc..

Pace Analytical Services, Inc.
9608 Loiret Blvd.
Lenexa, KS 66219
(913)599-5665

SAMPLE ANALYTE COUNT

Project: FORT SMITH, AR
Pace Project No.: 60218192

Lab ID	Sample ID	Method	Analysts	Analytes Reported	Laboratory
60218192001	**MW-177-201605**	EPA 5030B/8260	PGH	38	PASI-K
60218192002	**VP-15-201605**	EPA 5030B/8260	PGH	38	PASI-K
60218192003	**VP-12-201605**	EPA 5030B/8260	PGH	38	PASI-K

This report shall not be reproduced, except in full,
without the written consent of Pace Analytical Services, Inc..

Pace Analytical Services, Inc.
9608 Loiret Blvd.
Lenexa, KS 66219
(913)599-5665

PROJECT NARRATIVE

Project: FORT SMITH, AR
Pace Project No.: 60218192

Method: **EPA 5030B/8260**
Description: 8260 MSV
Client: Ramboll Environ_AR
Date: May 12, 2016

General Information:
3 samples were analyzed for EPA 5030B/8260. All samples were received in acceptable condition with any exceptions noted below or on the chain-of custody and/or the sample condition upon receipt form (SCUR) attached at the end of this report.

Hold Time:
The samples were analyzed within the method required hold times with any exceptions noted below.

Initial Calibrations (including MS Tune as applicable):
All criteria were within method requirements with any exceptions noted below.

Continuing Calibration:
All criteria were within method requirements with any exceptions noted below.

Internal Standards:
All internal standards were within QC limits with any exceptions noted below.

Surrogates:
All surrogates were within QC limits with any exceptions noted below.

Method Blank:
All analytes were below the report limit in the method blank, where applicable, with any exceptions noted below.

Laboratory Control Spike:
All laboratory control spike compounds were within QC limits with any exceptions noted below.

Matrix Spikes:
All percent recoveries and relative percent differences (RPDs) were within acceptance criteria with any exceptions noted below.

Additional Comments:

This data package has been reviewed for quality and completeness and is approved for release.

This report shall not be reproduced, except in full,
without the written consent of Pace Analytical Services, Inc..

Pace Analytical Services, Inc.
9608 Loiret Blvd.
Lenexa, KS 66219
(913)599-5665

ANALYTICAL RESULTS

Project: FORT SMITH, AR
Pace Project No.: 60218192

Sample: MW-177-201605 **Lab ID: 60218192001** Collected: 05/02/16 17:10 Received: 05/03/16 05:00 Matrix: Water

Parameters	Results	Units	Report Limit	MDL	DF	Prepared	Analyzed	CAS No.	Qual
8260 MSV	Analytical Method: EPA 5030B/8260								
Acetone	ND	ug/L	10.0	1.9	1		05/09/16 21:03	67-64-1	
Benzene	ND	ug/L	1.0	0.060	1		05/09/16 21:03	71-43-2	
Bromodichloromethane	ND	ug/L	1.0	0.19	1		05/09/16 21:03	75-27-4	
Bromoform	ND	ug/L	1.0	0.070	1		05/09/16 21:03	75-25-2	
Bromomethane	ND	ug/L	5.0	0.16	1		05/09/16 21:03	74-83-9	
2-Butanone (MEK)	ND	ug/L	10.0	0.59	1		05/09/16 21:03	78-93-3	
Carbon disulfide	ND	ug/L	5.0	0.12	1		05/09/16 21:03	75-15-0	
Carbon tetrachloride	ND	ug/L	1.0	0.18	1		05/09/16 21:03	56-23-5	
Chlorobenzene	ND	ug/L	1.0	0.21	1		05/09/16 21:03	108-90-7	
Chloroethane	ND	ug/L	1.0	0.15	1		05/09/16 21:03	75-00-3	
Chloroform	ND	ug/L	1.0	0.14	1		05/09/16 21:03	67-66-3	
Chloromethane	ND	ug/L	1.0	0.080	1		05/09/16 21:03	74-87-3	
Dibromochloromethane	ND	ug/L	1.0	0.21	1		05/09/16 21:03	124-48-1	
1,1-Dichloroethane	ND	ug/L	1.0	0.050	1		05/09/16 21:03	75-34-3	
1,2-Dichloroethane	ND	ug/L	1.0	0.12	1		05/09/16 21:03	107-06-2	
1,1-Dichloroethene	ND	ug/L	1.0	0.20	1		05/09/16 21:03	75-35-4	
cis-1,2-Dichloroethene	ND	ug/L	1.0	0.080	1		05/09/16 21:03	156-59-2	
trans-1,2-Dichloroethene	ND	ug/L	1.0	0.20	1		05/09/16 21:03	156-60-5	
1,2-Dichloropropane	ND	ug/L	1.0	0.16	1		05/09/16 21:03	78-87-5	
cis-1,3-Dichloropropene	ND	ug/L	1.0	0.14	1		05/09/16 21:03	10061-01-5	
trans-1,3-Dichloropropene	ND	ug/L	1.0	0.12	1		05/09/16 21:03	10061-02-6	
Ethylbenzene	ND	ug/L	1.0	0.18	1		05/09/16 21:03	100-41-4	
2-Hexanone	ND	ug/L	10.0	1.2	1		05/09/16 21:03	591-78-6	
Methylene chloride	ND	ug/L	1.0	0.15	1		05/09/16 21:03	75-09-2	
4-Methyl-2-pentanone (MIBK)	ND	ug/L	10.0	0.42	1		05/09/16 21:03	108-10-1	
Styrene	ND	ug/L	1.0	0.12	1		05/09/16 21:03	100-42-5	
1,1,2,2-Tetrachloroethane	ND	ug/L	1.0	0.15	1		05/09/16 21:03	79-34-5	
Tetrachloroethene	ND	ug/L	1.0	0.10	1		05/09/16 21:03	127-18-4	
Toluene	ND	ug/L	1.0	0.17	1		05/09/16 21:03	108-88-3	
1,1,1-Trichloroethane	ND	ug/L	1.0	0.11	1		05/09/16 21:03	71-55-6	
1,1,2-Trichloroethane	ND	ug/L	1.0	0.20	1		05/09/16 21:03	79-00-5	
Trichloroethene	ND	ug/L	1.0	0.17	1		05/09/16 21:03	79-01-6	
Vinyl chloride	ND	ug/L	1.0	0.13	1		05/09/16 21:03	75-01-4	
Xylene (Total)	ND	ug/L	3.0	0.42	1		05/09/16 21:03	1330-20-7	
Surrogates									
4-Bromofluorobenzene (S)	102	%	77-130		1		05/09/16 21:03	460-00-4	
1,2-Dichloroethane-d4 (S)	107	%	81-127		1		05/09/16 21:03	17060-07-0	
Toluene-d8 (S)	101	%	80-120		1		05/09/16 21:03	2037-26-5	
Preservation pH	**1.0**		0.10	0.10	1		05/09/16 21:03		

REPORT OF LABORATORY ANALYSIS

This report shall not be reproduced, except in full,
without the written consent of Pace Analytical Services, Inc..

Pace Analytical Services, Inc.
9608 Loiret Blvd.
Lenexa, KS 66219
(913)599-5665

ANALYTICAL RESULTS

Project: FORT SMITH, AR
Pace Project No.: 60218192

Sample: VP-15-201605 **Lab ID: 60218192002** Collected: 05/02/16 13:45 Received: 05/03/16 05:00 Matrix: Water

Parameters	Results	Units	Report Limit	MDL	DF	Prepared	Analyzed	CAS No.	Qual
8260 MSV	Analytical Method: EPA 5030B/8260								
Acetone	ND	ug/L	10.0	1.9	1		05/09/16 21:18	67-64-1	
Benzene	**0.60J**	ug/L	1.0	0.060	1		05/09/16 21:18	71-43-2	
Bromodichloromethane	ND	ug/L	1.0	0.19	1		05/09/16 21:18	75-27-4	
Bromoform	ND	ug/L	1.0	0.070	1		05/09/16 21:18	75-25-2	
Bromomethane	ND	ug/L	5.0	0.16	1		05/09/16 21:18	74-83-9	
2-Butanone (MEK)	ND	ug/L	10.0	0.59	1		05/09/16 21:18	78-93-3	
Carbon disulfide	ND	ug/L	5.0	0.12	1		05/09/16 21:18	75-15-0	
Carbon tetrachloride	ND	ug/L	1.0	0.18	1		05/09/16 21:18	56-23-5	
Chlorobenzene	ND	ug/L	1.0	0.21	1		05/09/16 21:18	108-90-7	
Chloroethane	ND	ug/L	1.0	0.15	1		05/09/16 21:18	75-00-3	
Chloroform	ND	ug/L	1.0	0.14	1		05/09/16 21:18	67-66-3	
Chloromethane	ND	ug/L	1.0	0.080	1		05/09/16 21:18	74-87-3	
Dibromochloromethane	ND	ug/L	1.0	0.21	1		05/09/16 21:18	124-48-1	
1,1-Dichloroethane	ND	ug/L	1.0	0.050	1		05/09/16 21:18	75-34-3	
1,2-Dichloroethane	ND	ug/L	1.0	0.12	1		05/09/16 21:18	107-06-2	
1,1-Dichloroethene	ND	ug/L	1.0	0.20	1		05/09/16 21:18	75-35-4	
cis-1,2-Dichloroethene	ND	ug/L	1.0	0.080	1		05/09/16 21:18	156-59-2	
trans-1,2-Dichloroethene	ND	ug/L	1.0	0.20	1		05/09/16 21:18	156-60-5	
1,2-Dichloropropane	ND	ug/L	1.0	0.16	1		05/09/16 21:18	78-87-5	
cis-1,3-Dichloropropene	ND	ug/L	1.0	0.14	1		05/09/16 21:18	10061-01-5	
trans-1,3-Dichloropropene	ND	ug/L	1.0	0.12	1		05/09/16 21:18	10061-02-6	
Ethylbenzene	ND	ug/L	1.0	0.18	1		05/09/16 21:18	100-41-4	
2-Hexanone	ND	ug/L	10.0	1.2	1		05/09/16 21:18	591-78-6	
Methylene chloride	ND	ug/L	1.0	0.15	1		05/09/16 21:18	75-09-2	
4-Methyl-2-pentanone (MIBK)	ND	ug/L	10.0	0.42	1		05/09/16 21:18	108-10-1	
Styrene	ND	ug/L	1.0	0.12	1		05/09/16 21:18	100-42-5	
1,1,2,2-Tetrachloroethane	ND	ug/L	1.0	0.15	1		05/09/16 21:18	79-34-5	
Tetrachloroethene	ND	ug/L	1.0	0.10	1		05/09/16 21:18	127-18-4	
Toluene	ND	ug/L	1.0	0.17	1		05/09/16 21:18	108-88-3	
1,1,1-Trichloroethane	ND	ug/L	1.0	0.11	1		05/09/16 21:18	71-55-6	
1,1,2-Trichloroethane	ND	ug/L	1.0	0.20	1		05/09/16 21:18	79-00-5	
Trichloroethene	ND	ug/L	1.0	0.17	1		05/09/16 21:18	79-01-6	
Vinyl chloride	ND	ug/L	1.0	0.13	1		05/09/16 21:18	75-01-4	
Xylene (Total)	ND	ug/L	3.0	0.42	1		05/09/16 21:18	1330-20-7	
Surrogates									
4-Bromofluorobenzene (S)	96	%	77-130		1		05/09/16 21:18	460-00-4	
1,2-Dichloroethane-d4 (S)	101	%	81-127		1		05/09/16 21:18	17060-07-0	
Toluene-d8 (S)	102	%	80-120		1		05/09/16 21:18	2037-26-5	
Preservation pH	**1.0**		0.10	0.10	1		05/09/16 21:18		

REPORT OF LABORATORY ANALYSIS

This report shall not be reproduced, except in full,
without the written consent of Pace Analytical Services, Inc..

Pace Analytical Services, Inc.
9608 Loiret Blvd.
Lenexa, KS 66219
(913)599-5665

ANALYTICAL RESULTS

Project: FORT SMITH, AR
Pace Project No.: 60218192

Sample: VP-12-201605 **Lab ID: 60218192003** Collected: 05/02/16 14:33 Received: 05/03/16 05:00 Matrix: Water

Parameters	Results	Units	Report Limit	MDL	DF	Prepared	Analyzed	CAS No.	Qual
8260 MSV	Analytical Method: EPA 5030B/8260								
Acetone	ND	ug/L	10.0	1.9	1		05/09/16 21:32	67-64-1	
Benzene	ND	ug/L	1.0	0.060	1		05/09/16 21:32	71-43-2	
Bromodichloromethane	ND	ug/L	1.0	0.19	1		05/09/16 21:32	75-27-4	
Bromoform	ND	ug/L	1.0	0.070	1		05/09/16 21:32	75-25-2	
Bromomethane	ND	ug/L	5.0	0.16	1		05/09/16 21:32	74-83-9	
2-Butanone (MEK)	ND	ug/L	10.0	0.59	1		05/09/16 21:32	78-93-3	
Carbon disulfide	**0.21J**	ug/L	5.0	0.12	1		05/09/16 21:32	75-15-0	
Carbon tetrachloride	ND	ug/L	1.0	0.18	1		05/09/16 21:32	56-23-5	
Chlorobenzene	ND	ug/L	1.0	0.21	1		05/09/16 21:32	108-90-7	
Chloroethane	ND	ug/L	1.0	0.15	1		05/09/16 21:32	75-00-3	
Chloroform	**0.19J**	ug/L	1.0	0.14	1		05/09/16 21:32	67-66-3	
Chloromethane	ND	ug/L	1.0	0.080	1		05/09/16 21:32	74-87-3	
Dibromochloromethane	ND	ug/L	1.0	0.21	1		05/09/16 21:32	124-48-1	
1,1-Dichloroethane	ND	ug/L	1.0	0.050	1		05/09/16 21:32	75-34-3	
1,2-Dichloroethane	ND	ug/L	1.0	0.12	1		05/09/16 21:32	107-06-2	
1,1-Dichloroethene	ND	ug/L	1.0	0.20	1		05/09/16 21:32	75-35-4	
cis-1,2-Dichloroethene	ND	ug/L	1.0	0.080	1		05/09/16 21:32	156-59-2	
trans-1,2-Dichloroethene	ND	ug/L	1.0	0.20	1		05/09/16 21:32	156-60-5	
1,2-Dichloropropane	ND	ug/L	1.0	0.16	1		05/09/16 21:32	78-87-5	
cis-1,3-Dichloropropene	ND	ug/L	1.0	0.14	1		05/09/16 21:32	10061-01-5	
trans-1,3-Dichloropropene	ND	ug/L	1.0	0.12	1		05/09/16 21:32	10061-02-6	
Ethylbenzene	ND	ug/L	1.0	0.18	1		05/09/16 21:32	100-41-4	
2-Hexanone	ND	ug/L	10.0	1.2	1		05/09/16 21:32	591-78-6	
Methylene chloride	ND	ug/L	1.0	0.15	1		05/09/16 21:32	75-09-2	
4-Methyl-2-pentanone (MIBK)	ND	ug/L	10.0	0.42	1		05/09/16 21:32	108-10-1	
Styrene	ND	ug/L	1.0	0.12	1		05/09/16 21:32	100-42-5	
1,1,2,2-Tetrachloroethane	ND	ug/L	1.0	0.15	1		05/09/16 21:32	79-34-5	
Tetrachloroethene	ND	ug/L	1.0	0.10	1		05/09/16 21:32	127-18-4	
Toluene	ND	ug/L	1.0	0.17	1		05/09/16 21:32	108-88-3	
1,1,1-Trichloroethane	ND	ug/L	1.0	0.11	1		05/09/16 21:32	71-55-6	
1,1,2-Trichloroethane	ND	ug/L	1.0	0.20	1		05/09/16 21:32	79-00-5	
Trichloroethene	ND	ug/L	1.0	0.17	1		05/09/16 21:32	79-01-6	
Vinyl chloride	ND	ug/L	1.0	0.13	1		05/09/16 21:32	75-01-4	
Xylene (Total)	ND	ug/L	3.0	0.42	1		05/09/16 21:32	1330-20-7	
Surrogates									
4-Bromofluorobenzene (S)	97	%	77-130		1		05/09/16 21:32	460-00-4	
1,2-Dichloroethane-d4 (S)	92	%	81-127		1		05/09/16 21:32	17060-07-0	
Toluene-d8 (S)	99	%	80-120		1		05/09/16 21:32	2037-26-5	
Preservation pH	**1.0**		0.10	0.10	1		05/09/16 21:32		

REPORT OF LABORATORY ANALYSIS

This report shall not be reproduced, except in full,
without the written consent of Pace Analytical Services, Inc..

Pace Analytical Services, Inc.
9608 Loiret Blvd.
Lenexa, KS 66219
(913)599-5665

QUALITY CONTROL DATA

Project: FORT SMITH, AR
Pace Project No.: 60218192

QC Batch: MSV/75656 Analysis Method: EPA 5030B/8260
QC Batch Method: EPA 5030B/8260 Analysis Description: 8260 MSV Water 10 mL Purge
Associated Lab Samples: 60218192001, 60218192002, 60218192003

METHOD BLANK: 1754642 Matrix: Water
Associated Lab Samples: 60218192001, 60218192002, 60218192003

Parameter	Units	Blank Result	Reporting Limit	MDL	Analyzed	Qualifiers
1,1,1-Trichloroethane	ug/L	ND	1.0	0.11	05/09/16 18:54	
1,1,2,2-Tetrachloroethane	ug/L	ND	1.0	0.15	05/09/16 18:54	
1,1,2-Trichloroethane	ug/L	ND	1.0	0.20	05/09/16 18:54	
1,1-Dichloroethane	ug/L	ND	1.0	0.050	05/09/16 18:54	
1,1-Dichloroethene	ug/L	ND	1.0	0.20	05/09/16 18:54	
1,2-Dichloroethane	ug/L	ND	1.0	0.12	05/09/16 18:54	
1,2-Dichloropropane	ug/L	ND	1.0	0.16	05/09/16 18:54	
2-Butanone (MEK)	ug/L	ND	10.0	0.59	05/09/16 18:54	
2-Hexanone	ug/L	ND	10.0	1.2	05/09/16 18:54	
4-Methyl-2-pentanone (MIBK)	ug/L	ND	10.0	0.42	05/09/16 18:54	
Acetone	ug/L	ND	10.0	1.9	05/09/16 18:54	
Benzene	ug/L	ND	1.0	0.060	05/09/16 18:54	
Bromodichloromethane	ug/L	ND	1.0	0.19	05/09/16 18:54	
Bromoform	ug/L	ND	1.0	0.070	05/09/16 18:54	
Bromomethane	ug/L	ND	5.0	0.16	05/09/16 18:54	
Carbon disulfide	ug/L	ND	5.0	0.12	05/09/16 18:54	
Carbon tetrachloride	ug/L	ND	1.0	0.18	05/09/16 18:54	
Chlorobenzene	ug/L	ND	1.0	0.21	05/09/16 18:54	
Chloroethane	ug/L	ND	1.0	0.15	05/09/16 18:54	
Chloroform	ug/L	ND	1.0	0.14	05/09/16 18:54	
Chloromethane	ug/L	ND	1.0	0.080	05/09/16 18:54	
cis-1,2-Dichloroethene	ug/L	ND	1.0	0.080	05/09/16 18:54	
cis-1,3-Dichloropropene	ug/L	ND	1.0	0.14	05/09/16 18:54	
Dibromochloromethane	ug/L	ND	1.0	0.21	05/09/16 18:54	
Ethylbenzene	ug/L	ND	1.0	0.18	05/09/16 18:54	
Methylene chloride	ug/L	ND	1.0	0.15	05/09/16 18:54	
Styrene	ug/L	ND	1.0	0.12	05/09/16 18:54	
Tetrachloroethene	ug/L	ND	1.0	0.10	05/09/16 18:54	
Toluene	ug/L	ND	1.0	0.17	05/09/16 18:54	
trans-1,2-Dichloroethene	ug/L	ND	1.0	0.20	05/09/16 18:54	
trans-1,3-Dichloropropene	ug/L	ND	1.0	0.12	05/09/16 18:54	
Trichloroethene	ug/L	ND	1.0	0.17	05/09/16 18:54	
Vinyl chloride	ug/L	ND	1.0	0.13	05/09/16 18:54	
Xylene (Total)	ug/L	ND	3.0	0.42	05/09/16 18:54	
1,2-Dichloroethane-d4 (S)	%	96	81-127		05/09/16 18:54	
4-Bromofluorobenzene (S)	%	101	77-130		05/09/16 18:54	
Toluene-d8 (S)	%	99	80-120		05/09/16 18:54	

Results presented on this page are in the units indicated by the "Units" column except where an alternate unit is presented to the right of the result.

REPORT OF LABORATORY ANALYSIS

This report shall not be reproduced, except in full,
without the written consent of Pace Analytical Services, Inc..

Pace Analytical Services, Inc.
9608 Loiret Blvd.
Lenexa, KS 66219
(913)599-5665

QUALITY CONTROL DATA

Project: FORT SMITH, AR
Pace Project No.: 60218192

LABORATORY CONTROL SAMPLE: 1754643

Parameter	Units	Spike Conc.	LCS Result	LCS % Rec	% Rec Limits	Qualifiers
1,1,1-Trichloroethane	ug/L	20	19.1	96	81-116	
1,1,2,2-Tetrachloroethane	ug/L	20	18.2	91	72-117	
1,1,2-Trichloroethane	ug/L	20	18.7	94	79-108	
1,1-Dichloroethane	ug/L	20	19.0	95	83-117	
1,1-Dichloroethene	ug/L	20	19.3	96	74-114	
1,2-Dichloroethane	ug/L	20	18.9	94	72-116	
1,2-Dichloropropane	ug/L	20	19.5	98	80-120	
2-Butanone (MEK)	ug/L	100	95.5	96	67-129	
2-Hexanone	ug/L	100	95.9	96	70-128	
4-Methyl-2-pentanone (MIBK)	ug/L	100	98.8	99	80-120	
Acetone	ug/L	100	102	102	56-142	
Benzene	ug/L	20	19.5	98	79-116	
Bromodichloromethane	ug/L	20	19.3	97	80-120	
Bromoform	ug/L	20	18.6	93	73-114	
Bromomethane	ug/L	20	20.2	101	49-153	
Carbon disulfide	ug/L	20	19.3	96	82-121	
Carbon tetrachloride	ug/L	20	18.4	92	80-116	
Chlorobenzene	ug/L	20	19.6	98	80-120	
Chloroethane	ug/L	20	19.1	96	67-124	
Chloroform	ug/L	20	19.4	97	79-120	
Chloromethane	ug/L	20	25.9	129	10-192	
cis-1,2-Dichloroethene	ug/L	20	19.0	95	80-120	
cis-1,3-Dichloropropene	ug/L	20	18.5	92	80-120	
Dibromochloromethane	ug/L	20	18.5	92	80-120	
Ethylbenzene	ug/L	20	19.5	98	80-120	
Methylene chloride	ug/L	20	20.9	105	80-120	
Styrene	ug/L	20	20.2	101	80-120	
Tetrachloroethene	ug/L	20	18.8	94	80-120	
Toluene	ug/L	20	19.5	97	80-120	
trans-1,2-Dichloroethene	ug/L	20	18.4	92	78-108	
trans-1,3-Dichloropropene	ug/L	20	19.7	99	85-120	
Trichloroethene	ug/L	20	19.5	97	76-114	
Vinyl chloride	ug/L	20	19.6	98	69-129	
Xylene (Total)	ug/L	60	59.9	100	80-120	
1,2-Dichloroethane-d4 (S)	%			95	81-127	
4-Bromofluorobenzene (S)	%			95	77-130	
Toluene-d8 (S)	%			101	80-120	

MATRIX SPIKE & MATRIX SPIKE DUPLICATE: 1754644 1754645

Parameter	Units	60218183003 Result	MS Spike Conc.	MSD Spike Conc.	MS Result	MSD Result	MS % Rec	MSD % Rec	% Rec Limits	RPD	Max RPD	Qual
1,1,1-Trichloroethane	ug/L	ND	20	20	21.5	19.9	108	100	70-135	8	12	
1,1,2,2-Tetrachloroethane	ug/L	ND	20	20	19.7	18.3	98	92	54-136	7	15	
1,1,2-Trichloroethane	ug/L	ND	20	20	18.5	18.0	92	90	70-113	3	15	

Results presented on this page are in the units indicated by the "Units" column except where an alternate unit is presented to the right of the result.

REPORT OF LABORATORY ANALYSIS

This report shall not be reproduced, except in full,
without the written consent of Pace Analytical Services, Inc..

Pace Analytical Services, Inc.
9608 Loiret Blvd.
Lenexa, KS 66219
(913)599-5665

QUALITY CONTROL DATA

Project: FORT SMITH, AR
Pace Project No.: 60218192

MATRIX SPIKE & MATRIX SPIKE DUPLICATE: 1754644 1754645

Parameter	Units	60218183003 Result	MS Spike Conc.	MSD Spike Conc.	MS Result	MSD Result	MS % Rec	MSD % Rec	% Rec Limits	RPD	Max RPD	Qual
1,1-Dichloroethane	ug/L	ND	20	20	21.0	19.5	105	98	80-122	7	13	
1,1-Dichloroethene	ug/L	ND	20	20	20.4	19.8	102	99	73-118	3	14	
1,2-Dichloroethane	ug/L	ND	20	20	19.6	18.7	98	93	54-137	5	41	
1,2-Dichloropropane	ug/L	ND	20	20	20.4	19.3	102	96	77-116	5	12	
2-Butanone (MEK)	ug/L	ND	100	100	87.3	86.1	87	86	30-127	1	18	
2-Hexanone	ug/L	ND	100	100	96.1	89.6	96	90	44-124	7	18	
4-Methyl-2-pentanone (MIBK)	ug/L	ND	100	100	101	97.4	101	97	70-124	3	15	
Acetone	ug/L	ND	100	100	94.6	88.3	95	88	10-132	7	20	
Benzene	ug/L	ND	20	20	21.6	20.1	108	100	37-151	7	40	
Bromodichloromethane	ug/L	ND	20	20	19.9	18.8	100	94	76-118	6	11	
Bromoform	ug/L	ND	20	20	18.9	17.5	94	88	64-113	7	15	
Bromomethane	ug/L	ND	20	20	19.0	19.8	95	99	41-154	4	43	
Carbon disulfide	ug/L	ND	20	20	21.5	20.2	107	101	80-139	6	17	
Carbon tetrachloride	ug/L	ND	20	20	20.9	19.7	105	99	75-127	6	13	
Chlorobenzene	ug/L	ND	20	20	20.7	19.7	104	99	79-113	5	13	
Chloroethane	ug/L	ND	20	20	21.7	20.5	109	103	53-154	6	20	
Chloroform	ug/L	ND	20	20	20.0	18.6	100	93	74-115	7	12	
Chloromethane	ug/L	ND	20	20	29.8	28.3	149	141	33-169	5	72	
cis-1,2-Dichloroethene	ug/L	20.0	20	20	39.8	39.4	99	97	58-139	1	40	
cis-1,3-Dichloropropene	ug/L	ND	20	20	19.0	18.3	95	92	70-120	4	14	
Dibromochloromethane	ug/L	ND	20	20	19.2	17.3	96	87	77-114	10	13	
Ethylbenzene	ug/L	ND	20	20	20.8	20.5	104	102	29-151	2	45	
Methylene chloride	ug/L	ND	20	20	21.2	19.3	106	96	76-120	9	13	
Styrene	ug/L	ND	20	20	20.0	18.5	100	93	66-127	8	15	
Tetrachloroethene	ug/L	ND	20	20	20.5	19.6	102	98	77-118	4	14	
Toluene	ug/L	ND	20	20	20.8	19.4	104	97	37-147	7	43	
trans-1,2-Dichloroethene	ug/L	ND	20	20	20.6	18.7	101	91	69-125	10	16	
trans-1,3-Dichloropropene	ug/L	ND	20	20	19.5	18.4	97	92	71-118	6	13	
Trichloroethene	ug/L	ND	20	20	21.2	20.2	103	98	71-116	5	14	
Vinyl chloride	ug/L	ND	20	20	22.9	21.3	112	103	65-142	7	22	
Xylene (Total)	ug/L	ND	60	60	63.3	59.2	106	99	27-156	7	46	
1,2-Dichloroethane-d4 (S)	%						95	99	81-127			
4-Bromofluorobenzene (S)	%						97	98	77-130			
Toluene-d8 (S)	%						98	98	80-120			
Preservation pH		1.0			1.0	1.0				0		

Results presented on this page are in the units indicated by the "Units" column except where an alternate unit is presented to the right of the result.

REPORT OF LABORATORY ANALYSIS

This report shall not be reproduced, except in full,
without the written consent of Pace Analytical Services, Inc..

Pace Analytical Services, Inc.
9608 Loiret Blvd.
Lenexa, KS 66219
(913)599-5665

QUALIFIERS

Project: FORT SMITH, AR
Pace Project No.: 60218192

DEFINITIONS

DF - Dilution Factor, if reported, represents the factor applied to the reported data due to dilution of the sample aliquot.

ND - Not Detected at or above adjusted reporting limit.

J - Estimated concentration above the adjusted method detection limit and below the adjusted reporting limit.

MDL - Adjusted Method Detection Limit.

PQL - Practical Quantitation Limit.

RL - Reporting Limit.

S - Surrogate

1,2-Diphenylhydrazine decomposes to and cannot be separated from Azobenzene using Method 8270. The result for each analyte is a combined concentration.

Consistent with EPA guidelines, unrounded data are displayed and have been used to calculate % recovery and RPD values.

LCS(D) - Laboratory Control Sample (Duplicate)

MS(D) - Matrix Spike (Duplicate)

DUP - Sample Duplicate

RPD - Relative Percent Difference

NC - Not Calculable.

SG - Silica Gel - Clean-Up

U - Indicates the compound was analyzed for, but not detected.

N-Nitrosodiphenylamine decomposes and cannot be separated from Diphenylamine using Method 8270. The result reported for each analyte is a combined concentration.

Pace Analytical is TNI accredited. Contact your Pace PM for the current list of accredited analytes.

TNI - The NELAC Institute.

LABORATORIES

PASI-K Pace Analytical Services - Kansas City

This report shall not be reproduced, except in full,
without the written consent of Pace Analytical Services, Inc..

Pace Analytical Services, Inc.
9608 Loiret Blvd.
Lenexa, KS 66219
(913)599-5665

QUALITY CONTROL DATA CROSS REFERENCE TABLE

Project: FORT SMITH, AR
Pace Project No.: 60218192

Lab ID	Sample ID	QC Batch Method	QC Batch	Analytical Method	Analytical Batch
60218192001	**MW-177-201605**	EPA 5030B/8260	MSV/75656		
60218192002	**VP-15-201605**	EPA 5030B/8260	MSV/75656		
60218192003	**VP-12-201605**	EPA 5030B/8260	MSV/75656		

This report shall not be reproduced, except in full,
without the written consent of Pace Analytical Services, Inc..

Pace Analytical
www.pacelabs.com

Sample Condition Upon Receipt

WO# : 60218192

60218192

Client Name: Environ

Optional
Proj Due Date:
Proj Name:

Courier: FedEx ☐ UPS ☐ VIA ☑ Clay ☐ PEX ☐ ECI ☐ Pace ☐ Other ☐ Client ☐

Tracking #: _____ Pace Shipping Label Used? Yes ☐ No ☑

Custody Seal on Cooler/Box Present: Yes ☑ No ☐ Seals intact: Yes ☑ No ☐

Packing Material: Bubble Wrap ☐ Bubble Bags ☐ Foam ☑ None ☐ Other ☐

Thermometer Used: CF +1.0 T-239 / CF 0.0 T-262 **Type of Ice:** Wet Blue None ☐ Samples received on ice, cooling process has begun.
(circle one)

Cooler Temperature: 3-0

Date and initials of person examining contents: pb 5/3/16

Temperature should be above freezing to 6°C

Chain of Custody present:	☑Yes ☐No ☐N/A	1.
Chain of Custody filled out:	☑Yes ☐No ☐N/A	2.
Chain of Custody relinquished:	☑Yes ☐No ☐N/A	3.
Sampler name & signature on COC:	☑Yes ☐No ☐N/A	4.
Samples arrived within holding time:	☑Yes ☐No ☐N/A	5.
Short Hold Time analyses (<72hr):	☐Yes ☑No ☐N/A	6.
Rush Turn Around Time requested:	☐Yes ☑No ☐N/A	7.
Sufficient volume:	☑Yes ☐No ☐N/A	8.
Correct containers used:	☑Yes ☐No ☐N/A	
Pace containers used:	☑Yes ☐No ☐N/A	9.
Containers intact:	☑Yes ☐No ☐N/A	10.
Unpreserved 5035A soils frozen w/in 48hrs?	☐Yes ☐No ☑N/A	11.
Filtered volume received for dissolved tests?	☐Yes ☐No ☑N/A	12.
Sample labels match COC:	☑Yes ☐No ☐N/A	
Includes date/time/ID/analyses Matrix: WT		13.
All containers needing preservation have been checked.	☐Yes ☐No ☑N/A	
All containers needing preservation are found to be in compliance with EPA recommendation.	☐Yes ☐No ☑N/A	14.
Exceptions: VOA, Coliform, O&G, WI-DRO (water)	☑Yes ☐No	Initial when completed / Lot # of added preservative
Trip Blank present:	☐Yes ☑No ☐N/A	
Pace Trip Blank lot # (if purchased): _____		15.
Headspace in VOA vials (>6mm):	☐Yes ☑No ☐N/A	16.
Project sampled in USDA Regulated Area:	☐Yes ☐No ☑N/A	17. List State:
Additional labels attached to 5035A vials in the field?	☐Yes ☐No ☑N/A	18.

Client Notification/ Resolution: Copy COC to Client? Y / N Field Data Required? Y / N

Person Contacted: _____ Date/Time: _____

Comments/ Resolution: _____

Project Manager Review: Colleen Clyne Date: 05/03/2016

Pace Analytical™
www.pacelabs.com

CHAIN-OF-CUSTODY / Analytical Request Document

The Chain-of-Custody is a LEGAL DOCUMENT. All relevant fields must be completed accurately.

Page: 1 of 1

Section A Required Client Information:		Section B Required Project Information:		Section C Invoice Information:	
Company:	Environ	Report To:	Wendy Stonestreet	Attention:	Tammy Gleason
Address:	7500 College Blvd., Ste. 925	Copy To:	Tammy Gleason	Company Name:	Environ
	Overland Park, KS 66210			Address:	250 Monroe Ave. NW Grand Rapids
Email To:	wstonestreet@environcorp.com	Purchase Order No.:	NA	Pace Quote Reference:	Michigan, 49503
Phone: 913-553-5926	Fax:	Project Name:	Fort Smith, AR	Pace Project Manager:	Colleen Clyne
Requested Due Date/TAT:		Project Number:		Pace Profile #:	7444, line 1

REGULATORY AGENCY

☐ NPDES ☐ GROUND WATER ☐ DRINKING WATER
☐ UST ☐ RCRA ☑ OTHER ADEQ

Site Location STATE: AR

Section D Required Client Information

Valid Matrix Codes

MATRIX	CODE
DRINKING WATER	DW
WATER	WT
WASTE WATER	WW
PRODUCT	P
SOIL/SOLID	SL
OIL	OL
WIPE	WP
AIR	AR
OTHER	OT
TISSUE	TS

SAMPLE ID (A-Z, 0-9 / ,-) Sample IDs MUST BE UNIQUE

Requested Analysis Filtered (Y/N)

ITEM #	SAMPLE ID	MATRIX CODE (see valid codes to left)	SAMPLE TYPE (G=GRAB C=COMP)	COLLECTED COMPOSITE START DATE	COLLECTED COMPOSITE START TIME	COLLECTED COMPOSITE END/GRAB DATE	COLLECTED COMPOSITE END/GRAB TIME	SAMPLE TEMP AT COLLECTION	# OF CONTAINERS	Preservatives: Unpreserved	H_2SO_4	HNO_3	HCl	NaOH	$Na_2S_2O_3$	Methanol	Other	Analysis Test (Y/N)	8260 VOCs	Alkalinity	TOC	Chloride, Sulfate	8015 Chloroethanol (Pace Dallas)	6010-Iron/Mn	Ferric Iron calc. (send field Ferrous)	Ammonia	Nitrate+Nitrite	Total Phosphate (Pace Dallas)	Sulfide	CO2 Calc (Alkalinity + field pH)	Residual Chlorine (Y/N)	Pace Project No./ Lab I.D.
1	MW-177-201605	WT	G	5/2/16	1710				3				X						X												N	3DG9H W1
2	VP-15-201605	WT	G	5/2/16	1345				3				X						X												N	W2
3	VP-12-201605	WT	G	5/2/16	1433				3				X						X												N	W3
4																																
5																																
6																																
7																																
8																																
9																																
10																																
11																																
12																																

60218192

Waived

ADDITIONAL COMMENTS	RELINQUISHED BY / AFFILIATION	DATE	TIME	ACCEPTED BY / AFFILIATION	DATE	TIME	SAMPLE CONDITIONS: Temp in °C	Received on Ice (Y/N)	Custody Sealed Cooler (Y/N)	Samples Intact (Y/N)
	Wendy Stonestreet / RE	5/2/16	1800	[signature]	5/3/16	0500	3-0	Y	Y	Y

SAMPLER NAME AND SIGNATURE

PRINT Name of SAMPLER: Wendy Stonestreet

SIGNATURE of SAMPLER: Wendy Stonestreet DATE Signed (MM/DD/YY): 5/2/16

*Important Note: By signing this form you are accepting Pace's NET 30 day payment terms and agreeing to late charges of 1.5% per month for any invoices not paid within 30 days.

F-ALL-Q-020rev.07, 15-Feb-2007

Pace Analytical Services, Inc.
9608 Loiret Blvd.
Lenexa, KS 66219
(913)599-5665

May 17, 2016

Wendy Stonestreet
Ramboll Environ
7500 College Blvd Ste 925
Overland Park, KS 66210

RE: Project: FORT SMITH, AR
Pace Project No.: 60218288

Dear Wendy Stonestreet:
Enclosed are the analytical results for sample(s) received by the laboratory between May 04, 2016 and May 05, 2016. The results relate only to the samples included in this report. Results reported herein conform to the most current TNI standards and the laboratory's Quality Assurance Manual, where applicable, unless otherwise noted in the body of the report.

If you have any questions concerning this report, please feel free to contact me.

Sincerely,

Colleen Clyne
colleen.clyne@pacelabs.com
Project Manager

Enclosures

cc: Tamara Gleason, Ramboll Environ

This report shall not be reproduced, except in full,
without the written consent of Pace Analytical Services, Inc..

Pace Analytical Services, Inc.
9608 Loiret Blvd.
Lenexa, KS 66219
(913)599-5665

CERTIFICATIONS

Project: FORT SMITH, AR
Pace Project No.: 60218288

Kansas Certification IDs

9608 Loiret Boulevard, Lenexa, KS 66219
WY STR Certification #: 2456.01
Arkansas Certification #: 15-016-0
Illinois Certification #: 003097
Iowa Certification #: 118
Kansas/NELAP Certification #: E-10116
Louisiana Certification #: 03055
Nevada Certification #: KS000212008A
Oklahoma Certification #: 9205/9935
Texas Certification #: T104704407
Utah Certification #: KS00021
Kansas Field Laboratory Accreditation: # E-92587

Dallas Certification IDs:

400 West Bethany Dr Suite 190, Allen, TX 75013
EPA# TX00074
Texas Certification #: T104704232-15-12
Texas Certification #: T104704232-14-8
Kansas Certification #: E-10388
Arkansas Certification #: 88-0647
Oklahoma Certification #: 2014-055
Louisiana Certification #: 02007

REPORT OF LABORATORY ANALYSIS

This report shall not be reproduced, except in full,
without the written consent of Pace Analytical Services, Inc..

Pace Analytical Services, Inc.
9608 Loiret Blvd.
Lenexa, KS 66219
(913)599-5665

SAMPLE SUMMARY

Project: FORT SMITH, AR
Pace Project No.: 60218288

Lab ID	Sample ID	Matrix	Date Collected	Date Received
60218288001	**MW-29-201605**	Water	05/03/16 08:55	05/04/16 05:05
60218288002	**RW-69-201605**	Water	05/03/16 11:08	05/04/16 05:05
60218288003	**MW-71-201605**	Water	05/03/16 13:24	05/04/16 05:05
60218288004	**IW-80-201605**	Water	05/03/16 12:55	05/04/16 05:05
60218288005	**MW-57R-201605**	Water	05/03/16 14:40	05/04/16 05:05
60218288006	**MW-62R-201605**	Water	05/03/16 09:45	05/04/16 05:05
60218288007	**TMW-11-201605**	Water	05/03/16 15:10	05/04/16 05:05
60218288008	**MW-61R-201605**	Water	05/03/16 12:10	05/04/16 05:05
60218288009	**TB-04-201605**	Water	05/03/16 08:55	05/04/16 05:05
60218288010	**MW-46R-201605**	Water	05/03/16 15:44	05/04/16 05:05
60218288011	**DUP-10-201605**	Water	05/03/16 15:44	05/04/16 05:05
60218288012	**TB-05-201605**	Water	05/03/16 08:55	05/04/16 05:05
60218288013	**EB-04-201605**	Water	05/03/16 17:15	05/04/16 05:05
60218288014	**EB-03-201605**	Water	05/03/16 17:00	05/04/16 05:05
60218288015	**MW-56R-201605**	Water	05/03/16 16:20	05/04/16 05:05
60218288016	**TB-06-201605**	Water	05/03/16 08:55	05/04/16 05:05
60218288017	**MW-65-201605**	Water	05/03/16 16:50	05/04/16 05:05
60218288018	**IW-72-201605**	Water	05/03/16 14:20	05/04/16 05:05
60218288019	**MW-35R-201605**	Water	05/03/16 15:05	05/04/16 05:05
60218288020	**MW-41R-201605**	Water	05/03/16 16:05	05/04/16 05:05
60218288021	**DUP-03-201605**	Water	05/03/16 16:05	05/04/16 05:05
60218288022	**MW-34R-201605**	Water	05/03/16 11:45	05/04/16 05:05
60218288023	**MW-188-201605**	Water	05/03/16 17:25	05/04/16 05:05
60218288024	**TB-07-201605**	Water	05/03/16 08:55	05/04/16 05:05
60218288025	**MW-89-201605**	Water	05/03/16 17:35	05/04/16 05:05
60218288026	**MW-36R-201605**	Water	05/03/16 10:45	05/05/16 05:06

This report shall not be reproduced, except in full,
without the written consent of Pace Analytical Services, Inc..

Pace Analytical Services, Inc.
9608 Loiret Blvd.
Lenexa, KS 66219
(913)599-5665

SAMPLE ANALYTE COUNT

Project: FORT SMITH, AR
Pace Project No.: 60218288

Lab ID	Sample ID	Method	Analysts	Analytes Reported	Laboratory
60218288001	**MW-29-201605**	EPA 8015 - Alcohol	MS1	1	PASI-D
		EPA 6010	TDS	2	PASI-K
		EPA 5030B/8260	PGH	38	PASI-K
		SM 2320B	HMM	3	PASI-K
		SM 3500-Fe B#4	TJG	1	PASI-K
		SM 4500-H+B	TJG	1	PASI-K
		SM 4500-S-2 D	HMM	1	PASI-K
		EPA 300.0	OL	2	PASI-K
		EPA 350.1	RAB	1	PASI-K
		EPA 353.2	CRS	3	PASI-K
		SM 4500-CO2 D	TJG	1	PASI-K
		SM 5310C	LDB	1	PASI-K
		SM 4500-P E	AR1	1	PASI-D
60218288002	**RW-69-201605**	EPA 8015 - Alcohol	MS1	1	PASI-D
		EPA 6010	TDS	2	PASI-K
		EPA 5030B/8260	PGH	38	PASI-K
		SM 2320B	HMM	3	PASI-K
		SM 3500-Fe B#4	TJG	1	PASI-K
		SM 4500-H+B	TJG	1	PASI-K
		SM 4500-S-2 D	HMM	1	PASI-K
		EPA 300.0	OL	2	PASI-K
		EPA 350.1	RAB	1	PASI-K
		EPA 353.2	CRS	3	PASI-K
		SM 4500-CO2 D	TJG	1	PASI-K
		SM 5310C	LDB	1	PASI-K
		SM 4500-P E	AR1	1	PASI-D
60218288003	**MW-71-201605**	EPA 8015 - Alcohol	MS1	1	PASI-D
		EPA 6010	TDS	2	PASI-K
		EPA 5030B/8260	PGH	38	PASI-K
		SM 2320B	HMM	3	PASI-K
		SM 3500-Fe B#4	TJG	1	PASI-K
		SM 4500-H+B	TJG	1	PASI-K
		SM 4500-S-2 D	HMM	1	PASI-K
		EPA 300.0	OL	2	PASI-K
		EPA 350.1	RAB	1	PASI-K
		EPA 353.2	CRS	3	PASI-K
		SM 4500-CO2 D	TJG	1	PASI-K

This report shall not be reproduced, except in full,
without the written consent of Pace Analytical Services, Inc..

Pace Analytical Services, Inc.
9608 Loiret Blvd.
Lenexa, KS 66219
(913)599-5665

SAMPLE ANALYTE COUNT

Project: FORT SMITH, AR
Pace Project No.: 60218288

Lab ID	Sample ID	Method	Analysts	Analytes Reported	Laboratory
		SM 5310C	LDB	1	PASI-K
		SM 4500-P E	AR1	1	PASI-D
60218288004	**IW-80-201605**	EPA 8015 - Alcohol	MS1	1	PASI-D
		EPA 6010	TDS	2	PASI-K
		EPA 5030B/8260	PGH	38	PASI-K
		SM 2320B	HMM	3	PASI-K
		SM 3500-Fe B#4	TJG	1	PASI-K
		SM 4500-H+B	TJG	1	PASI-K
		SM 4500-S-2 D	HMM	1	PASI-K
		EPA 300.0	OL	2	PASI-K
		EPA 350.1	RAB	1	PASI-K
		EPA 353.2	CRS	3	PASI-K
		SM 4500-CO2 D	TJG	1	PASI-K
		SM 5310C	LDB	1	PASI-K
		SM 4500-P E	AR1	1	PASI-D
60218288005	**MW-57R-201605**	EPA 8015 - Alcohol	MS1	1	PASI-D
		EPA 6010	TDS	2	PASI-K
		EPA 5030B/8260	PGH	38	PASI-K
		SM 2320B	HMM	3	PASI-K
		SM 3500-Fe B#4	TJG	1	PASI-K
		SM 4500-H+B	TJG	1	PASI-K
		SM 4500-S-2 D	HMM	1	PASI-K
		EPA 300.0	OL	2	PASI-K
		EPA 350.1	RAB	1	PASI-K
		EPA 353.2	CRS	3	PASI-K
		SM 4500-CO2 D	TJG	1	PASI-K
		SM 5310C	LDB	1	PASI-K
		SM 4500-P E	AR1	1	PASI-D
60218288006	**MW-62R-201605**	EPA 8015 - Alcohol	MS1	1	PASI-D
		EPA 6010	TDS	2	PASI-K
		EPA 5030B/8260	PGH	38	PASI-K
		SM 2320B	HMM	3	PASI-K
		SM 3500-Fe B#4	TJG	1	PASI-K
		SM 4500-H+B	TJG	1	PASI-K
		SM 4500-S-2 D	HMM	1	PASI-K
		EPA 300.0	OL	2	PASI-K
		EPA 350.1	RAB	1	PASI-K

This report shall not be reproduced, except in full,
without the written consent of Pace Analytical Services, Inc..

Pace Analytical Services, Inc.
9608 Loiret Blvd.
Lenexa, KS 66219
(913)599-5665

SAMPLE ANALYTE COUNT

Project: FORT SMITH, AR
Pace Project No.: 60218288

Lab ID	Sample ID	Method	Analysts	Analytes Reported	Laboratory
		EPA 353.2	CRS	3	PASI-K
		SM 4500-CO2 D	TJG	1	PASI-K
		SM 5310C	LDB	1	PASI-K
		SM 4500-P E	AR1	1	PASI-D
60218288007	**TMW-11-201605**	EPA 8015 - Alcohol	MS1	1	PASI-D
		EPA 6010	TDS	2	PASI-K
		EPA 5030B/8260	PGH	38	PASI-K
		SM 2320B	HMM	3	PASI-K
		SM 3500-Fe B#4	TJG	1	PASI-K
		SM 4500-H+B	TJG	1	PASI-K
		SM 4500-S-2 D	HMM	1	PASI-K
		EPA 300.0	OL	2	PASI-K
		EPA 350.1	RAB	1	PASI-K
		EPA 353.2	CRS	3	PASI-K
		SM 4500-CO2 D	TJG	1	PASI-K
		SM 5310C	LDB	1	PASI-K
		SM 5310C	LDB	1	PASI-K
		SM 4500-P E	AR1	1	PASI-D
60218288008	**MW-61R-201605**	EPA 8015 - Alcohol	MS1	1	PASI-D
		EPA 6010	TDS	2	PASI-K
		EPA 5030B/8260	PGH	38	PASI-K
		SM 2320B	HMM	3	PASI-K
		SM 3500-Fe B#4	TJG	1	PASI-K
		SM 4500-H+B	TJG	1	PASI-K
		SM 4500-S-2 D	HMM	1	PASI-K
		EPA 300.0	OL	2	PASI-K
		EPA 350.1	RAB	1	PASI-K
		EPA 353.2	CRS	3	PASI-K
		SM 4500-CO2 D	TJG	1	PASI-K
		SM 5310C	LDB	1	PASI-K
		SM 5310C	LDB	1	PASI-K
		SM 4500-P E	AR1	1	PASI-D
60218288009	**TB-04-201605**	EPA 5030B/8260	PGH	38	PASI-K
60218288010	**MW-46R-201605**	EPA 8015 - Alcohol	MS1	1	PASI-D
		EPA 6010	TDS	2	PASI-K
		EPA 5030B/8260	PGH	38	PASI-K
		SM 2320B	HMM	3	PASI-K

This report shall not be reproduced, except in full,
without the written consent of Pace Analytical Services, Inc..

Pace Analytical Services, Inc.
9608 Loiret Blvd.
Lenexa, KS 66219
(913)599-5665

SAMPLE ANALYTE COUNT

Project: FORT SMITH, AR
Pace Project No.: 60218288

Lab ID	Sample ID	Method	Analysts	Analytes Reported	Laboratory
		SM 3500-Fe B#4	TJG	1	PASI-K
		SM 4500-H+B	TJG	1	PASI-K
		SM 4500-S-2 D	HMM	1	PASI-K
		EPA 300.0	OL	2	PASI-K
		EPA 350.1	RAB	1	PASI-K
		EPA 353.2	CRS	3	PASI-K
		SM 4500-CO2 D	TJG	1	PASI-K
		SM 5310C	LDB	1	PASI-K
		SM 4500-P E	AR1	1	PASI-D
60218288011	**DUP-10-201605**	EPA 5030B/8260	PGH	38	PASI-K
60218288012	**TB-05-201605**	EPA 5030B/8260	PGH	38	PASI-K
60218288013	**EB-04-201605**	EPA 5030B/8260	PGH	38	PASI-K
60218288014	**EB-03-201605**	EPA 5030B/8260	PGH	38	PASI-K
60218288015	**MW-56R-201605**	EPA 8015 - Alcohol	MS1	1	PASI-D
		EPA 6010	TDS	2	PASI-K
		EPA 5030B/8260	PGH	38	PASI-K
		SM 2320B	HMM	3	PASI-K
		SM 3500-Fe B#4	TJG	1	PASI-K
		SM 4500-H+B	TJG	1	PASI-K
		SM 4500-S-2 D	HMM	1	PASI-K
		EPA 300.0	OL	2	PASI-K
		EPA 350.1	RAB	1	PASI-K
		EPA 353.2	CRS	3	PASI-K
		SM 4500-CO2 D	TJG	1	PASI-K
		SM 5310C	LDB	1	PASI-K
		SM 4500-P E	AR1	1	PASI-D
60218288016	**TB-06-201605**	EPA 5030B/8260	PGH	38	PASI-K
60218288017	**MW-65-201605**	EPA 8015 - Alcohol	MS1	1	PASI-D
		EPA 6010	TDS	2	PASI-K
		EPA 5030B/8260	PGH	38	PASI-K
		SM 2320B	HMM	3	PASI-K
		SM 3500-Fe B#4	TJG	1	PASI-K
		SM 4500-H+B	TJG	1	PASI-K
		SM 4500-S-2 D	HMM	1	PASI-K
		EPA 300.0	OL	2	PASI-K
		EPA 350.1	RAB	1	PASI-K
		EPA 353.2	CRS	3	PASI-K

REPORT OF LABORATORY ANALYSIS

This report shall not be reproduced, except in full,
without the written consent of Pace Analytical Services, Inc..

Pace Analytical Services, Inc.
9608 Loiret Blvd.
Lenexa, KS 66219
(913)599-5665

SAMPLE ANALYTE COUNT

Project: FORT SMITH, AR
Pace Project No.: 60218288

Lab ID	Sample ID	Method	Analysts	Analytes Reported	Laboratory
		SM 4500-CO2 D	TJG	1	PASI-K
		SM 5310C	LDB	1	PASI-K
		SM 4500-P E	AR1	1	PASI-D
60218288018	**IW-72-201605**	EPA 8015 - Alcohol	MS1	1	PASI-D
		EPA 6010	TDS	2	PASI-K
		EPA 5030B/8260	PGH	38	PASI-K
		SM 2320B	HMM	3	PASI-K
		SM 3500-Fe B#4	TJG	1	PASI-K
		SM 4500-H+B	TJG	1	PASI-K
		SM 4500-S-2 D	HMM	1	PASI-K
		EPA 300.0	OL	2	PASI-K
		EPA 350.1	RAB	1	PASI-K
		EPA 353.2	CRS	3	PASI-K
		SM 4500-CO2 D	TJG	1	PASI-K
		SM 5310C	LDB	1	PASI-K
		SM 4500-P E	AR1	1	PASI-D
60218288019	**MW-35R-201605**	EPA 8015 - Alcohol	MS1	1	PASI-D
		EPA 6010	TDS	2	PASI-K
		EPA 5030B/8260	PGH	38	PASI-K
		SM 2320B	HMM	3	PASI-K
		SM 3500-Fe B#4	TJG	1	PASI-K
		SM 4500-H+B	TJG	1	PASI-K
		SM 4500-S-2 D	HMM	1	PASI-K
		EPA 300.0	OL	2	PASI-K
		EPA 350.1	RAB	1	PASI-K
		EPA 353.2	CRS	3	PASI-K
		SM 4500-CO2 D	TJG	1	PASI-K
		SM 5310C	LDB	1	PASI-K
		SM 4500-P E	AR1	1	PASI-D
60218288020	**MW-41R-201605**	EPA 8015 - Alcohol	MS1	1	PASI-D
		EPA 6010	TDS	2	PASI-K
		EPA 5030B/8260	PGH	38	PASI-K
		SM 2320B	HMM	3	PASI-K
		SM 3500-Fe B#4	TJG	1	PASI-K
		SM 4500-H+B	TJG	1	PASI-K
		SM 4500-S-2 D	HMM	1	PASI-K
		EPA 300.0	OL	2	PASI-K

This report shall not be reproduced, except in full,
without the written consent of Pace Analytical Services, Inc..

Pace Analytical Services, Inc.
9608 Loiret Blvd.
Lenexa, KS 66219
(913)599-5665

SAMPLE ANALYTE COUNT

Project: FORT SMITH, AR
Pace Project No.: 60218288

Lab ID	Sample ID	Method	Analysts	Analytes Reported	Laboratory
		EPA 350.1	RAB	1	PASI-K
		EPA 353.2	CRS	3	PASI-K
		SM 4500-CO2 D	TJG	1	PASI-K
		SM 5310C	LDB	1	PASI-K
		SM 4500-P E	AR1	1	PASI-D
60218288021	**DUP-03-201605**	EPA 5030B/8260	PGH	38	PASI-K
60218288022	**MW-34R-201605**	EPA 8015 - Alcohol	MS1	1	PASI-D
		EPA 6010	TDS	2	PASI-K
		EPA 5030B/8260	PGH	38	PASI-K
		SM 2320B	HMM	3	PASI-K
		SM 3500-Fe B#4	TJG	1	PASI-K
		SM 4500-H+B	TJG	1	PASI-K
		SM 4500-S-2 D	HMM	1	PASI-K
		EPA 300.0	OL	2	PASI-K
		EPA 350.1	RAB	1	PASI-K
		EPA 353.2	CRS	3	PASI-K
		SM 4500-CO2 D	TJG	1	PASI-K
		SM 5310C	LDB	1	PASI-K
		SM 4500-P E	AR1	1	PASI-D
60218288023	**MW-188-201605**	EPA 8015 - Alcohol	MS1	1	PASI-D
		EPA 6010	TDS	2	PASI-K
		EPA 5030B/8260	PGH	38	PASI-K
		SM 2320B	HMM	3	PASI-K
		SM 3500-Fe B#4	TJG	1	PASI-K
		SM 4500-H+B	TJG	1	PASI-K
		SM 4500-S-2 D	HMM	1	PASI-K
		EPA 300.0	OL	2	PASI-K
		EPA 350.1	RAB	1	PASI-K
		EPA 353.2	CRS	3	PASI-K
		SM 4500-CO2 D	TJG	1	PASI-K
		SM 5310C	LDB	1	PASI-K
		SM 4500-P E	AR1	1	PASI-D
60218288024	**TB-07-201605**	EPA 5030B/8260	PGH	38	PASI-K
60218288025	**MW-89-201605**	EPA 8015 - Alcohol	MS1	1	PASI-D
		EPA 6010	TDS	2	PASI-K
		EPA 5030B/8260	PGH	38	PASI-K
		SM 2320B	HMM	3	PASI-K

This report shall not be reproduced, except in full,
without the written consent of Pace Analytical Services, Inc..

Pace Analytical Services, Inc.
9608 Loiret Blvd.
Lenexa, KS 66219
(913)599-5665

SAMPLE ANALYTE COUNT

Project: FORT SMITH, AR
Pace Project No.: 60218288

Lab ID	Sample ID	Method	Analysts	Analytes Reported	Laboratory
		SM 3500-Fe B#4	TJG	1	PASI-K
		SM 4500-H+B	TJG	1	PASI-K
		SM 4500-S-2 D	HMM	1	PASI-K
		EPA 300.0	OL	2	PASI-K
		EPA 350.1	RAB	1	PASI-K
		EPA 353.2	CRS	3	PASI-K
		SM 4500-CO2 D	TJG	1	PASI-K
		SM 5310C	LDB	1	PASI-K
		SM 4500-P E	AR1	1	PASI-D
60218288026	**MW-36R-201605**	EPA 8015 - Alcohol	MS1	1	PASI-D
		EPA 6010	TDS	2	PASI-K
		EPA 5030B/8260	PGH	38	PASI-K
		SM 2320B	HMM	3	PASI-K
		SM 3500-Fe B#4	TJG	1	PASI-K
		SM 4500-H+B	TJG	1	PASI-K
		SM 4500-S-2 D	HMM	1	PASI-K
		EPA 300.0	OL	2	PASI-K
		EPA 350.1	RAB	1	PASI-K
		EPA 353.2	CRS	3	PASI-K
		SM 4500-CO2 D	TJG	1	PASI-K
		SM 5310C	LDB	1	PASI-K
		SM 4500-P E	AR1	1	PASI-D

This report shall not be reproduced, except in full,
without the written consent of Pace Analytical Services, Inc..

Pace Analytical Services, Inc.
9608 Loiret Blvd.
Lenexa, KS 66219
(913)599-5665

PROJECT NARRATIVE

Project: FORT SMITH, AR
Pace Project No.: 60218288

Method: **EPA 8015 - Alcohol**
Description: Alcohol by Direct Inject GCFID
Client: Ramboll Environ_AR
Date: May 17, 2016

General Information:
18 samples were analyzed for EPA 8015 - Alcohol. All samples were received in acceptable condition with any exceptions noted below or on the chain-of custody and/or the sample condition upon receipt form (SCUR) attached at the end of this report.

Hold Time:
The samples were analyzed within the method required hold times with any exceptions noted below.

Initial Calibrations (including MS Tune as applicable):
All criteria were within method requirements with any exceptions noted below.

Continuing Calibration:
All criteria were within method requirements with any exceptions noted below.

Surrogates:
All surrogates were within QC limits with any exceptions noted below.

Method Blank:
All analytes were below the report limit in the method blank, where applicable, with any exceptions noted below.

Laboratory Control Spike:
All laboratory control spike compounds were within QC limits with any exceptions noted below.

Matrix Spikes:
All percent recoveries and relative percent differences (RPDs) were within acceptance criteria with any exceptions noted below.

Additional Comments:

This report shall not be reproduced, except in full,
without the written consent of Pace Analytical Services, Inc..

Pace Analytical Services, Inc.
9608 Loiret Blvd.
Lenexa, KS 66219
(913)599-5665

PROJECT NARRATIVE

Project: FORT SMITH, AR
Pace Project No.: 60218288

Method: **EPA 6010**
Description: 6010 MET ICP
Client: Ramboll Environ_AR
Date: May 17, 2016

General Information:
18 samples were analyzed for EPA 6010. All samples were received in acceptable condition with any exceptions noted below or on the chain-of custody and/or the sample condition upon receipt form (SCUR) attached at the end of this report.

Hold Time:
The samples were analyzed within the method required hold times with any exceptions noted below.

Sample Preparation:
The samples were prepared in accordance with EPA 3010 with any exceptions noted below.

Initial Calibrations (including MS Tune as applicable):
All criteria were within method requirements with any exceptions noted below.

Continuing Calibration:
All criteria were within method requirements with any exceptions noted below.

Method Blank:
All analytes were below the report limit in the method blank, where applicable, with any exceptions noted below.

Laboratory Control Spike:
All laboratory control spike compounds were within QC limits with any exceptions noted below.

Matrix Spikes:
All percent recoveries and relative percent differences (RPDs) were within acceptance criteria with any exceptions noted below.

Additional Comments:

This report shall not be reproduced, except in full,
without the written consent of Pace Analytical Services, Inc..

Pace Analytical Services, Inc.
9608 Loiret Blvd.
Lenexa, KS 66219
(913)599-5665

PROJECT NARRATIVE

Project: FORT SMITH, AR
Pace Project No.: 60218288

Method: **EPA 5030B/8260**
Description: 8260 MSV
Client: Ramboll Environ_AR
Date: May 17, 2016

General Information:
26 samples were analyzed for EPA 5030B/8260. All samples were received in acceptable condition with any exceptions noted below or on the chain-of custody and/or the sample condition upon receipt form (SCUR) attached at the end of this report.

Hold Time:
The samples were analyzed within the method required hold times with any exceptions noted below.

Initial Calibrations (including MS Tune as applicable):
All criteria were within method requirements with any exceptions noted below.

Continuing Calibration:
All criteria were within method requirements with any exceptions noted below.

Internal Standards:
All internal standards were within QC limits with any exceptions noted below.

Surrogates:
All surrogates were within QC limits with any exceptions noted below.

Method Blank:
All analytes were below the report limit in the method blank, where applicable, with any exceptions noted below.

Laboratory Control Spike:
All laboratory control spike compounds were within QC limits with any exceptions noted below.

Matrix Spikes:
All percent recoveries and relative percent differences (RPDs) were within acceptance criteria with any exceptions noted below.

QC Batch: MSV/75619
A matrix spike/matrix spike duplicate was not performed due to insufficient sample volume.

QC Batch: MSV/75661
A matrix spike/matrix spike duplicate was not performed due to insufficient sample volume.

QC Batch: MSV/75668
A matrix spike/matrix spike duplicate was not performed due to insufficient sample volume.

QC Batch: MSV/75701
A matrix spike/matrix spike duplicate was not performed due to insufficient sample volume.

QC Batch: MSV/75745
A matrix spike/matrix spike duplicate was not performed due to insufficient sample volume.

Additional Comments:

This report shall not be reproduced, except in full,
without the written consent of Pace Analytical Services, Inc..

Pace Analytical Services, Inc.
9608 Loiret Blvd.
Lenexa, KS 66219
(913)599-5665

PROJECT NARRATIVE

Project: FORT SMITH, AR
Pace Project No.: 60218288

Method: **SM 2320B**
Description: 2320B Alkalinity
Client: Ramboll Environ_AR
Date: May 17, 2016

General Information:
18 samples were analyzed for SM 2320B. All samples were received in acceptable condition with any exceptions noted below or on the chain-of custody and/or the sample condition upon receipt form (SCUR) attached at the end of this report.

Hold Time:
The samples were analyzed within the method required hold times with any exceptions noted below.

Method Blank:
All analytes were below the report limit in the method blank, where applicable, with any exceptions noted below.

Laboratory Control Spike:
All laboratory control spike compounds were within QC limits with any exceptions noted below.

Matrix Spikes:
All percent recoveries and relative percent differences (RPDs) were within acceptance criteria with any exceptions noted below.

Duplicate Sample:
All duplicate sample results were within method acceptance criteria with any exceptions noted below.

Additional Comments:

This report shall not be reproduced, except in full,
without the written consent of Pace Analytical Services, Inc..

Pace Analytical Services, Inc.
9608 Loiret Blvd.
Lenexa, KS 66219
(913)599-5665

PROJECT NARRATIVE

Project: FORT SMITH, AR
Pace Project No.: 60218288

Method: **SM 3500-Fe B#4**
Description: Iron, Ferric (Calculation)
Client: Ramboll Environ_AR
Date: May 17, 2016

General Information:
18 samples were analyzed for SM 3500-Fe B#4. All samples were received in acceptable condition with any exceptions noted below or on the chain-of custody and/or the sample condition upon receipt form (SCUR) attached at the end of this report.

Hold Time:
The samples were analyzed within the method required hold times with any exceptions noted below.

Method Blank:
All analytes were below the report limit in the method blank, where applicable, with any exceptions noted below.

Laboratory Control Spike:
All laboratory control spike compounds were within QC limits with any exceptions noted below.

Matrix Spikes:
All percent recoveries and relative percent differences (RPDs) were within acceptance criteria with any exceptions noted below.

Additional Comments:

Batch Comments:

Ferrous Fe performed in the field
- QC Batch: WET / 61811
- QC Batch: WET / 61838

Ferrous fe performed in the field
- QC Batch: WET / 61849

Analyte Comments:

QC Batch: WET/61849

1e: Total iron was confirmed.
- MW-62R-201605 (Lab ID: 60218288006)
  - Iron, Ferric

This report shall not be reproduced, except in full,
without the written consent of Pace Analytical Services, Inc..

Pace Analytical Services, Inc.
9608 Loiret Blvd.
Lenexa, KS 66219
(913)599-5665

PROJECT NARRATIVE

Project: FORT SMITH, AR
Pace Project No.: 60218288

Method: **SM 4500-H+B**
Description: 4500H+ pH, Electrometric
Client: Ramboll Environ_AR
Date: May 17, 2016

General Information:
18 samples were analyzed for SM 4500-H+B. All samples were received in acceptable condition with any exceptions noted below or on the chain-of custody and/or the sample condition upon receipt form (SCUR) attached at the end of this report.

Hold Time:
The samples were analyzed within the method required hold times with any exceptions noted below.

H6: Analysis initiated outside of the 15 minute EPA required holding time.
- IW-72-201605 (Lab ID: 60218288018)
- IW-80-201605 (Lab ID: 60218288004)
- MW-188-201605 (Lab ID: 60218288023)
- MW-29-201605 (Lab ID: 60218288001)
- MW-34R-201605 (Lab ID: 60218288022)
- MW-35R-201605 (Lab ID: 60218288019)
- MW-36R-201605 (Lab ID: 60218288026)
- MW-41R-201605 (Lab ID: 60218288020)
- MW-46R-201605 (Lab ID: 60218288010)
- MW-56R-201605 (Lab ID: 60218288015)
- MW-57R-201605 (Lab ID: 60218288005)
- MW-61R-201605 (Lab ID: 60218288008)
- MW-62R-201605 (Lab ID: 60218288006)
- MW-65-201605 (Lab ID: 60218288017)
- MW-71-201605 (Lab ID: 60218288003)
- MW-89-201605 (Lab ID: 60218288025)
- RW-69-201605 (Lab ID: 60218288002)
- TMW-11-201605 (Lab ID: 60218288007)

Method Blank:
All analytes were below the report limit in the method blank, where applicable, with any exceptions noted below.

Laboratory Control Spike:
All laboratory control spike compounds were within QC limits with any exceptions noted below.

Matrix Spikes:
All percent recoveries and relative percent differences (RPDs) were within acceptance criteria with any exceptions noted below.

Additional Comments:

Batch Comments:

Field pH
- QC Batch: WET / 61818

This report shall not be reproduced, except in full,
without the written consent of Pace Analytical Services, Inc..

Pace Analytical Services, Inc.
9608 Loiret Blvd.
Lenexa, KS 66219
(913)599-5665

PROJECT NARRATIVE

Project: FORT SMITH, AR
Pace Project No.: 60218288

Method: **SM 4500-S-2 D**
Description: 4500S2D Sulfide, Total
Client: Ramboll Environ_AR
Date: May 17, 2016

General Information:
18 samples were analyzed for SM 4500-S-2 D. All samples were received in acceptable condition with any exceptions noted below or on the chain-of custody and/or the sample condition upon receipt form (SCUR) attached at the end of this report.

Hold Time:
The samples were analyzed within the method required hold times with any exceptions noted below.

Method Blank:
All analytes were below the report limit in the method blank, where applicable, with any exceptions noted below.

Laboratory Control Spike:
All laboratory control spike compounds were within QC limits with any exceptions noted below.

Matrix Spikes:
All percent recoveries and relative percent differences (RPDs) were within acceptance criteria with any exceptions noted below.

QC Batch: WET/61627

A matrix spike and/or matrix spike duplicate (MS/MSD) were performed on the following sample(s): 60218344001

M1: Matrix spike recovery exceeded QC limits. Batch accepted based on laboratory control sample (LCS) recovery.

- MS (Lab ID: 1752525)
  - Sulfide, Total
- MSD (Lab ID: 1752526)
  - Sulfide, Total

Duplicate Sample:
All duplicate sample results were within method acceptance criteria with any exceptions noted below.

Additional Comments:

This report shall not be reproduced, except in full,
without the written consent of Pace Analytical Services, Inc..

Pace Analytical Services, Inc.
9608 Loiret Blvd.
Lenexa, KS 66219
(913)599-5665

PROJECT NARRATIVE

Project: FORT SMITH, AR
Pace Project No.: 60218288

Method: **EPA 300.0**
Description: 300.0 IC Anions 28 Days
Client: Ramboll Environ_AR
Date: May 17, 2016

General Information:
18 samples were analyzed for EPA 300.0. All samples were received in acceptable condition with any exceptions noted below or on the chain-of custody and/or the sample condition upon receipt form (SCUR) attached at the end of this report.

Hold Time:
The samples were analyzed within the method required hold times with any exceptions noted below.

Initial Calibrations (including MS Tune as applicable):
All criteria were within method requirements with any exceptions noted below.

Continuing Calibration:
All criteria were within method requirements with any exceptions noted below.

Method Blank:
All analytes were below the report limit in the method blank, where applicable, with any exceptions noted below.

Laboratory Control Spike:
All laboratory control spike compounds were within QC limits with any exceptions noted below.

Matrix Spikes:
All percent recoveries and relative percent differences (RPDs) were within acceptance criteria with any exceptions noted below.

Additional Comments:

This report shall not be reproduced, except in full,
without the written consent of Pace Analytical Services, Inc..

Pace Analytical Services, Inc.
9608 Loiret Blvd.
Lenexa, KS 66219
(913)599-5665

PROJECT NARRATIVE

Project: FORT SMITH, AR
Pace Project No.: 60218288

Method: **EPA 350.1**
Description: 350.1 Ammonia
Client: Ramboll Environ_AR
Date: May 17, 2016

General Information:
18 samples were analyzed for EPA 350.1. All samples were received in acceptable condition with any exceptions noted below or on the chain-of custody and/or the sample condition upon receipt form (SCUR) attached at the end of this report.

Hold Time:
The samples were analyzed within the method required hold times with any exceptions noted below.

Initial Calibrations (including MS Tune as applicable):
All criteria were within method requirements with any exceptions noted below.

Continuing Calibration:
All criteria were within method requirements with any exceptions noted below.

Method Blank:
All analytes were below the report limit in the method blank, where applicable, with any exceptions noted below.

Laboratory Control Spike:
All laboratory control spike compounds were within QC limits with any exceptions noted below.

Matrix Spikes:
All percent recoveries and relative percent differences (RPDs) were within acceptance criteria with any exceptions noted below.

Duplicate Sample:
All duplicate sample results were within method acceptance criteria with any exceptions noted below.

Additional Comments:

This report shall not be reproduced, except in full,
without the written consent of Pace Analytical Services, Inc..

Pace Analytical Services, Inc.
9608 Loiret Blvd.
Lenexa, KS 66219
(913)599-5665

PROJECT NARRATIVE

Project: FORT SMITH, AR
Pace Project No.: 60218288

Method: **EPA 353.2**
Description: 353.2 Nitrogen, NO2/NO3 unpres
Client: Ramboll Environ_AR
Date: May 17, 2016

General Information:
18 samples were analyzed for EPA 353.2. All samples were received in acceptable condition with any exceptions noted below or on the chain-of custody and/or the sample condition upon receipt form (SCUR) attached at the end of this report.

Hold Time:
The samples were analyzed within the method required hold times with any exceptions noted below.

Initial Calibrations (including MS Tune as applicable):
All criteria were within method requirements with any exceptions noted below.

Continuing Calibration:
All criteria were within method requirements with any exceptions noted below.

Method Blank:
All analytes were below the report limit in the method blank, where applicable, with any exceptions noted below.

Laboratory Control Spike:
All laboratory control spike compounds were within QC limits with any exceptions noted below.

Matrix Spikes:
All percent recoveries and relative percent differences (RPDs) were within acceptance criteria with any exceptions noted below.

QC Batch: WETA/39318

A matrix spike and/or matrix spike duplicate (MS/MSD) were performed on the following sample(s): 60218365002

M1: Matrix spike recovery exceeded QC limits. Batch accepted based on laboratory control sample (LCS) recovery.

- MS (Lab ID: 1752372)
  - Nitrogen, Nitrite

Duplicate Sample:
All duplicate sample results were within method acceptance criteria with any exceptions noted below.

Additional Comments:

This report shall not be reproduced, except in full,
without the written consent of Pace Analytical Services, Inc..

Pace Analytical Services, Inc.
9608 Loiret Blvd.
Lenexa, KS 66219
(913)599-5665

PROJECT NARRATIVE

Project: FORT SMITH, AR
Pace Project No.: 60218288

Method: **SM 4500-CO2 D**
Description: Total Carbon Dioxide Calc
Client: Ramboll Environ_AR
Date: May 17, 2016

General Information:
18 samples were analyzed for SM 4500-CO2 D. All samples were received in acceptable condition with any exceptions noted below or on the chain-of custody and/or the sample condition upon receipt form (SCUR) attached at the end of this report.

Hold Time:
The samples were analyzed within the method required hold times with any exceptions noted below.

Initial Calibrations (including MS Tune as applicable):
All criteria were within method requirements with any exceptions noted below.

Continuing Calibration:
All criteria were within method requirements with any exceptions noted below.

Method Blank:
All analytes were below the report limit in the method blank, where applicable, with any exceptions noted below.

Laboratory Control Spike:
All laboratory control spike compounds were within QC limits with any exceptions noted below.

Matrix Spikes:
All percent recoveries and relative percent differences (RPDs) were within acceptance criteria with any exceptions noted below.

Additional Comments:

This report shall not be reproduced, except in full,
without the written consent of Pace Analytical Services, Inc..

Pace Analytical Services, Inc.
9608 Loiret Blvd.
Lenexa, KS 66219
(913)599-5665

PROJECT NARRATIVE

Project: FORT SMITH, AR
Pace Project No.: 60218288

Method: **SM 5310C**
Description: 5310C TOC
Client: Ramboll Environ_AR
Date: May 17, 2016

General Information:
18 samples were analyzed for SM 5310C. All samples were received in acceptable condition with any exceptions noted below or on the chain-of custody and/or the sample condition upon receipt form (SCUR) attached at the end of this report.

Hold Time:
The samples were analyzed within the method required hold times with any exceptions noted below.

Initial Calibrations (including MS Tune as applicable):
All criteria were within method requirements with any exceptions noted below.

Continuing Calibration:
All criteria were within method requirements with any exceptions noted below.

Method Blank:
All analytes were below the report limit in the method blank, where applicable, with any exceptions noted below.

QC Batch: WETA/39388

B: Analyte was detected in the associated method blank.

- BLANK for HBN 429613 [WETA/393 (Lab ID: 1755250)
  - Total Organic Carbon

Laboratory Control Spike:
All laboratory control spike compounds were within QC limits with any exceptions noted below.

Matrix Spikes:
All percent recoveries and relative percent differences (RPDs) were within acceptance criteria with any exceptions noted below.

QC Batch: WETA/39388

A matrix spike and/or matrix spike duplicate (MS/MSD) were performed on the following sample(s): 60218184009

M1: Matrix spike recovery exceeded QC limits. Batch accepted based on laboratory control sample (LCS) recovery.

- MS (Lab ID: 1755252)
  - Total Organic Carbon

Duplicate Sample:
All duplicate sample results were within method acceptance criteria with any exceptions noted below.

Additional Comments:

This report shall not be reproduced, except in full,
without the written consent of Pace Analytical Services, Inc..

Pace Analytical Services, Inc.
9608 Loiret Blvd.
Lenexa, KS 66219
(913)599-5665

PROJECT NARRATIVE

Project: FORT SMITH, AR
Pace Project No.: 60218288

Method: **SM 5310C**
Description: 5310C Dissolved Organic Carbon
Client: Ramboll Environ_AR
Date: May 17, 2016

General Information:
2 samples were analyzed for SM 5310C. All samples were received in acceptable condition with any exceptions noted below or on the chain-of custody and/or the sample condition upon receipt form (SCUR) attached at the end of this report.

Hold Time:
The samples were analyzed within the method required hold times with any exceptions noted below.

Initial Calibrations (including MS Tune as applicable):
All criteria were within method requirements with any exceptions noted below.

Continuing Calibration:
All criteria were within method requirements with any exceptions noted below.

Method Blank:
All analytes were below the report limit in the method blank, where applicable, with any exceptions noted below.

Laboratory Control Spike:
All laboratory control spike compounds were within QC limits with any exceptions noted below.

Matrix Spikes:
All percent recoveries and relative percent differences (RPDs) were within acceptance criteria with any exceptions noted below.

QC Batch: WETA/39438

A matrix spike and/or matrix spike duplicate (MS/MSD) were performed on the following sample(s): 60218387004

M1: Matrix spike recovery exceeded QC limits. Batch accepted based on laboratory control sample (LCS) recovery.

- MS (Lab ID: 1756860)
  - Dissolved Organic Carbon

Duplicate Sample:
All duplicate sample results were within method acceptance criteria with any exceptions noted below.

Additional Comments:

This report shall not be reproduced, except in full,
without the written consent of Pace Analytical Services, Inc..

Pace Analytical Services, Inc.
9608 Loiret Blvd.
Lenexa, KS 66219
(913)599-5665

PROJECT NARRATIVE

Project: FORT SMITH, AR
Pace Project No.: 60218288

Method: **SM 4500-P E**
Description: SM4500P-E, Total Phosphorus
Client: Ramboll Environ_AR
Date: May 17, 2016

General Information:
18 samples were analyzed for SM 4500-P E. All samples were received in acceptable condition with any exceptions noted below or on the chain-of custody and/or the sample condition upon receipt form (SCUR) attached at the end of this report.

Hold Time:
The samples were analyzed within the method required hold times with any exceptions noted below.

Sample Preparation:
The samples were prepared in accordance with SM4500-P B with any exceptions noted below.

Initial Calibrations (including MS Tune as applicable):
All criteria were within method requirements with any exceptions noted below.

Continuing Calibration:
All criteria were within method requirements with any exceptions noted below.

Method Blank:
All analytes were below the report limit in the method blank, where applicable, with any exceptions noted below.

Laboratory Control Spike:
All laboratory control spike compounds were within QC limits with any exceptions noted below.

Matrix Spikes:
All percent recoveries and relative percent differences (RPDs) were within acceptance criteria with any exceptions noted below.

Additional Comments:

This data package has been reviewed for quality and completeness and is approved for release.

This report shall not be reproduced, except in full,
without the written consent of Pace Analytical Services, Inc..

Pace Analytical Services, Inc.
9608 Loiret Blvd.
Lenexa, KS 66219
(913)599-5665

ANALYTICAL RESULTS

Project: FORT SMITH, AR
Pace Project No.: 60218288

Sample: MW-29-201605 **Lab ID: 60218288001** Collected: 05/03/16 08:55 Received: 05/04/16 05:05 Matrix: Water

Parameters	Results	Units	Report Limit	MDL	DF	Prepared	Analyzed	CAS No.	Qual
Alcohol by Direct Inject GCFID	Analytical Method: EPA 8015 - Alcohol								
2-Chloroethanol	ND	ug/L	10000	1510	1		05/10/16 17:16	107-07-3	
6010 MET ICP	Analytical Method: EPA 6010 Preparation Method: EPA 3010								
Iron	**330**	ug/L	50.0	8.8	1	05/04/16 14:25	05/05/16 10:05	7439-89-6	
Manganese	**306**	ug/L	5.0	0.25	1	05/04/16 14:25	05/05/16 10:05	7439-96-5	
8260 MSV	Analytical Method: EPA 5030B/8260								
Acetone	ND	ug/L	10.0	1.9	1		05/09/16 22:15	67-64-1	
Benzene	**0.13J**	ug/L	1.0	0.060	1		05/09/16 22:15	71-43-2	
Bromodichloromethane	ND	ug/L	1.0	0.19	1		05/09/16 22:15	75-27-4	
Bromoform	ND	ug/L	1.0	0.070	1		05/09/16 22:15	75-25-2	
Bromomethane	ND	ug/L	5.0	0.16	1		05/09/16 22:15	74-83-9	
2-Butanone (MEK)	ND	ug/L	10.0	0.59	1		05/09/16 22:15	78-93-3	
Carbon disulfide	ND	ug/L	5.0	0.12	1		05/09/16 22:15	75-15-0	
Carbon tetrachloride	ND	ug/L	1.0	0.18	1		05/09/16 22:15	56-23-5	
Chlorobenzene	**3.7**	ug/L	1.0	0.21	1		05/09/16 22:15	108-90-7	
Chloroethane	ND	ug/L	1.0	0.15	1		05/09/16 22:15	75-00-3	
Chloroform	ND	ug/L	1.0	0.14	1		05/09/16 22:15	67-66-3	
Chloromethane	ND	ug/L	1.0	0.080	1		05/09/16 22:15	74-87-3	
Dibromochloromethane	ND	ug/L	1.0	0.21	1		05/09/16 22:15	124-48-1	
1,1-Dichloroethane	ND	ug/L	1.0	0.050	1		05/09/16 22:15	75-34-3	
1,2-Dichloroethane	ND	ug/L	1.0	0.12	1		05/09/16 22:15	107-06-2	
1,1-Dichloroethene	ND	ug/L	1.0	0.20	1		05/09/16 22:15	75-35-4	
cis-1,2-Dichloroethene	ND	ug/L	1.0	0.080	1		05/09/16 22:15	156-59-2	
trans-1,2-Dichloroethene	ND	ug/L	1.0	0.20	1		05/09/16 22:15	156-60-5	
1,2-Dichloropropane	ND	ug/L	1.0	0.16	1		05/09/16 22:15	78-87-5	
cis-1,3-Dichloropropene	ND	ug/L	1.0	0.14	1		05/09/16 22:15	10061-01-5	
trans-1,3-Dichloropropene	ND	ug/L	1.0	0.12	1		05/09/16 22:15	10061-02-6	
Ethylbenzene	ND	ug/L	1.0	0.18	1		05/09/16 22:15	100-41-4	
2-Hexanone	ND	ug/L	10.0	1.2	1		05/09/16 22:15	591-78-6	
Methylene chloride	ND	ug/L	1.0	0.15	1		05/09/16 22:15	75-09-2	
4-Methyl-2-pentanone (MIBK)	ND	ug/L	10.0	0.42	1		05/09/16 22:15	108-10-1	
Styrene	ND	ug/L	1.0	0.12	1		05/09/16 22:15	100-42-5	
1,1,2,2-Tetrachloroethane	ND	ug/L	1.0	0.15	1		05/09/16 22:15	79-34-5	
Tetrachloroethene	ND	ug/L	1.0	0.10	1		05/09/16 22:15	127-18-4	
Toluene	ND	ug/L	1.0	0.17	1		05/09/16 22:15	108-88-3	
1,1,1-Trichloroethane	ND	ug/L	1.0	0.11	1		05/09/16 22:15	71-55-6	
1,1,2-Trichloroethane	ND	ug/L	1.0	0.20	1		05/09/16 22:15	79-00-5	
Trichloroethene	ND	ug/L	1.0	0.17	1		05/09/16 22:15	79-01-6	
Vinyl chloride	ND	ug/L	1.0	0.13	1		05/09/16 22:15	75-01-4	
Xylene (Total)	ND	ug/L	3.0	0.42	1		05/09/16 22:15	1330-20-7	
Surrogates									
4-Bromofluorobenzene (S)	99	%	77-130		1		05/09/16 22:15	460-00-4	
1,2-Dichloroethane-d4 (S)	99	%	81-127		1		05/09/16 22:15	17060-07-0	
Toluene-d8 (S)	97	%	80-120		1		05/09/16 22:15	2037-26-5	
Preservation pH	**1.0**		0.10	0.10	1		05/09/16 22:15		

REPORT OF LABORATORY ANALYSIS

This report shall not be reproduced, except in full,
without the written consent of Pace Analytical Services, Inc..

Pace Analytical Services, Inc.
9608 Loiret Blvd.
Lenexa, KS 66219
(913)599-5665

ANALYTICAL RESULTS

Project: FORT SMITH, AR
Pace Project No.: 60218288

Sample: MW-29-201605 **Lab ID: 60218288001** Collected: 05/03/16 08:55 Received: 05/04/16 05:05 Matrix: Water

Parameters	Results	Units	Report Limit	MDL	DF	Prepared	Analyzed	CAS No.	Qual
2320B Alkalinity	Analytical Method: SM 2320B								
Alkalinity,Bicarbonate (CaCO3)	ND	mg/L	20.0	2.0	1		05/06/16 12:38		
Alkalinity, Carbonate (CaCO3)	ND	mg/L	20.0	2.0	1		05/06/16 12:38		
Alkalinity, Total as CaCO3	ND	mg/L	20.0	2.0	1		05/06/16 12:38		
Iron, Ferric (Calculation)	Analytical Method: SM 3500-Fe B#4								
Iron, Ferric	**0.33**	mg/L	0.20		1		05/16/16 00:00	7439-89-6	
4500H+ pH, Electrometric	Analytical Method: SM 4500-H+B								
pH at 25 Degrees C	**5.0**	Std. Units	0.10	0.10	1		05/03/19 00:00		H6
4500S2D Sulfide, Total	Analytical Method: SM 4500-S-2 D								
Sulfide, Total	ND	mg/L	0.050	0.012	1		05/05/16 14:19	18496-25-8	
300.0 IC Anions 28 Days	Analytical Method: EPA 300.0								
Chloride	**107**	mg/L	10.0	5.0	10		05/07/16 15:01	16887-00-6	
Sulfate	**69.2**	mg/L	10.0	2.5	10		05/07/16 15:01	14808-79-8	
350.1 Ammonia	Analytical Method: EPA 350.1								
Nitrogen, Ammonia	ND	mg/L	0.10	0.046	1		05/09/16 17:51	7664-41-7	
353.2 Nitrogen, NO2/NO3 unpres	Analytical Method: EPA 353.2								
Nitrogen, Nitrate	**1.9**	mg/L	0.10	0.012	1		05/04/16 14:47		
Nitrogen, Nitrite	ND	mg/L	0.10	0.010	1		05/04/16 14:47		
Nitrogen, NO2 plus NO3	**1.9**	mg/L	0.10	0.012	1		05/04/16 14:47		
Total Carbon Dioxide Calc	Analytical Method: SM 4500-CO2 D								
Carbon Dioxide Calculation	ND	mg/L	20.0	20.0	1		05/17/16 11:50		
5310C TOC	Analytical Method: SM 5310C								
Total Organic Carbon	**0.53J**	mg/L	1.0	0.054	1		05/09/16 22:27	7440-44-0	
SM4500P-E, Total Phosphorus	Analytical Method: SM 4500-P E Preparation Method: SM4500-P B								
Phosphate as P04	**0.14**	mg/L	0.030	0.010	1	05/12/16 06:21	05/12/16 11:07		

REPORT OF LABORATORY ANALYSIS

This report shall not be reproduced, except in full,
without the written consent of Pace Analytical Services, Inc..

Pace Analytical Services, Inc.
9608 Loiret Blvd.
Lenexa, KS 66219
(913)599-5665

ANALYTICAL RESULTS

Project: FORT SMITH, AR
Pace Project No.: 60218288

Sample: RW-69-201605 **Lab ID: 60218288002** Collected: 05/03/16 11:08 Received: 05/04/16 05:05 Matrix: Water

Parameters	Results	Units	Report Limit	MDL	DF	Prepared	Analyzed	CAS No.	Qual
Alcohol by Direct Inject GCFID	Analytical Method: EPA 8015 - Alcohol								
2-Chloroethanol	ND	ug/L	10000	1510	1		05/10/16 17:27	107-07-3	
6010 MET ICP	Analytical Method: EPA 6010 Preparation Method: EPA 3010								
Iron	**202**	ug/L	50.0	8.8	1	05/04/16 14:25	05/05/16 10:11	7439-89-6	
Manganese	**822**	ug/L	5.0	0.25	1	05/04/16 14:25	05/05/16 10:11	7439-96-5	
8260 MSV	Analytical Method: EPA 5030B/8260								
Acetone	ND	ug/L	10.0	1.9	1		05/09/16 22:58	67-64-1	
Benzene	ND	ug/L	1.0	0.060	1		05/09/16 22:58	71-43-2	
Bromodichloromethane	ND	ug/L	1.0	0.19	1		05/09/16 22:58	75-27-4	
Bromoform	ND	ug/L	1.0	0.070	1		05/09/16 22:58	75-25-2	
Bromomethane	ND	ug/L	5.0	0.16	1		05/09/16 22:58	74-83-9	
2-Butanone (MEK)	ND	ug/L	10.0	0.59	1		05/09/16 22:58	78-93-3	
Carbon disulfide	ND	ug/L	5.0	0.12	1		05/09/16 22:58	75-15-0	
Carbon tetrachloride	ND	ug/L	1.0	0.18	1		05/09/16 22:58	56-23-5	
Chlorobenzene	ND	ug/L	1.0	0.21	1		05/09/16 22:58	108-90-7	
Chloroethane	ND	ug/L	1.0	0.15	1		05/09/16 22:58	75-00-3	
Chloroform	ND	ug/L	1.0	0.14	1		05/09/16 22:58	67-66-3	
Chloromethane	ND	ug/L	1.0	0.080	1		05/09/16 22:58	74-87-3	
Dibromochloromethane	ND	ug/L	1.0	0.21	1		05/09/16 22:58	124-48-1	
1,1-Dichloroethane	ND	ug/L	1.0	0.050	1		05/09/16 22:58	75-34-3	
1,2-Dichloroethane	ND	ug/L	1.0	0.12	1		05/09/16 22:58	107-06-2	
1,1-Dichloroethene	**0.55J**	ug/L	1.0	0.20	1		05/09/16 22:58	75-35-4	
cis-1,2-Dichloroethene	**4.1**	ug/L	1.0	0.080	1		05/09/16 22:58	156-59-2	
trans-1,2-Dichloroethene	ND	ug/L	1.0	0.20	1		05/09/16 22:58	156-60-5	
1,2-Dichloropropane	**0.33J**	ug/L	1.0	0.16	1		05/09/16 22:58	78-87-5	
cis-1,3-Dichloropropene	ND	ug/L	1.0	0.14	1		05/09/16 22:58	10061-01-5	
trans-1,3-Dichloropropene	ND	ug/L	1.0	0.12	1		05/09/16 22:58	10061-02-6	
Ethylbenzene	ND	ug/L	1.0	0.18	1		05/09/16 22:58	100-41-4	
2-Hexanone	ND	ug/L	10.0	1.2	1		05/09/16 22:58	591-78-6	
Methylene chloride	ND	ug/L	1.0	0.15	1		05/09/16 22:58	75-09-2	
4-Methyl-2-pentanone (MIBK)	ND	ug/L	10.0	0.42	1		05/09/16 22:58	108-10-1	
Styrene	ND	ug/L	1.0	0.12	1		05/09/16 22:58	100-42-5	
1,1,2,2-Tetrachloroethane	ND	ug/L	1.0	0.15	1		05/09/16 22:58	79-34-5	
Tetrachloroethene	ND	ug/L	1.0	0.10	1		05/09/16 22:58	127-18-4	
Toluene	ND	ug/L	1.0	0.17	1		05/09/16 22:58	108-88-3	
1,1,1-Trichloroethane	ND	ug/L	1.0	0.11	1		05/09/16 22:58	71-55-6	
1,1,2-Trichloroethane	ND	ug/L	1.0	0.20	1		05/09/16 22:58	79-00-5	
Trichloroethene	**91.1**	ug/L	1.0	0.17	1		05/09/16 22:58	79-01-6	
Vinyl chloride	ND	ug/L	1.0	0.13	1		05/09/16 22:58	75-01-4	
Xylene (Total)	ND	ug/L	3.0	0.42	1		05/09/16 22:58	1330-20-7	
Surrogates									
4-Bromofluorobenzene (S)	100	%	77-130		1		05/09/16 22:58	460-00-4	
1,2-Dichloroethane-d4 (S)	99	%	81-127		1		05/09/16 22:58	17060-07-0	
Toluene-d8 (S)	97	%	80-120		1		05/09/16 22:58	2037-26-5	
Preservation pH	**1.0**		0.10	0.10	1		05/09/16 22:58		

REPORT OF LABORATORY ANALYSIS

This report shall not be reproduced, except in full,
without the written consent of Pace Analytical Services, Inc..

Pace Analytical Services, Inc.
9608 Loiret Blvd.
Lenexa, KS 66219
(913)599-5665

ANALYTICAL RESULTS

Project: FORT SMITH, AR
Pace Project No.: 60218288

Sample: RW-69-201605 **Lab ID: 60218288002** Collected: 05/03/16 11:08 Received: 05/04/16 05:05 Matrix: Water

Parameters	Results	Units	Report Limit	MDL	DF	Prepared	Analyzed	CAS No.	Qual
2320B Alkalinity	Analytical Method: SM 2320B								
Alkalinity,Bicarbonate (CaCO3)	ND	mg/L	20.0	2.0	1		05/06/16 12:42		
Alkalinity, Carbonate (CaCO3)	ND	mg/L	20.0	2.0	1		05/06/16 12:42		
Alkalinity, Total as CaCO3	ND	mg/L	20.0	2.0	1		05/06/16 12:42		
Iron, Ferric (Calculation)	Analytical Method: SM 3500-Fe B#4								
Iron, Ferric	**0.20**	mg/L	0.20		1		05/16/16 00:00	7439-89-6	
4500H+ pH, Electrometric	Analytical Method: SM 4500-H+B								
pH at 25 Degrees C	**5.4**	Std. Units	0.10	0.10	1		05/03/19 00:00		H6
4500S2D Sulfide, Total	Analytical Method: SM 4500-S-2 D								
Sulfide, Total	ND	mg/L	0.050	0.012	1		05/05/16 14:20	18496-25-8	
300.0 IC Anions 28 Days	Analytical Method: EPA 300.0								
Chloride	**258**	mg/L	20.0	10.0	20		05/07/16 15:42	16887-00-6	
Sulfate	**1.8**	mg/L	1.0	0.25	1		05/06/16 22:31	14808-79-8	
350.1 Ammonia	Analytical Method: EPA 350.1								
Nitrogen, Ammonia	ND	mg/L	0.10	0.046	1		05/09/16 17:54	7664-41-7	
353.2 Nitrogen, NO2/NO3 unpres	Analytical Method: EPA 353.2								
Nitrogen, Nitrate	**0.018J**	mg/L	0.10	0.012	1		05/04/16 15:01		
Nitrogen, Nitrite	ND	mg/L	0.10	0.010	1		05/04/16 15:01		
Nitrogen, NO2 plus NO3	**0.018J**	mg/L	0.10	0.012	1		05/04/16 15:01		
Total Carbon Dioxide Calc	Analytical Method: SM 4500-CO2 D								
Carbon Dioxide Calculation	ND	mg/L	20.0	20.0	1		05/17/16 11:50		
5310C TOC	Analytical Method: SM 5310C								
Total Organic Carbon	**0.081J**	mg/L	1.0	0.054	1		05/09/16 22:40	7440-44-0	
SM4500P-E, Total Phosphorus	Analytical Method: SM 4500-P E Preparation Method: SM4500-P B								
Phosphate as P04	**0.055**	mg/L	0.030	0.010	1	05/12/16 06:21	05/12/16 11:08		

REPORT OF LABORATORY ANALYSIS

This report shall not be reproduced, except in full,
without the written consent of Pace Analytical Services, Inc..

Pace Analytical Services, Inc.
9608 Loiret Blvd.
Lenexa, KS 66219
(913)599-5665

ANALYTICAL RESULTS

Project: FORT SMITH, AR
Pace Project No.: 60218288

Sample: MW-71-201605 **Lab ID: 60218288003** Collected: 05/03/16 13:24 Received: 05/04/16 05:05 Matrix: Water

Parameters	Results	Units	Report Limit	MDL	DF	Prepared	Analyzed	CAS No.	Qual
Alcohol by Direct Inject GCFID	Analytical Method: EPA 8015 - Alcohol								
2-Chloroethanol	ND	ug/L	10000	1510	1		05/10/16 17:38	107-07-3	
6010 MET ICP	Analytical Method: EPA 6010 Preparation Method: EPA 3010								
Iron	**510**	ug/L	50.0	8.8	1	05/04/16 14:25	05/05/16 10:14	7439-89-6	
Manganese	**612**	ug/L	5.0	0.25	1	05/04/16 14:25	05/05/16 10:14	7439-96-5	
8260 MSV	Analytical Method: EPA 5030B/8260								
Acetone	ND	ug/L	10.0	1.9	1		05/09/16 23:13	67-64-1	
Benzene	ND	ug/L	1.0	0.060	1		05/09/16 23:13	71-43-2	
Bromodichloromethane	ND	ug/L	1.0	0.19	1		05/09/16 23:13	75-27-4	
Bromoform	ND	ug/L	1.0	0.070	1		05/09/16 23:13	75-25-2	
Bromomethane	ND	ug/L	5.0	0.16	1		05/09/16 23:13	74-83-9	
2-Butanone (MEK)	ND	ug/L	10.0	0.59	1		05/09/16 23:13	78-93-3	
Carbon disulfide	ND	ug/L	5.0	0.12	1		05/09/16 23:13	75-15-0	
Carbon tetrachloride	ND	ug/L	1.0	0.18	1		05/09/16 23:13	56-23-5	
Chlorobenzene	ND	ug/L	1.0	0.21	1		05/09/16 23:13	108-90-7	
Chloroethane	ND	ug/L	1.0	0.15	1		05/09/16 23:13	75-00-3	
Chloroform	ND	ug/L	1.0	0.14	1		05/09/16 23:13	67-66-3	
Chloromethane	ND	ug/L	1.0	0.080	1		05/09/16 23:13	74-87-3	
Dibromochloromethane	ND	ug/L	1.0	0.21	1		05/09/16 23:13	124-48-1	
1,1-Dichloroethane	ND	ug/L	1.0	0.050	1		05/09/16 23:13	75-34-3	
1,2-Dichloroethane	ND	ug/L	1.0	0.12	1		05/09/16 23:13	107-06-2	
1,1-Dichloroethene	**1.3**	ug/L	1.0	0.20	1		05/09/16 23:13	75-35-4	
cis-1,2-Dichloroethene	**5.3**	ug/L	1.0	0.080	1		05/09/16 23:13	156-59-2	
trans-1,2-Dichloroethene	ND	ug/L	1.0	0.20	1		05/09/16 23:13	156-60-5	
1,2-Dichloropropane	ND	ug/L	1.0	0.16	1		05/09/16 23:13	78-87-5	
cis-1,3-Dichloropropene	ND	ug/L	1.0	0.14	1		05/09/16 23:13	10061-01-5	
trans-1,3-Dichloropropene	ND	ug/L	1.0	0.12	1		05/09/16 23:13	10061-02-6	
Ethylbenzene	ND	ug/L	1.0	0.18	1		05/09/16 23:13	100-41-4	
2-Hexanone	ND	ug/L	10.0	1.2	1		05/09/16 23:13	591-78-6	
Methylene chloride	ND	ug/L	1.0	0.15	1		05/09/16 23:13	75-09-2	
4-Methyl-2-pentanone (MIBK)	ND	ug/L	10.0	0.42	1		05/09/16 23:13	108-10-1	
Styrene	ND	ug/L	1.0	0.12	1		05/09/16 23:13	100-42-5	
1,1,2,2-Tetrachloroethane	ND	ug/L	1.0	0.15	1		05/09/16 23:13	79-34-5	
Tetrachloroethene	ND	ug/L	1.0	0.10	1		05/09/16 23:13	127-18-4	
Toluene	ND	ug/L	1.0	0.17	1		05/09/16 23:13	108-88-3	
1,1,1-Trichloroethane	ND	ug/L	1.0	0.11	1		05/09/16 23:13	71-55-6	
1,1,2-Trichloroethane	ND	ug/L	1.0	0.20	1		05/09/16 23:13	79-00-5	
Trichloroethene	**140**	ug/L	1.0	0.17	1		05/09/16 23:13	79-01-6	
Vinyl chloride	**0.23J**	ug/L	1.0	0.13	1		05/09/16 23:13	75-01-4	
Xylene (Total)	ND	ug/L	3.0	0.42	1		05/09/16 23:13	1330-20-7	
Surrogates									
4-Bromofluorobenzene (S)	103	%	77-130		1		05/09/16 23:13	460-00-4	
1,2-Dichloroethane-d4 (S)	100	%	81-127		1		05/09/16 23:13	17060-07-0	
Toluene-d8 (S)	97	%	80-120		1		05/09/16 23:13	2037-26-5	
Preservation pH	**1.0**		0.10	0.10	1		05/09/16 23:13		

REPORT OF LABORATORY ANALYSIS

This report shall not be reproduced, except in full,
without the written consent of Pace Analytical Services, Inc..

Pace Analytical Services, Inc.
9608 Loiret Blvd.
Lenexa, KS 66219
(913)599-5665

ANALYTICAL RESULTS

Project: FORT SMITH, AR
Pace Project No.: 60218288

Sample: MW-71-201605 **Lab ID: 60218288003** Collected: 05/03/16 13:24 Received: 05/04/16 05:05 Matrix: Water

Parameters	Results	Units	Report Limit	MDL	DF	Prepared	Analyzed	CAS No.	Qual
2320B Alkalinity	Analytical Method: SM 2320B								
Alkalinity,Bicarbonate (CaCO3)	ND	mg/L	20.0	2.0	1		05/06/16 12:45		
Alkalinity, Carbonate (CaCO3)	ND	mg/L	20.0	2.0	1		05/06/16 12:45		
Alkalinity, Total as CaCO3	ND	mg/L	20.0	2.0	1		05/06/16 12:45		
Iron, Ferric (Calculation)	Analytical Method: SM 3500-Fe B#4								
Iron, Ferric	**0.51**	mg/L	0.20		1		05/16/16 00:00	7439-89-6	
4500H+ pH, Electrometric	Analytical Method: SM 4500-H+B								
pH at 25 Degrees C	**5.2**	Std. Units	0.10	0.10	1		05/03/19 00:00		H6
4500S2D Sulfide, Total	Analytical Method: SM 4500-S-2 D								
Sulfide, Total	ND	mg/L	0.050	0.012	1		05/05/16 14:20	18496-25-8	
300.0 IC Anions 28 Days	Analytical Method: EPA 300.0								
Chloride	**246**	mg/L	20.0	10.0	20		05/07/16 16:10	16887-00-6	
Sulfate	**3.4**	mg/L	1.0	0.25	1		05/06/16 22:59	14808-79-8	
350.1 Ammonia	Analytical Method: EPA 350.1								
Nitrogen, Ammonia	ND	mg/L	0.10	0.046	1		05/09/16 17:57	7664-41-7	
353.2 Nitrogen, NO2/NO3 unpres	Analytical Method: EPA 353.2								
Nitrogen, Nitrate	ND	mg/L	0.10	0.012	1		05/04/16 16:26		
Nitrogen, Nitrite	ND	mg/L	0.10	0.010	1		05/04/16 16:26		
Nitrogen, NO2 plus NO3	ND	mg/L	0.10	0.012	1		05/04/16 16:26		
Total Carbon Dioxide Calc	Analytical Method: SM 4500-CO2 D								
Carbon Dioxide Calculation	ND	mg/L	20.0	20.0	1		05/17/16 11:50		
5310C TOC	Analytical Method: SM 5310C								
Total Organic Carbon	**0.78J**	mg/L	1.0	0.054	1		05/10/16 11:05	7440-44-0	B
SM4500P-E, Total Phosphorus	Analytical Method: SM 4500-P E Preparation Method: SM4500-P B								
Phosphate as P04	**0.084**	mg/L	0.030	0.010	1	05/12/16 06:21	05/12/16 11:08		

REPORT OF LABORATORY ANALYSIS

This report shall not be reproduced, except in full,
without the written consent of Pace Analytical Services, Inc..

Pace Analytical Services, Inc.
9608 Loiret Blvd.
Lenexa, KS 66219
(913)599-5665

ANALYTICAL RESULTS

Project: FORT SMITH, AR
Pace Project No.: 60218288

Sample: IW-80-201605 **Lab ID: 60218288004** Collected: 05/03/16 12:55 Received: 05/04/16 05:05 Matrix: Water

Parameters	Results	Units	Report Limit	MDL	DF	Prepared	Analyzed	CAS No.	Qual
Alcohol by Direct Inject GCFID	Analytical Method: EPA 8015 - Alcohol								
2-Chloroethanol	ND	ug/L	10000	1510	1		05/10/16 17:49	107-07-3	
6010 MET ICP	Analytical Method: EPA 6010 Preparation Method: EPA 3010								
Iron	**172**	ug/L	50.0	8.8	1	05/04/16 14:25	05/05/16 10:16	7439-89-6	
Manganese	**65.9**	ug/L	5.0	0.25	1	05/04/16 14:25	05/05/16 10:16	7439-96-5	
8260 MSV	Analytical Method: EPA 5030B/8260								
Acetone	**4.4J**	ug/L	10.0	1.9	1		05/09/16 22:30	67-64-1	
Benzene	ND	ug/L	1.0	0.060	1		05/09/16 22:30	71-43-2	
Bromodichloromethane	ND	ug/L	1.0	0.19	1		05/09/16 22:30	75-27-4	
Bromoform	**0.43J**	ug/L	1.0	0.070	1		05/09/16 22:30	75-25-2	
Bromomethane	ND	ug/L	5.0	0.16	1		05/09/16 22:30	74-83-9	
2-Butanone (MEK)	ND	ug/L	10.0	0.59	1		05/09/16 22:30	78-93-3	
Carbon disulfide	ND	ug/L	5.0	0.12	1		05/09/16 22:30	75-15-0	
Carbon tetrachloride	ND	ug/L	1.0	0.18	1		05/09/16 22:30	56-23-5	
Chlorobenzene	ND	ug/L	1.0	0.21	1		05/09/16 22:30	108-90-7	
Chloroethane	ND	ug/L	1.0	0.15	1		05/09/16 22:30	75-00-3	
Chloroform	ND	ug/L	1.0	0.14	1		05/09/16 22:30	67-66-3	
Chloromethane	ND	ug/L	1.0	0.080	1		05/09/16 22:30	74-87-3	
Dibromochloromethane	ND	ug/L	1.0	0.21	1		05/09/16 22:30	124-48-1	
1,1-Dichloroethane	ND	ug/L	1.0	0.050	1		05/09/16 22:30	75-34-3	
1,2-Dichloroethane	ND	ug/L	1.0	0.12	1		05/09/16 22:30	107-06-2	
1,1-Dichloroethene	ND	ug/L	1.0	0.20	1		05/09/16 22:30	75-35-4	
cis-1,2-Dichloroethene	ND	ug/L	1.0	0.080	1		05/09/16 22:30	156-59-2	
trans-1,2-Dichloroethene	ND	ug/L	1.0	0.20	1		05/09/16 22:30	156-60-5	
1,2-Dichloropropane	ND	ug/L	1.0	0.16	1		05/09/16 22:30	78-87-5	
cis-1,3-Dichloropropene	ND	ug/L	1.0	0.14	1		05/09/16 22:30	10061-01-5	
trans-1,3-Dichloropropene	ND	ug/L	1.0	0.12	1		05/09/16 22:30	10061-02-6	
Ethylbenzene	ND	ug/L	1.0	0.18	1		05/09/16 22:30	100-41-4	
2-Hexanone	ND	ug/L	10.0	1.2	1		05/09/16 22:30	591-78-6	
Methylene chloride	ND	ug/L	1.0	0.15	1		05/09/16 22:30	75-09-2	
4-Methyl-2-pentanone (MIBK)	ND	ug/L	10.0	0.42	1		05/09/16 22:30	108-10-1	
Styrene	ND	ug/L	1.0	0.12	1		05/09/16 22:30	100-42-5	
1,1,2,2-Tetrachloroethane	ND	ug/L	1.0	0.15	1		05/09/16 22:30	79-34-5	
Tetrachloroethene	ND	ug/L	1.0	0.10	1		05/09/16 22:30	127-18-4	
Toluene	ND	ug/L	1.0	0.17	1		05/09/16 22:30	108-88-3	
1,1,1-Trichloroethane	ND	ug/L	1.0	0.11	1		05/09/16 22:30	71-55-6	
1,1,2-Trichloroethane	ND	ug/L	1.0	0.20	1		05/09/16 22:30	79-00-5	
Trichloroethene	**4.3**	ug/L	1.0	0.17	1		05/09/16 22:30	79-01-6	
Vinyl chloride	ND	ug/L	1.0	0.13	1		05/09/16 22:30	75-01-4	
Xylene (Total)	ND	ug/L	3.0	0.42	1		05/09/16 22:30	1330-20-7	
Surrogates									
4-Bromofluorobenzene (S)	101	%	77-130		1		05/09/16 22:30	460-00-4	
1,2-Dichloroethane-d4 (S)	100	%	81-127		1		05/09/16 22:30	17060-07-0	
Toluene-d8 (S)	99	%	80-120		1		05/09/16 22:30	2037-26-5	
Preservation pH	**3.0**		0.10	0.10	1		05/09/16 22:30		

REPORT OF LABORATORY ANALYSIS

This report shall not be reproduced, except in full,
without the written consent of Pace Analytical Services, Inc..

Pace Analytical Services, Inc.
9608 Loiret Blvd.
Lenexa, KS 66219
(913)599-5665

ANALYTICAL RESULTS

Project: FORT SMITH, AR
Pace Project No.: 60218288

Sample: IW-80-201605 **Lab ID: 60218288004** Collected: 05/03/16 12:55 Received: 05/04/16 05:05 Matrix: Water

Parameters	Results	Units	Report Limit	MDL	DF	Prepared	Analyzed	CAS No.	Qual
2320B Alkalinity	Analytical Method: SM 2320B								
Alkalinity,Bicarbonate (CaCO3)	**133**	mg/L	20.0	2.0	1		05/06/16 12:58		
Alkalinity, Carbonate (CaCO3)	ND	mg/L	20.0	2.0	1		05/06/16 12:58		
Alkalinity, Total as CaCO3	**133**	mg/L	20.0	2.0	1		05/06/16 12:58		
Iron, Ferric (Calculation)	Analytical Method: SM 3500-Fe B#4								
Iron, Ferric	ND	mg/L	0.20		1		05/16/16 00:00	7439-89-6	
4500H+ pH, Electrometric	Analytical Method: SM 4500-H+B								
pH at 25 Degrees C	**5.8**	Std. Units	0.10	0.10	1		05/03/19 00:00		H6
4500S2D Sulfide, Total	Analytical Method: SM 4500-S-2 D								
Sulfide, Total	ND	mg/L	0.050	0.012	1		05/05/16 14:20	18496-25-8	
300.0 IC Anions 28 Days	Analytical Method: EPA 300.0								
Chloride	**198**	mg/L	20.0	10.0	20		05/07/16 16:24	16887-00-6	
Sulfate	**504**	mg/L	50.0	12.4	50		05/07/16 16:38	14808-79-8	
350.1 Ammonia	Analytical Method: EPA 350.1								
Nitrogen, Ammonia	**0.20**	mg/L	0.10	0.046	1		05/09/16 17:58	7664-41-7	
353.2 Nitrogen, NO2/NO3 unpres	Analytical Method: EPA 353.2								
Nitrogen, Nitrate	**0.73**	mg/L	0.10	0.012	1		05/04/16 16:26		
Nitrogen, Nitrite	ND	mg/L	0.10	0.010	1		05/04/16 16:26		
Nitrogen, NO2 plus NO3	**0.73**	mg/L	0.10	0.012	1		05/04/16 16:26		
Total Carbon Dioxide Calc	Analytical Method: SM 4500-CO2 D								
Carbon Dioxide Calculation	**522**	mg/L	20.0	20.0	1		05/17/16 11:50		
5310C TOC	Analytical Method: SM 5310C								
Total Organic Carbon	**0.77J**	mg/L	1.0	0.054	1		05/10/16 11:30	7440-44-0	B
SM4500P-E, Total Phosphorus	Analytical Method: SM 4500-P E Preparation Method: SM4500-P B								
Phosphate as P04	**0.37**	mg/L	0.030	0.010	1	05/12/16 06:21	05/12/16 11:08		

REPORT OF LABORATORY ANALYSIS

This report shall not be reproduced, except in full,
without the written consent of Pace Analytical Services, Inc..

Pace Analytical Services, Inc.
9608 Loiret Blvd.
Lenexa, KS 66219
(913)599-5665

ANALYTICAL RESULTS

Project: FORT SMITH, AR
Pace Project No.: 60218288

Sample: MW-57R-201605 **Lab ID: 60218288005** Collected: 05/03/16 14:40 Received: 05/04/16 05:05 Matrix: Water

Parameters	Results	Units	Report Limit	MDL	DF	Prepared	Analyzed	CAS No.	Qual
Alcohol by Direct Inject GCFID	Analytical Method: EPA 8015 - Alcohol								
2-Chloroethanol	ND	ug/L	10000	1510	1		05/10/16 18:12	107-07-3	
6010 MET ICP	Analytical Method: EPA 6010 Preparation Method: EPA 3010								
Iron	**3330**	ug/L	50.0	8.8	1	05/04/16 14:25	05/05/16 10:18	7439-89-6	
Manganese	**938**	ug/L	5.0	0.25	1	05/04/16 14:25	05/05/16 10:18	7439-96-5	
8260 MSV	Analytical Method: EPA 5030B/8260								
Acetone	ND	ug/L	10.0	1.9	1		05/09/16 23:27	67-64-1	
Benzene	ND	ug/L	1.0	0.060	1		05/09/16 23:27	71-43-2	
Bromodichloromethane	ND	ug/L	1.0	0.19	1		05/09/16 23:27	75-27-4	
Bromoform	ND	ug/L	1.0	0.070	1		05/09/16 23:27	75-25-2	
Bromomethane	ND	ug/L	5.0	0.16	1		05/09/16 23:27	74-83-9	
2-Butanone (MEK)	ND	ug/L	10.0	0.59	1		05/09/16 23:27	78-93-3	
Carbon disulfide	ND	ug/L	5.0	0.12	1		05/09/16 23:27	75-15-0	
Carbon tetrachloride	ND	ug/L	1.0	0.18	1		05/09/16 23:27	56-23-5	
Chlorobenzene	ND	ug/L	1.0	0.21	1		05/09/16 23:27	108-90-7	
Chloroethane	ND	ug/L	1.0	0.15	1		05/09/16 23:27	75-00-3	
Chloroform	**0.18J**	ug/L	1.0	0.14	1		05/09/16 23:27	67-66-3	
Chloromethane	ND	ug/L	1.0	0.080	1		05/09/16 23:27	74-87-3	
Dibromochloromethane	ND	ug/L	1.0	0.21	1		05/09/16 23:27	124-48-1	
1,1-Dichloroethane	ND	ug/L	1.0	0.050	1		05/09/16 23:27	75-34-3	
1,2-Dichloroethane	ND	ug/L	1.0	0.12	1		05/09/16 23:27	107-06-2	
1,1-Dichloroethene	**1.7**	ug/L	1.0	0.20	1		05/09/16 23:27	75-35-4	
cis-1,2-Dichloroethene	**12.8**	ug/L	1.0	0.080	1		05/09/16 23:27	156-59-2	
trans-1,2-Dichloroethene	**0.26J**	ug/L	1.0	0.20	1		05/09/16 23:27	156-60-5	
1,2-Dichloropropane	ND	ug/L	1.0	0.16	1		05/09/16 23:27	78-87-5	
cis-1,3-Dichloropropene	ND	ug/L	1.0	0.14	1		05/09/16 23:27	10061-01-5	
trans-1,3-Dichloropropene	ND	ug/L	1.0	0.12	1		05/09/16 23:27	10061-02-6	
Ethylbenzene	ND	ug/L	1.0	0.18	1		05/09/16 23:27	100-41-4	
2-Hexanone	ND	ug/L	10.0	1.2	1		05/09/16 23:27	591-78-6	
Methylene chloride	ND	ug/L	1.0	0.15	1		05/09/16 23:27	75-09-2	
4-Methyl-2-pentanone (MIBK)	ND	ug/L	10.0	0.42	1		05/09/16 23:27	108-10-1	
Styrene	ND	ug/L	1.0	0.12	1		05/09/16 23:27	100-42-5	
1,1,2,2-Tetrachloroethane	ND	ug/L	1.0	0.15	1		05/09/16 23:27	79-34-5	
Tetrachloroethene	**0.18J**	ug/L	1.0	0.10	1		05/09/16 23:27	127-18-4	
Toluene	ND	ug/L	1.0	0.17	1		05/09/16 23:27	108-88-3	
1,1,1-Trichloroethane	ND	ug/L	1.0	0.11	1		05/09/16 23:27	71-55-6	
1,1,2-Trichloroethane	ND	ug/L	1.0	0.20	1		05/09/16 23:27	79-00-5	
Trichloroethene	**425**	ug/L	5.0	0.85	5		05/09/16 23:42	79-01-6	
Vinyl chloride	**0.51J**	ug/L	1.0	0.13	1		05/09/16 23:27	75-01-4	
Xylene (Total)	ND	ug/L	3.0	0.42	1		05/09/16 23:27	1330-20-7	
Surrogates									
4-Bromofluorobenzene (S)	101	%	77-130		1		05/09/16 23:27	460-00-4	
1,2-Dichloroethane-d4 (S)	94	%	81-127		1		05/09/16 23:27	17060-07-0	
Toluene-d8 (S)	98	%	80-120		1		05/09/16 23:27	2037-26-5	
Preservation pH	**1.0**		0.10	0.10	1		05/09/16 23:27		

REPORT OF LABORATORY ANALYSIS

This report shall not be reproduced, except in full,
without the written consent of Pace Analytical Services, Inc..

Pace Analytical Services, Inc.
9608 Loiret Blvd.
Lenexa, KS 66219
(913)599-5665

ANALYTICAL RESULTS

Project: FORT SMITH, AR
Pace Project No.: 60218288

Sample: MW-57R-201605 **Lab ID: 60218288005** Collected: 05/03/16 14:40 Received: 05/04/16 05:05 Matrix: Water

Parameters	Results	Units	Report Limit	MDL	DF	Prepared	Analyzed	CAS No.	Qual
2320B Alkalinity	Analytical Method: SM 2320B								
Alkalinity,Bicarbonate (CaCO3)	**56.1**	mg/L	20.0	2.0	1		05/06/16 13:02		
Alkalinity, Carbonate (CaCO3)	ND	mg/L	20.0	2.0	1		05/06/16 13:02		
Alkalinity, Total as CaCO3	**56.1**	mg/L	20.0	2.0	1		05/06/16 13:02		
Iron, Ferric (Calculation)	Analytical Method: SM 3500-Fe B#4								
Iron, Ferric	**1.3**	mg/L	0.20		1		05/16/16 00:00	7439-89-6	
4500H+ pH, Electrometric	Analytical Method: SM 4500-H+B								
pH at 25 Degrees C	**5.8**	Std. Units	0.10	0.10	1		05/03/19 00:00		H6
4500S2D Sulfide, Total	Analytical Method: SM 4500-S-2 D								
Sulfide, Total	ND	mg/L	0.050	0.012	1		05/05/16 14:21	18496-25-8	
300.0 IC Anions 28 Days	Analytical Method: EPA 300.0								
Chloride	**212**	mg/L	20.0	10.0	20		05/07/16 16:52	16887-00-6	
Sulfate	**5.2**	mg/L	1.0	0.25	1		05/06/16 23:27	14808-79-8	
350.1 Ammonia	Analytical Method: EPA 350.1								
Nitrogen, Ammonia	ND	mg/L	0.10	0.046	1		05/09/16 18:03	7664-41-7	
353.2 Nitrogen, NO2/NO3 unpres	Analytical Method: EPA 353.2								
Nitrogen, Nitrate	ND	mg/L	0.10	0.012	1		05/04/16 16:30		
Nitrogen, Nitrite	ND	mg/L	0.10	0.010	1		05/04/16 16:30		
Nitrogen, NO2 plus NO3	ND	mg/L	0.10	0.012	1		05/04/16 16:30		
Total Carbon Dioxide Calc	Analytical Method: SM 4500-CO2 D								
Carbon Dioxide Calculation	**227**	mg/L	20.0	20.0	1		05/17/16 11:50		
5310C TOC	Analytical Method: SM 5310C								
Total Organic Carbon	**0.79J**	mg/L	1.0	0.054	1		05/10/16 11:43	7440-44-0	B
SM4500P-E, Total Phosphorus	Analytical Method: SM 4500-P E Preparation Method: SM4500-P B								
Phosphate as P04	**0.36**	mg/L	0.030	0.010	1	05/12/16 06:21	05/12/16 11:09		

REPORT OF LABORATORY ANALYSIS

This report shall not be reproduced, except in full,
without the written consent of Pace Analytical Services, Inc..

Pace Analytical Services, Inc.
9608 Loiret Blvd.
Lenexa, KS 66219
(913)599-5665

ANALYTICAL RESULTS

Project: FORT SMITH, AR
Pace Project No.: 60218288

Sample: MW-62R-201605 **Lab ID: 60218288006** Collected: 05/03/16 09:45 Received: 05/04/16 05:05 Matrix: Water

Parameters	Results	Units	Report Limit	MDL	DF	Prepared	Analyzed	CAS No.	Qual
Alcohol by Direct Inject GCFID	Analytical Method: EPA 8015 - Alcohol								
2-Chloroethanol	ND	ug/L	10000	1510	1		05/10/16 18:23	107-07-3	
6010 MET ICP	Analytical Method: EPA 6010 Preparation Method: EPA 3010								
Iron	**579**	ug/L	50.0	8.8	1	05/04/16 14:25	05/05/16 10:25	7439-89-6	
Manganese	**973**	ug/L	5.0	0.25	1	05/04/16 14:25	05/05/16 10:25	7439-96-5	
8260 MSV	Analytical Method: EPA 5030B/8260								
Acetone	ND	ug/L	10.0	1.9	1		05/09/16 22:44	67-64-1	
Benzene	ND	ug/L	1.0	0.060	1		05/09/16 22:44	71-43-2	
Bromodichloromethane	ND	ug/L	1.0	0.19	1		05/09/16 22:44	75-27-4	
Bromoform	ND	ug/L	1.0	0.070	1		05/09/16 22:44	75-25-2	
Bromomethane	ND	ug/L	5.0	0.16	1		05/09/16 22:44	74-83-9	
2-Butanone (MEK)	ND	ug/L	10.0	0.59	1		05/09/16 22:44	78-93-3	
Carbon disulfide	ND	ug/L	5.0	0.12	1		05/09/16 22:44	75-15-0	
Carbon tetrachloride	ND	ug/L	1.0	0.18	1		05/09/16 22:44	56-23-5	
Chlorobenzene	ND	ug/L	1.0	0.21	1		05/09/16 22:44	108-90-7	
Chloroethane	ND	ug/L	1.0	0.15	1		05/09/16 22:44	75-00-3	
Chloroform	**0.24J**	ug/L	1.0	0.14	1		05/09/16 22:44	67-66-3	
Chloromethane	ND	ug/L	1.0	0.080	1		05/09/16 22:44	74-87-3	
Dibromochloromethane	ND	ug/L	1.0	0.21	1		05/09/16 22:44	124-48-1	
1,1-Dichloroethane	ND	ug/L	1.0	0.050	1		05/09/16 22:44	75-34-3	
1,2-Dichloroethane	ND	ug/L	1.0	0.12	1		05/09/16 22:44	107-06-2	
1,1-Dichloroethene	ND	ug/L	1.0	0.20	1		05/09/16 22:44	75-35-4	
cis-1,2-Dichloroethene	ND	ug/L	1.0	0.080	1		05/09/16 22:44	156-59-2	
trans-1,2-Dichloroethene	ND	ug/L	1.0	0.20	1		05/09/16 22:44	156-60-5	
1,2-Dichloropropane	ND	ug/L	1.0	0.16	1		05/09/16 22:44	78-87-5	
cis-1,3-Dichloropropene	ND	ug/L	1.0	0.14	1		05/09/16 22:44	10061-01-5	
trans-1,3-Dichloropropene	ND	ug/L	1.0	0.12	1		05/09/16 22:44	10061-02-6	
Ethylbenzene	ND	ug/L	1.0	0.18	1		05/09/16 22:44	100-41-4	
2-Hexanone	ND	ug/L	10.0	1.2	1		05/09/16 22:44	591-78-6	
Methylene chloride	ND	ug/L	1.0	0.15	1		05/09/16 22:44	75-09-2	
4-Methyl-2-pentanone (MIBK)	ND	ug/L	10.0	0.42	1		05/09/16 22:44	108-10-1	
Styrene	ND	ug/L	1.0	0.12	1		05/09/16 22:44	100-42-5	
1,1,2,2-Tetrachloroethane	ND	ug/L	1.0	0.15	1		05/09/16 22:44	79-34-5	
Tetrachloroethene	ND	ug/L	1.0	0.10	1		05/09/16 22:44	127-18-4	
Toluene	ND	ug/L	1.0	0.17	1		05/09/16 22:44	108-88-3	
1,1,1-Trichloroethane	ND	ug/L	1.0	0.11	1		05/09/16 22:44	71-55-6	
1,1,2-Trichloroethane	ND	ug/L	1.0	0.20	1		05/09/16 22:44	79-00-5	
Trichloroethene	ND	ug/L	1.0	0.17	1		05/09/16 22:44	79-01-6	
Vinyl chloride	ND	ug/L	1.0	0.13	1		05/09/16 22:44	75-01-4	
Xylene (Total)	ND	ug/L	3.0	0.42	1		05/09/16 22:44	1330-20-7	
Surrogates									
4-Bromofluorobenzene (S)	100	%	77-130		1		05/09/16 22:44	460-00-4	
1,2-Dichloroethane-d4 (S)	101	%	81-127		1		05/09/16 22:44	17060-07-0	
Toluene-d8 (S)	99	%	80-120		1		05/09/16 22:44	2037-26-5	
Preservation pH	**1.0**		0.10	0.10	1		05/09/16 22:44		

REPORT OF LABORATORY ANALYSIS

This report shall not be reproduced, except in full,
without the written consent of Pace Analytical Services, Inc..

Pace Analytical Services, Inc.
9608 Loiret Blvd.
Lenexa, KS 66219
(913)599-5665

ANALYTICAL RESULTS

Project: FORT SMITH, AR
Pace Project No.: 60218288

Sample: MW-62R-201605 **Lab ID: 60218288006** Collected: 05/03/16 09:45 Received: 05/04/16 05:05 Matrix: Water

Parameters	Results	Units	Report Limit	MDL	DF	Prepared	Analyzed	CAS No.	Qual
2320B Alkalinity	Analytical Method: SM 2320B								
Alkalinity,Bicarbonate (CaCO3)	**54.8**	mg/L	20.0	2.0	1		05/06/16 13:06		
Alkalinity, Carbonate (CaCO3)	ND	mg/L	20.0	2.0	1		05/06/16 13:06		
Alkalinity, Total as CaCO3	**54.8**	mg/L	20.0	2.0	1		05/06/16 13:06		
Iron, Ferric (Calculation)	Analytical Method: SM 3500-Fe B#4								
Iron, Ferric	ND	mg/L	0.20		1		05/17/16 00:00	7439-89-6	1e
4500H+ pH, Electrometric	Analytical Method: SM 4500-H+B								
pH at 25 Degrees C	**6.0**	Std. Units	0.10	0.10	1		05/03/19 00:00		H6
4500S2D Sulfide, Total	Analytical Method: SM 4500-S-2 D								
Sulfide, Total	ND	mg/L	0.050	0.012	1		05/05/16 14:21	18496-25-8	
300.0 IC Anions 28 Days	Analytical Method: EPA 300.0								
Chloride	**149**	mg/L	10.0	5.0	10		05/07/16 17:06	16887-00-6	
Sulfate	**6.2**	mg/L	1.0	0.25	1		05/06/16 23:41	14808-79-8	
350.1 Ammonia	Analytical Method: EPA 350.1								
Nitrogen, Ammonia	ND	mg/L	0.10	0.046	1		05/09/16 18:04	7664-41-7	
353.2 Nitrogen, NO2/NO3 unpres	Analytical Method: EPA 353.2								
Nitrogen, Nitrate	**0.099J**	mg/L	0.10	0.012	1		05/04/16 14:51		
Nitrogen, Nitrite	ND	mg/L	0.10	0.010	1		05/04/16 14:51		
Nitrogen, NO2 plus NO3	**0.099J**	mg/L	0.10	0.012	1		05/04/16 14:51		
Total Carbon Dioxide Calc	Analytical Method: SM 4500-CO2 D								
Carbon Dioxide Calculation	**158**	mg/L	20.0	20.0	1		05/17/16 11:50		
5310C TOC	Analytical Method: SM 5310C								
Total Organic Carbon	**0.35J**	mg/L	1.0	0.054	1		05/10/16 12:21	7440-44-0	B
SM4500P-E, Total Phosphorus	Analytical Method: SM 4500-P E Preparation Method: SM4500-P B								
Phosphate as P04	**0.077**	mg/L	0.030	0.010	1	05/12/16 06:21	05/12/16 11:09		

REPORT OF LABORATORY ANALYSIS

This report shall not be reproduced, except in full,
without the written consent of Pace Analytical Services, Inc..

Pace Analytical Services, Inc.
9608 Loiret Blvd.
Lenexa, KS 66219
(913)599-5665

ANALYTICAL RESULTS

Project: FORT SMITH, AR
Pace Project No.: 60218288

Sample: TMW-11-201605 **Lab ID: 60218288007** Collected: 05/03/16 15:10 Received: 05/04/16 05:05 Matrix: Water

Parameters	Results	Units	Report Limit	MDL	DF	Prepared	Analyzed	CAS No.	Qual
Alcohol by Direct Inject GCFID	Analytical Method: EPA 8015 - Alcohol								
2-Chloroethanol	ND	ug/L	10000	1510	1		05/10/16 18:35	107-07-3	
6010 MET ICP	Analytical Method: EPA 6010 Preparation Method: EPA 3010								
Iron	**11700**	ug/L	50.0	8.8	1	05/04/16 14:25	05/05/16 10:27	7439-89-6	
Manganese	**1850**	ug/L	5.0	0.25	1	05/04/16 14:25	05/05/16 10:27	7439-96-5	
8260 MSV	Analytical Method: EPA 5030B/8260								
Acetone	**15.4**	ug/L	10.0	1.9	1		05/09/16 23:56	67-64-1	
Benzene	**0.11J**	ug/L	1.0	0.060	1		05/09/16 23:56	71-43-2	
Bromodichloromethane	ND	ug/L	1.0	0.19	1		05/09/16 23:56	75-27-4	
Bromoform	ND	ug/L	1.0	0.070	1		05/09/16 23:56	75-25-2	
Bromomethane	ND	ug/L	5.0	0.16	1		05/09/16 23:56	74-83-9	
2-Butanone (MEK)	**19.7**	ug/L	10.0	0.59	1		05/09/16 23:56	78-93-3	
Carbon disulfide	**0.56J**	ug/L	5.0	0.12	1		05/09/16 23:56	75-15-0	
Carbon tetrachloride	ND	ug/L	1.0	0.18	1		05/09/16 23:56	56-23-5	
Chlorobenzene	ND	ug/L	1.0	0.21	1		05/09/16 23:56	108-90-7	
Chloroethane	ND	ug/L	1.0	0.15	1		05/09/16 23:56	75-00-3	
Chloroform	ND	ug/L	1.0	0.14	1		05/09/16 23:56	67-66-3	
Chloromethane	ND	ug/L	1.0	0.080	1		05/09/16 23:56	74-87-3	
Dibromochloromethane	ND	ug/L	1.0	0.21	1		05/09/16 23:56	124-48-1	
1,1-Dichloroethane	ND	ug/L	1.0	0.050	1		05/09/16 23:56	75-34-3	
1,2-Dichloroethane	ND	ug/L	1.0	0.12	1		05/09/16 23:56	107-06-2	
1,1-Dichloroethene	ND	ug/L	1.0	0.20	1		05/09/16 23:56	75-35-4	
cis-1,2-Dichloroethene	**3.6**	ug/L	1.0	0.080	1		05/09/16 23:56	156-59-2	
trans-1,2-Dichloroethene	ND	ug/L	1.0	0.20	1		05/09/16 23:56	156-60-5	
1,2-Dichloropropane	ND	ug/L	1.0	0.16	1		05/09/16 23:56	78-87-5	
cis-1,3-Dichloropropene	ND	ug/L	1.0	0.14	1		05/09/16 23:56	10061-01-5	
trans-1,3-Dichloropropene	ND	ug/L	1.0	0.12	1		05/09/16 23:56	10061-02-6	
Ethylbenzene	ND	ug/L	1.0	0.18	1		05/09/16 23:56	100-41-4	
2-Hexanone	ND	ug/L	10.0	1.2	1		05/09/16 23:56	591-78-6	
Methylene chloride	ND	ug/L	1.0	0.15	1		05/09/16 23:56	75-09-2	
4-Methyl-2-pentanone (MIBK)	**0.89J**	ug/L	10.0	0.42	1		05/09/16 23:56	108-10-1	
Styrene	ND	ug/L	1.0	0.12	1		05/09/16 23:56	100-42-5	
1,1,2,2-Tetrachloroethane	ND	ug/L	1.0	0.15	1		05/09/16 23:56	79-34-5	
Tetrachloroethene	ND	ug/L	1.0	0.10	1		05/09/16 23:56	127-18-4	
Toluene	**0.90J**	ug/L	1.0	0.17	1		05/09/16 23:56	108-88-3	
1,1,1-Trichloroethane	ND	ug/L	1.0	0.11	1		05/09/16 23:56	71-55-6	
1,1,2-Trichloroethane	ND	ug/L	1.0	0.20	1		05/09/16 23:56	79-00-5	
Trichloroethene	**8.1**	ug/L	1.0	0.17	1		05/09/16 23:56	79-01-6	
Vinyl chloride	ND	ug/L	1.0	0.13	1		05/09/16 23:56	75-01-4	
Xylene (Total)	ND	ug/L	3.0	0.42	1		05/09/16 23:56	1330-20-7	
Surrogates									
4-Bromofluorobenzene (S)	101	%	77-130		1		05/09/16 23:56	460-00-4	
1,2-Dichloroethane-d4 (S)	96	%	81-127		1		05/09/16 23:56	17060-07-0	
Toluene-d8 (S)	99	%	80-120		1		05/09/16 23:56	2037-26-5	
Preservation pH	**1.0**		0.10	0.10	1		05/09/16 23:56		

REPORT OF LABORATORY ANALYSIS

This report shall not be reproduced, except in full,
without the written consent of Pace Analytical Services, Inc..

Pace Analytical Services, Inc.
9608 Loiret Blvd.
Lenexa, KS 66219
(913)599-5665

ANALYTICAL RESULTS

Project: FORT SMITH, AR
Pace Project No.: 60218288

Sample: TMW-11-201605 **Lab ID: 60218288007** Collected: 05/03/16 15:10 Received: 05/04/16 05:05 Matrix: Water

Parameters	Results	Units	Report Limit	MDL	DF	Prepared	Analyzed	CAS No.	Qual
2320B Alkalinity	Analytical Method: SM 2320B								
Alkalinity,Bicarbonate (CaCO3)	**967**	mg/L	20.0	2.0	1		05/06/16 13:15		
Alkalinity, Carbonate (CaCO3)	ND	mg/L	20.0	2.0	1		05/06/16 13:15		
Alkalinity, Total as CaCO3	**967**	mg/L	20.0	2.0	1		05/06/16 13:15		
Iron, Ferric (Calculation)	Analytical Method: SM 3500-Fe B#4								
Iron, Ferric	**11.0**	mg/L	0.20		1		05/16/16 00:00	7439-89-6	
4500H+ pH, Electrometric	Analytical Method: SM 4500-H+B								
pH at 25 Degrees C	**7.2**	Std. Units	0.10	0.10	1		05/03/19 00:00		H6
4500S2D Sulfide, Total	Analytical Method: SM 4500-S-2 D								
Sulfide, Total	ND	mg/L	0.050	0.012	1		05/05/16 14:21	18496-25-8	
300.0 IC Anions 28 Days	Analytical Method: EPA 300.0								
Chloride	**145**	mg/L	10.0	5.0	10		05/07/16 17:48	16887-00-6	
Sulfate	**2.4**	mg/L	1.0	0.25	1		05/06/16 23:55	14808-79-8	
350.1 Ammonia	Analytical Method: EPA 350.1								
Nitrogen, Ammonia	**6.6**	mg/L	0.10	0.046	1		05/09/16 18:05	7664-41-7	
353.2 Nitrogen, NO2/NO3 unpres	Analytical Method: EPA 353.2								
Nitrogen, Nitrate	ND	mg/L	0.10	0.012	1		05/05/16 10:00		
Nitrogen, Nitrite	ND	mg/L	0.10	0.010	1		05/05/16 10:00		
Nitrogen, NO2 plus NO3	ND	mg/L	0.10	0.012	1		05/05/16 10:00		
Total Carbon Dioxide Calc	Analytical Method: SM 4500-CO2 D								
Carbon Dioxide Calculation	**982**	mg/L	20.0	20.0	1		05/17/16 11:50		
5310C TOC	Analytical Method: SM 5310C								
Total Organic Carbon	**46.2**	mg/L	10.0	0.54	10		05/10/16 12:33	7440-44-0	
5310C Dissolved Organic Carbon	Analytical Method: SM 5310C								
Dissolved Organic Carbon	**22.5**	mg/L	2.0	0.11	2		05/12/16 12:58	7440-44-0	
SM4500P-E, Total Phosphorus	Analytical Method: SM 4500-P E Preparation Method: SM4500-P B								
Phosphate as P04	**1.8**	mg/L	0.030	0.010	1	05/12/16 06:21	05/12/16 11:10		

REPORT OF LABORATORY ANALYSIS

This report shall not be reproduced, except in full,
without the written consent of Pace Analytical Services, Inc..

Pace Analytical Services, Inc.
9608 Loiret Blvd.
Lenexa, KS 66219
(913)599-5665

ANALYTICAL RESULTS

Project: FORT SMITH, AR
Pace Project No.: 60218288

Sample: MW-61R-201605 **Lab ID: 60218288008** Collected: 05/03/16 12:10 Received: 05/04/16 05:05 Matrix: Water

Parameters	Results	Units	Report Limit	MDL	DF	Prepared	Analyzed	CAS No.	Qual
Alcohol by Direct Inject GCFID	Analytical Method: EPA 8015 - Alcohol								
2-Chloroethanol	ND	ug/L	10000	1510	1		05/10/16 18:46	107-07-3	
6010 MET ICP	Analytical Method: EPA 6010 Preparation Method: EPA 3010								
Iron	**22000**	ug/L	50.0	8.8	1	05/04/16 14:25	05/05/16 10:30	7439-89-6	
Manganese	**1710**	ug/L	5.0	0.25	1	05/04/16 14:25	05/05/16 10:30	7439-96-5	
8260 MSV	Analytical Method: EPA 5030B/8260								
Acetone	ND	ug/L	10.0	1.9	1		05/10/16 03:03	67-64-1	
Benzene	ND	ug/L	1.0	0.060	1		05/10/16 03:03	71-43-2	
Bromodichloromethane	ND	ug/L	1.0	0.19	1		05/10/16 03:03	75-27-4	
Bromoform	ND	ug/L	1.0	0.070	1		05/10/16 03:03	75-25-2	
Bromomethane	ND	ug/L	5.0	0.16	1		05/10/16 03:03	74-83-9	
2-Butanone (MEK)	ND	ug/L	10.0	0.59	1		05/10/16 03:03	78-93-3	
Carbon disulfide	ND	ug/L	5.0	0.12	1		05/10/16 03:03	75-15-0	
Carbon tetrachloride	ND	ug/L	1.0	0.18	1		05/10/16 03:03	56-23-5	
Chlorobenzene	ND	ug/L	1.0	0.21	1		05/10/16 03:03	108-90-7	
Chloroethane	ND	ug/L	1.0	0.15	1		05/10/16 03:03	75-00-3	
Chloroform	ND	ug/L	1.0	0.14	1		05/10/16 03:03	67-66-3	
Chloromethane	ND	ug/L	1.0	0.080	1		05/10/16 03:03	74-87-3	
Dibromochloromethane	ND	ug/L	1.0	0.21	1		05/10/16 03:03	124-48-1	
1,1-Dichloroethane	ND	ug/L	1.0	0.050	1		05/10/16 03:03	75-34-3	
1,2-Dichloroethane	ND	ug/L	1.0	0.12	1		05/10/16 03:03	107-06-2	
1,1-Dichloroethene	ND	ug/L	1.0	0.20	1		05/10/16 03:03	75-35-4	
cis-1,2-Dichloroethene	**3.8**	ug/L	1.0	0.080	1		05/10/16 03:03	156-59-2	
trans-1,2-Dichloroethene	ND	ug/L	1.0	0.20	1		05/10/16 03:03	156-60-5	
1,2-Dichloropropane	ND	ug/L	1.0	0.16	1		05/10/16 03:03	78-87-5	
cis-1,3-Dichloropropene	ND	ug/L	1.0	0.14	1		05/10/16 03:03	10061-01-5	
trans-1,3-Dichloropropene	ND	ug/L	1.0	0.12	1		05/10/16 03:03	10061-02-6	
Ethylbenzene	ND	ug/L	1.0	0.18	1		05/10/16 03:03	100-41-4	
2-Hexanone	ND	ug/L	10.0	1.2	1		05/10/16 03:03	591-78-6	
Methylene chloride	ND	ug/L	1.0	0.15	1		05/10/16 03:03	75-09-2	
4-Methyl-2-pentanone (MIBK)	ND	ug/L	10.0	0.42	1		05/10/16 03:03	108-10-1	
Styrene	ND	ug/L	1.0	0.12	1		05/10/16 03:03	100-42-5	
1,1,2,2-Tetrachloroethane	ND	ug/L	1.0	0.15	1		05/10/16 03:03	79-34-5	
Tetrachloroethene	ND	ug/L	1.0	0.10	1		05/10/16 03:03	127-18-4	
Toluene	ND	ug/L	1.0	0.17	1		05/10/16 03:03	108-88-3	
1,1,1-Trichloroethane	ND	ug/L	1.0	0.11	1		05/10/16 03:03	71-55-6	
1,1,2-Trichloroethane	ND	ug/L	1.0	0.20	1		05/10/16 03:03	79-00-5	
Trichloroethene	**5.3**	ug/L	1.0	0.17	1		05/10/16 03:03	79-01-6	
Vinyl chloride	ND	ug/L	1.0	0.13	1		05/10/16 03:03	75-01-4	
Xylene (Total)	ND	ug/L	3.0	0.42	1		05/10/16 03:03	1330-20-7	
Surrogates									
4-Bromofluorobenzene (S)	97	%	77-130		1		05/10/16 03:03	460-00-4	
1,2-Dichloroethane-d4 (S)	95	%	81-127		1		05/10/16 03:03	17060-07-0	
Toluene-d8 (S)	100	%	80-120		1		05/10/16 03:03	2037-26-5	
Preservation pH	**1.0**		0.10	0.10	1		05/10/16 03:03		

REPORT OF LABORATORY ANALYSIS

This report shall not be reproduced, except in full,
without the written consent of Pace Analytical Services, Inc..

Pace Analytical Services, Inc.
9608 Loiret Blvd.
Lenexa, KS 66219
(913)599-5665

ANALYTICAL RESULTS

Project: FORT SMITH, AR
Pace Project No.: 60218288

Sample: MW-61R-201605 **Lab ID: 60218288008** Collected: 05/03/16 12:10 Received: 05/04/16 05:05 Matrix: Water

Parameters	Results	Units	Report Limit	MDL	DF	Prepared	Analyzed	CAS No.	Qual
2320B Alkalinity	Analytical Method: SM 2320B								
Alkalinity,Bicarbonate (CaCO3)	**384**	mg/L	20.0	2.0	1		05/10/16 14:31		
Alkalinity, Carbonate (CaCO3)	ND	mg/L	20.0	2.0	1		05/10/16 14:31		
Alkalinity, Total as CaCO3	**384**	mg/L	20.0	2.0	1		05/10/16 14:31		
Iron, Ferric (Calculation)	Analytical Method: SM 3500-Fe B#4								
Iron, Ferric	**18.6**	mg/L	0.20		1		05/17/12 00:00	7439-89-6	
4500H+ pH, Electrometric	Analytical Method: SM 4500-H+B								
pH at 25 Degrees C	**6.8**	Std. Units	0.10	0.10	1		05/03/19 00:00		H6
4500S2D Sulfide, Total	Analytical Method: SM 4500-S-2 D								
Sulfide, Total	ND	mg/L	0.050	0.012	1		05/05/16 14:22	18496-25-8	
300.0 IC Anions 28 Days	Analytical Method: EPA 300.0								
Chloride	**83.6**	mg/L	10.0	5.0	10		05/07/16 18:01	16887-00-6	
Sulfate	**7.5**	mg/L	1.0	0.25	1		05/07/16 00:09	14808-79-8	
350.1 Ammonia	Analytical Method: EPA 350.1								
Nitrogen, Ammonia	**2.0**	mg/L	0.10	0.046	1		05/09/16 18:07	7664-41-7	
353.2 Nitrogen, NO2/NO3 unpres	Analytical Method: EPA 353.2								
Nitrogen, Nitrate	ND	mg/L	0.10	0.012	1		05/04/16 16:22		
Nitrogen, Nitrite	ND	mg/L	0.10	0.010	1		05/04/16 16:22		
Nitrogen, NO2 plus NO3	ND	mg/L	0.10	0.012	1		05/04/16 16:22		
Total Carbon Dioxide Calc	Analytical Method: SM 4500-CO2 D								
Carbon Dioxide Calculation	**463**	mg/L	20.0	20.0	1		05/17/16 11:50		
5310C TOC	Analytical Method: SM 5310C								
Total Organic Carbon	**2.8**	mg/L	1.0	0.054	1		05/10/16 15:56	7440-44-0	
5310C Dissolved Organic Carbon	Analytical Method: SM 5310C								
Dissolved Organic Carbon	**2.5**	mg/L	1.0	0.054	1		05/12/16 11:17	7440-44-0	
SM4500P-E, Total Phosphorus	Analytical Method: SM 4500-P E Preparation Method: SM4500-P B								
Phosphate as P04	**0.59**	mg/L	0.030	0.010	1	05/12/16 06:21	05/12/16 11:10		

REPORT OF LABORATORY ANALYSIS

This report shall not be reproduced, except in full,
without the written consent of Pace Analytical Services, Inc..

Pace Analytical Services, Inc.
9608 Loiret Blvd.
Lenexa, KS 66219
(913)599-5665

ANALYTICAL RESULTS

Project: FORT SMITH, AR
Pace Project No.: 60218288

Sample: TB-04-201605 **Lab ID: 60218288009** Collected: 05/03/16 08:55 Received: 05/04/16 05:05 Matrix: Water

Parameters	Results	Units	Report Limit	MDL	DF	Prepared	Analyzed	CAS No.	Qual
8260 MSV	Analytical Method: EPA 5030B/8260								
Acetone	ND	ug/L	10.0	1.9	1		05/10/16 01:51	67-64-1	
Benzene	ND	ug/L	1.0	0.060	1		05/10/16 01:51	71-43-2	
Bromodichloromethane	ND	ug/L	1.0	0.19	1		05/10/16 01:51	75-27-4	
Bromoform	ND	ug/L	1.0	0.070	1		05/10/16 01:51	75-25-2	
Bromomethane	ND	ug/L	5.0	0.16	1		05/10/16 01:51	74-83-9	
2-Butanone (MEK)	ND	ug/L	10.0	0.59	1		05/10/16 01:51	78-93-3	
Carbon disulfide	ND	ug/L	5.0	0.12	1		05/10/16 01:51	75-15-0	
Carbon tetrachloride	ND	ug/L	1.0	0.18	1		05/10/16 01:51	56-23-5	
Chlorobenzene	ND	ug/L	1.0	0.21	1		05/10/16 01:51	108-90-7	
Chloroethane	ND	ug/L	1.0	0.15	1		05/10/16 01:51	75-00-3	
Chloroform	ND	ug/L	1.0	0.14	1		05/10/16 01:51	67-66-3	
Chloromethane	ND	ug/L	1.0	0.080	1		05/10/16 01:51	74-87-3	
Dibromochloromethane	ND	ug/L	1.0	0.21	1		05/10/16 01:51	124-48-1	
1,1-Dichloroethane	ND	ug/L	1.0	0.050	1		05/10/16 01:51	75-34-3	
1,2-Dichloroethane	ND	ug/L	1.0	0.12	1		05/10/16 01:51	107-06-2	
1,1-Dichloroethene	ND	ug/L	1.0	0.20	1		05/10/16 01:51	75-35-4	
cis-1,2-Dichloroethene	ND	ug/L	1.0	0.080	1		05/10/16 01:51	156-59-2	
trans-1,2-Dichloroethene	ND	ug/L	1.0	0.20	1		05/10/16 01:51	156-60-5	
1,2-Dichloropropane	ND	ug/L	1.0	0.16	1		05/10/16 01:51	78-87-5	
cis-1,3-Dichloropropene	ND	ug/L	1.0	0.14	1		05/10/16 01:51	10061-01-5	
trans-1,3-Dichloropropene	ND	ug/L	1.0	0.12	1		05/10/16 01:51	10061-02-6	
Ethylbenzene	ND	ug/L	1.0	0.18	1		05/10/16 01:51	100-41-4	
2-Hexanone	ND	ug/L	10.0	1.2	1		05/10/16 01:51	591-78-6	
Methylene chloride	ND	ug/L	1.0	0.15	1		05/10/16 01:51	75-09-2	
4-Methyl-2-pentanone (MIBK)	ND	ug/L	10.0	0.42	1		05/10/16 01:51	108-10-1	
Styrene	ND	ug/L	1.0	0.12	1		05/10/16 01:51	100-42-5	
1,1,2,2-Tetrachloroethane	ND	ug/L	1.0	0.15	1		05/10/16 01:51	79-34-5	
Tetrachloroethene	ND	ug/L	1.0	0.10	1		05/10/16 01:51	127-18-4	
Toluene	ND	ug/L	1.0	0.17	1		05/10/16 01:51	108-88-3	
1,1,1-Trichloroethane	ND	ug/L	1.0	0.11	1		05/10/16 01:51	71-55-6	
1,1,2-Trichloroethane	ND	ug/L	1.0	0.20	1		05/10/16 01:51	79-00-5	
Trichloroethene	ND	ug/L	1.0	0.17	1		05/10/16 01:51	79-01-6	
Vinyl chloride	ND	ug/L	1.0	0.13	1		05/10/16 01:51	75-01-4	
Xylene (Total)	ND	ug/L	3.0	0.42	1		05/10/16 01:51	1330-20-7	
Surrogates									
4-Bromofluorobenzene (S)	101	%	77-130		1		05/10/16 01:51	460-00-4	
1,2-Dichloroethane-d4 (S)	92	%	81-127		1		05/10/16 01:51	17060-07-0	
Toluene-d8 (S)	95	%	80-120		1		05/10/16 01:51	2037-26-5	
Preservation pH	**1.0**		0.10	0.10	1		05/10/16 01:51		

REPORT OF LABORATORY ANALYSIS

This report shall not be reproduced, except in full,
without the written consent of Pace Analytical Services, Inc..

Pace Analytical Services, Inc.
9608 Loiret Blvd.
Lenexa, KS 66219
(913)599-5665

ANALYTICAL RESULTS

Project: FORT SMITH, AR
Pace Project No.: 60218288

Sample: MW-46R-201605 **Lab ID: 60218288010** Collected: 05/03/16 15:44 Received: 05/04/16 05:05 Matrix: Water

Parameters	Results	Units	Report Limit	MDL	DF	Prepared	Analyzed	CAS No.	Qual
Alcohol by Direct Inject GCFID	Analytical Method: EPA 8015 - Alcohol								
2-Chloroethanol	ND	ug/L	10000	1510	1		05/10/16 18:57	107-07-3	
6010 MET ICP	Analytical Method: EPA 6010 Preparation Method: EPA 3010								
Iron	**118**	ug/L	50.0	8.8	1	05/04/16 14:25	05/05/16 10:32	7439-89-6	
Manganese	**113**	ug/L	5.0	0.25	1	05/04/16 14:25	05/05/16 10:32	7439-96-5	
8260 MSV	Analytical Method: EPA 5030B/8260								
Acetone	ND	ug/L	10.0	1.9	1		05/10/16 04:44	67-64-1	
Benzene	ND	ug/L	1.0	0.060	1		05/10/16 04:44	71-43-2	
Bromodichloromethane	ND	ug/L	1.0	0.19	1		05/10/16 04:44	75-27-4	
Bromoform	**0.64J**	ug/L	1.0	0.070	1		05/10/16 04:44	75-25-2	
Bromomethane	ND	ug/L	5.0	0.16	1		05/10/16 04:44	74-83-9	
2-Butanone (MEK)	ND	ug/L	10.0	0.59	1		05/10/16 04:44	78-93-3	
Carbon disulfide	ND	ug/L	5.0	0.12	1		05/10/16 04:44	75-15-0	
Carbon tetrachloride	ND	ug/L	1.0	0.18	1		05/10/16 04:44	56-23-5	
Chlorobenzene	ND	ug/L	1.0	0.21	1		05/10/16 04:44	108-90-7	
Chloroethane	ND	ug/L	1.0	0.15	1		05/10/16 04:44	75-00-3	
Chloroform	ND	ug/L	1.0	0.14	1		05/10/16 04:44	67-66-3	
Chloromethane	ND	ug/L	1.0	0.080	1		05/10/16 04:44	74-87-3	
Dibromochloromethane	ND	ug/L	1.0	0.21	1		05/10/16 04:44	124-48-1	
1,1-Dichloroethane	ND	ug/L	1.0	0.050	1		05/10/16 04:44	75-34-3	
1,2-Dichloroethane	ND	ug/L	1.0	0.12	1		05/10/16 04:44	107-06-2	
1,1-Dichloroethene	**1.3**	ug/L	1.0	0.20	1		05/10/16 04:44	75-35-4	
cis-1,2-Dichloroethene	**12.6**	ug/L	1.0	0.080	1		05/10/16 04:44	156-59-2	
trans-1,2-Dichloroethene	**0.44J**	ug/L	1.0	0.20	1		05/10/16 04:44	156-60-5	
1,2-Dichloropropane	ND	ug/L	1.0	0.16	1		05/10/16 04:44	78-87-5	
cis-1,3-Dichloropropene	ND	ug/L	1.0	0.14	1		05/10/16 04:44	10061-01-5	
trans-1,3-Dichloropropene	ND	ug/L	1.0	0.12	1		05/10/16 04:44	10061-02-6	
Ethylbenzene	ND	ug/L	1.0	0.18	1		05/10/16 04:44	100-41-4	
2-Hexanone	ND	ug/L	10.0	1.2	1		05/10/16 04:44	591-78-6	
Methylene chloride	ND	ug/L	1.0	0.15	1		05/10/16 04:44	75-09-2	
4-Methyl-2-pentanone (MIBK)	ND	ug/L	10.0	0.42	1		05/10/16 04:44	108-10-1	
Styrene	ND	ug/L	1.0	0.12	1		05/10/16 04:44	100-42-5	
1,1,2,2-Tetrachloroethane	ND	ug/L	1.0	0.15	1		05/10/16 04:44	79-34-5	
Tetrachloroethene	**0.15J**	ug/L	1.0	0.10	1		05/10/16 04:44	127-18-4	
Toluene	ND	ug/L	1.0	0.17	1		05/10/16 04:44	108-88-3	
1,1,1-Trichloroethane	ND	ug/L	1.0	0.11	1		05/10/16 04:44	71-55-6	
1,1,2-Trichloroethane	ND	ug/L	1.0	0.20	1		05/10/16 04:44	79-00-5	
Trichloroethene	**445**	ug/L	5.0	0.85	5		05/10/16 04:58	79-01-6	
Vinyl chloride	**0.40J**	ug/L	1.0	0.13	1		05/10/16 04:44	75-01-4	
Xylene (Total)	ND	ug/L	3.0	0.42	1		05/10/16 04:44	1330-20-7	
Surrogates									
4-Bromofluorobenzene (S)	100	%	77-130		1		05/10/16 04:44	460-00-4	
1,2-Dichloroethane-d4 (S)	104	%	81-127		1		05/10/16 04:44	17060-07-0	
Toluene-d8 (S)	96	%	80-120		1		05/10/16 04:44	2037-26-5	
Preservation pH	**6.0**		0.10	0.10	1		05/10/16 04:44		

REPORT OF LABORATORY ANALYSIS

This report shall not be reproduced, except in full,
without the written consent of Pace Analytical Services, Inc..

Pace Analytical Services, Inc.
9608 Loiret Blvd.
Lenexa, KS 66219
(913)599-5665

ANALYTICAL RESULTS

Project: FORT SMITH, AR
Pace Project No.: 60218288

Sample: MW-46R-201605 **Lab ID: 60218288010** Collected: 05/03/16 15:44 Received: 05/04/16 05:05 Matrix: Water

Parameters	Results	Units	Report Limit	MDL	DF	Prepared	Analyzed	CAS No.	Qual
2320B Alkalinity	Analytical Method: SM 2320B								
Alkalinity,Bicarbonate (CaCO3)	ND	mg/L	20.0	2.0	1		05/10/16 14:33		
Alkalinity, Carbonate (CaCO3)	ND	mg/L	20.0	2.0	1		05/10/16 14:33		
Alkalinity, Total as CaCO3	ND	mg/L	20.0	2.0	1		05/10/16 14:33		
Iron, Ferric (Calculation)	Analytical Method: SM 3500-Fe B#4								
Iron, Ferric	ND	mg/L	0.20		1		05/16/16 00:00	7439-89-6	
4500H+ pH, Electrometric	Analytical Method: SM 4500-H+B								
pH at 25 Degrees C	**4.9**	Std. Units	0.10	0.10	1		05/03/19 00:00		H6
4500S2D Sulfide, Total	Analytical Method: SM 4500-S-2 D								
Sulfide, Total	ND	mg/L	0.050	0.012	1		05/05/16 14:22	18496-25-8	
300.0 IC Anions 28 Days	Analytical Method: EPA 300.0								
Chloride	**221**	mg/L	20.0	10.0	20		05/07/16 18:29	16887-00-6	
Sulfate	**0.40J**	mg/L	1.0	0.25	1		05/07/16 18:15	14808-79-8	
350.1 Ammonia	Analytical Method: EPA 350.1								
Nitrogen, Ammonia	ND	mg/L	0.10	0.046	1		05/09/16 18:08	7664-41-7	
353.2 Nitrogen, NO2/NO3 unpres	Analytical Method: EPA 353.2								
Nitrogen, Nitrate	ND	mg/L	0.10	0.012	1		05/04/16 16:33		
Nitrogen, Nitrite	ND	mg/L	0.10	0.010	1		05/04/16 16:33		
Nitrogen, NO2 plus NO3	ND	mg/L	0.10	0.012	1		05/04/16 16:33		
Total Carbon Dioxide Calc	Analytical Method: SM 4500-CO2 D								
Carbon Dioxide Calculation	ND	mg/L	20.0	20.0	1		05/17/16 11:50		
5310C TOC	Analytical Method: SM 5310C								
Total Organic Carbon	**0.29J**	mg/L	1.0	0.054	1		05/10/16 12:46	7440-44-0	B
SM4500P-E, Total Phosphorus	Analytical Method: SM 4500-P E Preparation Method: SM4500-P B								
Phosphate as P04	**0.055**	mg/L	0.030	0.010	1	05/12/16 06:21	05/12/16 11:10		

REPORT OF LABORATORY ANALYSIS

This report shall not be reproduced, except in full,
without the written consent of Pace Analytical Services, Inc..

Pace Analytical Services, Inc.
9608 Loiret Blvd.
Lenexa, KS 66219
(913)599-5665

ANALYTICAL RESULTS

Project: FORT SMITH, AR
Pace Project No.: 60218288

Sample: DUP-10-201605 **Lab ID: 60218288011** Collected: 05/03/16 15:44 Received: 05/04/16 05:05 Matrix: Water

Parameters	Results	Units	Report Limit	MDL	DF	Prepared	Analyzed	CAS No.	Qual
8260 MSV	Analytical Method: EPA 5030B/8260								
Acetone	ND	ug/L	10.0	1.9	1		05/11/16 11:49	67-64-1	
Benzene	ND	ug/L	1.0	0.060	1		05/11/16 11:49	71-43-2	
Bromodichloromethane	ND	ug/L	1.0	0.19	1		05/11/16 11:49	75-27-4	
Bromoform	ND	ug/L	1.0	0.070	1		05/11/16 11:49	75-25-2	
Bromomethane	ND	ug/L	5.0	0.16	1		05/11/16 11:49	74-83-9	
2-Butanone (MEK)	ND	ug/L	10.0	0.59	1		05/11/16 11:49	78-93-3	
Carbon disulfide	ND	ug/L	5.0	0.12	1		05/11/16 11:49	75-15-0	
Carbon tetrachloride	ND	ug/L	1.0	0.18	1		05/11/16 11:49	56-23-5	
Chlorobenzene	ND	ug/L	1.0	0.21	1		05/11/16 11:49	108-90-7	
Chloroethane	ND	ug/L	1.0	0.15	1		05/11/16 11:49	75-00-3	
Chloroform	ND	ug/L	1.0	0.14	1		05/11/16 11:49	67-66-3	
Chloromethane	ND	ug/L	1.0	0.080	1		05/11/16 11:49	74-87-3	
Dibromochloromethane	ND	ug/L	1.0	0.21	1		05/11/16 11:49	124-48-1	
1,1-Dichloroethane	ND	ug/L	1.0	0.050	1		05/11/16 11:49	75-34-3	
1,2-Dichloroethane	ND	ug/L	1.0	0.12	1		05/11/16 11:49	107-06-2	
1,1-Dichloroethene	**1.2**	ug/L	1.0	0.20	1		05/11/16 11:49	75-35-4	
cis-1,2-Dichloroethene	**11.1**	ug/L	1.0	0.080	1		05/11/16 11:49	156-59-2	
trans-1,2-Dichloroethene	**0.44J**	ug/L	1.0	0.20	1		05/11/16 11:49	156-60-5	
1,2-Dichloropropane	ND	ug/L	1.0	0.16	1		05/11/16 11:49	78-87-5	
cis-1,3-Dichloropropene	ND	ug/L	1.0	0.14	1		05/11/16 11:49	10061-01-5	
trans-1,3-Dichloropropene	ND	ug/L	1.0	0.12	1		05/11/16 11:49	10061-02-6	
Ethylbenzene	ND	ug/L	1.0	0.18	1		05/11/16 11:49	100-41-4	
2-Hexanone	ND	ug/L	10.0	1.2	1		05/11/16 11:49	591-78-6	
Methylene chloride	ND	ug/L	1.0	0.15	1		05/11/16 11:49	75-09-2	
4-Methyl-2-pentanone (MIBK)	ND	ug/L	10.0	0.42	1		05/11/16 11:49	108-10-1	
Styrene	ND	ug/L	1.0	0.12	1		05/11/16 11:49	100-42-5	
1,1,2,2-Tetrachloroethane	ND	ug/L	1.0	0.15	1		05/11/16 11:49	79-34-5	
Tetrachloroethene	ND	ug/L	1.0	0.10	1		05/11/16 11:49	127-18-4	
Toluene	ND	ug/L	1.0	0.17	1		05/11/16 11:49	108-88-3	
1,1,1-Trichloroethane	ND	ug/L	1.0	0.11	1		05/11/16 11:49	71-55-6	
1,1,2-Trichloroethane	ND	ug/L	1.0	0.20	1		05/11/16 11:49	79-00-5	
Trichloroethene	**461**	ug/L	10.0	1.7	10		05/12/16 18:05	79-01-6	
Vinyl chloride	**0.52J**	ug/L	1.0	0.13	1		05/11/16 11:49	75-01-4	
Xylene (Total)	ND	ug/L	3.0	0.42	1		05/11/16 11:49	1330-20-7	
Surrogates									
4-Bromofluorobenzene (S)	103	%	77-130		1		05/11/16 11:49	460-00-4	
1,2-Dichloroethane-d4 (S)	106	%	81-127		1		05/11/16 11:49	17060-07-0	
Toluene-d8 (S)	102	%	80-120		1		05/11/16 11:49	2037-26-5	
Preservation pH	**1.0**		0.10	0.10	1		05/11/16 11:49		

REPORT OF LABORATORY ANALYSIS

This report shall not be reproduced, except in full,
without the written consent of Pace Analytical Services, Inc..

Pace Analytical Services, Inc.
9608 Loiret Blvd.
Lenexa, KS 66219
(913)599-5665

ANALYTICAL RESULTS

Project: FORT SMITH, AR
Pace Project No.: 60218288

Sample: TB-05-201605 **Lab ID: 60218288012** Collected: 05/03/16 08:55 Received: 05/04/16 05:05 Matrix: Water

Parameters	Results	Units	Report Limit	MDL	DF	Prepared	Analyzed	CAS No.	Qual
8260 MSV	Analytical Method: EPA 5030B/8260								
Acetone	ND	ug/L	10.0	1.9	1		05/10/16 02:06	67-64-1	
Benzene	ND	ug/L	1.0	0.060	1		05/10/16 02:06	71-43-2	
Bromodichloromethane	ND	ug/L	1.0	0.19	1		05/10/16 02:06	75-27-4	
Bromoform	ND	ug/L	1.0	0.070	1		05/10/16 02:06	75-25-2	
Bromomethane	ND	ug/L	5.0	0.16	1		05/10/16 02:06	74-83-9	
2-Butanone (MEK)	ND	ug/L	10.0	0.59	1		05/10/16 02:06	78-93-3	
Carbon disulfide	ND	ug/L	5.0	0.12	1		05/10/16 02:06	75-15-0	
Carbon tetrachloride	ND	ug/L	1.0	0.18	1		05/10/16 02:06	56-23-5	
Chlorobenzene	ND	ug/L	1.0	0.21	1		05/10/16 02:06	108-90-7	
Chloroethane	ND	ug/L	1.0	0.15	1		05/10/16 02:06	75-00-3	
Chloroform	ND	ug/L	1.0	0.14	1		05/10/16 02:06	67-66-3	
Chloromethane	ND	ug/L	1.0	0.080	1		05/10/16 02:06	74-87-3	
Dibromochloromethane	ND	ug/L	1.0	0.21	1		05/10/16 02:06	124-48-1	
1,1-Dichloroethane	ND	ug/L	1.0	0.050	1		05/10/16 02:06	75-34-3	
1,2-Dichloroethane	ND	ug/L	1.0	0.12	1		05/10/16 02:06	107-06-2	
1,1-Dichloroethene	ND	ug/L	1.0	0.20	1		05/10/16 02:06	75-35-4	
cis-1,2-Dichloroethene	ND	ug/L	1.0	0.080	1		05/10/16 02:06	156-59-2	
trans-1,2-Dichloroethene	ND	ug/L	1.0	0.20	1		05/10/16 02:06	156-60-5	
1,2-Dichloropropane	ND	ug/L	1.0	0.16	1		05/10/16 02:06	78-87-5	
cis-1,3-Dichloropropene	ND	ug/L	1.0	0.14	1		05/10/16 02:06	10061-01-5	
trans-1,3-Dichloropropene	ND	ug/L	1.0	0.12	1		05/10/16 02:06	10061-02-6	
Ethylbenzene	ND	ug/L	1.0	0.18	1		05/10/16 02:06	100-41-4	
2-Hexanone	ND	ug/L	10.0	1.2	1		05/10/16 02:06	591-78-6	
Methylene chloride	ND	ug/L	1.0	0.15	1		05/10/16 02:06	75-09-2	
4-Methyl-2-pentanone (MIBK)	ND	ug/L	10.0	0.42	1		05/10/16 02:06	108-10-1	
Styrene	ND	ug/L	1.0	0.12	1		05/10/16 02:06	100-42-5	
1,1,2,2-Tetrachloroethane	ND	ug/L	1.0	0.15	1		05/10/16 02:06	79-34-5	
Tetrachloroethene	ND	ug/L	1.0	0.10	1		05/10/16 02:06	127-18-4	
Toluene	ND	ug/L	1.0	0.17	1		05/10/16 02:06	108-88-3	
1,1,1-Trichloroethane	ND	ug/L	1.0	0.11	1		05/10/16 02:06	71-55-6	
1,1,2-Trichloroethane	ND	ug/L	1.0	0.20	1		05/10/16 02:06	79-00-5	
Trichloroethene	ND	ug/L	1.0	0.17	1		05/10/16 02:06	79-01-6	
Vinyl chloride	ND	ug/L	1.0	0.13	1		05/10/16 02:06	75-01-4	
Xylene (Total)	ND	ug/L	3.0	0.42	1		05/10/16 02:06	1330-20-7	
Surrogates									
4-Bromofluorobenzene (S)	98	%	77-130		1		05/10/16 02:06	460-00-4	
1,2-Dichloroethane-d4 (S)	95	%	81-127		1		05/10/16 02:06	17060-07-0	
Toluene-d8 (S)	97	%	80-120		1		05/10/16 02:06	2037-26-5	
Preservation pH	**1.0**		0.10	0.10	1		05/10/16 02:06		

REPORT OF LABORATORY ANALYSIS

This report shall not be reproduced, except in full,
without the written consent of Pace Analytical Services, Inc..

Pace Analytical Services, Inc.
9608 Loiret Blvd.
Lenexa, KS 66219
(913)599-5665

ANALYTICAL RESULTS

Project: FORT SMITH, AR
Pace Project No.: 60218288

Sample: EB-04-201605 **Lab ID: 60218288013** Collected: 05/03/16 17:15 Received: 05/04/16 05:05 Matrix: Water

Parameters	Results	Units	Report Limit	MDL	DF	Prepared	Analyzed	CAS No.	Qual
8260 MSV	Analytical Method: EPA 5030B/8260								
Acetone	ND	ug/L	10.0	1.9	1		05/10/16 02:34	67-64-1	
Benzene	ND	ug/L	1.0	0.060	1		05/10/16 02:34	71-43-2	
Bromodichloromethane	ND	ug/L	1.0	0.19	1		05/10/16 02:34	75-27-4	
Bromoform	ND	ug/L	1.0	0.070	1		05/10/16 02:34	75-25-2	
Bromomethane	ND	ug/L	5.0	0.16	1		05/10/16 02:34	74-83-9	
2-Butanone (MEK)	ND	ug/L	10.0	0.59	1		05/10/16 02:34	78-93-3	
Carbon disulfide	ND	ug/L	5.0	0.12	1		05/10/16 02:34	75-15-0	
Carbon tetrachloride	ND	ug/L	1.0	0.18	1		05/10/16 02:34	56-23-5	
Chlorobenzene	ND	ug/L	1.0	0.21	1		05/10/16 02:34	108-90-7	
Chloroethane	ND	ug/L	1.0	0.15	1		05/10/16 02:34	75-00-3	
Chloroform	ND	ug/L	1.0	0.14	1		05/10/16 02:34	67-66-3	
Chloromethane	ND	ug/L	1.0	0.080	1		05/10/16 02:34	74-87-3	
Dibromochloromethane	ND	ug/L	1.0	0.21	1		05/10/16 02:34	124-48-1	
1,1-Dichloroethane	ND	ug/L	1.0	0.050	1		05/10/16 02:34	75-34-3	
1,2-Dichloroethane	ND	ug/L	1.0	0.12	1		05/10/16 02:34	107-06-2	
1,1-Dichloroethene	ND	ug/L	1.0	0.20	1		05/10/16 02:34	75-35-4	
cis-1,2-Dichloroethene	ND	ug/L	1.0	0.080	1		05/10/16 02:34	156-59-2	
trans-1,2-Dichloroethene	ND	ug/L	1.0	0.20	1		05/10/16 02:34	156-60-5	
1,2-Dichloropropane	ND	ug/L	1.0	0.16	1		05/10/16 02:34	78-87-5	
cis-1,3-Dichloropropene	ND	ug/L	1.0	0.14	1		05/10/16 02:34	10061-01-5	
trans-1,3-Dichloropropene	ND	ug/L	1.0	0.12	1		05/10/16 02:34	10061-02-6	
Ethylbenzene	ND	ug/L	1.0	0.18	1		05/10/16 02:34	100-41-4	
2-Hexanone	ND	ug/L	10.0	1.2	1		05/10/16 02:34	591-78-6	
Methylene chloride	ND	ug/L	1.0	0.15	1		05/10/16 02:34	75-09-2	
4-Methyl-2-pentanone (MIBK)	ND	ug/L	10.0	0.42	1		05/10/16 02:34	108-10-1	
Styrene	ND	ug/L	1.0	0.12	1		05/10/16 02:34	100-42-5	
1,1,2,2-Tetrachloroethane	ND	ug/L	1.0	0.15	1		05/10/16 02:34	79-34-5	
Tetrachloroethene	ND	ug/L	1.0	0.10	1		05/10/16 02:34	127-18-4	
Toluene	ND	ug/L	1.0	0.17	1		05/10/16 02:34	108-88-3	
1,1,1-Trichloroethane	ND	ug/L	1.0	0.11	1		05/10/16 02:34	71-55-6	
1,1,2-Trichloroethane	ND	ug/L	1.0	0.20	1		05/10/16 02:34	79-00-5	
Trichloroethene	ND	ug/L	1.0	0.17	1		05/10/16 02:34	79-01-6	
Vinyl chloride	ND	ug/L	1.0	0.13	1		05/10/16 02:34	75-01-4	
Xylene (Total)	ND	ug/L	3.0	0.42	1		05/10/16 02:34	1330-20-7	
Surrogates									
4-Bromofluorobenzene (S)	100	%	77-130		1		05/10/16 02:34	460-00-4	
1,2-Dichloroethane-d4 (S)	95	%	81-127		1		05/10/16 02:34	17060-07-0	
Toluene-d8 (S)	97	%	80-120		1		05/10/16 02:34	2037-26-5	
Preservation pH	**1.0**		0.10	0.10	1		05/10/16 02:34		

REPORT OF LABORATORY ANALYSIS

This report shall not be reproduced, except in full,
without the written consent of Pace Analytical Services, Inc..

Pace Analytical Services, Inc.
9608 Loiret Blvd.
Lenexa, KS 66219
(913)599-5665

ANALYTICAL RESULTS

Project: FORT SMITH, AR
Pace Project No.: 60218288

Sample: EB-03-201605 **Lab ID: 60218288014** Collected: 05/03/16 17:00 Received: 05/04/16 05:05 Matrix: Water

Parameters	Results	Units	Report Limit	MDL	DF	Prepared	Analyzed	CAS No.	Qual
8260 MSV	Analytical Method: EPA 5030B/8260								
Acetone	ND	ug/L	10.0	1.9	1		05/10/16 02:49	67-64-1	
Benzene	ND	ug/L	1.0	0.060	1		05/10/16 02:49	71-43-2	
Bromodichloromethane	ND	ug/L	1.0	0.19	1		05/10/16 02:49	75-27-4	
Bromoform	ND	ug/L	1.0	0.070	1		05/10/16 02:49	75-25-2	
Bromomethane	ND	ug/L	5.0	0.16	1		05/10/16 02:49	74-83-9	
2-Butanone (MEK)	ND	ug/L	10.0	0.59	1		05/10/16 02:49	78-93-3	
Carbon disulfide	ND	ug/L	5.0	0.12	1		05/10/16 02:49	75-15-0	
Carbon tetrachloride	ND	ug/L	1.0	0.18	1		05/10/16 02:49	56-23-5	
Chlorobenzene	ND	ug/L	1.0	0.21	1		05/10/16 02:49	108-90-7	
Chloroethane	ND	ug/L	1.0	0.15	1		05/10/16 02:49	75-00-3	
Chloroform	ND	ug/L	1.0	0.14	1		05/10/16 02:49	67-66-3	
Chloromethane	ND	ug/L	1.0	0.080	1		05/10/16 02:49	74-87-3	
Dibromochloromethane	ND	ug/L	1.0	0.21	1		05/10/16 02:49	124-48-1	
1,1-Dichloroethane	ND	ug/L	1.0	0.050	1		05/10/16 02:49	75-34-3	
1,2-Dichloroethane	ND	ug/L	1.0	0.12	1		05/10/16 02:49	107-06-2	
1,1-Dichloroethene	ND	ug/L	1.0	0.20	1		05/10/16 02:49	75-35-4	
cis-1,2-Dichloroethene	ND	ug/L	1.0	0.080	1		05/10/16 02:49	156-59-2	
trans-1,2-Dichloroethene	ND	ug/L	1.0	0.20	1		05/10/16 02:49	156-60-5	
1,2-Dichloropropane	ND	ug/L	1.0	0.16	1		05/10/16 02:49	78-87-5	
cis-1,3-Dichloropropene	ND	ug/L	1.0	0.14	1		05/10/16 02:49	10061-01-5	
trans-1,3-Dichloropropene	ND	ug/L	1.0	0.12	1		05/10/16 02:49	10061-02-6	
Ethylbenzene	ND	ug/L	1.0	0.18	1		05/10/16 02:49	100-41-4	
2-Hexanone	ND	ug/L	10.0	1.2	1		05/10/16 02:49	591-78-6	
Methylene chloride	ND	ug/L	1.0	0.15	1		05/10/16 02:49	75-09-2	
4-Methyl-2-pentanone (MIBK)	ND	ug/L	10.0	0.42	1		05/10/16 02:49	108-10-1	
Styrene	ND	ug/L	1.0	0.12	1		05/10/16 02:49	100-42-5	
1,1,2,2-Tetrachloroethane	ND	ug/L	1.0	0.15	1		05/10/16 02:49	79-34-5	
Tetrachloroethene	ND	ug/L	1.0	0.10	1		05/10/16 02:49	127-18-4	
Toluene	ND	ug/L	1.0	0.17	1		05/10/16 02:49	108-88-3	
1,1,1-Trichloroethane	ND	ug/L	1.0	0.11	1		05/10/16 02:49	71-55-6	
1,1,2-Trichloroethane	ND	ug/L	1.0	0.20	1		05/10/16 02:49	79-00-5	
Trichloroethene	ND	ug/L	1.0	0.17	1		05/10/16 02:49	79-01-6	
Vinyl chloride	ND	ug/L	1.0	0.13	1		05/10/16 02:49	75-01-4	
Xylene (Total)	ND	ug/L	3.0	0.42	1		05/10/16 02:49	1330-20-7	
Surrogates									
4-Bromofluorobenzene (S)	100	%	77-130		1		05/10/16 02:49	460-00-4	
1,2-Dichloroethane-d4 (S)	96	%	81-127		1		05/10/16 02:49	17060-07-0	
Toluene-d8 (S)	100	%	80-120		1		05/10/16 02:49	2037-26-5	
Preservation pH	**1.0**		0.10	0.10	1		05/10/16 02:49		

REPORT OF LABORATORY ANALYSIS

This report shall not be reproduced, except in full,
without the written consent of Pace Analytical Services, Inc..

Pace Analytical Services, Inc.
9608 Loiret Blvd.
Lenexa, KS 66219
(913)599-5665

ANALYTICAL RESULTS

Project: FORT SMITH, AR
Pace Project No.: 60218288

Sample: MW-56R-201605 **Lab ID: 60218288015** Collected: 05/03/16 16:20 Received: 05/04/16 05:05 Matrix: Water

Parameters	Results	Units	Report Limit	MDL	DF	Prepared	Analyzed	CAS No.	Qual
Alcohol by Direct Inject GCFID	Analytical Method: EPA 8015 - Alcohol								
2-Chloroethanol	ND	ug/L	10000	1510	1		05/10/16 19:08	107-07-3	
6010 MET ICP	Analytical Method: EPA 6010 Preparation Method: EPA 3010								
Iron	**1270**	ug/L	50.0	8.8	1	05/04/16 14:25	05/05/16 10:34	7439-89-6	
Manganese	**4010**	ug/L	5.0	0.25	1	05/04/16 14:25	05/05/16 10:34	7439-96-5	
8260 MSV	Analytical Method: EPA 5030B/8260								
Acetone	ND	ug/L	10.0	1.9	1		05/10/16 05:13	67-64-1	
Benzene	**0.17J**	ug/L	1.0	0.060	1		05/10/16 05:13	71-43-2	
Bromodichloromethane	ND	ug/L	1.0	0.19	1		05/10/16 05:13	75-27-4	
Bromoform	ND	ug/L	1.0	0.070	1		05/10/16 05:13	75-25-2	
Bromomethane	ND	ug/L	5.0	0.16	1		05/10/16 05:13	74-83-9	
2-Butanone (MEK)	ND	ug/L	10.0	0.59	1		05/10/16 05:13	78-93-3	
Carbon disulfide	ND	ug/L	5.0	0.12	1		05/10/16 05:13	75-15-0	
Carbon tetrachloride	ND	ug/L	1.0	0.18	1		05/10/16 05:13	56-23-5	
Chlorobenzene	ND	ug/L	1.0	0.21	1		05/10/16 05:13	108-90-7	
Chloroethane	ND	ug/L	1.0	0.15	1		05/10/16 05:13	75-00-3	
Chloroform	**0.22J**	ug/L	1.0	0.14	1		05/10/16 05:13	67-66-3	
Chloromethane	ND	ug/L	1.0	0.080	1		05/10/16 05:13	74-87-3	
Dibromochloromethane	ND	ug/L	1.0	0.21	1		05/10/16 05:13	124-48-1	
1,1-Dichloroethane	ND	ug/L	1.0	0.050	1		05/10/16 05:13	75-34-3	
1,2-Dichloroethane	ND	ug/L	1.0	0.12	1		05/10/16 05:13	107-06-2	
1,1-Dichloroethene	**2.3**	ug/L	1.0	0.20	1		05/10/16 05:13	75-35-4	
cis-1,2-Dichloroethene	**19.7**	ug/L	1.0	0.080	1		05/10/16 05:13	156-59-2	
trans-1,2-Dichloroethene	**0.29J**	ug/L	1.0	0.20	1		05/10/16 05:13	156-60-5	
1,2-Dichloropropane	ND	ug/L	1.0	0.16	1		05/10/16 05:13	78-87-5	
cis-1,3-Dichloropropene	ND	ug/L	1.0	0.14	1		05/10/16 05:13	10061-01-5	
trans-1,3-Dichloropropene	ND	ug/L	1.0	0.12	1		05/10/16 05:13	10061-02-6	
Ethylbenzene	ND	ug/L	1.0	0.18	1		05/10/16 05:13	100-41-4	
2-Hexanone	ND	ug/L	10.0	1.2	1		05/10/16 05:13	591-78-6	
Methylene chloride	ND	ug/L	1.0	0.15	1		05/10/16 05:13	75-09-2	
4-Methyl-2-pentanone (MIBK)	ND	ug/L	10.0	0.42	1		05/10/16 05:13	108-10-1	
Styrene	ND	ug/L	1.0	0.12	1		05/10/16 05:13	100-42-5	
1,1,2,2-Tetrachloroethane	ND	ug/L	1.0	0.15	1		05/10/16 05:13	79-34-5	
Tetrachloroethene	ND	ug/L	1.0	0.10	1		05/10/16 05:13	127-18-4	
Toluene	ND	ug/L	1.0	0.17	1		05/10/16 05:13	108-88-3	
1,1,1-Trichloroethane	ND	ug/L	1.0	0.11	1		05/10/16 05:13	71-55-6	
1,1,2-Trichloroethane	ND	ug/L	1.0	0.20	1		05/10/16 05:13	79-00-5	
Trichloroethene	**734**	ug/L	5.0	0.85	5		05/10/16 05:27	79-01-6	
Vinyl chloride	**0.52J**	ug/L	1.0	0.13	1		05/10/16 05:13	75-01-4	
Xylene (Total)	ND	ug/L	3.0	0.42	1		05/10/16 05:13	1330-20-7	
Surrogates									
4-Bromofluorobenzene (S)	98	%	77-130		1		05/10/16 05:13	460-00-4	
1,2-Dichloroethane-d4 (S)	96	%	81-127		1		05/10/16 05:13	17060-07-0	
Toluene-d8 (S)	98	%	80-120		1		05/10/16 05:13	2037-26-5	
Preservation pH	**1.0**		0.10	0.10	1		05/10/16 05:13		

REPORT OF LABORATORY ANALYSIS

This report shall not be reproduced, except in full,
without the written consent of Pace Analytical Services, Inc..

Pace Analytical Services, Inc.
9608 Loiret Blvd.
Lenexa, KS 66219
(913)599-5665

ANALYTICAL RESULTS

Project: FORT SMITH, AR
Pace Project No.: 60218288

Sample: MW-56R-201605 **Lab ID: 60218288015** Collected: 05/03/16 16:20 Received: 05/04/16 05:05 Matrix: Water

Parameters	Results	Units	Report Limit	MDL	DF	Prepared	Analyzed	CAS No.	Qual
2320B Alkalinity	Analytical Method: SM 2320B								
Alkalinity,Bicarbonate (CaCO3)	**83.9**	mg/L	20.0	2.0	1		05/10/16 14:37		
Alkalinity, Carbonate (CaCO3)	ND	mg/L	20.0	2.0	1		05/10/16 14:37		
Alkalinity, Total as CaCO3	**83.9**	mg/L	20.0	2.0	1		05/10/16 14:37		
Iron, Ferric (Calculation)	Analytical Method: SM 3500-Fe B#4								
Iron, Ferric	**0.43**	mg/L	0.20		1		05/16/16 00:00	7439-89-6	
4500H+ pH, Electrometric	Analytical Method: SM 4500-H+B								
pH at 25 Degrees C	**5.8**	Std. Units	0.10	0.10	1		05/03/19 00:00		H6
4500S2D Sulfide, Total	Analytical Method: SM 4500-S-2 D								
Sulfide, Total	ND	mg/L	0.050	0.012	1		05/06/16 17:34	18496-25-8	
300.0 IC Anions 28 Days	Analytical Method: EPA 300.0								
Chloride	**167**	mg/L	20.0	10.0	20		05/07/16 18:57	16887-00-6	
Sulfate	**8.0**	mg/L	1.0	0.25	1		05/07/16 18:43	14808-79-8	
350.1 Ammonia	Analytical Method: EPA 350.1								
Nitrogen, Ammonia	**0.30**	mg/L	0.10	0.046	1		05/09/16 18:10	7664-41-7	
353.2 Nitrogen, NO2/NO3 unpres	Analytical Method: EPA 353.2								
Nitrogen, Nitrate	ND	mg/L	0.10	0.012	1		05/04/16 16:35		
Nitrogen, Nitrite	ND	mg/L	0.10	0.010	1		05/04/16 16:35		
Nitrogen, NO2 plus NO3	ND	mg/L	0.10	0.012	1		05/04/16 16:35		
Total Carbon Dioxide Calc	Analytical Method: SM 4500-CO2 D								
Carbon Dioxide Calculation	**359**	mg/L	20.0	20.0	1		05/17/16 11:50		
5310C TOC	Analytical Method: SM 5310C								
Total Organic Carbon	**0.88J**	mg/L	1.0	0.054	1		05/10/16 12:58	7440-44-0	B
SM4500P-E, Total Phosphorus	Analytical Method: SM 4500-P E Preparation Method: SM4500-P B								
Phosphate as P04	**0.11**	mg/L	0.030	0.010	1	05/12/16 06:21	05/12/16 11:11		

REPORT OF LABORATORY ANALYSIS

This report shall not be reproduced, except in full,
without the written consent of Pace Analytical Services, Inc..

Pace Analytical Services, Inc.
9608 Loiret Blvd.
Lenexa, KS 66219
(913)599-5665

ANALYTICAL RESULTS

Project: FORT SMITH, AR
Pace Project No.: 60218288

Sample: TB-06-201605 **Lab ID: 60218288016** Collected: 05/03/16 08:55 Received: 05/04/16 05:05 Matrix: Water

Parameters	Results	Units	Report Limit	MDL	DF	Prepared	Analyzed	CAS No.	Qual
8260 MSV	Analytical Method: EPA 5030B/8260								
Acetone	ND	ug/L	10.0	1.9	1		05/10/16 02:20	67-64-1	
Benzene	ND	ug/L	1.0	0.060	1		05/10/16 02:20	71-43-2	
Bromodichloromethane	ND	ug/L	1.0	0.19	1		05/10/16 02:20	75-27-4	
Bromoform	ND	ug/L	1.0	0.070	1		05/10/16 02:20	75-25-2	
Bromomethane	ND	ug/L	5.0	0.16	1		05/10/16 02:20	74-83-9	
2-Butanone (MEK)	ND	ug/L	10.0	0.59	1		05/10/16 02:20	78-93-3	
Carbon disulfide	ND	ug/L	5.0	0.12	1		05/10/16 02:20	75-15-0	
Carbon tetrachloride	ND	ug/L	1.0	0.18	1		05/10/16 02:20	56-23-5	
Chlorobenzene	ND	ug/L	1.0	0.21	1		05/10/16 02:20	108-90-7	
Chloroethane	ND	ug/L	1.0	0.15	1		05/10/16 02:20	75-00-3	
Chloroform	ND	ug/L	1.0	0.14	1		05/10/16 02:20	67-66-3	
Chloromethane	ND	ug/L	1.0	0.080	1		05/10/16 02:20	74-87-3	
Dibromochloromethane	ND	ug/L	1.0	0.21	1		05/10/16 02:20	124-48-1	
1,1-Dichloroethane	ND	ug/L	1.0	0.050	1		05/10/16 02:20	75-34-3	
1,2-Dichloroethane	ND	ug/L	1.0	0.12	1		05/10/16 02:20	107-06-2	
1,1-Dichloroethene	ND	ug/L	1.0	0.20	1		05/10/16 02:20	75-35-4	
cis-1,2-Dichloroethene	ND	ug/L	1.0	0.080	1		05/10/16 02:20	156-59-2	
trans-1,2-Dichloroethene	ND	ug/L	1.0	0.20	1		05/10/16 02:20	156-60-5	
1,2-Dichloropropane	ND	ug/L	1.0	0.16	1		05/10/16 02:20	78-87-5	
cis-1,3-Dichloropropene	ND	ug/L	1.0	0.14	1		05/10/16 02:20	10061-01-5	
trans-1,3-Dichloropropene	ND	ug/L	1.0	0.12	1		05/10/16 02:20	10061-02-6	
Ethylbenzene	ND	ug/L	1.0	0.18	1		05/10/16 02:20	100-41-4	
2-Hexanone	ND	ug/L	10.0	1.2	1		05/10/16 02:20	591-78-6	
Methylene chloride	ND	ug/L	1.0	0.15	1		05/10/16 02:20	75-09-2	
4-Methyl-2-pentanone (MIBK)	ND	ug/L	10.0	0.42	1		05/10/16 02:20	108-10-1	
Styrene	ND	ug/L	1.0	0.12	1		05/10/16 02:20	100-42-5	
1,1,2,2-Tetrachloroethane	ND	ug/L	1.0	0.15	1		05/10/16 02:20	79-34-5	
Tetrachloroethene	ND	ug/L	1.0	0.10	1		05/10/16 02:20	127-18-4	
Toluene	ND	ug/L	1.0	0.17	1		05/10/16 02:20	108-88-3	
1,1,1-Trichloroethane	ND	ug/L	1.0	0.11	1		05/10/16 02:20	71-55-6	
1,1,2-Trichloroethane	ND	ug/L	1.0	0.20	1		05/10/16 02:20	79-00-5	
Trichloroethene	ND	ug/L	1.0	0.17	1		05/10/16 02:20	79-01-6	
Vinyl chloride	ND	ug/L	1.0	0.13	1		05/10/16 02:20	75-01-4	
Xylene (Total)	ND	ug/L	3.0	0.42	1		05/10/16 02:20	1330-20-7	
Surrogates									
4-Bromofluorobenzene (S)	97	%	77-130		1		05/10/16 02:20	460-00-4	
1,2-Dichloroethane-d4 (S)	94	%	81-127		1		05/10/16 02:20	17060-07-0	
Toluene-d8 (S)	96	%	80-120		1		05/10/16 02:20	2037-26-5	
Preservation pH	**1.0**		0.10	0.10	1		05/10/16 02:20		

REPORT OF LABORATORY ANALYSIS

This report shall not be reproduced, except in full,
without the written consent of Pace Analytical Services, Inc..

Pace Analytical Services, Inc.
9608 Loiret Blvd.
Lenexa, KS 66219
(913)599-5665

ANALYTICAL RESULTS

Project: FORT SMITH, AR
Pace Project No.: 60218288

Sample: MW-65-201605 **Lab ID: 60218288017** Collected: 05/03/16 16:50 Received: 05/04/16 05:05 Matrix: Water

Parameters	Results	Units	Report Limit	MDL	DF	Prepared	Analyzed	CAS No.	Qual
Alcohol by Direct Inject GCFID	Analytical Method: EPA 8015 - Alcohol								
2-Chloroethanol	ND	ug/L	10000	1510	1		05/10/16 19:20	107-07-3	
6010 MET ICP	Analytical Method: EPA 6010 Preparation Method: EPA 3010								
Iron	**278**	ug/L	50.0	8.8	1	05/04/16 14:25	05/05/16 10:37	7439-89-6	
Manganese	**57.6**	ug/L	5.0	0.25	1	05/04/16 14:25	05/05/16 10:37	7439-96-5	
8260 MSV	Analytical Method: EPA 5030B/8260								
Acetone	**33.0**	ug/L	10.0	1.9	1		05/10/16 03:17	67-64-1	
Benzene	**0.22J**	ug/L	1.0	0.060	1		05/10/16 03:17	71-43-2	
Bromodichloromethane	ND	ug/L	1.0	0.19	1		05/10/16 03:17	75-27-4	
Bromoform	ND	ug/L	1.0	0.070	1		05/10/16 03:17	75-25-2	
Bromomethane	ND	ug/L	5.0	0.16	1		05/10/16 03:17	74-83-9	
2-Butanone (MEK)	ND	ug/L	10.0	0.59	1		05/10/16 03:17	78-93-3	
Carbon disulfide	ND	ug/L	5.0	0.12	1		05/10/16 03:17	75-15-0	
Carbon tetrachloride	ND	ug/L	1.0	0.18	1		05/10/16 03:17	56-23-5	
Chlorobenzene	ND	ug/L	1.0	0.21	1		05/10/16 03:17	108-90-7	
Chloroethane	ND	ug/L	1.0	0.15	1		05/10/16 03:17	75-00-3	
Chloroform	ND	ug/L	1.0	0.14	1		05/10/16 03:17	67-66-3	
Chloromethane	**1.5**	ug/L	1.0	0.080	1		05/10/16 03:17	74-87-3	
Dibromochloromethane	ND	ug/L	1.0	0.21	1		05/10/16 03:17	124-48-1	
1,1-Dichloroethane	ND	ug/L	1.0	0.050	1		05/10/16 03:17	75-34-3	
1,2-Dichloroethane	ND	ug/L	1.0	0.12	1		05/10/16 03:17	107-06-2	
1,1-Dichloroethene	ND	ug/L	1.0	0.20	1		05/10/16 03:17	75-35-4	
cis-1,2-Dichloroethene	**0.35J**	ug/L	1.0	0.080	1		05/10/16 03:17	156-59-2	
trans-1,2-Dichloroethene	ND	ug/L	1.0	0.20	1		05/10/16 03:17	156-60-5	
1,2-Dichloropropane	ND	ug/L	1.0	0.16	1		05/10/16 03:17	78-87-5	
cis-1,3-Dichloropropene	ND	ug/L	1.0	0.14	1		05/10/16 03:17	10061-01-5	
trans-1,3-Dichloropropene	ND	ug/L	1.0	0.12	1		05/10/16 03:17	10061-02-6	
Ethylbenzene	ND	ug/L	1.0	0.18	1		05/10/16 03:17	100-41-4	
2-Hexanone	ND	ug/L	10.0	1.2	1		05/10/16 03:17	591-78-6	
Methylene chloride	ND	ug/L	1.0	0.15	1		05/10/16 03:17	75-09-2	
4-Methyl-2-pentanone (MIBK)	ND	ug/L	10.0	0.42	1		05/10/16 03:17	108-10-1	
Styrene	ND	ug/L	1.0	0.12	1		05/10/16 03:17	100-42-5	
1,1,2,2-Tetrachloroethane	ND	ug/L	1.0	0.15	1		05/10/16 03:17	79-34-5	
Tetrachloroethene	ND	ug/L	1.0	0.10	1		05/10/16 03:17	127-18-4	
Toluene	ND	ug/L	1.0	0.17	1		05/10/16 03:17	108-88-3	
1,1,1-Trichloroethane	ND	ug/L	1.0	0.11	1		05/10/16 03:17	71-55-6	
1,1,2-Trichloroethane	ND	ug/L	1.0	0.20	1		05/10/16 03:17	79-00-5	
Trichloroethene	**21.5**	ug/L	1.0	0.17	1		05/10/16 03:17	79-01-6	
Vinyl chloride	ND	ug/L	1.0	0.13	1		05/10/16 03:17	75-01-4	
Xylene (Total)	ND	ug/L	3.0	0.42	1		05/10/16 03:17	1330-20-7	
Surrogates									
4-Bromofluorobenzene (S)	97	%	77-130		1		05/10/16 03:17	460-00-4	
1,2-Dichloroethane-d4 (S)	100	%	81-127		1		05/10/16 03:17	17060-07-0	
Toluene-d8 (S)	97	%	80-120		1		05/10/16 03:17	2037-26-5	
Preservation pH	**7.0**		0.10	0.10	1		05/10/16 03:17		

REPORT OF LABORATORY ANALYSIS

This report shall not be reproduced, except in full,
without the written consent of Pace Analytical Services, Inc..

Pace Analytical Services, Inc.
9608 Loiret Blvd.
Lenexa, KS 66219
(913)599-5665

ANALYTICAL RESULTS

Project: FORT SMITH, AR
Pace Project No.: 60218288

Sample: MW-65-201605 **Lab ID: 60218288017** Collected: 05/03/16 16:50 Received: 05/04/16 05:05 Matrix: Water

Parameters	Results	Units	Report Limit	MDL	DF	Prepared	Analyzed	CAS No.	Qual
2320B Alkalinity	Analytical Method: SM 2320B								
Alkalinity,Bicarbonate (CaCO3)	ND	mg/L	40.0	4.0	2		05/10/16 15:38		
Alkalinity, Carbonate (CaCO3)	**755**	mg/L	40.0	4.0	2		05/10/16 15:38		
Alkalinity, Total as CaCO3	**1090**	mg/L	40.0	4.0	2		05/10/16 15:38		
Iron, Ferric (Calculation)	Analytical Method: SM 3500-Fe B#4								
Iron, Ferric	**0.28**	mg/L	0.20		1		05/16/16 00:00	7439-89-6	
4500H+ pH, Electrometric	Analytical Method: SM 4500-H+B								
pH at 25 Degrees C	**12.2**	Std. Units	0.10	0.10	1		05/03/19 00:00		H6
4500S2D Sulfide, Total	Analytical Method: SM 4500-S-2 D								
Sulfide, Total	ND	mg/L	0.050	0.012	1		05/06/16 17:34	18496-25-8	
300.0 IC Anions 28 Days	Analytical Method: EPA 300.0								
Chloride	**329**	mg/L	50.0	25.0	50		05/07/16 19:11	16887-00-6	
Sulfate	**2880**	mg/L	500	124	500		05/07/16 19:25	14808-79-8	
350.1 Ammonia	Analytical Method: EPA 350.1								
Nitrogen, Ammonia	**1.8**	mg/L	0.10	0.046	1		05/09/16 18:11	7664-41-7	
353.2 Nitrogen, NO2/NO3 unpres	Analytical Method: EPA 353.2								
Nitrogen, Nitrate	**2.3**	mg/L	0.10	0.012	1		05/04/16 16:37		
Nitrogen, Nitrite	**0.018J**	mg/L	0.10	0.010	1		05/04/16 16:37		
Nitrogen, NO2 plus NO3	**2.4**	mg/L	0.10	0.012	1		05/04/16 16:37		
Total Carbon Dioxide Calc	Analytical Method: SM 4500-CO2 D								
Carbon Dioxide Calculation	**332**	mg/L	20.0	20.0	1		05/17/16 11:50		
5310C TOC	Analytical Method: SM 5310C								
Total Organic Carbon	**8.3**	mg/L	1.0	0.054	1		05/10/16 13:11	7440-44-0	
SM4500P-E, Total Phosphorus	Analytical Method: SM 4500-P E Preparation Method: SM4500-P B								
Phosphate as P04	**2.3**	mg/L	0.030	0.010	1	05/12/16 06:21	05/12/16 11:11		

REPORT OF LABORATORY ANALYSIS

This report shall not be reproduced, except in full,
without the written consent of Pace Analytical Services, Inc..

Pace Analytical Services, Inc.
9608 Loiret Blvd.
Lenexa, KS 66219
(913)599-5665

ANALYTICAL RESULTS

Project: FORT SMITH, AR
Pace Project No.: 60218288

Sample: IW-72-201605 **Lab ID: 60218288018** Collected: 05/03/16 14:20 Received: 05/04/16 05:05 Matrix: Water

Parameters	Results	Units	Report Limit	MDL	DF	Prepared	Analyzed	CAS No.	Qual
Alcohol by Direct Inject GCFID	Analytical Method: EPA 8015 - Alcohol								
2-Chloroethanol	ND	ug/L	10000	1510	1		05/10/16 19:31	107-07-3	
6010 MET ICP	Analytical Method: EPA 6010 Preparation Method: EPA 3010								
Iron	**460**	ug/L	50.0	8.8	1	05/04/16 14:25	05/05/16 10:39	7439-89-6	
Manganese	**1770**	ug/L	5.0	0.25	1	05/04/16 14:25	05/05/16 10:39	7439-96-5	
8260 MSV	Analytical Method: EPA 5030B/8260								
Acetone	ND	ug/L	10.0	1.9	1		05/10/16 03:32	67-64-1	
Benzene	**0.10J**	ug/L	1.0	0.060	1		05/10/16 03:32	71-43-2	
Bromodichloromethane	ND	ug/L	1.0	0.19	1		05/10/16 03:32	75-27-4	
Bromoform	**2.9**	ug/L	1.0	0.070	1		05/10/16 03:32	75-25-2	
Bromomethane	ND	ug/L	5.0	0.16	1		05/10/16 03:32	74-83-9	
2-Butanone (MEK)	ND	ug/L	10.0	0.59	1		05/10/16 03:32	78-93-3	
Carbon disulfide	ND	ug/L	5.0	0.12	1		05/10/16 03:32	75-15-0	
Carbon tetrachloride	ND	ug/L	1.0	0.18	1		05/10/16 03:32	56-23-5	
Chlorobenzene	ND	ug/L	1.0	0.21	1		05/10/16 03:32	108-90-7	
Chloroethane	ND	ug/L	1.0	0.15	1		05/10/16 03:32	75-00-3	
Chloroform	**0.17J**	ug/L	1.0	0.14	1		05/10/16 03:32	67-66-3	
Chloromethane	ND	ug/L	1.0	0.080	1		05/10/16 03:32	74-87-3	
Dibromochloromethane	ND	ug/L	1.0	0.21	1		05/10/16 03:32	124-48-1	
1,1-Dichloroethane	ND	ug/L	1.0	0.050	1		05/10/16 03:32	75-34-3	
1,2-Dichloroethane	ND	ug/L	1.0	0.12	1		05/10/16 03:32	107-06-2	
1,1-Dichloroethene	ND	ug/L	1.0	0.20	1		05/10/16 03:32	75-35-4	
cis-1,2-Dichloroethene	ND	ug/L	1.0	0.080	1		05/10/16 03:32	156-59-2	
trans-1,2-Dichloroethene	ND	ug/L	1.0	0.20	1		05/10/16 03:32	156-60-5	
1,2-Dichloropropane	ND	ug/L	1.0	0.16	1		05/10/16 03:32	78-87-5	
cis-1,3-Dichloropropene	ND	ug/L	1.0	0.14	1		05/10/16 03:32	10061-01-5	
trans-1,3-Dichloropropene	ND	ug/L	1.0	0.12	1		05/10/16 03:32	10061-02-6	
Ethylbenzene	ND	ug/L	1.0	0.18	1		05/10/16 03:32	100-41-4	
2-Hexanone	ND	ug/L	10.0	1.2	1		05/10/16 03:32	591-78-6	
Methylene chloride	ND	ug/L	1.0	0.15	1		05/10/16 03:32	75-09-2	
4-Methyl-2-pentanone (MIBK)	ND	ug/L	10.0	0.42	1		05/10/16 03:32	108-10-1	
Styrene	ND	ug/L	1.0	0.12	1		05/10/16 03:32	100-42-5	
1,1,2,2-Tetrachloroethane	ND	ug/L	1.0	0.15	1		05/10/16 03:32	79-34-5	
Tetrachloroethene	ND	ug/L	1.0	0.10	1		05/10/16 03:32	127-18-4	
Toluene	ND	ug/L	1.0	0.17	1		05/10/16 03:32	108-88-3	
1,1,1-Trichloroethane	ND	ug/L	1.0	0.11	1		05/10/16 03:32	71-55-6	
1,1,2-Trichloroethane	ND	ug/L	1.0	0.20	1		05/10/16 03:32	79-00-5	
Trichloroethene	**1.8**	ug/L	1.0	0.17	1		05/10/16 03:32	79-01-6	
Vinyl chloride	ND	ug/L	1.0	0.13	1		05/10/16 03:32	75-01-4	
Xylene (Total)	ND	ug/L	3.0	0.42	1		05/10/16 03:32	1330-20-7	
Surrogates									
4-Bromofluorobenzene (S)	100	%	77-130		1		05/10/16 03:32	460-00-4	
1,2-Dichloroethane-d4 (S)	96	%	81-127		1		05/10/16 03:32	17060-07-0	
Toluene-d8 (S)	91	%	80-120		1		05/10/16 03:32	2037-26-5	
Preservation pH	**1.0**		0.10	0.10	1		05/10/16 03:32		

REPORT OF LABORATORY ANALYSIS

This report shall not be reproduced, except in full,
without the written consent of Pace Analytical Services, Inc..

Pace Analytical Services, Inc.
9608 Loiret Blvd.
Lenexa, KS 66219
(913)599-5665

ANALYTICAL RESULTS

Project: FORT SMITH, AR
Pace Project No.: 60218288

Sample: IW-72-201605 **Lab ID: 60218288018** Collected: 05/03/16 14:20 Received: 05/04/16 05:05 Matrix: Water

Parameters	Results	Units	Report Limit	MDL	DF	Prepared	Analyzed	CAS No.	Qual
2320B Alkalinity	Analytical Method: SM 2320B								
Alkalinity,Bicarbonate (CaCO3)	**96.8**	mg/L	20.0	2.0	1		05/10/16 14:50		
Alkalinity, Carbonate (CaCO3)	ND	mg/L	20.0	2.0	1		05/10/16 14:50		
Alkalinity, Total as CaCO3	**96.8**	mg/L	20.0	2.0	1		05/10/16 14:50		
Iron, Ferric (Calculation)	Analytical Method: SM 3500-Fe B#4								
Iron, Ferric	**0.45**	mg/L	0.20		1		05/16/16 00:00	7439-89-6	
4500H+ pH, Electrometric	Analytical Method: SM 4500-H+B								
pH at 25 Degrees C	**6.2**	Std. Units	0.10	0.10	1		05/03/19 00:00		H6
4500S2D Sulfide, Total	Analytical Method: SM 4500-S-2 D								
Sulfide, Total	ND	mg/L	0.050	0.012	1		05/06/16 17:35	18496-25-8	
300.0 IC Anions 28 Days	Analytical Method: EPA 300.0								
Chloride	**200**	mg/L	20.0	10.0	20		05/07/16 19:53	16887-00-6	
Sulfate	**7.2**	mg/L	1.0	0.25	1		05/07/16 19:39	14808-79-8	
350.1 Ammonia	Analytical Method: EPA 350.1								
Nitrogen, Ammonia	**0.050J**	mg/L	0.10	0.046	1		05/09/16 18:13	7664-41-7	
353.2 Nitrogen, NO2/NO3 unpres	Analytical Method: EPA 353.2								
Nitrogen, Nitrate	**1.2**	mg/L	0.10	0.012	1		05/04/16 16:44		
Nitrogen, Nitrite	ND	mg/L	0.10	0.010	1		05/04/16 16:44		
Nitrogen, NO2 plus NO3	**1.2**	mg/L	0.10	0.012	1		05/04/16 16:44		
Total Carbon Dioxide Calc	Analytical Method: SM 4500-CO2 D								
Carbon Dioxide Calculation	**216**	mg/L	20.0	20.0	1		05/17/16 11:50		
5310C TOC	Analytical Method: SM 5310C								
Total Organic Carbon	**0.53J**	mg/L	1.0	0.054	1		05/10/16 13:23	7440-44-0	B
SM4500P-E, Total Phosphorus	Analytical Method: SM 4500-P E Preparation Method: SM4500-P B								
Phosphate as P04	**0.30**	mg/L	0.030	0.010	1	05/12/16 06:21	05/12/16 11:11		

REPORT OF LABORATORY ANALYSIS

This report shall not be reproduced, except in full,
without the written consent of Pace Analytical Services, Inc..

Pace Analytical Services, Inc.
9608 Loiret Blvd.
Lenexa, KS 66219
(913)599-5665

ANALYTICAL RESULTS

Project: FORT SMITH, AR
Pace Project No.: 60218288

Sample: MW-35R-201605 **Lab ID: 60218288019** Collected: 05/03/16 15:05 Received: 05/04/16 05:05 Matrix: Water

Parameters	Results	Units	Report Limit	MDL	DF	Prepared	Analyzed	CAS No.	Qual
Alcohol by Direct Inject GCFID	Analytical Method: EPA 8015 - Alcohol								
2-Chloroethanol	ND	ug/L	10000	1510	1		05/10/16 19:42	107-07-3	
6010 MET ICP	Analytical Method: EPA 6010 Preparation Method: EPA 3010								
Iron	**86.0**	ug/L	50.0	8.8	1	05/04/16 14:25	05/05/16 10:41	7439-89-6	
Manganese	**119**	ug/L	5.0	0.25	1	05/04/16 14:25	05/05/16 10:41	7439-96-5	
8260 MSV	Analytical Method: EPA 5030B/8260								
Acetone	**35.5**	ug/L	10.0	1.9	1		05/10/16 03:46	67-64-1	
Benzene	ND	ug/L	1.0	0.060	1		05/10/16 03:46	71-43-2	
Bromodichloromethane	ND	ug/L	1.0	0.19	1		05/10/16 03:46	75-27-4	
Bromoform	**1.3**	ug/L	1.0	0.070	1		05/10/16 03:46	75-25-2	
Bromomethane	**10.6**	ug/L	5.0	0.16	1		05/10/16 03:46	74-83-9	
2-Butanone (MEK)	ND	ug/L	10.0	0.59	1		05/10/16 03:46	78-93-3	
Carbon disulfide	**0.12J**	ug/L	5.0	0.12	1		05/10/16 03:46	75-15-0	
Carbon tetrachloride	ND	ug/L	1.0	0.18	1		05/10/16 03:46	56-23-5	
Chlorobenzene	ND	ug/L	1.0	0.21	1		05/10/16 03:46	108-90-7	
Chloroethane	ND	ug/L	1.0	0.15	1		05/10/16 03:46	75-00-3	
Chloroform	**0.16J**	ug/L	1.0	0.14	1		05/10/16 03:46	67-66-3	
Chloromethane	**28.8**	ug/L	1.0	0.080	1		05/10/16 03:46	74-87-3	
Dibromochloromethane	ND	ug/L	1.0	0.21	1		05/10/16 03:46	124-48-1	
1,1-Dichloroethane	ND	ug/L	1.0	0.050	1		05/10/16 03:46	75-34-3	
1,2-Dichloroethane	ND	ug/L	1.0	0.12	1		05/10/16 03:46	107-06-2	
1,1-Dichloroethene	ND	ug/L	1.0	0.20	1		05/10/16 03:46	75-35-4	
cis-1,2-Dichloroethene	**0.49J**	ug/L	1.0	0.080	1		05/10/16 03:46	156-59-2	
trans-1,2-Dichloroethene	ND	ug/L	1.0	0.20	1		05/10/16 03:46	156-60-5	
1,2-Dichloropropane	ND	ug/L	1.0	0.16	1		05/10/16 03:46	78-87-5	
cis-1,3-Dichloropropene	ND	ug/L	1.0	0.14	1		05/10/16 03:46	10061-01-5	
trans-1,3-Dichloropropene	ND	ug/L	1.0	0.12	1		05/10/16 03:46	10061-02-6	
Ethylbenzene	ND	ug/L	1.0	0.18	1		05/10/16 03:46	100-41-4	
2-Hexanone	ND	ug/L	10.0	1.2	1		05/10/16 03:46	591-78-6	
Methylene chloride	ND	ug/L	1.0	0.15	1		05/10/16 03:46	75-09-2	
4-Methyl-2-pentanone (MIBK)	ND	ug/L	10.0	0.42	1		05/10/16 03:46	108-10-1	
Styrene	ND	ug/L	1.0	0.12	1		05/10/16 03:46	100-42-5	
1,1,2,2-Tetrachloroethane	**0.20J**	ug/L	1.0	0.15	1		05/10/16 03:46	79-34-5	
Tetrachloroethene	ND	ug/L	1.0	0.10	1		05/10/16 03:46	127-18-4	
Toluene	ND	ug/L	1.0	0.17	1		05/10/16 03:46	108-88-3	
1,1,1-Trichloroethane	ND	ug/L	1.0	0.11	1		05/10/16 03:46	71-55-6	
1,1,2-Trichloroethane	ND	ug/L	1.0	0.20	1		05/10/16 03:46	79-00-5	
Trichloroethene	**19.3**	ug/L	1.0	0.17	1		05/10/16 03:46	79-01-6	
Vinyl chloride	ND	ug/L	1.0	0.13	1		05/10/16 03:46	75-01-4	
Xylene (Total)	ND	ug/L	3.0	0.42	1		05/10/16 03:46	1330-20-7	
Surrogates									
4-Bromofluorobenzene (S)	99	%	77-130		1		05/10/16 03:46	460-00-4	
1,2-Dichloroethane-d4 (S)	95	%	81-127		1		05/10/16 03:46	17060-07-0	
Toluene-d8 (S)	99	%	80-120		1		05/10/16 03:46	2037-26-5	
Preservation pH	**3.0**		0.10	0.10	1		05/10/16 03:46		

REPORT OF LABORATORY ANALYSIS

This report shall not be reproduced, except in full,
without the written consent of Pace Analytical Services, Inc..

Pace Analytical Services, Inc.
9608 Loiret Blvd.
Lenexa, KS 66219
(913)599-5665

ANALYTICAL RESULTS

Project: FORT SMITH, AR
Pace Project No.: 60218288

Sample: MW-35R-201605 **Lab ID: 60218288019** Collected: 05/03/16 15:05 Received: 05/04/16 05:05 Matrix: Water

Parameters	Results	Units	Report Limit	MDL	DF	Prepared	Analyzed	CAS No.	Qual
2320B Alkalinity	Analytical Method: SM 2320B								
Alkalinity,Bicarbonate (CaCO3)	**65.2**	mg/L	20.0	2.0	1		05/10/16 14:53		
Alkalinity, Carbonate (CaCO3)	ND	mg/L	20.0	2.0	1		05/10/16 14:53		
Alkalinity, Total as CaCO3	**65.2**	mg/L	20.0	2.0	1		05/10/16 14:53		
Iron, Ferric (Calculation)	Analytical Method: SM 3500-Fe B#4								
Iron, Ferric	ND	mg/L	0.20		1		05/16/16 00:00	7439-89-6	
4500H+ pH, Electrometric	Analytical Method: SM 4500-H+B								
pH at 25 Degrees C	**5.1**	Std. Units	0.10	0.10	1		05/03/19 00:00		H6
4500S2D Sulfide, Total	Analytical Method: SM 4500-S-2 D								
Sulfide, Total	ND	mg/L	0.050	0.012	1		05/06/16 17:35	18496-25-8	
300.0 IC Anions 28 Days	Analytical Method: EPA 300.0								
Chloride	**94.5**	mg/L	20.0	10.0	20		05/08/16 17:15	16887-00-6	
Sulfate	**6380**	mg/L	500	124	500		05/08/16 18:00	14808-79-8	
350.1 Ammonia	Analytical Method: EPA 350.1								
Nitrogen, Ammonia	**0.70**	mg/L	0.10	0.046	1		05/09/16 18:14	7664-41-7	
353.2 Nitrogen, NO2/NO3 unpres	Analytical Method: EPA 353.2								
Nitrogen, Nitrate	**3.3**	mg/L	0.10	0.012	1		05/04/16 16:31		
Nitrogen, Nitrite	ND	mg/L	0.10	0.010	1		05/04/16 16:31		
Nitrogen, NO2 plus NO3	**3.3**	mg/L	0.10	0.012	1		05/04/16 16:31		
Total Carbon Dioxide Calc	Analytical Method: SM 4500-CO2 D								
Carbon Dioxide Calculation	**1020**	mg/L	20.0	20.0	1		05/17/16 11:50		
5310C TOC	Analytical Method: SM 5310C								
Total Organic Carbon	**0.91J**	mg/L	1.0	0.054	1		05/10/16 16:08	7440-44-0	B
SM4500P-E, Total Phosphorus	Analytical Method: SM 4500-P E Preparation Method: SM4500-P B								
Phosphate as P04	**1.5**	mg/L	0.030	0.010	1	05/12/16 06:21	05/12/16 11:11		

REPORT OF LABORATORY ANALYSIS

This report shall not be reproduced, except in full,
without the written consent of Pace Analytical Services, Inc..

Pace Analytical Services, Inc.
9608 Loiret Blvd.
Lenexa, KS 66219
(913)599-5665

ANALYTICAL RESULTS

Project: FORT SMITH, AR
Pace Project No.: 60218288

Sample: MW-41R-201605 **Lab ID: 60218288020** Collected: 05/03/16 16:05 Received: 05/04/16 05:05 Matrix: Water

Parameters	Results	Units	Report Limit	MDL	DF	Prepared	Analyzed	CAS No.	Qual
Alcohol by Direct Inject GCFID	Analytical Method: EPA 8015 - Alcohol								
2-Chloroethanol	ND	ug/L	10000	1510	1		05/10/16 19:53	107-07-3	
6010 MET ICP	Analytical Method: EPA 6010 Preparation Method: EPA 3010								
Iron	**15500**	ug/L	50.0	8.8	1	05/04/16 14:25	05/05/16 10:44	7439-89-6	
Manganese	**6320**	ug/L	5.0	0.25	1	05/04/16 14:25	05/05/16 10:44	7439-96-5	
8260 MSV	Analytical Method: EPA 5030B/8260								
Acetone	ND	ug/L	10.0	1.9	1		05/10/16 04:00	67-64-1	
Benzene	ND	ug/L	1.0	0.060	1		05/10/16 04:00	71-43-2	
Bromodichloromethane	ND	ug/L	1.0	0.19	1		05/10/16 04:00	75-27-4	
Bromoform	ND	ug/L	1.0	0.070	1		05/10/16 04:00	75-25-2	
Bromomethane	ND	ug/L	5.0	0.16	1		05/10/16 04:00	74-83-9	
2-Butanone (MEK)	ND	ug/L	10.0	0.59	1		05/10/16 04:00	78-93-3	
Carbon disulfide	ND	ug/L	5.0	0.12	1		05/10/16 04:00	75-15-0	
Carbon tetrachloride	ND	ug/L	1.0	0.18	1		05/10/16 04:00	56-23-5	
Chlorobenzene	ND	ug/L	1.0	0.21	1		05/10/16 04:00	108-90-7	
Chloroethane	ND	ug/L	1.0	0.15	1		05/10/16 04:00	75-00-3	
Chloroform	ND	ug/L	1.0	0.14	1		05/10/16 04:00	67-66-3	
Chloromethane	ND	ug/L	1.0	0.080	1		05/10/16 04:00	74-87-3	
Dibromochloromethane	ND	ug/L	1.0	0.21	1		05/10/16 04:00	124-48-1	
1,1-Dichloroethane	ND	ug/L	1.0	0.050	1		05/10/16 04:00	75-34-3	
1,2-Dichloroethane	ND	ug/L	1.0	0.12	1		05/10/16 04:00	107-06-2	
1,1-Dichloroethene	**0.35J**	ug/L	1.0	0.20	1		05/10/16 04:00	75-35-4	
cis-1,2-Dichloroethene	**17.3**	ug/L	1.0	0.080	1		05/10/16 04:00	156-59-2	
trans-1,2-Dichloroethene	**0.69J**	ug/L	1.0	0.20	1		05/10/16 04:00	156-60-5	
1,2-Dichloropropane	ND	ug/L	1.0	0.16	1		05/10/16 04:00	78-87-5	
cis-1,3-Dichloropropene	ND	ug/L	1.0	0.14	1		05/10/16 04:00	10061-01-5	
trans-1,3-Dichloropropene	ND	ug/L	1.0	0.12	1		05/10/16 04:00	10061-02-6	
Ethylbenzene	ND	ug/L	1.0	0.18	1		05/10/16 04:00	100-41-4	
2-Hexanone	ND	ug/L	10.0	1.2	1		05/10/16 04:00	591-78-6	
Methylene chloride	ND	ug/L	1.0	0.15	1		05/10/16 04:00	75-09-2	
4-Methyl-2-pentanone (MIBK)	ND	ug/L	10.0	0.42	1		05/10/16 04:00	108-10-1	
Styrene	ND	ug/L	1.0	0.12	1		05/10/16 04:00	100-42-5	
1,1,2,2-Tetrachloroethane	ND	ug/L	1.0	0.15	1		05/10/16 04:00	79-34-5	
Tetrachloroethene	ND	ug/L	1.0	0.10	1		05/10/16 04:00	127-18-4	
Toluene	ND	ug/L	1.0	0.17	1		05/10/16 04:00	108-88-3	
1,1,1-Trichloroethane	ND	ug/L	1.0	0.11	1		05/10/16 04:00	71-55-6	
1,1,2-Trichloroethane	ND	ug/L	1.0	0.20	1		05/10/16 04:00	79-00-5	
Trichloroethene	**87.8**	ug/L	1.0	0.17	1		05/10/16 04:00	79-01-6	
Vinyl chloride	**0.18J**	ug/L	1.0	0.13	1		05/10/16 04:00	75-01-4	
Xylene (Total)	ND	ug/L	3.0	0.42	1		05/10/16 04:00	1330-20-7	
Surrogates									
4-Bromofluorobenzene (S)	100	%	77-130		1		05/10/16 04:00	460-00-4	
1,2-Dichloroethane-d4 (S)	95	%	81-127		1		05/10/16 04:00	17060-07-0	
Toluene-d8 (S)	94	%	80-120		1		05/10/16 04:00	2037-26-5	
Preservation pH	**1.0**		0.10	0.10	1		05/10/16 04:00		

REPORT OF LABORATORY ANALYSIS

This report shall not be reproduced, except in full,
without the written consent of Pace Analytical Services, Inc..

Pace Analytical Services, Inc.
9608 Loiret Blvd.
Lenexa, KS 66219
(913)599-5665

ANALYTICAL RESULTS

Project: FORT SMITH, AR
Pace Project No.: 60218288

Sample: MW-41R-201605 **Lab ID: 60218288020** Collected: 05/03/16 16:05 Received: 05/04/16 05:05 Matrix: Water

Parameters	Results	Units	Report Limit	MDL	DF	Prepared	Analyzed	CAS No.	Qual
2320B Alkalinity	Analytical Method: SM 2320B								
Alkalinity,Bicarbonate (CaCO3)	**55.0**	mg/L	20.0	2.0	1		05/10/16 14:56		
Alkalinity, Carbonate (CaCO3)	ND	mg/L	20.0	2.0	1		05/10/16 14:56		
Alkalinity, Total as CaCO3	**55.0**	mg/L	20.0	2.0	1		05/10/16 14:56		
Iron, Ferric (Calculation)	Analytical Method: SM 3500-Fe B#4								
Iron, Ferric	**12.2**	mg/L	0.20		1		05/17/12 00:00	7439-89-6	
4500H+ pH, Electrometric	Analytical Method: SM 4500-H+B								
pH at 25 Degrees C	**5.7**	Std. Units	0.10	0.10	1		05/03/19 00:00		H6
4500S2D Sulfide, Total	Analytical Method: SM 4500-S-2 D								
Sulfide, Total	ND	mg/L	0.050	0.012	1		05/06/16 17:35	18496-25-8	
300.0 IC Anions 28 Days	Analytical Method: EPA 300.0								
Chloride	**287**	mg/L	20.0	10.0	20		05/07/16 21:16	16887-00-6	
Sulfate	**3.1**	mg/L	1.0	0.25	1		05/07/16 21:02	14808-79-8	
350.1 Ammonia	Analytical Method: EPA 350.1								
Nitrogen, Ammonia	ND	mg/L	0.10	0.046	1		05/09/16 18:16	7664-41-7	
353.2 Nitrogen, NO2/NO3 unpres	Analytical Method: EPA 353.2								
Nitrogen, Nitrate	**0.025J**	mg/L	0.10	0.012	1		05/04/16 16:34		
Nitrogen, Nitrite	ND	mg/L	0.10	0.010	1		05/04/16 16:34		
Nitrogen, NO2 plus NO3	**0.025J**	mg/L	0.10	0.012	1		05/04/16 16:34		
Total Carbon Dioxide Calc	Analytical Method: SM 4500-CO2 D								
Carbon Dioxide Calculation	**284**	mg/L	20.0	20.0	1		05/17/16 11:50		
5310C TOC	Analytical Method: SM 5310C								
Total Organic Carbon	**0.34J**	mg/L	1.0	0.054	1		05/10/16 13:36	7440-44-0	B
SM4500P-E, Total Phosphorus	Analytical Method: SM 4500-P E Preparation Method: SM4500-P B								
Phosphate as P04	**0.11**	mg/L	0.030	0.010	1	05/12/16 06:21	05/12/16 11:11		

REPORT OF LABORATORY ANALYSIS

This report shall not be reproduced, except in full,
without the written consent of Pace Analytical Services, Inc..

Pace Analytical Services, Inc.
9608 Loiret Blvd.
Lenexa, KS 66219
(913)599-5665

ANALYTICAL RESULTS

Project: FORT SMITH, AR
Pace Project No.: 60218288

Sample: DUP-03-201605 **Lab ID: 60218288021** Collected: 05/03/16 16:05 Received: 05/04/16 05:05 Matrix: Water

Parameters	Results	Units	Report Limit	MDL	DF	Prepared	Analyzed	CAS No.	Qual
8260 MSV	Analytical Method: EPA 5030B/8260								
Acetone	ND	ug/L	10.0	1.9	1		05/11/16 12:04	67-64-1	
Benzene	ND	ug/L	1.0	0.060	1		05/11/16 12:04	71-43-2	
Bromodichloromethane	ND	ug/L	1.0	0.19	1		05/11/16 12:04	75-27-4	
Bromoform	ND	ug/L	1.0	0.070	1		05/11/16 12:04	75-25-2	
Bromomethane	ND	ug/L	5.0	0.16	1		05/11/16 12:04	74-83-9	
2-Butanone (MEK)	ND	ug/L	10.0	0.59	1		05/11/16 12:04	78-93-3	
Carbon disulfide	ND	ug/L	5.0	0.12	1		05/11/16 12:04	75-15-0	
Carbon tetrachloride	ND	ug/L	1.0	0.18	1		05/11/16 12:04	56-23-5	
Chlorobenzene	ND	ug/L	1.0	0.21	1		05/11/16 12:04	108-90-7	
Chloroethane	ND	ug/L	1.0	0.15	1		05/11/16 12:04	75-00-3	
Chloroform	ND	ug/L	1.0	0.14	1		05/11/16 12:04	67-66-3	
Chloromethane	ND	ug/L	1.0	0.080	1		05/11/16 12:04	74-87-3	
Dibromochloromethane	ND	ug/L	1.0	0.21	1		05/11/16 12:04	124-48-1	
1,1-Dichloroethane	ND	ug/L	1.0	0.050	1		05/11/16 12:04	75-34-3	
1,2-Dichloroethane	ND	ug/L	1.0	0.12	1		05/11/16 12:04	107-06-2	
1,1-Dichloroethene	**0.39J**	ug/L	1.0	0.20	1		05/11/16 12:04	75-35-4	
cis-1,2-Dichloroethene	**17.5**	ug/L	1.0	0.080	1		05/11/16 12:04	156-59-2	
trans-1,2-Dichloroethene	ND	ug/L	1.0	0.20	1		05/11/16 12:04	156-60-5	
1,2-Dichloropropane	ND	ug/L	1.0	0.16	1		05/11/16 12:04	78-87-5	
cis-1,3-Dichloropropene	ND	ug/L	1.0	0.14	1		05/11/16 12:04	10061-01-5	
trans-1,3-Dichloropropene	ND	ug/L	1.0	0.12	1		05/11/16 12:04	10061-02-6	
Ethylbenzene	ND	ug/L	1.0	0.18	1		05/11/16 12:04	100-41-4	
2-Hexanone	ND	ug/L	10.0	1.2	1		05/11/16 12:04	591-78-6	
Methylene chloride	ND	ug/L	1.0	0.15	1		05/11/16 12:04	75-09-2	
4-Methyl-2-pentanone (MIBK)	ND	ug/L	10.0	0.42	1		05/11/16 12:04	108-10-1	
Styrene	ND	ug/L	1.0	0.12	1		05/11/16 12:04	100-42-5	
1,1,2,2-Tetrachloroethane	ND	ug/L	1.0	0.15	1		05/11/16 12:04	79-34-5	
Tetrachloroethene	ND	ug/L	1.0	0.10	1		05/11/16 12:04	127-18-4	
Toluene	ND	ug/L	1.0	0.17	1		05/11/16 12:04	108-88-3	
1,1,1-Trichloroethane	ND	ug/L	1.0	0.11	1		05/11/16 12:04	71-55-6	
1,1,2-Trichloroethane	ND	ug/L	1.0	0.20	1		05/11/16 12:04	79-00-5	
Trichloroethene	**82.9**	ug/L	1.0	0.17	1		05/11/16 12:04	79-01-6	
Vinyl chloride	**0.20J**	ug/L	1.0	0.13	1		05/11/16 12:04	75-01-4	
Xylene (Total)	ND	ug/L	3.0	0.42	1		05/11/16 12:04	1330-20-7	
Surrogates									
4-Bromofluorobenzene (S)	100	%	77-130		1		05/11/16 12:04	460-00-4	
1,2-Dichloroethane-d4 (S)	101	%	81-127		1		05/11/16 12:04	17060-07-0	
Toluene-d8 (S)	104	%	80-120		1		05/11/16 12:04	2037-26-5	
Preservation pH	**1.0**		0.10	0.10	1		05/11/16 12:04		

REPORT OF LABORATORY ANALYSIS

This report shall not be reproduced, except in full,
without the written consent of Pace Analytical Services, Inc..

Pace Analytical Services, Inc.
9608 Loiret Blvd.
Lenexa, KS 66219
(913)599-5665

ANALYTICAL RESULTS

Project: FORT SMITH, AR
Pace Project No.: 60218288

Sample: MW-34R-201605 **Lab ID: 60218288022** Collected: 05/03/16 11:45 Received: 05/04/16 05:05 Matrix: Water

Parameters	Results	Units	Report Limit	MDL	DF	Prepared	Analyzed	CAS No.	Qual
Alcohol by Direct Inject GCFID	Analytical Method: EPA 8015 - Alcohol								
2-Chloroethanol	ND	ug/L	10000	1510	1		05/10/16 20:05	107-07-3	
6010 MET ICP	Analytical Method: EPA 6010 Preparation Method: EPA 3010								
Iron	**5550**	ug/L	50.0	8.8	1	05/04/16 14:25	05/05/16 10:46	7439-89-6	
Manganese	**4870**	ug/L	5.0	0.25	1	05/04/16 14:25	05/05/16 10:46	7439-96-5	
8260 MSV	Analytical Method: EPA 5030B/8260								
Acetone	**6.6J**	ug/L	10.0	1.9	1		05/10/16 04:15	67-64-1	
Benzene	ND	ug/L	1.0	0.060	1		05/10/16 04:15	71-43-2	
Bromodichloromethane	ND	ug/L	1.0	0.19	1		05/10/16 04:15	75-27-4	
Bromoform	ND	ug/L	1.0	0.070	1		05/10/16 04:15	75-25-2	
Bromomethane	ND	ug/L	5.0	0.16	1		05/10/16 04:15	74-83-9	
2-Butanone (MEK)	ND	ug/L	10.0	0.59	1		05/10/16 04:15	78-93-3	
Carbon disulfide	**0.54J**	ug/L	5.0	0.12	1		05/10/16 04:15	75-15-0	
Carbon tetrachloride	ND	ug/L	1.0	0.18	1		05/10/16 04:15	56-23-5	
Chlorobenzene	ND	ug/L	1.0	0.21	1		05/10/16 04:15	108-90-7	
Chloroethane	ND	ug/L	1.0	0.15	1		05/10/16 04:15	75-00-3	
Chloroform	ND	ug/L	1.0	0.14	1		05/10/16 04:15	67-66-3	
Chloromethane	ND	ug/L	1.0	0.080	1		05/10/16 04:15	74-87-3	
Dibromochloromethane	ND	ug/L	1.0	0.21	1		05/10/16 04:15	124-48-1	
1,1-Dichloroethane	ND	ug/L	1.0	0.050	1		05/10/16 04:15	75-34-3	
1,2-Dichloroethane	ND	ug/L	1.0	0.12	1		05/10/16 04:15	107-06-2	
1,1-Dichloroethene	ND	ug/L	1.0	0.20	1		05/10/16 04:15	75-35-4	
cis-1,2-Dichloroethene	**0.56J**	ug/L	1.0	0.080	1		05/10/16 04:15	156-59-2	
trans-1,2-Dichloroethene	ND	ug/L	1.0	0.20	1		05/10/16 04:15	156-60-5	
1,2-Dichloropropane	ND	ug/L	1.0	0.16	1		05/10/16 04:15	78-87-5	
cis-1,3-Dichloropropene	ND	ug/L	1.0	0.14	1		05/10/16 04:15	10061-01-5	
trans-1,3-Dichloropropene	ND	ug/L	1.0	0.12	1		05/10/16 04:15	10061-02-6	
Ethylbenzene	ND	ug/L	1.0	0.18	1		05/10/16 04:15	100-41-4	
2-Hexanone	ND	ug/L	10.0	1.2	1		05/10/16 04:15	591-78-6	
Methylene chloride	ND	ug/L	1.0	0.15	1		05/10/16 04:15	75-09-2	
4-Methyl-2-pentanone (MIBK)	ND	ug/L	10.0	0.42	1		05/10/16 04:15	108-10-1	
Styrene	ND	ug/L	1.0	0.12	1		05/10/16 04:15	100-42-5	
1,1,2,2-Tetrachloroethane	ND	ug/L	1.0	0.15	1		05/10/16 04:15	79-34-5	
Tetrachloroethene	ND	ug/L	1.0	0.10	1		05/10/16 04:15	127-18-4	
Toluene	ND	ug/L	1.0	0.17	1		05/10/16 04:15	108-88-3	
1,1,1-Trichloroethane	ND	ug/L	1.0	0.11	1		05/10/16 04:15	71-55-6	
1,1,2-Trichloroethane	ND	ug/L	1.0	0.20	1		05/10/16 04:15	79-00-5	
Trichloroethene	**2.5**	ug/L	1.0	0.17	1		05/10/16 04:15	79-01-6	
Vinyl chloride	ND	ug/L	1.0	0.13	1		05/10/16 04:15	75-01-4	
Xylene (Total)	ND	ug/L	3.0	0.42	1		05/10/16 04:15	1330-20-7	
Surrogates									
4-Bromofluorobenzene (S)	98	%	77-130		1		05/10/16 04:15	460-00-4	
1,2-Dichloroethane-d4 (S)	104	%	81-127		1		05/10/16 04:15	17060-07-0	
Toluene-d8 (S)	97	%	80-120		1		05/10/16 04:15	2037-26-5	
Preservation pH	**1.0**		0.10	0.10	1		05/10/16 04:15		

REPORT OF LABORATORY ANALYSIS

This report shall not be reproduced, except in full,
without the written consent of Pace Analytical Services, Inc..

Pace Analytical Services, Inc.
9608 Loiret Blvd.
Lenexa, KS 66219
(913)599-5665

ANALYTICAL RESULTS

Project: FORT SMITH, AR
Pace Project No.: 60218288

Sample: MW-34R-201605 **Lab ID: 60218288022** Collected: 05/03/16 11:45 Received: 05/04/16 05:05 Matrix: Water

Parameters	Results	Units	Report Limit	MDL	DF	Prepared	Analyzed	CAS No.	Qual
2320B Alkalinity	Analytical Method: SM 2320B								
Alkalinity,Bicarbonate (CaCO3)	ND	mg/L	20.0	2.0	1		05/10/16 15:08		
Alkalinity, Carbonate (CaCO3)	ND	mg/L	20.0	2.0	1		05/10/16 15:08		
Alkalinity, Total as CaCO3	ND	mg/L	20.0	2.0	1		05/10/16 15:08		
Iron, Ferric (Calculation)	Analytical Method: SM 3500-Fe B#4								
Iron, Ferric	**2.2**	mg/L	0.20		1		05/17/12 00:00	7439-89-6	
4500H+ pH, Electrometric	Analytical Method: SM 4500-H+B								
pH at 25 Degrees C	**5.2**	Std. Units	0.10	0.10	1		05/03/19 00:00		H6
4500S2D Sulfide, Total	Analytical Method: SM 4500-S-2 D								
Sulfide, Total	ND	mg/L	0.050	0.012	1		05/06/16 17:36	18496-25-8	
300.0 IC Anions 28 Days	Analytical Method: EPA 300.0								
Chloride	**184**	mg/L	10.0	5.0	10		05/07/16 21:30	16887-00-6	
Sulfate	**121**	mg/L	10.0	2.5	10		05/07/16 21:30	14808-79-8	
350.1 Ammonia	Analytical Method: EPA 350.1								
Nitrogen, Ammonia	ND	mg/L	0.10	0.046	1		05/09/16 18:20	7664-41-7	
353.2 Nitrogen, NO2/NO3 unpres	Analytical Method: EPA 353.2								
Nitrogen, Nitrate	**0.019J**	mg/L	0.10	0.012	1		05/04/16 16:20		
Nitrogen, Nitrite	ND	mg/L	0.10	0.010	1		05/04/16 16:20		
Nitrogen, NO2 plus NO3	**0.019J**	mg/L	0.10	0.012	1		05/04/16 16:20		
Total Carbon Dioxide Calc	Analytical Method: SM 4500-CO2 D								
Carbon Dioxide Calculation	ND	mg/L	20.0	20.0	1		05/17/16 11:50		
5310C TOC	Analytical Method: SM 5310C								
Total Organic Carbon	**0.42J**	mg/L	1.0	0.054	1		05/10/16 13:49	7440-44-0	B
SM4500P-E, Total Phosphorus	Analytical Method: SM 4500-P E Preparation Method: SM4500-P B								
Phosphate as P04	**0.17**	mg/L	0.030	0.010	1	05/12/16 06:21	05/12/16 11:12		

REPORT OF LABORATORY ANALYSIS

This report shall not be reproduced, except in full,
without the written consent of Pace Analytical Services, Inc..

Pace Analytical Services, Inc.
9608 Loiret Blvd.
Lenexa, KS 66219
(913)599-5665

ANALYTICAL RESULTS

Project: FORT SMITH, AR
Pace Project No.: 60218288

Sample: MW-188-201605 **Lab ID: 60218288023** Collected: 05/03/16 17:25 Received: 05/04/16 05:05 Matrix: Water

Parameters	Results	Units	Report Limit	MDL	DF	Prepared	Analyzed	CAS No.	Qual
Alcohol by Direct Inject GCFID	Analytical Method: EPA 8015 - Alcohol								
2-Chloroethanol	ND	ug/L	10000	1510	1		05/10/16 20:16	107-07-3	
6010 MET ICP	Analytical Method: EPA 6010 Preparation Method: EPA 3010								
Iron	**1610**	ug/L	50.0	8.8	1	05/04/16 14:25	05/05/16 10:53	7439-89-6	
Manganese	**85.6**	ug/L	5.0	0.25	1	05/04/16 14:25	05/05/16 10:53	7439-96-5	
8260 MSV	Analytical Method: EPA 5030B/8260								
Acetone	ND	ug/L	10.0	1.9	1		05/11/16 11:35	67-64-1	
Benzene	ND	ug/L	1.0	0.060	1		05/11/16 11:35	71-43-2	
Bromodichloromethane	ND	ug/L	1.0	0.19	1		05/11/16 11:35	75-27-4	
Bromoform	ND	ug/L	1.0	0.070	1		05/11/16 11:35	75-25-2	
Bromomethane	ND	ug/L	5.0	0.16	1		05/11/16 11:35	74-83-9	
2-Butanone (MEK)	ND	ug/L	10.0	0.59	1		05/11/16 11:35	78-93-3	
Carbon disulfide	**0.13J**	ug/L	5.0	0.12	1		05/11/16 11:35	75-15-0	
Carbon tetrachloride	ND	ug/L	1.0	0.18	1		05/11/16 11:35	56-23-5	
Chlorobenzene	ND	ug/L	1.0	0.21	1		05/11/16 11:35	108-90-7	
Chloroethane	ND	ug/L	1.0	0.15	1		05/11/16 11:35	75-00-3	
Chloroform	ND	ug/L	1.0	0.14	1		05/11/16 11:35	67-66-3	
Chloromethane	ND	ug/L	1.0	0.080	1		05/11/16 11:35	74-87-3	
Dibromochloromethane	ND	ug/L	1.0	0.21	1		05/11/16 11:35	124-48-1	
1,1-Dichloroethane	ND	ug/L	1.0	0.050	1		05/11/16 11:35	75-34-3	
1,2-Dichloroethane	ND	ug/L	1.0	0.12	1		05/11/16 11:35	107-06-2	
1,1-Dichloroethene	ND	ug/L	1.0	0.20	1		05/11/16 11:35	75-35-4	
cis-1,2-Dichloroethene	ND	ug/L	1.0	0.080	1		05/11/16 11:35	156-59-2	
trans-1,2-Dichloroethene	ND	ug/L	1.0	0.20	1		05/11/16 11:35	156-60-5	
1,2-Dichloropropane	ND	ug/L	1.0	0.16	1		05/11/16 11:35	78-87-5	
cis-1,3-Dichloropropene	ND	ug/L	1.0	0.14	1		05/11/16 11:35	10061-01-5	
trans-1,3-Dichloropropene	ND	ug/L	1.0	0.12	1		05/11/16 11:35	10061-02-6	
Ethylbenzene	ND	ug/L	1.0	0.18	1		05/11/16 11:35	100-41-4	
2-Hexanone	ND	ug/L	10.0	1.2	1		05/11/16 11:35	591-78-6	
Methylene chloride	ND	ug/L	1.0	0.15	1		05/11/16 11:35	75-09-2	
4-Methyl-2-pentanone (MIBK)	ND	ug/L	10.0	0.42	1		05/11/16 11:35	108-10-1	
Styrene	ND	ug/L	1.0	0.12	1		05/11/16 11:35	100-42-5	
1,1,2,2-Tetrachloroethane	ND	ug/L	1.0	0.15	1		05/11/16 11:35	79-34-5	
Tetrachloroethene	ND	ug/L	1.0	0.10	1		05/11/16 11:35	127-18-4	
Toluene	ND	ug/L	1.0	0.17	1		05/11/16 11:35	108-88-3	
1,1,1-Trichloroethane	ND	ug/L	1.0	0.11	1		05/11/16 11:35	71-55-6	
1,1,2-Trichloroethane	ND	ug/L	1.0	0.20	1		05/11/16 11:35	79-00-5	
Trichloroethene	ND	ug/L	1.0	0.17	1		05/11/16 11:35	79-01-6	
Vinyl chloride	ND	ug/L	1.0	0.13	1		05/11/16 11:35	75-01-4	
Xylene (Total)	ND	ug/L	3.0	0.42	1		05/11/16 11:35	1330-20-7	
Surrogates									
4-Bromofluorobenzene (S)	102	%	77-130		1		05/11/16 11:35	460-00-4	
1,2-Dichloroethane-d4 (S)	103	%	81-127		1		05/11/16 11:35	17060-07-0	
Toluene-d8 (S)	104	%	80-120		1		05/11/16 11:35	2037-26-5	
Preservation pH	**1.0**		0.10	0.10	1		05/11/16 11:35		

REPORT OF LABORATORY ANALYSIS

This report shall not be reproduced, except in full,
without the written consent of Pace Analytical Services, Inc..

Pace Analytical Services, Inc.
9608 Loiret Blvd.
Lenexa, KS 66219
(913)599-5665

ANALYTICAL RESULTS

Project: FORT SMITH, AR
Pace Project No.: 60218288

Sample: MW-188-201605 **Lab ID: 60218288023** Collected: 05/03/16 17:25 Received: 05/04/16 05:05 Matrix: Water

Parameters	Results	Units	Report Limit	MDL	DF	Prepared	Analyzed	CAS No.	Qual
2320B Alkalinity	Analytical Method: SM 2320B								
Alkalinity,Bicarbonate (CaCO3)	**98.8**	mg/L	20.0	2.0	1		05/10/16 15:12		
Alkalinity, Carbonate (CaCO3)	ND	mg/L	20.0	2.0	1		05/10/16 15:12		
Alkalinity, Total as CaCO3	**98.8**	mg/L	20.0	2.0	1		05/10/16 15:12		
Iron, Ferric (Calculation)	Analytical Method: SM 3500-Fe B#4								
Iron, Ferric	**1.6**	mg/L	0.20		1		05/16/16 00:00	7439-89-6	
4500H+ pH, Electrometric	Analytical Method: SM 4500-H+B								
pH at 25 Degrees C	**6.2**	Std. Units	0.10	0.10	1		05/03/19 00:00		H6
4500S2D Sulfide, Total	Analytical Method: SM 4500-S-2 D								
Sulfide, Total	ND	mg/L	0.050	0.012	1		05/06/16 17:36	18496-25-8	
300.0 IC Anions 28 Days	Analytical Method: EPA 300.0								
Chloride	**148**	mg/L	10.0	5.0	10		05/07/16 22:12	16887-00-6	
Sulfate	**21.8**	mg/L	2.0	0.50	2		05/07/16 21:58	14808-79-8	
350.1 Ammonia	Analytical Method: EPA 350.1								
Nitrogen, Ammonia	**1.6**	mg/L	0.10	0.046	1		05/09/16 18:22	7664-41-7	
353.2 Nitrogen, NO2/NO3 unpres	Analytical Method: EPA 353.2								
Nitrogen, Nitrate	**3.4**	mg/L	0.10	0.012	1		05/04/16 16:39		
Nitrogen, Nitrite	ND	mg/L	0.10	0.010	1		05/04/16 16:39		
Nitrogen, NO2 plus NO3	**3.4**	mg/L	0.10	0.012	1		05/04/16 16:39		
Total Carbon Dioxide Calc	Analytical Method: SM 4500-CO2 D								
Carbon Dioxide Calculation	**215**	mg/L	20.0	20.0	1		05/17/16 11:50		
5310C TOC	Analytical Method: SM 5310C								
Total Organic Carbon	**0.35J**	mg/L	1.0	0.054	1		05/10/16 14:27	7440-44-0	B
SM4500P-E, Total Phosphorus	Analytical Method: SM 4500-P E Preparation Method: SM4500-P B								
Phosphate as P04	**0.19**	mg/L	0.030	0.010	1	05/12/16 06:21	05/12/16 11:12		

REPORT OF LABORATORY ANALYSIS

This report shall not be reproduced, except in full,
without the written consent of Pace Analytical Services, Inc..

Pace Analytical Services, Inc.
9608 Loiret Blvd.
Lenexa, KS 66219
(913)599-5665

ANALYTICAL RESULTS

Project: FORT SMITH, AR
Pace Project No.: 60218288

Sample: TB-07-201605 **Lab ID: 60218288024** Collected: 05/03/16 08:55 Received: 05/04/16 05:05 Matrix: Water

Parameters	Results	Units	Report Limit	MDL	DF	Prepared	Analyzed	CAS No.	Qual
8260 MSV	Analytical Method: EPA 5030B/8260								
Acetone	ND	ug/L	10.0	1.9	1		05/10/16 08:30	67-64-1	
Benzene	ND	ug/L	1.0	0.060	1		05/10/16 08:30	71-43-2	
Bromodichloromethane	ND	ug/L	1.0	0.19	1		05/10/16 08:30	75-27-4	
Bromoform	ND	ug/L	1.0	0.070	1		05/10/16 08:30	75-25-2	
Bromomethane	ND	ug/L	5.0	0.16	1		05/10/16 08:30	74-83-9	
2-Butanone (MEK)	ND	ug/L	10.0	0.59	1		05/10/16 08:30	78-93-3	
Carbon disulfide	ND	ug/L	5.0	0.12	1		05/10/16 08:30	75-15-0	
Carbon tetrachloride	ND	ug/L	1.0	0.18	1		05/10/16 08:30	56-23-5	
Chlorobenzene	ND	ug/L	1.0	0.21	1		05/10/16 08:30	108-90-7	
Chloroethane	ND	ug/L	1.0	0.15	1		05/10/16 08:30	75-00-3	
Chloroform	ND	ug/L	1.0	0.14	1		05/10/16 08:30	67-66-3	
Chloromethane	ND	ug/L	1.0	0.080	1		05/10/16 08:30	74-87-3	
Dibromochloromethane	ND	ug/L	1.0	0.21	1		05/10/16 08:30	124-48-1	
1,1-Dichloroethane	ND	ug/L	1.0	0.050	1		05/10/16 08:30	75-34-3	
1,2-Dichloroethane	ND	ug/L	1.0	0.12	1		05/10/16 08:30	107-06-2	
1,1-Dichloroethene	ND	ug/L	1.0	0.20	1		05/10/16 08:30	75-35-4	
cis-1,2-Dichloroethene	ND	ug/L	1.0	0.080	1		05/10/16 08:30	156-59-2	
trans-1,2-Dichloroethene	ND	ug/L	1.0	0.20	1		05/10/16 08:30	156-60-5	
1,2-Dichloropropane	ND	ug/L	1.0	0.16	1		05/10/16 08:30	78-87-5	
cis-1,3-Dichloropropene	ND	ug/L	1.0	0.14	1		05/10/16 08:30	10061-01-5	
trans-1,3-Dichloropropene	ND	ug/L	1.0	0.12	1		05/10/16 08:30	10061-02-6	
Ethylbenzene	ND	ug/L	1.0	0.18	1		05/10/16 08:30	100-41-4	
2-Hexanone	ND	ug/L	10.0	1.2	1		05/10/16 08:30	591-78-6	
Methylene chloride	ND	ug/L	1.0	0.15	1		05/10/16 08:30	75-09-2	
4-Methyl-2-pentanone (MIBK)	ND	ug/L	10.0	0.42	1		05/10/16 08:30	108-10-1	
Styrene	ND	ug/L	1.0	0.12	1		05/10/16 08:30	100-42-5	
1,1,2,2-Tetrachloroethane	ND	ug/L	1.0	0.15	1		05/10/16 08:30	79-34-5	
Tetrachloroethene	ND	ug/L	1.0	0.10	1		05/10/16 08:30	127-18-4	
Toluene	ND	ug/L	1.0	0.17	1		05/10/16 08:30	108-88-3	
1,1,1-Trichloroethane	ND	ug/L	1.0	0.11	1		05/10/16 08:30	71-55-6	
1,1,2-Trichloroethane	ND	ug/L	1.0	0.20	1		05/10/16 08:30	79-00-5	
Trichloroethene	ND	ug/L	1.0	0.17	1		05/10/16 08:30	79-01-6	
Vinyl chloride	ND	ug/L	1.0	0.13	1		05/10/16 08:30	75-01-4	
Xylene (Total)	ND	ug/L	3.0	0.42	1		05/10/16 08:30	1330-20-7	
Surrogates									
4-Bromofluorobenzene (S)	101	%	77-130		1		05/10/16 08:30	460-00-4	
1,2-Dichloroethane-d4 (S)	107	%	81-127		1		05/10/16 08:30	17060-07-0	
Toluene-d8 (S)	96	%	80-120		1		05/10/16 08:30	2037-26-5	
Preservation pH	**1.0**		0.10	0.10	1		05/10/16 08:30		

REPORT OF LABORATORY ANALYSIS

This report shall not be reproduced, except in full,
without the written consent of Pace Analytical Services, Inc..

Pace Analytical Services, Inc.
9608 Loiret Blvd.
Lenexa, KS 66219
(913)599-5665

ANALYTICAL RESULTS

Project: FORT SMITH, AR
Pace Project No.: 60218288

Sample: MW-89-201605 **Lab ID: 60218288025** Collected: 05/03/16 17:35 Received: 05/04/16 05:05 Matrix: Water

Parameters	Results	Units	Report Limit	MDL	DF	Prepared	Analyzed	CAS No.	Qual
Alcohol by Direct Inject GCFID	Analytical Method: EPA 8015 - Alcohol								
2-Chloroethanol	ND	ug/L	10000	1510	1		05/10/16 20:27	107-07-3	
6010 MET ICP	Analytical Method: EPA 6010 Preparation Method: EPA 3010								
Iron	**208**	ug/L	50.0	8.8	1	05/04/16 14:25	05/05/16 10:55	7439-89-6	
Manganese	**509**	ug/L	5.0	0.25	1	05/04/16 14:25	05/05/16 10:55	7439-96-5	
8260 MSV	Analytical Method: EPA 5030B/8260								
Acetone	ND	ug/L	10.0	1.9	1		05/10/16 08:45	67-64-1	
Benzene	ND	ug/L	1.0	0.060	1		05/10/16 08:45	71-43-2	
Bromodichloromethane	ND	ug/L	1.0	0.19	1		05/10/16 08:45	75-27-4	
Bromoform	ND	ug/L	1.0	0.070	1		05/10/16 08:45	75-25-2	
Bromomethane	ND	ug/L	5.0	0.16	1		05/10/16 08:45	74-83-9	
2-Butanone (MEK)	ND	ug/L	10.0	0.59	1		05/10/16 08:45	78-93-3	
Carbon disulfide	ND	ug/L	5.0	0.12	1		05/10/16 08:45	75-15-0	
Carbon tetrachloride	ND	ug/L	1.0	0.18	1		05/10/16 08:45	56-23-5	
Chlorobenzene	ND	ug/L	1.0	0.21	1		05/10/16 08:45	108-90-7	
Chloroethane	ND	ug/L	1.0	0.15	1		05/10/16 08:45	75-00-3	
Chloroform	ND	ug/L	1.0	0.14	1		05/10/16 08:45	67-66-3	
Chloromethane	ND	ug/L	1.0	0.080	1		05/10/16 08:45	74-87-3	
Dibromochloromethane	ND	ug/L	1.0	0.21	1		05/10/16 08:45	124-48-1	
1,1-Dichloroethane	ND	ug/L	1.0	0.050	1		05/10/16 08:45	75-34-3	
1,2-Dichloroethane	ND	ug/L	1.0	0.12	1		05/10/16 08:45	107-06-2	
1,1-Dichloroethene	ND	ug/L	1.0	0.20	1		05/10/16 08:45	75-35-4	
cis-1,2-Dichloroethene	**0.30J**	ug/L	1.0	0.080	1		05/10/16 08:45	156-59-2	
trans-1,2-Dichloroethene	ND	ug/L	1.0	0.20	1		05/10/16 08:45	156-60-5	
1,2-Dichloropropane	ND	ug/L	1.0	0.16	1		05/10/16 08:45	78-87-5	
cis-1,3-Dichloropropene	ND	ug/L	1.0	0.14	1		05/10/16 08:45	10061-01-5	
trans-1,3-Dichloropropene	ND	ug/L	1.0	0.12	1		05/10/16 08:45	10061-02-6	
Ethylbenzene	ND	ug/L	1.0	0.18	1		05/10/16 08:45	100-41-4	
2-Hexanone	ND	ug/L	10.0	1.2	1		05/10/16 08:45	591-78-6	
Methylene chloride	ND	ug/L	1.0	0.15	1		05/10/16 08:45	75-09-2	
4-Methyl-2-pentanone (MIBK)	ND	ug/L	10.0	0.42	1		05/10/16 08:45	108-10-1	
Styrene	ND	ug/L	1.0	0.12	1		05/10/16 08:45	100-42-5	
1,1,2,2-Tetrachloroethane	ND	ug/L	1.0	0.15	1		05/10/16 08:45	79-34-5	
Tetrachloroethene	ND	ug/L	1.0	0.10	1		05/10/16 08:45	127-18-4	
Toluene	ND	ug/L	1.0	0.17	1		05/10/16 08:45	108-88-3	
1,1,1-Trichloroethane	ND	ug/L	1.0	0.11	1		05/10/16 08:45	71-55-6	
1,1,2-Trichloroethane	ND	ug/L	1.0	0.20	1		05/10/16 08:45	79-00-5	
Trichloroethene	**14.0**	ug/L	1.0	0.17	1		05/10/16 08:45	79-01-6	
Vinyl chloride	ND	ug/L	1.0	0.13	1		05/10/16 08:45	75-01-4	
Xylene (Total)	ND	ug/L	3.0	0.42	1		05/10/16 08:45	1330-20-7	
Surrogates									
4-Bromofluorobenzene (S)	100	%	77-130		1		05/10/16 08:45	460-00-4	
1,2-Dichloroethane-d4 (S)	100	%	81-127		1		05/10/16 08:45	17060-07-0	
Toluene-d8 (S)	95	%	80-120		1		05/10/16 08:45	2037-26-5	
Preservation pH	**1.0**		0.10	0.10	1		05/10/16 08:45		

REPORT OF LABORATORY ANALYSIS

This report shall not be reproduced, except in full,
without the written consent of Pace Analytical Services, Inc..

Pace Analytical Services, Inc.
9608 Loiret Blvd.
Lenexa, KS 66219
(913)599-5665

ANALYTICAL RESULTS

Project: FORT SMITH, AR
Pace Project No.: 60218288

Sample: MW-89-201605 **Lab ID: 60218288025** Collected: 05/03/16 17:35 Received: 05/04/16 05:05 Matrix: Water

Parameters	Results	Units	Report Limit	MDL	DF	Prepared	Analyzed	CAS No.	Qual
2320B Alkalinity	Analytical Method: SM 2320B								
Alkalinity,Bicarbonate (CaCO3)	**42.1**	mg/L	20.0	2.0	1		05/10/16 15:15		
Alkalinity, Carbonate (CaCO3)	ND	mg/L	20.0	2.0	1		05/10/16 15:15		
Alkalinity, Total as CaCO3	**42.1**	mg/L	20.0	2.0	1		05/10/16 15:15		
Iron, Ferric (Calculation)	Analytical Method: SM 3500-Fe B#4								
Iron, Ferric	**0.21**	mg/L	0.20		1		05/16/16 00:00	7439-89-6	
4500H+ pH, Electrometric	Analytical Method: SM 4500-H+B								
pH at 25 Degrees C	**5.5**	Std. Units	0.10	0.10	1		05/03/19 00:00		H6
4500S2D Sulfide, Total	Analytical Method: SM 4500-S-2 D								
Sulfide, Total	ND	mg/L	0.050	0.012	1		05/06/16 17:36	18496-25-8	
300.0 IC Anions 28 Days	Analytical Method: EPA 300.0								
Chloride	**49.3**	mg/L	5.0	2.5	5		05/07/16 22:40	16887-00-6	
Sulfate	**11.0**	mg/L	1.0	0.25	1		05/07/16 22:26	14808-79-8	
350.1 Ammonia	Analytical Method: EPA 350.1								
Nitrogen, Ammonia	ND	mg/L	0.10	0.046	1		05/09/16 18:23	7664-41-7	
353.2 Nitrogen, NO2/NO3 unpres	Analytical Method: EPA 353.2								
Nitrogen, Nitrate	**74.9**	mg/L	2.0	0.24	20		05/05/16 10:01		
Nitrogen, Nitrite	ND	mg/L	2.0	0.21	20		05/05/16 10:01		
Nitrogen, NO2 plus NO3	**74.9**	mg/L	2.0	0.24	20		05/05/16 10:01		
Total Carbon Dioxide Calc	Analytical Method: SM 4500-CO2 D								
Carbon Dioxide Calculation	**297**	mg/L	20.0	20.0	1		05/17/16 11:50		
5310C TOC	Analytical Method: SM 5310C								
Total Organic Carbon	**3.8**	mg/L	1.0	0.054	1		05/10/16 14:39	7440-44-0	
SM4500P-E, Total Phosphorus	Analytical Method: SM 4500-P E Preparation Method: SM4500-P B								
Phosphate as P04	**0.036**	mg/L	0.030	0.010	1	05/13/16 07:15	05/13/16 12:52		

REPORT OF LABORATORY ANALYSIS

This report shall not be reproduced, except in full,
without the written consent of Pace Analytical Services, Inc..

Pace Analytical Services, Inc.
9608 Loiret Blvd.
Lenexa, KS 66219
(913)599-5665

ANALYTICAL RESULTS

Project: FORT SMITH, AR
Pace Project No.: 60218288

Sample: MW-36R-201605 **Lab ID: 60218288026** Collected: 05/03/16 10:45 Received: 05/05/16 05:06 Matrix: Water

Parameters	Results	Units	Report Limit	MDL	DF	Prepared	Analyzed	CAS No.	Qual
Alcohol by Direct Inject GCFID	Analytical Method: EPA 8015 - Alcohol								
2-Chloroethanol	ND	ug/L	10000	1510	1		05/10/16 20:38	107-07-3	
6010 MET ICP	Analytical Method: EPA 6010 Preparation Method: EPA 3010								
Iron	**15600**	ug/L	50.0	8.8	1	05/05/16 15:40	05/06/16 12:38	7439-89-6	
Manganese	**5380**	ug/L	5.0	0.25	1	05/05/16 15:40	05/06/16 12:38	7439-96-5	
8260 MSV	Analytical Method: EPA 5030B/8260								
Acetone	**20.6**	ug/L	10.0	1.9	1		05/06/16 13:35	67-64-1	
Benzene	**0.15J**	ug/L	1.0	0.060	1		05/06/16 13:35	71-43-2	
Bromodichloromethane	ND	ug/L	1.0	0.19	1		05/06/16 13:35	75-27-4	
Bromoform	**0.62J**	ug/L	1.0	0.070	1		05/06/16 13:35	75-25-2	
Bromomethane	**29.2**	ug/L	5.0	0.16	1		05/06/16 13:35	74-83-9	
2-Butanone (MEK)	ND	ug/L	10.0	0.59	1		05/06/16 13:35	78-93-3	
Carbon disulfide	**0.30J**	ug/L	5.0	0.12	1		05/06/16 13:35	75-15-0	
Carbon tetrachloride	ND	ug/L	1.0	0.18	1		05/06/16 13:35	56-23-5	
Chlorobenzene	ND	ug/L	1.0	0.21	1		05/06/16 13:35	108-90-7	
Chloroethane	ND	ug/L	1.0	0.15	1		05/06/16 13:35	75-00-3	
Chloroform	**0.21J**	ug/L	1.0	0.14	1		05/06/16 13:35	67-66-3	
Chloromethane	**15.4**	ug/L	1.0	0.080	1		05/06/16 13:35	74-87-3	
Dibromochloromethane	ND	ug/L	1.0	0.21	1		05/06/16 13:35	124-48-1	
1,1-Dichloroethane	ND	ug/L	1.0	0.050	1		05/06/16 13:35	75-34-3	
1,2-Dichloroethane	ND	ug/L	1.0	0.12	1		05/06/16 13:35	107-06-2	
1,1-Dichloroethene	ND	ug/L	1.0	0.20	1		05/06/16 13:35	75-35-4	
cis-1,2-Dichloroethene	ND	ug/L	1.0	0.080	1		05/06/16 13:35	156-59-2	
trans-1,2-Dichloroethene	ND	ug/L	1.0	0.20	1		05/06/16 13:35	156-60-5	
1,2-Dichloropropane	ND	ug/L	1.0	0.16	1		05/06/16 13:35	78-87-5	
cis-1,3-Dichloropropene	ND	ug/L	1.0	0.14	1		05/06/16 13:35	10061-01-5	
trans-1,3-Dichloropropene	ND	ug/L	1.0	0.12	1		05/06/16 13:35	10061-02-6	
Ethylbenzene	ND	ug/L	1.0	0.18	1		05/06/16 13:35	100-41-4	
2-Hexanone	ND	ug/L	10.0	1.2	1		05/06/16 13:35	591-78-6	
Methylene chloride	**0.52J**	ug/L	1.0	0.15	1		05/06/16 13:35	75-09-2	
4-Methyl-2-pentanone (MIBK)	ND	ug/L	10.0	0.42	1		05/06/16 13:35	108-10-1	
Styrene	ND	ug/L	1.0	0.12	1		05/06/16 13:35	100-42-5	
1,1,2,2-Tetrachloroethane	ND	ug/L	1.0	0.15	1		05/06/16 13:35	79-34-5	
Tetrachloroethene	ND	ug/L	1.0	0.10	1		05/06/16 13:35	127-18-4	
Toluene	ND	ug/L	1.0	0.17	1		05/06/16 13:35	108-88-3	
1,1,1-Trichloroethane	ND	ug/L	1.0	0.11	1		05/06/16 13:35	71-55-6	
1,1,2-Trichloroethane	ND	ug/L	1.0	0.20	1		05/06/16 13:35	79-00-5	
Trichloroethene	**1.7**	ug/L	1.0	0.17	1		05/06/16 13:35	79-01-6	
Vinyl chloride	ND	ug/L	1.0	0.13	1		05/06/16 13:35	75-01-4	
Xylene (Total)	ND	ug/L	3.0	0.42	1		05/06/16 13:35	1330-20-7	
Surrogates									
4-Bromofluorobenzene (S)	101	%	77-130		1		05/06/16 13:35	460-00-4	
1,2-Dichloroethane-d4 (S)	103	%	81-127		1		05/06/16 13:35	17060-07-0	
Toluene-d8 (S)	97	%	80-120		1		05/06/16 13:35	2037-26-5	
Preservation pH	**2.0**		0.10	0.10	1		05/06/16 13:35		

REPORT OF LABORATORY ANALYSIS

This report shall not be reproduced, except in full,
without the written consent of Pace Analytical Services, Inc..

Pace Analytical Services, Inc.
9608 Loiret Blvd.
Lenexa, KS 66219
(913)599-5665

ANALYTICAL RESULTS

Project: FORT SMITH, AR
Pace Project No.: 60218288

Sample: MW-36R-201605 **Lab ID: 60218288026** Collected: 05/03/16 10:45 Received: 05/05/16 05:06 Matrix: Water

Parameters	Results	Units	Report Limit	MDL	DF	Prepared	Analyzed	CAS No.	Qual
2320B Alkalinity	Analytical Method: SM 2320B								
Alkalinity,Bicarbonate (CaCO3)	**28.4**	mg/L	20.0	2.0	1		05/13/16 16:23		
Alkalinity, Carbonate (CaCO3)	ND	mg/L	20.0	2.0	1		05/13/16 16:23		
Alkalinity, Total as CaCO3	**28.4**	mg/L	20.0	2.0	1		05/13/16 16:23		
Iron, Ferric (Calculation)	Analytical Method: SM 3500-Fe B#4								
Iron, Ferric	**15.3**	mg/L	0.20		1		05/16/16 00:00	7439-89-6	
4500H+ pH, Electrometric	Analytical Method: SM 4500-H+B								
pH at 25 Degrees C	**4.5**	Std. Units	0.10	0.10	1		05/03/19 00:00		H6
4500S2D Sulfide, Total	Analytical Method: SM 4500-S-2 D								
Sulfide, Total	ND	mg/L	0.050	0.012	1		05/09/16 13:05	18496-25-8	
300.0 IC Anions 28 Days	Analytical Method: EPA 300.0								
Chloride	**227**	mg/L	20.0	10.0	20		05/10/16 09:52	16887-00-6	
Sulfate	**1780**	mg/L	200	49.5	200		05/10/16 10:40	14808-79-8	
350.1 Ammonia	Analytical Method: EPA 350.1								
Nitrogen, Ammonia	ND	mg/L	0.10	0.046	1		05/09/16 18:24	7664-41-7	
353.2 Nitrogen, NO2/NO3 unpres	Analytical Method: EPA 353.2								
Nitrogen, Nitrate	**1.2**	mg/L	0.10	0.012	1		05/05/16 09:55		
Nitrogen, Nitrite	ND	mg/L	0.10	0.010	1		05/05/16 09:55		
Nitrogen, NO2 plus NO3	**1.2**	mg/L	0.10	0.012	1		05/05/16 09:55		
Total Carbon Dioxide Calc	Analytical Method: SM 4500-CO2 D								
Carbon Dioxide Calculation	**1740**	mg/L	20.0	20.0	1		05/17/16 00:00		
5310C TOC	Analytical Method: SM 5310C								
Total Organic Carbon	**0.83J**	mg/L	1.0	0.054	1		05/11/16 11:30	7440-44-0	
SM4500P-E, Total Phosphorus	Analytical Method: SM 4500-P E Preparation Method: SM4500-P B								
Phosphate as P04	**0.11**	mg/L	0.030	0.010	1	05/13/16 07:15	05/13/16 12:53		

REPORT OF LABORATORY ANALYSIS

This report shall not be reproduced, except in full,
without the written consent of Pace Analytical Services, Inc..

Pace Analytical Services, Inc.
9608 Loiret Blvd.
Lenexa, KS 66219
(913)599-5665

QUALITY CONTROL DATA

Project: FORT SMITH, AR
Pace Project No.: 60218288

QC Batch: GCSV/5416 Analysis Method: EPA 8015 - Alcohol
QC Batch Method: EPA 8015 - Alcohol Analysis Description: Alcohol by Direct Inject GCFID
Associated Lab Samples: 60218288001, 60218288002, 60218288003, 60218288004

METHOD BLANK: 225181 Matrix: Water
Associated Lab Samples:

Parameter	Units	Blank Result	Reporting Limit	MDL	Analyzed	Qualifiers
2-Chloroethanol	ug/L	ND	10000	1510	05/06/16 10:20	

LABORATORY CONTROL SAMPLE: 225182

Parameter	Units	Spike Conc.	LCS Result	LCS % Rec	% Rec Limits	Qualifiers
2-Chloroethanol	ug/L	100000	91600	92	40-140	

MATRIX SPIKE & MATRIX SPIKE DUPLICATE: 225183 225184

Parameter	Units	60218184006 Result	MS Spike Conc.	MSD Spike Conc.	MS Result	MSD Result	MS % Rec	MSD % Rec	% Rec Limits	RPD	Max RPD	Qual
2-Chloroethanol	ug/L	ND	100000	100000	92100	80900	92	81	40-140	13	40	

Results presented on this page are in the units indicated by the "Units" column except where an alternate unit is presented to the right of the result.

REPORT OF LABORATORY ANALYSIS

This report shall not be reproduced, except in full,
without the written consent of Pace Analytical Services, Inc..

Pace Analytical Services, Inc.
9608 Loiret Blvd.
Lenexa, KS 66219
(913)599-5665

QUALITY CONTROL DATA

Project: FORT SMITH, AR
Pace Project No.: 60218288

QC Batch: GCSV/5417 Analysis Method: EPA 8015 - Alcohol
QC Batch Method: EPA 8015 - Alcohol Analysis Description: Alcohol by Direct Inject GCFID
Associated Lab Samples: 60218288005, 60218288006, 60218288007, 60218288008, 60218288010, 60218288015, 60218288017, 60218288018, 60218288019, 60218288020, 60218288022, 60218288023, 60218288025, 60218288026

METHOD BLANK: 225185 Matrix: Water
Associated Lab Samples:

Parameter	Units	Blank Result	Reporting Limit	MDL	Analyzed	Qualifiers
2-Chloroethanol	ug/L	ND	10000	1510	05/10/16 15:07	

LABORATORY CONTROL SAMPLE: 225186

Parameter	Units	Spike Conc.	LCS Result	LCS % Rec	% Rec Limits	Qualifiers
2-Chloroethanol	ug/L	100000	96300	96	40-140	

MATRIX SPIKE & MATRIX SPIKE DUPLICATE: 225187 225188

Parameter	Units	60218184012 Result	MS Spike Conc.	MSD Spike Conc.	MS Result	MSD Result	MS % Rec	MSD % Rec	% Rec Limits	RPD	Max RPD	Qual
2-Chloroethanol	ug/L	ND	100000	100000	101000	98800	101	99	40-140	2	40	

Results presented on this page are in the units indicated by the "Units" column except where an alternate unit is presented to the right of the result.

REPORT OF LABORATORY ANALYSIS

This report shall not be reproduced, except in full,
without the written consent of Pace Analytical Services, Inc..

Pace Analytical Services, Inc.
9608 Loiret Blvd.
Lenexa, KS 66219
(913)599-5665

QUALITY CONTROL DATA

Project: FORT SMITH, AR
Pace Project No.: 60218288

QC Batch: MPRP/35769 Analysis Method: EPA 6010
QC Batch Method: EPA 3010 Analysis Description: 6010 MET
Associated Lab Samples: 60218288001, 60218288002, 60218288003, 60218288004, 60218288005, 60218288006, 60218288007, 60218288008, 60218288010, 60218288015, 60218288017, 60218288018, 60218288019, 60218288020, 60218288022, 60218288023, 60218288025

METHOD BLANK: 1751695 Matrix: Water
Associated Lab Samples: 60218288001, 60218288002, 60218288003, 60218288004, 60218288005, 60218288006, 60218288007, 60218288008, 60218288010, 60218288015, 60218288017, 60218288018, 60218288019, 60218288020, 60218288022, 60218288023, 60218288025

Parameter	Units	Blank Result	Reporting Limit	MDL	Analyzed	Qualifiers
Iron	ug/L	ND	50.0	8.8	05/05/16 09:58	
Manganese	ug/L	ND	5.0	0.25	05/05/16 09:58	

LABORATORY CONTROL SAMPLE: 1751696

Parameter	Units	Spike Conc.	LCS Result	LCS % Rec	% Rec Limits	Qualifiers
Iron	ug/L	10000	10000	100	80-120	
Manganese	ug/L	1000	984	98	80-120	

MATRIX SPIKE & MATRIX SPIKE DUPLICATE: 1751697 1751698

Parameter	Units	60218288001 Result	MS Spike Conc.	MSD Spike Conc.	MS Result	MSD Result	MS % Rec	MSD % Rec	% Rec Limits	RPD	Max RPD	Qual
Iron	ug/L	330	10000	10000	10300	10300	99	100	75-125	1	20	
Manganese	ug/L	306	1000	1000	1270	1280	97	97	75-125	0	20	

Results presented on this page are in the units indicated by the "Units" column except where an alternate unit is presented to the right of the result.

REPORT OF LABORATORY ANALYSIS

This report shall not be reproduced, except in full,
without the written consent of Pace Analytical Services, Inc..

Pace Analytical Services, Inc.
9608 Loiret Blvd.
Lenexa, KS 66219
(913)599-5665

QUALITY CONTROL DATA

Project: FORT SMITH, AR
Pace Project No.: 60218288

QC Batch: MPRP/35784
QC Batch Method: EPA 3010
Analysis Method: EPA 6010
Analysis Description: 6010 MET
Associated Lab Samples: 60218288026

METHOD BLANK: 1752464
Matrix: Water
Associated Lab Samples: 60218288026

Parameter	Units	Blank Result	Reporting Limit	MDL	Analyzed	Qualifiers
Iron	ug/L	10.8J	50.0	8.8	05/06/16 12:34	
Manganese	ug/L	ND	5.0	0.25	05/06/16 12:34	

LABORATORY CONTROL SAMPLE: 1752465

Parameter	Units	Spike Conc.	LCS Result	LCS % Rec	% Rec Limits	Qualifiers
Iron	ug/L	10000	10400	104	80-120	
Manganese	ug/L	1000	994	99	80-120	

MATRIX SPIKE & MATRIX SPIKE DUPLICATE: 1752466 1752467

Parameter	Units	60218387020 Result	MS Spike Conc.	MSD Spike Conc.	MS Result	MSD Result	MS % Rec	MSD % Rec	% Rec Limits	RPD	Max RPD	Qual
Iron	ug/L	429	10000	10000	10600	10700	102	103	75-125	1	20	
Manganese	ug/L	71.2	1000	1000	1050	1060	98	99	75-125	1	20	

Results presented on this page are in the units indicated by the "Units" column except where an alternate unit is presented to the right of the result.

REPORT OF LABORATORY ANALYSIS

This report shall not be reproduced, except in full,
without the written consent of Pace Analytical Services, Inc..

Pace Analytical Services, Inc.
9608 Loiret Blvd.
Lenexa, KS 66219
(913)599-5665

QUALITY CONTROL DATA

Project: FORT SMITH, AR
Pace Project No.: 60218288

QC Batch: MSV/75656 Analysis Method: EPA 5030B/8260
QC Batch Method: EPA 5030B/8260 Analysis Description: 8260 MSV Water 10 mL Purge
Associated Lab Samples: 60218288001, 60218288002, 60218288003, 60218288004, 60218288005, 60218288006, 60218288007

METHOD BLANK: 1754642 Matrix: Water
Associated Lab Samples: 60218288001, 60218288002, 60218288003, 60218288004, 60218288005, 60218288006, 60218288007

Parameter	Units	Blank Result	Reporting Limit	MDL	Analyzed	Qualifiers
1,1,1-Trichloroethane	ug/L	ND	1.0	0.11	05/09/16 18:54	
1,1,2,2-Tetrachloroethane	ug/L	ND	1.0	0.15	05/09/16 18:54	
1,1,2-Trichloroethane	ug/L	ND	1.0	0.20	05/09/16 18:54	
1,1-Dichloroethane	ug/L	ND	1.0	0.050	05/09/16 18:54	
1,1-Dichloroethene	ug/L	ND	1.0	0.20	05/09/16 18:54	
1,2-Dichloroethane	ug/L	ND	1.0	0.12	05/09/16 18:54	
1,2-Dichloropropane	ug/L	ND	1.0	0.16	05/09/16 18:54	
2-Butanone (MEK)	ug/L	ND	10.0	0.59	05/09/16 18:54	
2-Hexanone	ug/L	ND	10.0	1.2	05/09/16 18:54	
4-Methyl-2-pentanone (MIBK)	ug/L	ND	10.0	0.42	05/09/16 18:54	
Acetone	ug/L	ND	10.0	1.9	05/09/16 18:54	
Benzene	ug/L	ND	1.0	0.060	05/09/16 18:54	
Bromodichloromethane	ug/L	ND	1.0	0.19	05/09/16 18:54	
Bromoform	ug/L	ND	1.0	0.070	05/09/16 18:54	
Bromomethane	ug/L	ND	5.0	0.16	05/09/16 18:54	
Carbon disulfide	ug/L	ND	5.0	0.12	05/09/16 18:54	
Carbon tetrachloride	ug/L	ND	1.0	0.18	05/09/16 18:54	
Chlorobenzene	ug/L	ND	1.0	0.21	05/09/16 18:54	
Chloroethane	ug/L	ND	1.0	0.15	05/09/16 18:54	
Chloroform	ug/L	ND	1.0	0.14	05/09/16 18:54	
Chloromethane	ug/L	ND	1.0	0.080	05/09/16 18:54	
cis-1,2-Dichloroethene	ug/L	ND	1.0	0.080	05/09/16 18:54	
cis-1,3-Dichloropropene	ug/L	ND	1.0	0.14	05/09/16 18:54	
Dibromochloromethane	ug/L	ND	1.0	0.21	05/09/16 18:54	
Ethylbenzene	ug/L	ND	1.0	0.18	05/09/16 18:54	
Methylene chloride	ug/L	ND	1.0	0.15	05/09/16 18:54	
Styrene	ug/L	ND	1.0	0.12	05/09/16 18:54	
Tetrachloroethene	ug/L	ND	1.0	0.10	05/09/16 18:54	
Toluene	ug/L	ND	1.0	0.17	05/09/16 18:54	
trans-1,2-Dichloroethene	ug/L	ND	1.0	0.20	05/09/16 18:54	
trans-1,3-Dichloropropene	ug/L	ND	1.0	0.12	05/09/16 18:54	
Trichloroethene	ug/L	ND	1.0	0.17	05/09/16 18:54	
Vinyl chloride	ug/L	ND	1.0	0.13	05/09/16 18:54	
Xylene (Total)	ug/L	ND	3.0	0.42	05/09/16 18:54	
1,2-Dichloroethane-d4 (S)	%	96	81-127		05/09/16 18:54	
4-Bromofluorobenzene (S)	%	101	77-130		05/09/16 18:54	
Toluene-d8 (S)	%	99	80-120		05/09/16 18:54	

Results presented on this page are in the units indicated by the "Units" column except where an alternate unit is presented to the right of the result.

REPORT OF LABORATORY ANALYSIS

This report shall not be reproduced, except in full,
without the written consent of Pace Analytical Services, Inc..

Pace Analytical Services, Inc.
9608 Loiret Blvd.
Lenexa, KS 66219
(913)599-5665

QUALITY CONTROL DATA

Project: FORT SMITH, AR
Pace Project No.: 60218288

LABORATORY CONTROL SAMPLE: 1754643

Parameter	Units	Spike Conc.	LCS Result	LCS % Rec	% Rec Limits	Qualifiers
1,1,1-Trichloroethane	ug/L	20	19.1	96	81-116	
1,1,2,2-Tetrachloroethane	ug/L	20	18.2	91	72-117	
1,1,2-Trichloroethane	ug/L	20	18.7	94	79-108	
1,1-Dichloroethane	ug/L	20	19.0	95	83-117	
1,1-Dichloroethene	ug/L	20	19.3	96	74-114	
1,2-Dichloroethane	ug/L	20	18.9	94	72-116	
1,2-Dichloropropane	ug/L	20	19.5	98	80-120	
2-Butanone (MEK)	ug/L	100	95.5	96	67-129	
2-Hexanone	ug/L	100	95.9	96	70-128	
4-Methyl-2-pentanone (MIBK)	ug/L	100	98.8	99	80-120	
Acetone	ug/L	100	102	102	56-142	
Benzene	ug/L	20	19.5	98	79-116	
Bromodichloromethane	ug/L	20	19.3	97	80-120	
Bromoform	ug/L	20	18.6	93	73-114	
Bromomethane	ug/L	20	20.2	101	49-153	
Carbon disulfide	ug/L	20	19.3	96	82-121	
Carbon tetrachloride	ug/L	20	18.4	92	80-116	
Chlorobenzene	ug/L	20	19.6	98	80-120	
Chloroethane	ug/L	20	19.1	96	67-124	
Chloroform	ug/L	20	19.4	97	79-120	
Chloromethane	ug/L	20	25.9	129	10-192	
cis-1,2-Dichloroethene	ug/L	20	19.0	95	80-120	
cis-1,3-Dichloropropene	ug/L	20	18.5	92	80-120	
Dibromochloromethane	ug/L	20	18.5	92	80-120	
Ethylbenzene	ug/L	20	19.5	98	80-120	
Methylene chloride	ug/L	20	20.9	105	80-120	
Styrene	ug/L	20	20.2	101	80-120	
Tetrachloroethene	ug/L	20	18.8	94	80-120	
Toluene	ug/L	20	19.5	97	80-120	
trans-1,2-Dichloroethene	ug/L	20	18.4	92	78-108	
trans-1,3-Dichloropropene	ug/L	20	19.7	99	85-120	
Trichloroethene	ug/L	20	19.5	97	76-114	
Vinyl chloride	ug/L	20	19.6	98	69-129	
Xylene (Total)	ug/L	60	59.9	100	80-120	
1,2-Dichloroethane-d4 (S)	%			95	81-127	
4-Bromofluorobenzene (S)	%			95	77-130	
Toluene-d8 (S)	%			101	80-120	

MATRIX SPIKE & MATRIX SPIKE DUPLICATE: 1754644 1754645

Parameter	Units	60218183003 Result	MS Spike Conc.	MSD Spike Conc.	MS Result	MSD Result	MS % Rec	MSD % Rec	% Rec Limits	RPD	Max RPD	Qual
1,1,1-Trichloroethane	ug/L	ND	20	20	21.5	19.9	108	100	70-135	8	12	
1,1,2,2-Tetrachloroethane	ug/L	ND	20	20	19.7	18.3	98	92	54-136	7	15	
1,1,2-Trichloroethane	ug/L	ND	20	20	18.5	18.0	92	90	70-113	3	15	

Results presented on this page are in the units indicated by the "Units" column except where an alternate unit is presented to the right of the result.

REPORT OF LABORATORY ANALYSIS

This report shall not be reproduced, except in full,
without the written consent of Pace Analytical Services, Inc..

Pace Analytical Services, Inc.
9608 Loiret Blvd.
Lenexa, KS 66219
(913)599-5665

QUALITY CONTROL DATA

Project: FORT SMITH, AR
Pace Project No.: 60218288

MATRIX SPIKE & MATRIX SPIKE DUPLICATE: 1754644 1754645

Parameter	Units	60218183003 Result	MS Spike Conc.	MSD Spike Conc.	MS Result	MSD Result	MS % Rec	MSD % Rec	% Rec Limits	RPD	Max RPD	Qual
1,1-Dichloroethane	ug/L	ND	20	20	21.0	19.5	105	98	80-122	7	13	
1,1-Dichloroethene	ug/L	ND	20	20	20.4	19.8	102	99	73-118	3	14	
1,2-Dichloroethane	ug/L	ND	20	20	19.6	18.7	98	93	54-137	5	41	
1,2-Dichloropropane	ug/L	ND	20	20	20.4	19.3	102	96	77-116	5	12	
2-Butanone (MEK)	ug/L	ND	100	100	87.3	86.1	87	86	30-127	1	18	
2-Hexanone	ug/L	ND	100	100	96.1	89.6	96	90	44-124	7	18	
4-Methyl-2-pentanone (MIBK)	ug/L	ND	100	100	101	97.4	101	97	70-124	3	15	
Acetone	ug/L	ND	100	100	94.6	88.3	95	88	10-132	7	20	
Benzene	ug/L	ND	20	20	21.6	20.1	108	100	37-151	7	40	
Bromodichloromethane	ug/L	ND	20	20	19.9	18.8	100	94	76-118	6	11	
Bromoform	ug/L	ND	20	20	18.9	17.5	94	88	64-113	7	15	
Bromomethane	ug/L	ND	20	20	19.0	19.8	95	99	41-154	4	43	
Carbon disulfide	ug/L	ND	20	20	21.5	20.2	107	101	80-139	6	17	
Carbon tetrachloride	ug/L	ND	20	20	20.9	19.7	105	99	75-127	6	13	
Chlorobenzene	ug/L	ND	20	20	20.7	19.7	104	99	79-113	5	13	
Chloroethane	ug/L	ND	20	20	21.7	20.5	109	103	53-154	6	20	
Chloroform	ug/L	ND	20	20	20.0	18.6	100	93	74-115	7	12	
Chloromethane	ug/L	ND	20	20	29.8	28.3	149	141	33-169	5	72	
cis-1,2-Dichloroethene	ug/L	20.0	20	20	39.8	39.4	99	97	58-139	1	40	
cis-1,3-Dichloropropene	ug/L	ND	20	20	19.0	18.3	95	92	70-120	4	14	
Dibromochloromethane	ug/L	ND	20	20	19.2	17.3	96	87	77-114	10	13	
Ethylbenzene	ug/L	ND	20	20	20.8	20.5	104	102	29-151	2	45	
Methylene chloride	ug/L	ND	20	20	21.2	19.3	106	96	76-120	9	13	
Styrene	ug/L	ND	20	20	20.0	18.5	100	93	66-127	8	15	
Tetrachloroethene	ug/L	ND	20	20	20.5	19.6	102	98	77-118	4	14	
Toluene	ug/L	ND	20	20	20.8	19.4	104	97	37-147	7	43	
trans-1,2-Dichloroethene	ug/L	ND	20	20	20.6	18.7	101	91	69-125	10	16	
trans-1,3-Dichloropropene	ug/L	ND	20	20	19.5	18.4	97	92	71-118	6	13	
Trichloroethene	ug/L	ND	20	20	21.2	20.2	103	98	71-116	5	14	
Vinyl chloride	ug/L	ND	20	20	22.9	21.3	112	103	65-142	7	22	
Xylene (Total)	ug/L	ND	60	60	63.3	59.2	106	99	27-156	7	46	
1,2-Dichloroethane-d4 (S)	%						95	99	81-127			
4-Bromofluorobenzene (S)	%						97	98	77-130			
Toluene-d8 (S)	%						98	98	80-120			
Preservation pH		1.0			1.0	1.0				0		

Results presented on this page are in the units indicated by the "Units" column except where an alternate unit is presented to the right of the result.

REPORT OF LABORATORY ANALYSIS

This report shall not be reproduced, except in full,
without the written consent of Pace Analytical Services, Inc..

Pace Analytical Services, Inc.
9608 Loiret Blvd.
Lenexa, KS 66219
(913)599-5665

QUALITY CONTROL DATA

Project: FORT SMITH, AR
Pace Project No.: 60218288

QC Batch: MSV/75661 Analysis Method: EPA 5030B/8260
QC Batch Method: EPA 5030B/8260 Analysis Description: 8260 MSV Water 10 mL Purge
Associated Lab Samples: 60218288008, 60218288009, 60218288010, 60218288012, 60218288013, 60218288014, 60218288015, 60218288016, 60218288017, 60218288018, 60218288019, 60218288020, 60218288022

METHOD BLANK: 1754798 Matrix: Water
Associated Lab Samples: 60218288008, 60218288009, 60218288010, 60218288012, 60218288013, 60218288014, 60218288015, 60218288016, 60218288017, 60218288018, 60218288019, 60218288020, 60218288022

Parameter	Units	Blank Result	Reporting Limit	MDL	Analyzed	Qualifiers
1,1,1-Trichloroethane	ug/L	ND	1.0	0.11	05/10/16 01:37	
1,1,2,2-Tetrachloroethane	ug/L	ND	1.0	0.15	05/10/16 01:37	
1,1,2-Trichloroethane	ug/L	ND	1.0	0.20	05/10/16 01:37	
1,1-Dichloroethane	ug/L	ND	1.0	0.050	05/10/16 01:37	
1,1-Dichloroethene	ug/L	ND	1.0	0.20	05/10/16 01:37	
1,2-Dichloroethane	ug/L	ND	1.0	0.12	05/10/16 01:37	
1,2-Dichloropropane	ug/L	ND	1.0	0.16	05/10/16 01:37	
2-Butanone (MEK)	ug/L	ND	10.0	0.59	05/10/16 01:37	
2-Hexanone	ug/L	ND	10.0	1.2	05/10/16 01:37	
4-Methyl-2-pentanone (MIBK)	ug/L	ND	10.0	0.42	05/10/16 01:37	
Acetone	ug/L	ND	10.0	1.9	05/10/16 01:37	
Benzene	ug/L	ND	1.0	0.060	05/10/16 01:37	
Bromodichloromethane	ug/L	ND	1.0	0.19	05/10/16 01:37	
Bromoform	ug/L	ND	1.0	0.070	05/10/16 01:37	
Bromomethane	ug/L	ND	5.0	0.16	05/10/16 01:37	
Carbon disulfide	ug/L	ND	5.0	0.12	05/10/16 01:37	
Carbon tetrachloride	ug/L	ND	1.0	0.18	05/10/16 01:37	
Chlorobenzene	ug/L	ND	1.0	0.21	05/10/16 01:37	
Chloroethane	ug/L	ND	1.0	0.15	05/10/16 01:37	
Chloroform	ug/L	ND	1.0	0.14	05/10/16 01:37	
Chloromethane	ug/L	ND	1.0	0.080	05/10/16 01:37	
cis-1,2-Dichloroethene	ug/L	ND	1.0	0.080	05/10/16 01:37	
cis-1,3-Dichloropropene	ug/L	ND	1.0	0.14	05/10/16 01:37	
Dibromochloromethane	ug/L	ND	1.0	0.21	05/10/16 01:37	
Ethylbenzene	ug/L	ND	1.0	0.18	05/10/16 01:37	
Methylene chloride	ug/L	ND	1.0	0.15	05/10/16 01:37	
Styrene	ug/L	ND	1.0	0.12	05/10/16 01:37	
Tetrachloroethene	ug/L	ND	1.0	0.10	05/10/16 01:37	
Toluene	ug/L	ND	1.0	0.17	05/10/16 01:37	
trans-1,2-Dichloroethene	ug/L	ND	1.0	0.20	05/10/16 01:37	
trans-1,3-Dichloropropene	ug/L	ND	1.0	0.12	05/10/16 01:37	
Trichloroethene	ug/L	ND	1.0	0.17	05/10/16 01:37	
Vinyl chloride	ug/L	ND	1.0	0.13	05/10/16 01:37	
Xylene (Total)	ug/L	ND	3.0	0.42	05/10/16 01:37	
1,2-Dichloroethane-d4 (S)	%	98	81-127		05/10/16 01:37	
4-Bromofluorobenzene (S)	%	99	77-130		05/10/16 01:37	
Toluene-d8 (S)	%	99	80-120		05/10/16 01:37	

Results presented on this page are in the units indicated by the "Units" column except where an alternate unit is presented to the right of the result.

REPORT OF LABORATORY ANALYSIS

This report shall not be reproduced, except in full,
without the written consent of Pace Analytical Services, Inc..

Pace Analytical Services, Inc.
9608 Loiret Blvd.
Lenexa, KS 66219
(913)599-5665

QUALITY CONTROL DATA

Project: FORT SMITH, AR
Pace Project No.: 60218288

LABORATORY CONTROL SAMPLE: 1754799

Parameter	Units	Spike Conc.	LCS Result	LCS % Rec	% Rec Limits	Qualifiers
1,1,1-Trichloroethane	ug/L	20	18.9	94	81-116	
1,1,2,2-Tetrachloroethane	ug/L	20	18.1	90	72-117	
1,1,2-Trichloroethane	ug/L	20	18.0	90	79-108	
1,1-Dichloroethane	ug/L	20	19.6	98	83-117	
1,1-Dichloroethene	ug/L	20	18.8	94	74-114	
1,2-Dichloroethane	ug/L	20	18.5	92	72-116	
1,2-Dichloropropane	ug/L	20	19.9	100	80-120	
2-Butanone (MEK)	ug/L	100	89.3	89	67-129	
2-Hexanone	ug/L	100	91.0	91	70-128	
4-Methyl-2-pentanone (MIBK)	ug/L	100	99.4	99	80-120	
Acetone	ug/L	100	96.9	97	56-142	
Benzene	ug/L	20	20.3	101	79-116	
Bromodichloromethane	ug/L	20	19.3	97	80-120	
Bromoform	ug/L	20	17.5	87	73-114	
Bromomethane	ug/L	20	19.3	97	49-153	
Carbon disulfide	ug/L	20	19.2	96	82-121	
Carbon tetrachloride	ug/L	20	19.1	95	80-116	
Chlorobenzene	ug/L	20	19.2	96	80-120	
Chloroethane	ug/L	20	19.0	95	67-124	
Chloroform	ug/L	20	19.3	97	79-120	
Chloromethane	ug/L	20	26.8	134	10-192	
cis-1,2-Dichloroethene	ug/L	20	18.6	93	80-120	
cis-1,3-Dichloropropene	ug/L	20	18.2	91	80-120	
Dibromochloromethane	ug/L	20	18.6	93	80-120	
Ethylbenzene	ug/L	20	19.6	98	80-120	
Methylene chloride	ug/L	20	21.1	105	80-120	
Styrene	ug/L	20	19.4	97	80-120	
Tetrachloroethene	ug/L	20	18.8	94	80-120	
Toluene	ug/L	20	19.4	97	80-120	
trans-1,2-Dichloroethene	ug/L	20	17.9	90	78-108	
trans-1,3-Dichloropropene	ug/L	20	18.9	95	85-120	
Trichloroethene	ug/L	20	19.9	100	76-114	
Vinyl chloride	ug/L	20	19.4	97	69-129	
Xylene (Total)	ug/L	60	58.5	98	80-120	
1,2-Dichloroethane-d4 (S)	%			97	81-127	
4-Bromofluorobenzene (S)	%			98	77-130	
Toluene-d8 (S)	%			98	80-120	

Results presented on this page are in the units indicated by the "Units" column except where an alternate unit is presented to the right of the result.

REPORT OF LABORATORY ANALYSIS

This report shall not be reproduced, except in full,
without the written consent of Pace Analytical Services, Inc..

Pace Analytical Services, Inc.
9608 Loiret Blvd.
Lenexa, KS 66219
(913)599-5665

QUALITY CONTROL DATA

Project: FORT SMITH, AR
Pace Project No.: 60218288

QC Batch: MSV/75668
QC Batch Method: EPA 5030B/8260
Analysis Method: EPA 5030B/8260
Analysis Description: 8260 MSV Water 10 mL Purge
Associated Lab Samples: 60218288024, 60218288025

METHOD BLANK: 1754870
Matrix: Water
Associated Lab Samples: 60218288024, 60218288025

Parameter	Units	Blank Result	Reporting Limit	MDL	Analyzed	Qualifiers
1,1,1-Trichloroethane	ug/L	ND	1.0	0.11	05/10/16 08:16	
1,1,2,2-Tetrachloroethane	ug/L	ND	1.0	0.15	05/10/16 08:16	
1,1,2-Trichloroethane	ug/L	ND	1.0	0.20	05/10/16 08:16	
1,1-Dichloroethane	ug/L	ND	1.0	0.050	05/10/16 08:16	
1,1-Dichloroethene	ug/L	ND	1.0	0.20	05/10/16 08:16	
1,2-Dichloroethane	ug/L	ND	1.0	0.12	05/10/16 08:16	
1,2-Dichloropropane	ug/L	ND	1.0	0.16	05/10/16 08:16	
2-Butanone (MEK)	ug/L	ND	10.0	0.59	05/10/16 08:16	
2-Hexanone	ug/L	ND	10.0	1.2	05/10/16 08:16	
4-Methyl-2-pentanone (MIBK)	ug/L	ND	10.0	0.42	05/10/16 08:16	
Acetone	ug/L	ND	10.0	1.9	05/10/16 08:16	
Benzene	ug/L	ND	1.0	0.060	05/10/16 08:16	
Bromodichloromethane	ug/L	ND	1.0	0.19	05/10/16 08:16	
Bromoform	ug/L	ND	1.0	0.070	05/10/16 08:16	
Bromomethane	ug/L	ND	5.0	0.16	05/10/16 08:16	
Carbon disulfide	ug/L	ND	5.0	0.12	05/10/16 08:16	
Carbon tetrachloride	ug/L	ND	1.0	0.18	05/10/16 08:16	
Chlorobenzene	ug/L	ND	1.0	0.21	05/10/16 08:16	
Chloroethane	ug/L	ND	1.0	0.15	05/10/16 08:16	
Chloroform	ug/L	ND	1.0	0.14	05/10/16 08:16	
Chloromethane	ug/L	ND	1.0	0.080	05/10/16 08:16	
cis-1,2-Dichloroethene	ug/L	ND	1.0	0.080	05/10/16 08:16	
cis-1,3-Dichloropropene	ug/L	ND	1.0	0.14	05/10/16 08:16	
Dibromochloromethane	ug/L	ND	1.0	0.21	05/10/16 08:16	
Ethylbenzene	ug/L	ND	1.0	0.18	05/10/16 08:16	
Methylene chloride	ug/L	ND	1.0	0.15	05/10/16 08:16	
Styrene	ug/L	ND	1.0	0.12	05/10/16 08:16	
Tetrachloroethene	ug/L	ND	1.0	0.10	05/10/16 08:16	
Toluene	ug/L	ND	1.0	0.17	05/10/16 08:16	
trans-1,2-Dichloroethene	ug/L	ND	1.0	0.20	05/10/16 08:16	
trans-1,3-Dichloropropene	ug/L	ND	1.0	0.12	05/10/16 08:16	
Trichloroethene	ug/L	ND	1.0	0.17	05/10/16 08:16	
Vinyl chloride	ug/L	ND	1.0	0.13	05/10/16 08:16	
Xylene (Total)	ug/L	ND	3.0	0.42	05/10/16 08:16	
1,2-Dichloroethane-d4 (S)	%	105	81-127		05/10/16 08:16	
4-Bromofluorobenzene (S)	%	97	77-130		05/10/16 08:16	
Toluene-d8 (S)	%	99	80-120		05/10/16 08:16	

Results presented on this page are in the units indicated by the "Units" column except where an alternate unit is presented to the right of the result.

REPORT OF LABORATORY ANALYSIS

This report shall not be reproduced, except in full,
without the written consent of Pace Analytical Services, Inc..

Pace Analytical Services, Inc.
9608 Loiret Blvd.
Lenexa, KS 66219
(913)599-5665

QUALITY CONTROL DATA

Project: FORT SMITH, AR
Pace Project No.: 60218288

LABORATORY CONTROL SAMPLE: 1754871

Parameter	Units	Spike Conc.	LCS Result	LCS % Rec	% Rec Limits	Qualifiers
1,1,1-Trichloroethane	ug/L	20	19.3	97	81-116	
1,1,2,2-Tetrachloroethane	ug/L	20	18.1	90	72-117	
1,1,2-Trichloroethane	ug/L	20	18.6	93	79-108	
1,1-Dichloroethane	ug/L	20	19.1	95	83-117	
1,1-Dichloroethene	ug/L	20	19.6	98	74-114	
1,2-Dichloroethane	ug/L	20	19.1	96	72-116	
1,2-Dichloropropane	ug/L	20	19.6	98	80-120	
2-Butanone (MEK)	ug/L	100	93.1	93	67-129	
2-Hexanone	ug/L	100	94.4	94	70-128	
4-Methyl-2-pentanone (MIBK)	ug/L	100	97.6	98	80-120	
Acetone	ug/L	100	101	101	56-142	
Benzene	ug/L	20	20.1	101	79-116	
Bromodichloromethane	ug/L	20	19.0	95	80-120	
Bromoform	ug/L	20	18.8	94	73-114	
Bromomethane	ug/L	20	22.1	111	49-153	
Carbon disulfide	ug/L	20	19.4	97	82-121	
Carbon tetrachloride	ug/L	20	18.6	93	80-116	
Chlorobenzene	ug/L	20	19.5	97	80-120	
Chloroethane	ug/L	20	19.5	97	67-124	
Chloroform	ug/L	20	19.5	98	79-120	
Chloromethane	ug/L	20	25.2	126	10-192	
cis-1,2-Dichloroethene	ug/L	20	18.7	93	80-120	
cis-1,3-Dichloropropene	ug/L	20	18.9	95	80-120	
Dibromochloromethane	ug/L	20	19.0	95	80-120	
Ethylbenzene	ug/L	20	19.3	96	80-120	
Methylene chloride	ug/L	20	20.2	101	80-120	
Styrene	ug/L	20	19.9	100	80-120	
Tetrachloroethene	ug/L	20	19.0	95	80-120	
Toluene	ug/L	20	19.5	97	80-120	
trans-1,2-Dichloroethene	ug/L	20	18.2	91	78-108	
trans-1,3-Dichloropropene	ug/L	20	19.1	96	85-120	
Trichloroethene	ug/L	20	19.0	95	76-114	
Vinyl chloride	ug/L	20	19.0	95	69-129	
Xylene (Total)	ug/L	60	59.4	99	80-120	
1,2-Dichloroethane-d4 (S)	%			96	81-127	
4-Bromofluorobenzene (S)	%			98	77-130	
Toluene-d8 (S)	%			99	80-120	

Results presented on this page are in the units indicated by the "Units" column except where an alternate unit is presented to the right of the result.

REPORT OF LABORATORY ANALYSIS

This report shall not be reproduced, except in full,
without the written consent of Pace Analytical Services, Inc..

Pace Analytical Services, Inc.
9608 Loiret Blvd.
Lenexa, KS 66219
(913)599-5665

QUALITY CONTROL DATA

Project: FORT SMITH, AR
Pace Project No.: 60218288

QC Batch: MSV/75701 Analysis Method: EPA 5030B/8260
QC Batch Method: EPA 5030B/8260 Analysis Description: 8260 MSV Water 10 mL Purge
Associated Lab Samples: 60218288011, 60218288021, 60218288023

METHOD BLANK: 1755748 Matrix: Water
Associated Lab Samples: 60218288011, 60218288021, 60218288023

Parameter	Units	Blank Result	Reporting Limit	MDL	Analyzed	Qualifiers
1,1,1-Trichloroethane	ug/L	ND	1.0	0.11	05/11/16 08:14	
1,1,2,2-Tetrachloroethane	ug/L	ND	1.0	0.15	05/11/16 08:14	
1,1,2-Trichloroethane	ug/L	ND	1.0	0.20	05/11/16 08:14	
1,1-Dichloroethane	ug/L	ND	1.0	0.050	05/11/16 08:14	
1,1-Dichloroethene	ug/L	ND	1.0	0.20	05/11/16 08:14	
1,2-Dichloroethane	ug/L	ND	1.0	0.12	05/11/16 08:14	
1,2-Dichloropropane	ug/L	ND	1.0	0.16	05/11/16 08:14	
2-Butanone (MEK)	ug/L	ND	10.0	0.59	05/11/16 08:14	
2-Hexanone	ug/L	ND	10.0	1.2	05/11/16 08:14	
4-Methyl-2-pentanone (MIBK)	ug/L	ND	10.0	0.42	05/11/16 08:14	
Acetone	ug/L	ND	10.0	1.9	05/11/16 08:14	
Benzene	ug/L	ND	1.0	0.060	05/11/16 08:14	
Bromodichloromethane	ug/L	ND	1.0	0.19	05/11/16 08:14	
Bromoform	ug/L	ND	1.0	0.070	05/11/16 08:14	
Bromomethane	ug/L	ND	5.0	0.16	05/11/16 08:14	
Carbon disulfide	ug/L	ND	5.0	0.12	05/11/16 08:14	
Carbon tetrachloride	ug/L	ND	1.0	0.18	05/11/16 08:14	
Chlorobenzene	ug/L	ND	1.0	0.21	05/11/16 08:14	
Chloroethane	ug/L	ND	1.0	0.15	05/11/16 08:14	
Chloroform	ug/L	ND	1.0	0.14	05/11/16 08:14	
Chloromethane	ug/L	ND	1.0	0.080	05/11/16 08:14	
cis-1,2-Dichloroethene	ug/L	ND	1.0	0.080	05/11/16 08:14	
cis-1,3-Dichloropropene	ug/L	ND	1.0	0.14	05/11/16 08:14	
Dibromochloromethane	ug/L	ND	1.0	0.21	05/11/16 08:14	
Ethylbenzene	ug/L	ND	1.0	0.18	05/11/16 08:14	
Methylene chloride	ug/L	ND	1.0	0.15	05/11/16 08:14	
Styrene	ug/L	ND	1.0	0.12	05/11/16 08:14	
Tetrachloroethene	ug/L	ND	1.0	0.10	05/11/16 08:14	
Toluene	ug/L	ND	1.0	0.17	05/11/16 08:14	
trans-1,2-Dichloroethene	ug/L	ND	1.0	0.20	05/11/16 08:14	
trans-1,3-Dichloropropene	ug/L	ND	1.0	0.12	05/11/16 08:14	
Trichloroethene	ug/L	ND	1.0	0.17	05/11/16 08:14	
Vinyl chloride	ug/L	ND	1.0	0.13	05/11/16 08:14	
Xylene (Total)	ug/L	ND	3.0	0.42	05/11/16 08:14	
1,2-Dichloroethane-d4 (S)	%	104	81-127		05/11/16 08:14	
4-Bromofluorobenzene (S)	%	101	77-130		05/11/16 08:14	
Toluene-d8 (S)	%	103	80-120		05/11/16 08:14	

Results presented on this page are in the units indicated by the "Units" column except where an alternate unit is presented to the right of the result.

REPORT OF LABORATORY ANALYSIS

This report shall not be reproduced, except in full,
without the written consent of Pace Analytical Services, Inc..

Pace Analytical Services, Inc.
9608 Loiret Blvd.
Lenexa, KS 66219
(913)599-5665

QUALITY CONTROL DATA

Project: FORT SMITH, AR
Pace Project No.: 60218288

LABORATORY CONTROL SAMPLE: 1755749

Parameter	Units	Spike Conc.	LCS Result	LCS % Rec	% Rec Limits	Qualifiers
1,1,1-Trichloroethane	ug/L	20	18.2	91	81-116	
1,1,2,2-Tetrachloroethane	ug/L	20	21.1	106	72-117	
1,1,2-Trichloroethane	ug/L	20	18.3	91	79-108	
1,1-Dichloroethane	ug/L	20	18.9	95	83-117	
1,1-Dichloroethene	ug/L	20	17.7	88	74-114	
1,2-Dichloroethane	ug/L	20	19.2	96	72-116	
1,2-Dichloropropane	ug/L	20	18.9	94	80-120	
2-Butanone (MEK)	ug/L	100	99.6	100	67-129	
2-Hexanone	ug/L	100	98.7	99	70-128	
4-Methyl-2-pentanone (MIBK)	ug/L	100	97.9	98	80-120	
Acetone	ug/L	100	104	104	56-142	
Benzene	ug/L	20	18.4	92	79-116	
Bromodichloromethane	ug/L	20	18.6	93	80-120	
Bromoform	ug/L	20	19.0	95	73-114	
Bromomethane	ug/L	20	21.6	108	49-153	
Carbon disulfide	ug/L	20	17.8	89	82-121	
Carbon tetrachloride	ug/L	20	17.5	87	80-116	
Chlorobenzene	ug/L	20	19.2	96	80-120	
Chloroethane	ug/L	20	17.6	88	67-124	
Chloroform	ug/L	20	18.5	93	79-120	
Chloromethane	ug/L	20	13.1	65	10-192	
cis-1,2-Dichloroethene	ug/L	20	18.7	94	80-120	
cis-1,3-Dichloropropene	ug/L	20	18.5	92	80-120	
Dibromochloromethane	ug/L	20	18.3	91	80-120	
Ethylbenzene	ug/L	20	19.1	96	80-120	
Methylene chloride	ug/L	20	19.2	96	80-120	
Styrene	ug/L	20	19.7	98	80-120	
Tetrachloroethene	ug/L	20	18.5	93	80-120	
Toluene	ug/L	20	19.1	96	80-120	
trans-1,2-Dichloroethene	ug/L	20	17.9	89	78-108	
trans-1,3-Dichloropropene	ug/L	20	19.7	98	85-120	
Trichloroethene	ug/L	20	18.0	90	76-114	
Vinyl chloride	ug/L	20	16.8	84	69-129	
Xylene (Total)	ug/L	60	56.9	95	80-120	
1,2-Dichloroethane-d4 (S)	%			103	81-127	
4-Bromofluorobenzene (S)	%			100	77-130	
Toluene-d8 (S)	%			102	80-120	

Results presented on this page are in the units indicated by the "Units" column except where an alternate unit is presented to the right of the result.

REPORT OF LABORATORY ANALYSIS

This report shall not be reproduced, except in full,
without the written consent of Pace Analytical Services, Inc..

Pace Analytical Services, Inc.
9608 Loiret Blvd.
Lenexa, KS 66219
(913)599-5665

QUALITY CONTROL DATA

Project: FORT SMITH, AR
Pace Project No.: 60218288

QC Batch: MSV/75745
QC Batch Method: EPA 5030B/8260
Analysis Method: EPA 5030B/8260
Analysis Description: 8260 MSV Water 10 mL Purge
Associated Lab Samples: 60218288011

METHOD BLANK: 1756989 Matrix: Water
Associated Lab Samples: 60218288011

Parameter	Units	Blank Result	Reporting Limit	MDL	Analyzed	Qualifiers
Trichloroethene	ug/L	0.30J	1.0	0.17	05/12/16 14:59	
1,2-Dichloroethane-d4 (S)	%	108	81-127		05/12/16 14:59	
4-Bromofluorobenzene (S)	%	100	77-130		05/12/16 14:59	
Toluene-d8 (S)	%	104	80-120		05/12/16 14:59	

LABORATORY CONTROL SAMPLE: 1756990

Parameter	Units	Spike Conc.	LCS Result	LCS % Rec	% Rec Limits	Qualifiers
Trichloroethene	ug/L	20	18.9	94	76-114	
1,2-Dichloroethane-d4 (S)	%			103	81-127	
4-Bromofluorobenzene (S)	%			99	77-130	
Toluene-d8 (S)	%			102	80-120	

Results presented on this page are in the units indicated by the "Units" column except where an alternate unit is presented to the right of the result.

REPORT OF LABORATORY ANALYSIS

This report shall not be reproduced, except in full,
without the written consent of Pace Analytical Services, Inc..

Pace Analytical Services, Inc.
9608 Loiret Blvd.
Lenexa, KS 66219
(913)599-5665

QUALITY CONTROL DATA

Project: FORT SMITH, AR
Pace Project No.: 60218288

QC Batch: MSV/75619
QC Batch Method: EPA 5030B/8260
Analysis Method: EPA 5030B/8260
Analysis Description: 8260 MSV Water 7 day
Associated Lab Samples: 60218288026

METHOD BLANK: 1752961
Matrix: Water
Associated Lab Samples: 60218288026

Parameter	Units	Blank Result	Reporting Limit	MDL	Analyzed	Qualifiers
1,1,1-Trichloroethane	ug/L	ND	1.0	0.11	05/06/16 08:33	
1,1,2,2-Tetrachloroethane	ug/L	ND	1.0	0.15	05/06/16 08:33	
1,1,2-Trichloroethane	ug/L	ND	1.0	0.20	05/06/16 08:33	
1,1-Dichloroethane	ug/L	ND	1.0	0.050	05/06/16 08:33	
1,1-Dichloroethene	ug/L	ND	1.0	0.20	05/06/16 08:33	
1,2-Dichloroethane	ug/L	ND	1.0	0.12	05/06/16 08:33	
1,2-Dichloropropane	ug/L	ND	1.0	0.16	05/06/16 08:33	
2-Butanone (MEK)	ug/L	ND	10.0	0.59	05/06/16 08:33	
2-Hexanone	ug/L	ND	10.0	1.2	05/06/16 08:33	
4-Methyl-2-pentanone (MIBK)	ug/L	ND	10.0	0.42	05/06/16 08:33	
Acetone	ug/L	ND	10.0	1.9	05/06/16 08:33	
Benzene	ug/L	ND	1.0	0.060	05/06/16 08:33	
Bromodichloromethane	ug/L	ND	1.0	0.19	05/06/16 08:33	
Bromoform	ug/L	ND	1.0	0.070	05/06/16 08:33	
Bromomethane	ug/L	ND	5.0	0.16	05/06/16 08:33	
Carbon disulfide	ug/L	ND	5.0	0.12	05/06/16 08:33	
Carbon tetrachloride	ug/L	ND	1.0	0.18	05/06/16 08:33	
Chlorobenzene	ug/L	ND	1.0	0.21	05/06/16 08:33	
Chloroethane	ug/L	ND	1.0	0.15	05/06/16 08:33	
Chloroform	ug/L	ND	1.0	0.14	05/06/16 08:33	
Chloromethane	ug/L	ND	1.0	0.080	05/06/16 08:33	
cis-1,2-Dichloroethene	ug/L	ND	1.0	0.080	05/06/16 08:33	
cis-1,3-Dichloropropene	ug/L	ND	1.0	0.14	05/06/16 08:33	
Dibromochloromethane	ug/L	ND	1.0	0.21	05/06/16 08:33	
Ethylbenzene	ug/L	ND	1.0	0.18	05/06/16 08:33	
Methylene chloride	ug/L	ND	1.0	0.15	05/06/16 08:33	
Styrene	ug/L	ND	1.0	0.12	05/06/16 08:33	
Tetrachloroethene	ug/L	ND	1.0	0.10	05/06/16 08:33	
Toluene	ug/L	ND	1.0	0.17	05/06/16 08:33	
trans-1,2-Dichloroethene	ug/L	ND	1.0	0.20	05/06/16 08:33	
trans-1,3-Dichloropropene	ug/L	ND	1.0	0.12	05/06/16 08:33	
Trichloroethene	ug/L	ND	1.0	0.17	05/06/16 08:33	
Vinyl chloride	ug/L	ND	1.0	0.13	05/06/16 08:33	
Xylene (Total)	ug/L	ND	3.0	0.42	05/06/16 08:33	
1,2-Dichloroethane-d4 (S)	%	110	81-127		05/06/16 08:33	
4-Bromofluorobenzene (S)	%	105	77-130		05/06/16 08:33	
Toluene-d8 (S)	%	98	80-120		05/06/16 08:33	

Results presented on this page are in the units indicated by the "Units" column except where an alternate unit is presented to the right of the result.

REPORT OF LABORATORY ANALYSIS

This report shall not be reproduced, except in full,
without the written consent of Pace Analytical Services, Inc..

Pace Analytical Services, Inc.
9608 Loiret Blvd.
Lenexa, KS 66219
(913)599-5665

QUALITY CONTROL DATA

Project: FORT SMITH, AR
Pace Project No.: 60218288

LABORATORY CONTROL SAMPLE: 1752962

Parameter	Units	Spike Conc.	LCS Result	LCS % Rec	% Rec Limits	Qualifiers
1,1,1-Trichloroethane	ug/L	20	21.2	106	81-116	
1,1,2,2-Tetrachloroethane	ug/L	20	21.2	106	72-117	
1,1,2-Trichloroethane	ug/L	20	20.9	104	79-108	
1,1-Dichloroethane	ug/L	20	20.7	103	83-117	
1,1-Dichloroethene	ug/L	20	19.8	99	74-114	
1,2-Dichloroethane	ug/L	20	20.5	103	72-116	
1,2-Dichloropropane	ug/L	20	20.7	104	80-120	
2-Butanone (MEK)	ug/L	100	99.9	100	67-129	
2-Hexanone	ug/L	100	98.0	98	70-128	
4-Methyl-2-pentanone (MIBK)	ug/L	100	105	105	80-120	
Acetone	ug/L	100	101	101	56-142	
Benzene	ug/L	20	21.8	109	79-116	
Bromodichloromethane	ug/L	20	20.5	102	80-120	
Bromoform	ug/L	20	19.9	99	73-114	
Bromomethane	ug/L	20	19.7	98	49-153	
Carbon disulfide	ug/L	20	21.5	108	82-121	
Carbon tetrachloride	ug/L	20	21.5	108	80-116	
Chlorobenzene	ug/L	20	21.0	105	80-120	
Chloroethane	ug/L	20	22.0	110	67-124	
Chloroform	ug/L	20	20.1	101	79-120	
Chloromethane	ug/L	20	20.1	101	10-192	
cis-1,2-Dichloroethene	ug/L	20	20.7	104	80-120	
cis-1,3-Dichloropropene	ug/L	20	21.2	106	80-120	
Dibromochloromethane	ug/L	20	20.9	105	80-120	
Ethylbenzene	ug/L	20	21.1	105	80-120	
Methylene chloride	ug/L	20	20.1	101	80-120	
Styrene	ug/L	20	21.6	108	80-120	
Tetrachloroethene	ug/L	20	21.7	109	80-120	
Toluene	ug/L	20	21.7	108	80-120	
trans-1,2-Dichloroethene	ug/L	20	20.7	104	78-108	
trans-1,3-Dichloropropene	ug/L	20	21.9	110	85-120	
Trichloroethene	ug/L	20	19.9	99	76-114	
Vinyl chloride	ug/L	20	21.2	106	69-129	
Xylene (Total)	ug/L	60	64.5	108	80-120	
1,2-Dichloroethane-d4 (S)	%			100	81-127	
4-Bromofluorobenzene (S)	%			101	77-130	
Toluene-d8 (S)	%			100	80-120	

Results presented on this page are in the units indicated by the "Units" column except where an alternate unit is presented to the right of the result.

REPORT OF LABORATORY ANALYSIS

This report shall not be reproduced, except in full,
without the written consent of Pace Analytical Services, Inc..

Pace Analytical Services, Inc.
9608 Loiret Blvd.
Lenexa, KS 66219
(913)599-5665

QUALITY CONTROL DATA

Project: FORT SMITH, AR
Pace Project No.: 60218288

QC Batch: WET/61628 Analysis Method: SM 2320B
QC Batch Method: SM 2320B Analysis Description: 2320B Alkalinity
Associated Lab Samples: 60218288001, 60218288002, 60218288003, 60218288004, 60218288005, 60218288006, 60218288007

METHOD BLANK: 1752540 Matrix: Water
Associated Lab Samples: 60218288001, 60218288002, 60218288003, 60218288004, 60218288005, 60218288006, 60218288007

Parameter	Units	Blank Result	Reporting Limit	MDL	Analyzed	Qualifiers
Alkalinity, Carbonate (CaCO3)	mg/L	ND	20.0	2.0	05/06/16 11:22	
Alkalinity, Total as CaCO3	mg/L	ND	20.0	2.0	05/06/16 11:22	
Alkalinity,Bicarbonate (CaCO3)	mg/L	ND	20.0	2.0	05/06/16 11:22	

LABORATORY CONTROL SAMPLE: 1752541

Parameter	Units	Spike Conc.	LCS Result	LCS % Rec	% Rec Limits	Qualifiers
Alkalinity, Total as CaCO3	mg/L	500	462	92	90-110	

SAMPLE DUPLICATE: 1752542

Parameter	Units	60218184010 Result	Dup Result	RPD	Max RPD	Qualifiers
Alkalinity, Carbonate (CaCO3)	mg/L	ND	ND		10	
Alkalinity, Total as CaCO3	mg/L	51.1	53.0	4	10	
Alkalinity,Bicarbonate (CaCO3)	mg/L	51.1	53.0	4	10	

SAMPLE DUPLICATE: 1752543

Parameter	Units	60218184012 Result	Dup Result	RPD	Max RPD	Qualifiers
Alkalinity, Carbonate (CaCO3)	mg/L	ND	ND		10	
Alkalinity, Total as CaCO3	mg/L	53.2	55.4	4	10	
Alkalinity,Bicarbonate (CaCO3)	mg/L	53.2	55.4	4	10	

Results presented on this page are in the units indicated by the "Units" column except where an alternate unit is presented to the right of the result.

REPORT OF LABORATORY ANALYSIS

This report shall not be reproduced, except in full,
without the written consent of Pace Analytical Services, Inc..

Pace Analytical Services, Inc.
9608 Loiret Blvd.
Lenexa, KS 66219
(913)599-5665

QUALITY CONTROL DATA

Project: FORT SMITH, AR
Pace Project No.: 60218288

QC Batch: WET/61678 Analysis Method: SM 2320B
QC Batch Method: SM 2320B Analysis Description: 2320B Alkalinity
Associated Lab Samples: 60218288008, 60218288010, 60218288015, 60218288017, 60218288018, 60218288019, 60218288020, 60218288022, 60218288023, 60218288025

METHOD BLANK: 1755010 Matrix: Water
Associated Lab Samples: 60218288008, 60218288010, 60218288015, 60218288017, 60218288018, 60218288019, 60218288020, 60218288022, 60218288023, 60218288025

Parameter	Units	Blank Result	Reporting Limit	MDL	Analyzed	Qualifiers
Alkalinity, Carbonate (CaCO3)	mg/L	ND	20.0	2.0	05/10/16 13:37	
Alkalinity, Total as CaCO3	mg/L	ND	20.0	2.0	05/10/16 13:37	
Alkalinity,Bicarbonate (CaCO3)	mg/L	ND	20.0	2.0	05/10/16 13:37	

LABORATORY CONTROL SAMPLE: 1755011

Parameter	Units	Spike Conc.	LCS Result	LCS % Rec	% Rec Limits	Qualifiers
Alkalinity, Total as CaCO3	mg/L	500	475	95	90-110	

SAMPLE DUPLICATE: 1755012

Parameter	Units	60218511002 Result	Dup Result	RPD	Max RPD	Qualifiers
Alkalinity, Carbonate (CaCO3)	mg/L	ND	ND		10	
Alkalinity, Total as CaCO3	mg/L	ND	13.9J		10	
Alkalinity,Bicarbonate (CaCO3)	mg/L	ND	13.9J		10	

SAMPLE DUPLICATE: 1755013

Parameter	Units	60218511009 Result	Dup Result	RPD	Max RPD	Qualifiers
Alkalinity, Carbonate (CaCO3)	mg/L	ND	ND		10	
Alkalinity, Total as CaCO3	mg/L	73.0	74.2	2	10	
Alkalinity,Bicarbonate (CaCO3)	mg/L	73.0	74.2	2	10	

Results presented on this page are in the units indicated by the "Units" column except where an alternate unit is presented to the right of the result.

REPORT OF LABORATORY ANALYSIS

This report shall not be reproduced, except in full,
without the written consent of Pace Analytical Services, Inc..

Pace Analytical Services, Inc.
9608 Loiret Blvd.
Lenexa, KS 66219
(913)599-5665

QUALITY CONTROL DATA

Project: FORT SMITH, AR
Pace Project No.: 60218288

QC Batch: WET/61742 Analysis Method: SM 2320B
QC Batch Method: SM 2320B Analysis Description: 2320B Alkalinity
Associated Lab Samples: 60218288026

METHOD BLANK: 1757058 Matrix: Water
Associated Lab Samples: 60218288026

Parameter	Units	Blank Result	Reporting Limit	MDL	Analyzed	Qualifiers
Alkalinity, Carbonate (CaCO3)	mg/L	ND	20.0	2.0	05/13/16 11:58	
Alkalinity, Total as CaCO3	mg/L	ND	20.0	2.0	05/13/16 11:58	
Alkalinity,Bicarbonate (CaCO3)	mg/L	ND	20.0	2.0	05/13/16 11:58	

LABORATORY CONTROL SAMPLE: 1757059

Parameter	Units	Spike Conc.	LCS Result	LCS % Rec	% Rec Limits	Qualifiers
Alkalinity, Total as CaCO3	mg/L	500	454	91	90-110	

SAMPLE DUPLICATE: 1757060

Parameter	Units	60218651005 Result	Dup Result	RPD	Max RPD	Qualifiers
Alkalinity, Carbonate (CaCO3)	mg/L	ND	ND		10	
Alkalinity, Total as CaCO3	mg/L	312	332	6	10	
Alkalinity,Bicarbonate (CaCO3)	mg/L	312	332	6	10	

SAMPLE DUPLICATE: 1757061

Parameter	Units	60218651009 Result	Dup Result	RPD	Max RPD	Qualifiers
Alkalinity, Carbonate (CaCO3)	mg/L	ND	152		10	
Alkalinity, Total as CaCO3	mg/L	839	886	6	10	
Alkalinity,Bicarbonate (CaCO3)	mg/L	697	734	5	10	

Results presented on this page are in the units indicated by the "Units" column except where an alternate unit is presented to the right of the result.

REPORT OF LABORATORY ANALYSIS

This report shall not be reproduced, except in full,
without the written consent of Pace Analytical Services, Inc..

Pace Analytical Services, Inc.
9608 Loiret Blvd.
Lenexa, KS 66219
(913)599-5665

QUALITY CONTROL DATA

Project: FORT SMITH, AR
Pace Project No.: 60218288

QC Batch: WET/61613 Analysis Method: SM 4500-S-2 D
QC Batch Method: SM 4500-S-2 D Analysis Description: 4500S2D Sulfide, Total
Associated Lab Samples: 60218288001, 60218288002, 60218288003, 60218288004, 60218288005, 60218288006, 60218288007, 60218288008, 60218288010

METHOD BLANK: 1752003 Matrix: Water
Associated Lab Samples: 60218288001, 60218288002, 60218288003, 60218288004, 60218288005, 60218288006, 60218288007, 60218288008, 60218288010

Parameter	Units	Blank Result	Reporting Limit	MDL	Analyzed	Qualifiers
Sulfide, Total	mg/L	ND	0.050	0.012	05/05/16 14:17	

LABORATORY CONTROL SAMPLE: 1752004

Parameter	Units	Spike Conc.	LCS Result	LCS % Rec	% Rec Limits	Qualifiers
Sulfide, Total	mg/L	.5	0.50	100	80-120	

MATRIX SPIKE & MATRIX SPIKE DUPLICATE: 1752005 1752006

Parameter	Units	60218234001 Result	MS Spike Conc.	MSD Spike Conc.	MS Result	MSD Result	MS % Rec	MSD % Rec	% Rec Limits	RPD	Max RPD	Qual
Sulfide, Total	mg/L	140	50	50	179	180	77	79	75-125	1	20	

SAMPLE DUPLICATE: 1752007

Parameter	Units	60218288001 Result	Dup Result	RPD	Max RPD	Qualifiers
Sulfide, Total	mg/L	ND	ND		20	

SAMPLE DUPLICATE: 1752008

Parameter	Units	60218288010 Result	Dup Result	RPD	Max RPD	Qualifiers
Sulfide, Total	mg/L	ND	ND		20	

Results presented on this page are in the units indicated by the "Units" column except where an alternate unit is presented to the right of the result.

REPORT OF LABORATORY ANALYSIS

This report shall not be reproduced, except in full,
without the written consent of Pace Analytical Services, Inc..

Pace Analytical Services, Inc.
9608 Loiret Blvd.
Lenexa, KS 66219
(913)599-5665

QUALITY CONTROL DATA

Project: FORT SMITH, AR
Pace Project No.: 60218288

QC Batch: WET/61627 Analysis Method: SM 4500-S-2 D
QC Batch Method: SM 4500-S-2 D Analysis Description: 4500S2D Sulfide, Total
Associated Lab Samples: 60218288015, 60218288017, 60218288018, 60218288019, 60218288020, 60218288022, 60218288023, 60218288025

METHOD BLANK: 1752523 Matrix: Water
Associated Lab Samples: 60218288015, 60218288017, 60218288018, 60218288019, 60218288020, 60218288022, 60218288023, 60218288025

Parameter	Units	Blank Result	Reporting Limit	MDL	Analyzed	Qualifiers
Sulfide, Total	mg/L	ND	0.050	0.012	05/06/16 17:32	

LABORATORY CONTROL SAMPLE: 1752524

Parameter	Units	Spike Conc.	LCS Result	LCS % Rec	% Rec Limits	Qualifiers
Sulfide, Total	mg/L	.5	0.50	99	80-120	

MATRIX SPIKE & MATRIX SPIKE DUPLICATE: 1752525 1752526

Parameter	Units	60218344001 Result	MS Spike Conc.	MSD Spike Conc.	MS Result	MSD Result	MS % Rec	MSD % Rec	% Rec Limits	RPD	Max RPD	Qual
Sulfide, Total	mg/L	ND	.5	.5	0.033J	0.041J	7	8	75-125		20	M1

SAMPLE DUPLICATE: 1752527

Parameter	Units	60218288015 Result	Dup Result	RPD	Max RPD	Qualifiers
Sulfide, Total	mg/L	ND	ND		20	

SAMPLE DUPLICATE: 1752528

Parameter	Units	60218298004 Result	Dup Result	RPD	Max RPD	Qualifiers
Sulfide, Total	mg/L	ND	ND		20	

Results presented on this page are in the units indicated by the "Units" column except where an alternate unit is presented to the right of the result.

REPORT OF LABORATORY ANALYSIS

This report shall not be reproduced, except in full,
without the written consent of Pace Analytical Services, Inc..

Pace Analytical Services, Inc.
9608 Loiret Blvd.
Lenexa, KS 66219
(913)599-5665

QUALITY CONTROL DATA

Project: FORT SMITH, AR
Pace Project No.: 60218288

QC Batch: WET/61671
QC Batch Method: SM 4500-S-2 D
Analysis Method: SM 4500-S-2 D
Analysis Description: 4500S2D Sulfide, Total
Associated Lab Samples: 60218288026

METHOD BLANK: 1754787 Matrix: Water
Associated Lab Samples: 60218288026

Parameter	Units	Blank Result	Reporting Limit	MDL	Analyzed	Qualifiers
Sulfide, Total	mg/L	ND	0.050	0.012	05/09/16 13:04	

LABORATORY CONTROL SAMPLE: 1754788

Parameter	Units	Spike Conc.	LCS Result	LCS % Rec	% Rec Limits	Qualifiers
Sulfide, Total	mg/L	.5	0.51	102	80-120	

MATRIX SPIKE & MATRIX SPIKE DUPLICATE: 1754789 1754790

Parameter	Units	60218308004 Result	MS Spike Conc.	MSD Spike Conc.	MS Result	MSD Result	MS % Rec	MSD % Rec	% Rec Limits	RPD	Max RPD	Qual
Sulfide, Total	mg/L	ND	.5	.5	0.59	0.58	118	116	75-125	2	20	

SAMPLE DUPLICATE: 1754791

Parameter	Units	60218308003 Result	Dup Result	RPD	Max RPD	Qualifiers
Sulfide, Total	mg/L	ND	ND		20	

Results presented on this page are in the units indicated by the "Units" column except where an alternate unit is presented to the right of the result.

REPORT OF LABORATORY ANALYSIS

This report shall not be reproduced, except in full,
without the written consent of Pace Analytical Services, Inc..

Pace Analytical Services, Inc.
9608 Loiret Blvd.
Lenexa, KS 66219
(913)599-5665

QUALITY CONTROL DATA

Project: FORT SMITH, AR
Pace Project No.: 60218288

QC Batch: WETA/39333 Analysis Method: EPA 300.0
QC Batch Method: EPA 300.0 Analysis Description: 300.0 IC Anions
Associated Lab Samples: 60218288002, 60218288003, 60218288005, 60218288006, 60218288007, 60218288008

METHOD BLANK: 1753322 Matrix: Water
Associated Lab Samples: 60218288002, 60218288003, 60218288005, 60218288006, 60218288007, 60218288008

Parameter	Units	Blank Result	Reporting Limit	MDL	Analyzed	Qualifiers
Sulfate	mg/L	ND	1.0	0.25	05/06/16 20:54	

LABORATORY CONTROL SAMPLE: 1753323

Parameter	Units	Spike Conc.	LCS Result	LCS % Rec	% Rec Limits	Qualifiers
Sulfate	mg/L	5	4.9	99	90-110	

MATRIX SPIKE SAMPLE: 1753326

Parameter	Units	60218288002 Result	Spike Conc.	MS Result	MS % Rec	% Rec Limits	Qualifiers
Sulfate	mg/L	1.8	5	6.6	97	80-120	

Results presented on this page are in the units indicated by the "Units" column except where an alternate unit is presented to the right of the result.

REPORT OF LABORATORY ANALYSIS

This report shall not be reproduced, except in full,
without the written consent of Pace Analytical Services, Inc..

Pace Analytical Services, Inc.
9608 Loiret Blvd.
Lenexa, KS 66219
(913)599-5665

QUALITY CONTROL DATA

Project: FORT SMITH, AR
Pace Project No.: 60218288

QC Batch: WETA/39341 Analysis Method: EPA 300.0
QC Batch Method: EPA 300.0 Analysis Description: 300.0 IC Anions
Associated Lab Samples: 60218288001, 60218288002, 60218288003, 60218288004, 60218288005, 60218288006, 60218288007, 60218288008, 60218288010, 60218288015, 60218288017, 60218288018, 60218288020, 60218288022, 60218288023, 60218288025

METHOD BLANK: 1753904 Matrix: Water
Associated Lab Samples: 60218288001, 60218288002, 60218288003, 60218288004, 60218288005, 60218288006, 60218288007, 60218288008, 60218288010, 60218288015, 60218288017, 60218288018, 60218288020, 60218288022, 60218288023, 60218288025

Parameter	Units	Blank Result	Reporting Limit	MDL	Analyzed	Qualifiers
Chloride	mg/L	ND	1.0	0.50	05/07/16 14:05	
Sulfate	mg/L	ND	1.0	0.25	05/07/16 14:05	

LABORATORY CONTROL SAMPLE: 1753905

Parameter	Units	Spike Conc.	LCS Result	LCS % Rec	% Rec Limits	Qualifiers
Chloride	mg/L	5	4.7	94	90-110	
Sulfate	mg/L	5	4.9	97	90-110	

MATRIX SPIKE & MATRIX SPIKE DUPLICATE: 1753906 1753907

Parameter	Units	60218288001 Result	MS Spike Conc.	MSD Spike Conc.	MS Result	MSD Result	MS % Rec	MSD % Rec	% Rec Limits	RPD	Max RPD	Qual
Chloride	mg/L	107	50	50	160	158	106	103	80-120	1	15	
Sulfate	mg/L	69.2	50	50	119	118	99	98	80-120	1	15	

MATRIX SPIKE SAMPLE: 1753908

Parameter	Units	60218288002 Result	Spike Conc.	MS Result	MS % Rec	% Rec Limits	Qualifiers
Chloride	mg/L	258	100	378	120	80-120	
Sulfate	mg/L	1.8		97.0			

Results presented on this page are in the units indicated by the "Units" column except where an alternate unit is presented to the right of the result.

REPORT OF LABORATORY ANALYSIS

This report shall not be reproduced, except in full,
without the written consent of Pace Analytical Services, Inc..

Pace Analytical Services, Inc.
9608 Loiret Blvd.
Lenexa, KS 66219
(913)599-5665

QUALITY CONTROL DATA

Project: FORT SMITH, AR
Pace Project No.: 60218288

QC Batch: WETA/39344 Analysis Method: EPA 300.0
QC Batch Method: EPA 300.0 Analysis Description: 300.0 IC Anions
Associated Lab Samples: 60218288019

METHOD BLANK: 1754339 Matrix: Water
Associated Lab Samples: 60218288019

Parameter	Units	Blank Result	Reporting Limit	MDL	Analyzed	Qualifiers
Chloride	mg/L	ND	1.0	0.50	05/08/16 09:50	
Sulfate	mg/L	ND	1.0	0.25	05/08/16 09:50	

LABORATORY CONTROL SAMPLE: 1754340

Parameter	Units	Spike Conc.	LCS Result	LCS % Rec	% Rec Limits	Qualifiers
Chloride	mg/L	5	4.6	92	90-110	
Sulfate	mg/L	5	4.8	96	90-110	

MATRIX SPIKE SAMPLE: 1754341

Parameter	Units	60218194001 Result	Spike Conc.	MS Result	MS % Rec	% Rec Limits	Qualifiers
Chloride	mg/L	352	250	604	101	80-120	
Sulfate	mg/L	131	50	185	108	80-120	

MATRIX SPIKE SAMPLE: 1754342

Parameter	Units	60218288019 Result	Spike Conc.	MS Result	MS % Rec	% Rec Limits	Qualifiers
Chloride	mg/L	94.5	100	193	99	80-120	
Sulfate	mg/L	6380	2500	9050	107	80-120	

Results presented on this page are in the units indicated by the "Units" column except where an alternate unit is presented to the right of the result.

REPORT OF LABORATORY ANALYSIS

This report shall not be reproduced, except in full,
without the written consent of Pace Analytical Services, Inc..

Pace Analytical Services, Inc.
9608 Loiret Blvd.
Lenexa, KS 66219
(913)599-5665

QUALITY CONTROL DATA

Project: FORT SMITH, AR
Pace Project No.: 60218288

QC Batch: WETA/39350 Analysis Method: EPA 300.0
QC Batch Method: EPA 300.0 Analysis Description: 300.0 IC Anions
Associated Lab Samples: 60218288026

METHOD BLANK: 1754368 Matrix: Water
Associated Lab Samples: 60218288026

Parameter	Units	Blank Result	Reporting Limit	MDL	Analyzed	Qualifiers
Chloride	mg/L	ND	1.0	0.50	05/10/16 09:03	
Sulfate	mg/L	ND	1.0	0.25	05/10/16 09:03	

LABORATORY CONTROL SAMPLE: 1754369

Parameter	Units	Spike Conc.	LCS Result	LCS % Rec	% Rec Limits	Qualifiers
Chloride	mg/L	5	4.7	94	90-110	
Sulfate	mg/L	5	4.8	96	90-110	

MATRIX SPIKE & MATRIX SPIKE DUPLICATE: 1754370 1754371

Parameter	Units	60218288026 Result	MS Spike Conc.	MSD Spike Conc.	MS Result	MSD Result	MS % Rec	MSD % Rec	% Rec Limits	RPD	Max RPD	Qual
Chloride	mg/L	227	100	100	308	309	81	82	80-120	0	15	
Sulfate	mg/L	1780	1000	1000	2800	2800	102	103	80-120	0	15	

MATRIX SPIKE SAMPLE: 1754373

Parameter	Units	60218387020 Result	Spike Conc.	MS Result	MS % Rec	% Rec Limits	Qualifiers
Chloride	mg/L	105	50	156	102	80-120	
Sulfate	mg/L	20.7	10	30.7	100	80-120	

Results presented on this page are in the units indicated by the "Units" column except where an alternate unit is presented to the right of the result.

REPORT OF LABORATORY ANALYSIS

This report shall not be reproduced, except in full,
without the written consent of Pace Analytical Services, Inc..

Pace Analytical Services, Inc.
9608 Loiret Blvd.
Lenexa, KS 66219
(913)599-5665

QUALITY CONTROL DATA

Project: FORT SMITH, AR
Pace Project No.: 60218288

QC Batch: WETA/39374 Analysis Method: EPA 350.1
QC Batch Method: EPA 350.1 Analysis Description: 350.1 Ammonia
Associated Lab Samples: 60218288001, 60218288002, 60218288003, 60218288004, 60218288005, 60218288006, 60218288007, 60218288008, 60218288010, 60218288015, 60218288017, 60218288018, 60218288019, 60218288020, 60218288022, 60218288023, 60218288025, 60218288026

METHOD BLANK: 1754832 Matrix: Water
Associated Lab Samples: 60218288001, 60218288002, 60218288003, 60218288004, 60218288005, 60218288006, 60218288007, 60218288008, 60218288010, 60218288015, 60218288017, 60218288018, 60218288019, 60218288020, 60218288022, 60218288023, 60218288025, 60218288026

Parameter	Units	Blank Result	Reporting Limit	MDL	Analyzed	Qualifiers
Nitrogen, Ammonia	mg/L	ND	0.10	0.046	05/09/16 17:48	

LABORATORY CONTROL SAMPLE: 1754833

Parameter	Units	Spike Conc.	LCS Result	LCS % Rec	% Rec Limits	Qualifiers
Nitrogen, Ammonia	mg/L	5	5.1	102	90-110	

MATRIX SPIKE SAMPLE: 1754834

Parameter	Units	60218288001 Result	Spike Conc.	MS Result	MS % Rec	% Rec Limits	Qualifiers
Nitrogen, Ammonia	mg/L	ND	5	5.0	100	90-110	

MATRIX SPIKE SAMPLE: 1754836

Parameter	Units	60218294001 Result	Spike Conc.	MS Result	MS % Rec	% Rec Limits	Qualifiers
Nitrogen, Ammonia	mg/L	ND	5	5.2	104	90-110	

SAMPLE DUPLICATE: 1754835

Parameter	Units	60218288002 Result	Dup Result	RPD	Max RPD	Qualifiers
Nitrogen, Ammonia	mg/L	ND	ND		18	

Results presented on this page are in the units indicated by the "Units" column except where an alternate unit is presented to the right of the result.

REPORT OF LABORATORY ANALYSIS

This report shall not be reproduced, except in full,
without the written consent of Pace Analytical Services, Inc..

Pace Analytical Services, Inc.
9608 Loiret Blvd.
Lenexa, KS 66219
(913)599-5665

QUALITY CONTROL DATA

Project: FORT SMITH, AR
Pace Project No.: 60218288

QC Batch: WETA/39308 Analysis Method: EPA 353.2
QC Batch Method: EPA 353.2 Analysis Description: 353.2 Nitrate + Nitrite, Unpres.
Associated Lab Samples: 60218288001, 60218288002, 60218288006

METHOD BLANK: 1751672 Matrix: Water
Associated Lab Samples: 60218288001, 60218288002, 60218288006

Parameter	Units	Blank Result	Reporting Limit	MDL	Analyzed	Qualifiers
Nitrogen, Nitrate	mg/L	ND	0.10	0.012	05/04/16 14:39	
Nitrogen, Nitrite	mg/L	ND	0.10	0.010	05/04/16 14:39	
Nitrogen, NO2 plus NO3	mg/L	ND	0.10	0.012	05/04/16 14:39	

LABORATORY CONTROL SAMPLE: 1751673

Parameter	Units	Spike Conc.	LCS Result	LCS % Rec	% Rec Limits	Qualifiers
Nitrogen, Nitrate	mg/L	1.6	1.5	96	85-115	
Nitrogen, Nitrite	mg/L	.4	0.38	96	90-110	
Nitrogen, NO2 plus NO3	mg/L	2	1.9	96	90-110	

MATRIX SPIKE SAMPLE: 1751674

Parameter	Units	60218184008 Result	Spike Conc.	MS Result	MS % Rec	% Rec Limits	Qualifiers
Nitrogen, Nitrate	mg/L	0.31	1.6	1.9	100	85-115	
Nitrogen, Nitrite	mg/L	ND	.4	0.43	107	90-110	
Nitrogen, NO2 plus NO3	mg/L	0.31	2	2.3	101	90-110	

MATRIX SPIKE SAMPLE: 1751676

Parameter	Units	60218294003 Result	Spike Conc.	MS Result	MS % Rec	% Rec Limits	Qualifiers
Nitrogen, Nitrate	mg/L	0.062J	1.6	1.6	97	85-115	
Nitrogen, Nitrite	mg/L	ND	.4	0.41	102	90-110	
Nitrogen, NO2 plus NO3	mg/L	0.062J	2	2.0	98	90-110	

SAMPLE DUPLICATE: 1751675

Parameter	Units	60218254002 Result	Dup Result	RPD	Max RPD	Qualifiers
Nitrogen, Nitrate	mg/L	<0.10	ND		20	
Nitrogen, Nitrite	mg/L	<0.10	ND		20	
Nitrogen, NO2 plus NO3	mg/L	<0.10	ND		20	

Results presented on this page are in the units indicated by the "Units" column except where an alternate unit is presented to the right of the result.

REPORT OF LABORATORY ANALYSIS

This report shall not be reproduced, except in full,
without the written consent of Pace Analytical Services, Inc..

Pace Analytical Services, Inc.
9608 Loiret Blvd.
Lenexa, KS 66219
(913)599-5665

QUALITY CONTROL DATA

Project: FORT SMITH, AR
Pace Project No.: 60218288

QC Batch: WETA/39314 Analysis Method: EPA 353.2
QC Batch Method: EPA 353.2 Analysis Description: 353.2 Nitrate + Nitrite, Unpres.
Associated Lab Samples: 60218288003, 60218288004, 60218288005, 60218288008, 60218288010, 60218288015, 60218288017, 60218288018, 60218288019, 60218288020, 60218288022, 60218288023

METHOD BLANK: 1751935 Matrix: Water
Associated Lab Samples: 60218288003, 60218288004, 60218288005, 60218288008, 60218288010, 60218288015, 60218288017, 60218288018, 60218288019, 60218288020, 60218288022, 60218288023

Parameter	Units	Blank Result	Reporting Limit	MDL	Analyzed	Qualifiers
Nitrogen, Nitrate	mg/L	ND	0.10	0.012	05/04/16 16:19	
Nitrogen, Nitrite	mg/L	ND	0.10	0.010	05/04/16 16:19	
Nitrogen, NO2 plus NO3	mg/L	ND	0.10	0.012	05/04/16 16:19	

LABORATORY CONTROL SAMPLE: 1751936

Parameter	Units	Spike Conc.	LCS Result	LCS % Rec	% Rec Limits	Qualifiers
Nitrogen, Nitrate	mg/L	1.6	1.6	97	85-115	
Nitrogen, Nitrite	mg/L	.4	0.38	96	90-110	
Nitrogen, NO2 plus NO3	mg/L	2	1.9	97	90-110	

MATRIX SPIKE SAMPLE: 1751937

Parameter	Units	60218288022 Result	Spike Conc.	MS Result	MS % Rec	% Rec Limits	Qualifiers
Nitrogen, Nitrate	mg/L	0.019J	1.6	1.5	93	85-115	
Nitrogen, Nitrite	mg/L	ND	.4	0.37	92	90-110	
Nitrogen, NO2 plus NO3	mg/L	0.019J	2	1.9	93	90-110	

MATRIX SPIKE SAMPLE: 1751939

Parameter	Units	60218288010 Result	Spike Conc.	MS Result	MS % Rec	% Rec Limits	Qualifiers
Nitrogen, Nitrate	mg/L	ND	1.6	1.6	99	85-115	
Nitrogen, Nitrite	mg/L	ND	.4	0.39	96	90-110	
Nitrogen, NO2 plus NO3	mg/L	ND	2	2.0	98	90-110	

SAMPLE DUPLICATE: 1751938

Parameter	Units	60218294002 Result	Dup Result	RPD	Max RPD	Qualifiers
Nitrogen, Nitrate	mg/L	0.54	0.56	2	20	
Nitrogen, Nitrite	mg/L	ND	ND		20	
Nitrogen, NO2 plus NO3	mg/L	0.54	0.56	2	20	

Results presented on this page are in the units indicated by the "Units" column except where an alternate unit is presented to the right of the result.

REPORT OF LABORATORY ANALYSIS

This report shall not be reproduced, except in full,
without the written consent of Pace Analytical Services, Inc..

Pace Analytical Services, Inc.
9608 Loiret Blvd.
Lenexa, KS 66219
(913)599-5665

QUALITY CONTROL DATA

Project: FORT SMITH, AR
Pace Project No.: 60218288

QC Batch: WETA/39318 Analysis Method: EPA 353.2
QC Batch Method: EPA 353.2 Analysis Description: 353.2 Nitrate + Nitrite, Unpres.
Associated Lab Samples: 60218288007, 60218288025, 60218288026

METHOD BLANK: 1752157 Matrix: Water
Associated Lab Samples: 60218288007, 60218288025, 60218288026

Parameter	Units	Blank Result	Reporting Limit	MDL	Analyzed	Qualifiers
Nitrogen, Nitrate	mg/L	ND	0.10	0.012	05/05/16 09:56	
Nitrogen, Nitrite	mg/L	ND	0.10	0.010	05/05/16 09:56	
Nitrogen, NO2 plus NO3	mg/L	ND	0.10	0.012	05/05/16 09:56	

LABORATORY CONTROL SAMPLE: 1752158

Parameter	Units	Spike Conc.	LCS Result	LCS % Rec	% Rec Limits	Qualifiers
Nitrogen, Nitrate	mg/L	1.6	1.7	107	85-115	
Nitrogen, Nitrite	mg/L	.4	0.39	97	90-110	
Nitrogen, NO2 plus NO3	mg/L	2	2.1	105	90-110	

MATRIX SPIKE SAMPLE: 1752372

Parameter	Units	60218365002 Result	Spike Conc.	MS Result	MS % Rec	% Rec Limits	Qualifiers
Nitrogen, Nitrate	mg/L	2.8	1.6	4.2	89	85-115	
Nitrogen, Nitrite	mg/L	ND	.4	0.60	126	90-110	M1
Nitrogen, NO2 plus NO3	mg/L	2.9	2	4.8	97	90-110	

SAMPLE DUPLICATE: 1752160

Parameter	Units	60218288007 Result	Dup Result	RPD	Max RPD	Qualifiers
Nitrogen, Nitrate	mg/L	ND	ND		20	
Nitrogen, Nitrite	mg/L	ND	ND		20	
Nitrogen, NO2 plus NO3	mg/L	ND	ND		20	

Results presented on this page are in the units indicated by the "Units" column except where an alternate unit is presented to the right of the result.

REPORT OF LABORATORY ANALYSIS

This report shall not be reproduced, except in full,
without the written consent of Pace Analytical Services, Inc..

Pace Analytical Services, Inc.
9608 Loiret Blvd.
Lenexa, KS 66219
(913)599-5665

QUALITY CONTROL DATA

Project: FORT SMITH, AR
Pace Project No.: 60218288

QC Batch: WETA/39368 Analysis Method: SM 5310C
QC Batch Method: SM 5310C Analysis Description: 5310C Total Organic Carbon
Associated Lab Samples: 60218288001, 60218288002

METHOD BLANK: 1754461 Matrix: Water
Associated Lab Samples: 60218288001, 60218288002

Parameter	Units	Blank Result	Reporting Limit	MDL	Analyzed	Qualifiers
Total Organic Carbon	mg/L	ND	1.0	0.054	05/09/16 16:46	

LABORATORY CONTROL SAMPLE: 1754462

Parameter	Units	Spike Conc.	LCS Result	LCS % Rec	% Rec Limits	Qualifiers
Total Organic Carbon	mg/L	5	4.5	90	80-120	

MATRIX SPIKE SAMPLE: 1754463

Parameter	Units	60218184006 Result	Spike Conc.	MS Result	MS % Rec	% Rec Limits	Qualifiers
Total Organic Carbon	mg/L	0.72J	5	5.2	89	80-120	

SAMPLE DUPLICATE: 1754464

Parameter	Units	60218184012 Result	Dup Result	RPD	Max RPD	Qualifiers
Total Organic Carbon	mg/L	0.31J	0.32J		25	

Results presented on this page are in the units indicated by the "Units" column except where an alternate unit is presented to the right of the result.

REPORT OF LABORATORY ANALYSIS

This report shall not be reproduced, except in full,
without the written consent of Pace Analytical Services, Inc..

Pace Analytical Services, Inc.
9608 Loiret Blvd.
Lenexa, KS 66219
(913)599-5665

QUALITY CONTROL DATA

Project: FORT SMITH, AR
Pace Project No.: 60218288

QC Batch: WETA/39388 Analysis Method: SM 5310C
QC Batch Method: SM 5310C Analysis Description: 5310C Total Organic Carbon
Associated Lab Samples: 60218288003, 60218288004, 60218288005, 60218288006, 60218288007, 60218288008, 60218288010, 60218288015, 60218288017, 60218288018, 60218288019, 60218288020, 60218288022, 60218288023, 60218288025

METHOD BLANK: 1755250 Matrix: Water
Associated Lab Samples: 60218288003, 60218288004, 60218288005, 60218288006, 60218288007, 60218288008, 60218288010, 60218288015, 60218288017, 60218288018, 60218288019, 60218288020, 60218288022, 60218288023, 60218288025

Parameter	Units	Blank Result	Reporting Limit	MDL	Analyzed	Qualifiers
Total Organic Carbon	mg/L	0.15J	1.0	0.054	05/10/16 09:49	

LABORATORY CONTROL SAMPLE: 1755251

Parameter	Units	Spike Conc.	LCS Result	LCS % Rec	% Rec Limits	Qualifiers
Total Organic Carbon	mg/L	5	4.6	92	80-120	

MATRIX SPIKE SAMPLE: 1755252

Parameter	Units	60218184009 Result	Spike Conc.	MS Result	MS % Rec	% Rec Limits	Qualifiers
Total Organic Carbon	mg/L	0.51J	5	3.7	64	80-120	M1

SAMPLE DUPLICATE: 1755253

Parameter	Units	60218350001 Result	Dup Result	RPD	Max RPD	Qualifiers
Total Organic Carbon	mg/L	8.8	8.5	3	25	

Results presented on this page are in the units indicated by the "Units" column except where an alternate unit is presented to the right of the result.

REPORT OF LABORATORY ANALYSIS

This report shall not be reproduced, except in full,
without the written consent of Pace Analytical Services, Inc..

Pace Analytical Services, Inc.
9608 Loiret Blvd.
Lenexa, KS 66219
(913)599-5665

QUALITY CONTROL DATA

Project: FORT SMITH, AR
Pace Project No.: 60218288

QC Batch: WETA/39414 Analysis Method: SM 5310C
QC Batch Method: SM 5310C Analysis Description: 5310C Total Organic Carbon
Associated Lab Samples: 60218288026

METHOD BLANK: 1756062 Matrix: Water
Associated Lab Samples: 60218288026

Parameter	Units	Blank Result	Reporting Limit	MDL	Analyzed	Qualifiers
Total Organic Carbon	mg/L	ND	1.0	0.054	05/11/16 09:36	

LABORATORY CONTROL SAMPLE: 1756063

Parameter	Units	Spike Conc.	LCS Result	LCS % Rec	% Rec Limits	Qualifiers
Total Organic Carbon	mg/L	5	4.2	84	80-120	

MATRIX SPIKE SAMPLE: 1756064

Parameter	Units	60218294004 Result	Spike Conc.	MS Result	MS % Rec	% Rec Limits	Qualifiers
Total Organic Carbon	mg/L	0.76J	5	5.3	92	80-120	

SAMPLE DUPLICATE: 1756065

Parameter	Units	60218294004 Result	Dup Result	RPD	Max RPD	Qualifiers
Total Organic Carbon	mg/L	0.76J	0.49J		25	

Results presented on this page are in the units indicated by the "Units" column except where an alternate unit is presented to the right of the result.

REPORT OF LABORATORY ANALYSIS

This report shall not be reproduced, except in full,
without the written consent of Pace Analytical Services, Inc..

Pace Analytical Services, Inc.
9608 Loiret Blvd.
Lenexa, KS 66219
(913)599-5665

QUALITY CONTROL DATA

Project: FORT SMITH, AR
Pace Project No.: 60218288

QC Batch: WETA/39438 Analysis Method: SM 5310C
QC Batch Method: SM 5310C Analysis Description: 5310C Dissolved Organic Carbon
Associated Lab Samples: 60218288007, 60218288008

METHOD BLANK: 1756858 Matrix: Water
Associated Lab Samples: 60218288007, 60218288008

Parameter	Units	Blank Result	Reporting Limit	MDL	Analyzed	Qualifiers
Dissolved Organic Carbon	mg/L	ND	1.0	0.054	05/12/16 10:09	

LABORATORY CONTROL SAMPLE: 1756859

Parameter	Units	Spike Conc.	LCS Result	LCS % Rec	% Rec Limits	Qualifiers
Dissolved Organic Carbon	mg/L	5	4.1	81	80-120	

MATRIX SPIKE SAMPLE: 1756860

Parameter	Units	60218387004 Result	Spike Conc.	MS Result	MS % Rec	% Rec Limits	Qualifiers
Dissolved Organic Carbon	mg/L	0.57J	5	4.2	73	80-120	M1

SAMPLE DUPLICATE: 1756861

Parameter	Units	60218288008 Result	Dup Result	RPD	Max RPD	Qualifiers
Dissolved Organic Carbon	mg/L	2.5	2.5	0	25	

Results presented on this page are in the units indicated by the "Units" column except where an alternate unit is presented to the right of the result.

REPORT OF LABORATORY ANALYSIS

This report shall not be reproduced, except in full,
without the written consent of Pace Analytical Services, Inc..

Pace Analytical Services, Inc.
9608 Loiret Blvd.
Lenexa, KS 66219
(913)599-5665

QUALITY CONTROL DATA

Project: FORT SMITH, AR
Pace Project No.: 60218288

QC Batch: WETA/11465 Analysis Method: SM 4500-P E
QC Batch Method: SM4500-P B Analysis Description: SM4500P-E, Total Phosphorus
Associated Lab Samples: 60218288001, 60218288002, 60218288003, 60218288004, 60218288005, 60218288006, 60218288007, 60218288008, 60218288010, 60218288015, 60218288017, 60218288018, 60218288019, 60218288020, 60218288022, 60218288023

METHOD BLANK: 226666 Matrix: Water
Associated Lab Samples: 60218288001, 60218288002, 60218288003, 60218288004, 60218288005, 60218288006, 60218288007, 60218288008, 60218288010, 60218288015, 60218288017, 60218288018, 60218288019, 60218288020, 60218288022, 60218288023

Parameter	Units	Blank Result	Reporting Limit	MDL	Analyzed	Qualifiers
Phosphate as P04	mg/L	ND	0.030	0.010	05/12/16 11:04	

LABORATORY CONTROL SAMPLE: 226667

Parameter	Units	Spike Conc.	LCS Result	LCS % Rec	% Rec Limits	Qualifiers
Phosphate as P04	mg/L	1.5	1.4	90	80-120	

MATRIX SPIKE & MATRIX SPIKE DUPLICATE: 226668 226669

Parameter	Units	60218294001 Result	MS Spike Conc.	MSD Spike Conc.	MS Result	MSD Result	MS % Rec	MSD % Rec	% Rec Limits	RPD	Max RPD	Qual
Phosphate as P04	mg/L	0.17	1.5	1.5	1.6	1.6	91	92	80-120	1	20	

MATRIX SPIKE & MATRIX SPIKE DUPLICATE: 226670 226671

Parameter	Units	60218294002 Result	MS Spike Conc.	MSD Spike Conc.	MS Result	MSD Result	MS % Rec	MSD % Rec	% Rec Limits	RPD	Max RPD	Qual
Phosphate as P04	mg/L	0.11	1.5	1.5	1.5	1.5	92	91	80-120	0	20	

Results presented on this page are in the units indicated by the "Units" column except where an alternate unit is presented to the right of the result.

REPORT OF LABORATORY ANALYSIS

This report shall not be reproduced, except in full,
without the written consent of Pace Analytical Services, Inc..

Pace Analytical Services, Inc.
9608 Loiret Blvd.
Lenexa, KS 66219
(913)599-5665

QUALITY CONTROL DATA

Project: FORT SMITH, AR
Pace Project No.: 60218288

QC Batch: WETA/11490 Analysis Method: SM 4500-P E
QC Batch Method: SM4500-P B Analysis Description: SM4500P-E, Total Phosphorus
Associated Lab Samples: 60218288025, 60218288026

METHOD BLANK: 227155 Matrix: Water
Associated Lab Samples: 60218288025, 60218288026

Parameter	Units	Blank Result	Reporting Limit	MDL	Analyzed	Qualifiers
Phosphate as P04	mg/L	0.014J	0.030	0.010	05/13/16 12:50	

LABORATORY CONTROL SAMPLE: 227156

Parameter	Units	Spike Conc.	LCS Result	LCS % Rec	% Rec Limits	Qualifiers
Phosphate as P04	mg/L	1.5	1.4	94	80-120	

MATRIX SPIKE & MATRIX SPIKE DUPLICATE: 227157 227158

Parameter	Units	60218288025 Result	MS Spike Conc.	MSD Spike Conc.	MS Result	MSD Result	MS % Rec	MSD % Rec	% Rec Limits	RPD	Max RPD	Qual
Phosphate as P04	mg/L	0.036	1.5	1.5	1.4	1.3	87	85	80-120	3	20	

MATRIX SPIKE & MATRIX SPIKE DUPLICATE: 227159 227160

Parameter	Units	60218387002 Result	MS Spike Conc.	MSD Spike Conc.	MS Result	MSD Result	MS % Rec	MSD % Rec	% Rec Limits	RPD	Max RPD	Qual
Phosphate as P04	mg/L	0.066	1.5	1.5	1.4	1.4	87	84	80-120	2	20	

Results presented on this page are in the units indicated by the "Units" column except where an alternate unit is presented to the right of the result.

REPORT OF LABORATORY ANALYSIS

This report shall not be reproduced, except in full,
without the written consent of Pace Analytical Services, Inc..

Pace Analytical Services, Inc.
9608 Loiret Blvd.
Lenexa, KS 66219
(913)599-5665

QUALIFIERS

Project: FORT SMITH, AR
Pace Project No.: 60218288

DEFINITIONS

DF - Dilution Factor, if reported, represents the factor applied to the reported data due to dilution of the sample aliquot.

ND - Not Detected at or above adjusted reporting limit.

J - Estimated concentration above the adjusted method detection limit and below the adjusted reporting limit.

MDL - Adjusted Method Detection Limit.

PQL - Practical Quantitation Limit.

RL - Reporting Limit.

S - Surrogate

1,2-Diphenylhydrazine decomposes to and cannot be separated from Azobenzene using Method 8270. The result for each analyte is a combined concentration.

Consistent with EPA guidelines, unrounded data are displayed and have been used to calculate % recovery and RPD values.

LCS(D) - Laboratory Control Sample (Duplicate)

MS(D) - Matrix Spike (Duplicate)

DUP - Sample Duplicate

RPD - Relative Percent Difference

NC - Not Calculable.

SG - Silica Gel - Clean-Up

U - Indicates the compound was analyzed for, but not detected.

N-Nitrosodiphenylamine decomposes and cannot be separated from Diphenylamine using Method 8270. The result reported for each analyte is a combined concentration.

Pace Analytical is TNI accredited. Contact your Pace PM for the current list of accredited analytes.

TNI - The NELAC Institute.

LABORATORIES

PASI-D	Pace Analytical Services - Dallas
PASI-K	Pace Analytical Services - Kansas City

BATCH QUALIFIERS

Batch: MSV/75619
[M5] A matrix spike/matrix spike duplicate was not performed for this batch due to insufficient sample volume.
Batch: MSV/75661
[M5] A matrix spike/matrix spike duplicate was not performed for this batch due to insufficient sample volume.
Batch: MSV/75668
[M5] A matrix spike/matrix spike duplicate was not performed for this batch due to insufficient sample volume.
Batch: MSV/75701
[M5] A matrix spike/matrix spike duplicate was not performed for this batch due to insufficient sample volume.
Batch: MSV/75745
[M5] A matrix spike/matrix spike duplicate was not performed for this batch due to insufficient sample volume.
Batch: WET/61811
[1] Ferrous Fe performed in the field
Batch: WET/61818
[1] Field pH
Batch: WET/61838
[1] Ferrous Fe performed in the field

This report shall not be reproduced, except in full,
without the written consent of Pace Analytical Services, Inc..

Pace Analytical Services, Inc.
9608 Loiret Blvd.
Lenexa, KS 66219
(913)599-5665

QUALIFIERS

Project: FORT SMITH, AR
Pace Project No.: 60218288

BATCH QUALIFIERS

Batch: WET/61849

[1] Ferrous fe performed in the field

ANALYTE QUALIFIERS

1e Total iron was confirmed.
B Analyte was detected in the associated method blank.
H6 Analysis initiated outside of the 15 minute EPA required holding time.
M1 Matrix spike recovery exceeded QC limits. Batch accepted based on laboratory control sample (LCS) recovery.

This report shall not be reproduced, except in full,
without the written consent of Pace Analytical Services, Inc..

Pace Analytical Services, Inc.
9608 Loiret Blvd.
Lenexa, KS 66219
(913)599-5665

QUALITY CONTROL DATA CROSS REFERENCE TABLE

Project: FORT SMITH, AR
Pace Project No.: 60218288

Lab ID	Sample ID	QC Batch Method	QC Batch	Analytical Method	Analytical Batch
60218288001	**MW-29-201605**	EPA 8015 - Alcohol	GCSV/5416		
60218288002	**RW-69-201605**	EPA 8015 - Alcohol	GCSV/5416		
60218288003	**MW-71-201605**	EPA 8015 - Alcohol	GCSV/5416		
60218288004	**IW-80-201605**	EPA 8015 - Alcohol	GCSV/5416		
60218288005	**MW-57R-201605**	EPA 8015 - Alcohol	GCSV/5417		
60218288006	**MW-62R-201605**	EPA 8015 - Alcohol	GCSV/5417		
60218288007	**TMW-11-201605**	EPA 8015 - Alcohol	GCSV/5417		
60218288008	**MW-61R-201605**	EPA 8015 - Alcohol	GCSV/5417		
60218288010	**MW-46R-201605**	EPA 8015 - Alcohol	GCSV/5417		
60218288015	**MW-56R-201605**	EPA 8015 - Alcohol	GCSV/5417		
60218288017	**MW-65-201605**	EPA 8015 - Alcohol	GCSV/5417		
60218288018	**IW-72-201605**	EPA 8015 - Alcohol	GCSV/5417		
60218288019	**MW-35R-201605**	EPA 8015 - Alcohol	GCSV/5417		
60218288020	**MW-41R-201605**	EPA 8015 - Alcohol	GCSV/5417		
60218288022	**MW-34R-201605**	EPA 8015 - Alcohol	GCSV/5417		
60218288023	**MW-188-201605**	EPA 8015 - Alcohol	GCSV/5417		
60218288025	**MW-89-201605**	EPA 8015 - Alcohol	GCSV/5417		
60218288026	**MW-36R-201605**	EPA 8015 - Alcohol	GCSV/5417		
60218288001	**MW-29-201605**	EPA 3010	MPRP/35769	EPA 6010	ICP/26142
60218288002	**RW-69-201605**	EPA 3010	MPRP/35769	EPA 6010	ICP/26142
60218288003	**MW-71-201605**	EPA 3010	MPRP/35769	EPA 6010	ICP/26142
60218288004	**IW-80-201605**	EPA 3010	MPRP/35769	EPA 6010	ICP/26142
60218288005	**MW-57R-201605**	EPA 3010	MPRP/35769	EPA 6010	ICP/26142
60218288006	**MW-62R-201605**	EPA 3010	MPRP/35769	EPA 6010	ICP/26142
60218288007	**TMW-11-201605**	EPA 3010	MPRP/35769	EPA 6010	ICP/26142
60218288008	**MW-61R-201605**	EPA 3010	MPRP/35769	EPA 6010	ICP/26142
60218288010	**MW-46R-201605**	EPA 3010	MPRP/35769	EPA 6010	ICP/26142
60218288015	**MW-56R-201605**	EPA 3010	MPRP/35769	EPA 6010	ICP/26142
60218288017	**MW-65-201605**	EPA 3010	MPRP/35769	EPA 6010	ICP/26142
60218288018	**IW-72-201605**	EPA 3010	MPRP/35769	EPA 6010	ICP/26142
60218288019	**MW-35R-201605**	EPA 3010	MPRP/35769	EPA 6010	ICP/26142
60218288020	**MW-41R-201605**	EPA 3010	MPRP/35769	EPA 6010	ICP/26142
60218288022	**MW-34R-201605**	EPA 3010	MPRP/35769	EPA 6010	ICP/26142
60218288023	**MW-188-201605**	EPA 3010	MPRP/35769	EPA 6010	ICP/26142
60218288025	**MW-89-201605**	EPA 3010	MPRP/35769	EPA 6010	ICP/26142
60218288026	**MW-36R-201605**	EPA 3010	MPRP/35784	EPA 6010	ICP/26155
60218288001	**MW-29-201605**	EPA 5030B/8260	MSV/75656		
60218288002	**RW-69-201605**	EPA 5030B/8260	MSV/75656		
60218288003	**MW-71-201605**	EPA 5030B/8260	MSV/75656		
60218288004	**IW-80-201605**	EPA 5030B/8260	MSV/75656		
60218288005	**MW-57R-201605**	EPA 5030B/8260	MSV/75656		
60218288006	**MW-62R-201605**	EPA 5030B/8260	MSV/75656		
60218288007	**TMW-11-201605**	EPA 5030B/8260	MSV/75656		
60218288008	**MW-61R-201605**	EPA 5030B/8260	MSV/75661		
60218288009	**TB-04-201605**	EPA 5030B/8260	MSV/75661		
60218288010	**MW-46R-201605**	EPA 5030B/8260	MSV/75661		

This report shall not be reproduced, except in full,
without the written consent of Pace Analytical Services, Inc..

Pace Analytical Services, Inc.
9608 Loiret Blvd.
Lenexa, KS 66219
(913)599-5665

QUALITY CONTROL DATA CROSS REFERENCE TABLE

Project: FORT SMITH, AR
Pace Project No.: 60218288

Lab ID	Sample ID	QC Batch Method	QC Batch	Analytical Method	Analytical Batch
60218288011	DUP-10-201605	EPA 5030B/8260	MSV/75701		
60218288011	DUP-10-201605	EPA 5030B/8260	MSV/75745		
60218288012	TB-05-201605	EPA 5030B/8260	MSV/75661		
60218288013	EB-04-201605	EPA 5030B/8260	MSV/75661		
60218288014	EB-03-201605	EPA 5030B/8260	MSV/75661		
60218288015	MW-56R-201605	EPA 5030B/8260	MSV/75661		
60218288016	TB-06-201605	EPA 5030B/8260	MSV/75661		
60218288017	MW-65-201605	EPA 5030B/8260	MSV/75661		
60218288018	IW-72-201605	EPA 5030B/8260	MSV/75661		
60218288019	MW-35R-201605	EPA 5030B/8260	MSV/75661		
60218288020	MW-41R-201605	EPA 5030B/8260	MSV/75661		
60218288021	DUP-03-201605	EPA 5030B/8260	MSV/75701		
60218288022	MW-34R-201605	EPA 5030B/8260	MSV/75661		
60218288023	MW-188-201605	EPA 5030B/8260	MSV/75701		
60218288024	TB-07-201605	EPA 5030B/8260	MSV/75668		
60218288025	MW-89-201605	EPA 5030B/8260	MSV/75668		
60218288026	MW-36R-201605	EPA 5030B/8260	MSV/75619		
60218288001	MW-29-201605	SM 2320B	WET/61628		
60218288002	RW-69-201605	SM 2320B	WET/61628		
60218288003	MW-71-201605	SM 2320B	WET/61628		
60218288004	IW-80-201605	SM 2320B	WET/61628		
60218288005	MW-57R-201605	SM 2320B	WET/61628		
60218288006	MW-62R-201605	SM 2320B	WET/61628		
60218288007	TMW-11-201605	SM 2320B	WET/61628		
60218288008	MW-61R-201605	SM 2320B	WET/61678		
60218288010	MW-46R-201605	SM 2320B	WET/61678		
60218288015	MW-56R-201605	SM 2320B	WET/61678		
60218288017	MW-65-201605	SM 2320B	WET/61678		
60218288018	IW-72-201605	SM 2320B	WET/61678		
60218288019	MW-35R-201605	SM 2320B	WET/61678		
60218288020	MW-41R-201605	SM 2320B	WET/61678		
60218288022	MW-34R-201605	SM 2320B	WET/61678		
60218288023	MW-188-201605	SM 2320B	WET/61678		
60218288025	MW-89-201605	SM 2320B	WET/61678		
60218288026	MW-36R-201605	SM 2320B	WET/61742		
60218288001	MW-29-201605	SM 3500-Fe B#4	WET/61811		
60218288002	RW-69-201605	SM 3500-Fe B#4	WET/61811		
60218288003	MW-71-201605	SM 3500-Fe B#4	WET/61811		
60218288004	IW-80-201605	SM 3500-Fe B#4	WET/61811		
60218288005	MW-57R-201605	SM 3500-Fe B#4	WET/61811		
60218288006	MW-62R-201605	SM 3500-Fe B#4	WET/61849		
60218288007	TMW-11-201605	SM 3500-Fe B#4	WET/61811		

This report shall not be reproduced, except in full,
without the written consent of Pace Analytical Services, Inc..

Pace Analytical Services, Inc.
9608 Loiret Blvd.
Lenexa, KS 66219
(913)599-5665

QUALITY CONTROL DATA CROSS REFERENCE TABLE

Project: FORT SMITH, AR
Pace Project No.: 60218288

Lab ID	Sample ID	QC Batch Method	QC Batch	Analytical Method	Analytical Batch
60218288008	MW-61R-201605	SM 3500-Fe B#4	WET/61838		
60218288010	MW-46R-201605	SM 3500-Fe B#4	WET/61811		
60218288015	MW-56R-201605	SM 3500-Fe B#4	WET/61811		
60218288017	MW-65-201605	SM 3500-Fe B#4	WET/61811		
60218288018	IW-72-201605	SM 3500-Fe B#4	WET/61811		
60218288019	MW-35R-201605	SM 3500-Fe B#4	WET/61811		
60218288020	MW-41R-201605	SM 3500-Fe B#4	WET/61838		
60218288022	MW-34R-201605	SM 3500-Fe B#4	WET/61838		
60218288023	MW-188-201605	SM 3500-Fe B#4	WET/61811		
60218288025	MW-89-201605	SM 3500-Fe B#4	WET/61811		
60218288026	MW-36R-201605	SM 3500-Fe B#4	WET/61811		
60218288001	MW-29-201605	SM 4500-H+B	WET/61818		
60218288002	RW-69-201605	SM 4500-H+B	WET/61818		
60218288003	MW-71-201605	SM 4500-H+B	WET/61818		
60218288004	IW-80-201605	SM 4500-H+B	WET/61818		
60218288005	MW-57R-201605	SM 4500-H+B	WET/61818		
60218288006	MW-62R-201605	SM 4500-H+B	WET/61818		
60218288007	TMW-11-201605	SM 4500-H+B	WET/61818		
60218288008	MW-61R-201605	SM 4500-H+B	WET/61818		
60218288010	MW-46R-201605	SM 4500-H+B	WET/61818		
60218288015	MW-56R-201605	SM 4500-H+B	WET/61818		
60218288017	MW-65-201605	SM 4500-H+B	WET/61818		
60218288018	IW-72-201605	SM 4500-H+B	WET/61818		
60218288019	MW-35R-201605	SM 4500-H+B	WET/61818		
60218288020	MW-41R-201605	SM 4500-H+B	WET/61818		
60218288022	MW-34R-201605	SM 4500-H+B	WET/61818		
60218288023	MW-188-201605	SM 4500-H+B	WET/61818		
60218288025	MW-89-201605	SM 4500-H+B	WET/61818		
60218288026	MW-36R-201605	SM 4500-H+B	WET/61818		
60218288001	MW-29-201605	SM 4500-S-2 D	WET/61613		
60218288002	RW-69-201605	SM 4500-S-2 D	WET/61613		
60218288003	MW-71-201605	SM 4500-S-2 D	WET/61613		
60218288004	IW-80-201605	SM 4500-S-2 D	WET/61613		
60218288005	MW-57R-201605	SM 4500-S-2 D	WET/61613		
60218288006	MW-62R-201605	SM 4500-S-2 D	WET/61613		
60218288007	TMW-11-201605	SM 4500-S-2 D	WET/61613		
60218288008	MW-61R-201605	SM 4500-S-2 D	WET/61613		
60218288010	MW-46R-201605	SM 4500-S-2 D	WET/61613		
60218288015	MW-56R-201605	SM 4500-S-2 D	WET/61627		
60218288017	MW-65-201605	SM 4500-S-2 D	WET/61627		
60218288018	IW-72-201605	SM 4500-S-2 D	WET/61627		
60218288019	MW-35R-201605	SM 4500-S-2 D	WET/61627		
60218288020	MW-41R-201605	SM 4500-S-2 D	WET/61627		
60218288022	MW-34R-201605	SM 4500-S-2 D	WET/61627		
60218288023	MW-188-201605	SM 4500-S-2 D	WET/61627		
60218288025	MW-89-201605	SM 4500-S-2 D	WET/61627		

REPORT OF LABORATORY ANALYSIS

This report shall not be reproduced, except in full,
without the written consent of Pace Analytical Services, Inc..

Pace Analytical Services, Inc.
9608 Loiret Blvd.
Lenexa, KS 66219
(913)599-5665

QUALITY CONTROL DATA CROSS REFERENCE TABLE

Project: FORT SMITH, AR
Pace Project No.: 60218288

Lab ID	Sample ID	QC Batch Method	QC Batch	Analytical Method	Analytical Batch
60218288026	MW-36R-201605	SM 4500-S-2 D	WET/61671		
60218288001	MW-29-201605	EPA 300.0	WETA/39341		
60218288002	RW-69-201605	EPA 300.0	WETA/39333		
60218288002	RW-69-201605	EPA 300.0	WETA/39341		
60218288003	MW-71-201605	EPA 300.0	WETA/39333		
60218288003	MW-71-201605	EPA 300.0	WETA/39341		
60218288004	IW-80-201605	EPA 300.0	WETA/39341		
60218288005	MW-57R-201605	EPA 300.0	WETA/39333		
60218288005	MW-57R-201605	EPA 300.0	WETA/39341		
60218288006	MW-62R-201605	EPA 300.0	WETA/39333		
60218288006	MW-62R-201605	EPA 300.0	WETA/39341		
60218288007	TMW-11-201605	EPA 300.0	WETA/39333		
60218288007	TMW-11-201605	EPA 300.0	WETA/39341		
60218288008	MW-61R-201605	EPA 300.0	WETA/39333		
60218288008	MW-61R-201605	EPA 300.0	WETA/39341		
60218288010	MW-46R-201605	EPA 300.0	WETA/39341		
60218288015	MW-56R-201605	EPA 300.0	WETA/39341		
60218288017	MW-65-201605	EPA 300.0	WETA/39341		
60218288018	IW-72-201605	EPA 300.0	WETA/39341		
60218288019	MW-35R-201605	EPA 300.0	WETA/39344		
60218288020	MW-41R-201605	EPA 300.0	WETA/39341		
60218288022	MW-34R-201605	EPA 300.0	WETA/39341		
60218288023	MW-188-201605	EPA 300.0	WETA/39341		
60218288025	MW-89-201605	EPA 300.0	WETA/39341		
60218288026	MW-36R-201605	EPA 300.0	WETA/39350		
60218288001	MW-29-201605	EPA 350.1	WETA/39374		
60218288002	RW-69-201605	EPA 350.1	WETA/39374		
60218288003	MW-71-201605	EPA 350.1	WETA/39374		
60218288004	IW-80-201605	EPA 350.1	WETA/39374		
60218288005	MW-57R-201605	EPA 350.1	WETA/39374		
60218288006	MW-62R-201605	EPA 350.1	WETA/39374		
60218288007	TMW-11-201605	EPA 350.1	WETA/39374		
60218288008	MW-61R-201605	EPA 350.1	WETA/39374		
60218288010	MW-46R-201605	EPA 350.1	WETA/39374		
60218288015	MW-56R-201605	EPA 350.1	WETA/39374		
60218288017	MW-65-201605	EPA 350.1	WETA/39374		
60218288018	IW-72-201605	EPA 350.1	WETA/39374		
60218288019	MW-35R-201605	EPA 350.1	WETA/39374		
60218288020	MW-41R-201605	EPA 350.1	WETA/39374		
60218288022	MW-34R-201605	EPA 350.1	WETA/39374		

REPORT OF LABORATORY ANALYSIS

This report shall not be reproduced, except in full,
without the written consent of Pace Analytical Services, Inc..

Pace Analytical Services, Inc.
9608 Loiret Blvd.
Lenexa, KS 66219
(913)599-5665

QUALITY CONTROL DATA CROSS REFERENCE TABLE

Project: FORT SMITH, AR
Pace Project No.: 60218288

Lab ID	Sample ID	QC Batch Method	QC Batch	Analytical Method	Analytical Batch
60218288023	MW-188-201605	EPA 350.1	WETA/39374		
60218288025	MW-89-201605	EPA 350.1	WETA/39374		
60218288026	MW-36R-201605	EPA 350.1	WETA/39374		
60218288001	MW-29-201605	EPA 353.2	WETA/39308		
60218288002	RW-69-201605	EPA 353.2	WETA/39308		
60218288003	MW-71-201605	EPA 353.2	WETA/39314		
60218288004	IW-80-201605	EPA 353.2	WETA/39314		
60218288005	MW-57R-201605	EPA 353.2	WETA/39314		
60218288006	MW-62R-201605	EPA 353.2	WETA/39308		
60218288007	TMW-11-201605	EPA 353.2	WETA/39318		
60218288008	MW-61R-201605	EPA 353.2	WETA/39314		
60218288010	MW-46R-201605	EPA 353.2	WETA/39314		
60218288015	MW-56R-201605	EPA 353.2	WETA/39314		
60218288017	MW-65-201605	EPA 353.2	WETA/39314		
60218288018	IW-72-201605	EPA 353.2	WETA/39314		
60218288019	MW-35R-201605	EPA 353.2	WETA/39314		
60218288020	MW-41R-201605	EPA 353.2	WETA/39314		
60218288022	MW-34R-201605	EPA 353.2	WETA/39314		
60218288023	MW-188-201605	EPA 353.2	WETA/39314		
60218288025	MW-89-201605	EPA 353.2	WETA/39318		
60218288026	MW-36R-201605	EPA 353.2	WETA/39318		
60218288001	MW-29-201605	SM 4500-CO2 D	WETA/39517		
60218288002	RW-69-201605	SM 4500-CO2 D	WETA/39517		
60218288003	MW-71-201605	SM 4500-CO2 D	WETA/39517		
60218288004	IW-80-201605	SM 4500-CO2 D	WETA/39517		
60218288005	MW-57R-201605	SM 4500-CO2 D	WETA/39517		
60218288006	MW-62R-201605	SM 4500-CO2 D	WETA/39517		
60218288007	TMW-11-201605	SM 4500-CO2 D	WETA/39517		
60218288008	MW-61R-201605	SM 4500-CO2 D	WETA/39517		
60218288010	MW-46R-201605	SM 4500-CO2 D	WETA/39517		
60218288015	MW-56R-201605	SM 4500-CO2 D	WETA/39517		
60218288017	MW-65-201605	SM 4500-CO2 D	WETA/39517		
60218288018	IW-72-201605	SM 4500-CO2 D	WETA/39517		
60218288019	MW-35R-201605	SM 4500-CO2 D	WETA/39517		
60218288020	MW-41R-201605	SM 4500-CO2 D	WETA/39517		
60218288022	MW-34R-201605	SM 4500-CO2 D	WETA/39517		
60218288023	MW-188-201605	SM 4500-CO2 D	WETA/39517		
60218288025	MW-89-201605	SM 4500-CO2 D	WETA/39517		
60218288026	MW-36R-201605	SM 4500-CO2 D	WETA/39518		
60218288001	MW-29-201605	SM 5310C	WETA/39368		
60218288002	RW-69-201605	SM 5310C	WETA/39368		
60218288003	MW-71-201605	SM 5310C	WETA/39388		
60218288004	IW-80-201605	SM 5310C	WETA/39388		
60218288005	MW-57R-201605	SM 5310C	WETA/39388		

REPORT OF LABORATORY ANALYSIS

This report shall not be reproduced, except in full,
without the written consent of Pace Analytical Services, Inc..

Pace Analytical Services, Inc.
9608 Loiret Blvd.
Lenexa, KS 66219
(913)599-5665

QUALITY CONTROL DATA CROSS REFERENCE TABLE

Project: FORT SMITH, AR
Pace Project No.: 60218288

Lab ID	Sample ID	QC Batch Method	QC Batch	Analytical Method	Analytical Batch
60218288006	**MW-62R-201605**	SM 5310C	WETA/39388		
60218288007	**TMW-11-201605**	SM 5310C	WETA/39388		
60218288008	**MW-61R-201605**	SM 5310C	WETA/39388		
60218288010	**MW-46R-201605**	SM 5310C	WETA/39388		
60218288015	**MW-56R-201605**	SM 5310C	WETA/39388		
60218288017	**MW-65-201605**	SM 5310C	WETA/39388		
60218288018	**IW-72-201605**	SM 5310C	WETA/39388		
60218288019	**MW-35R-201605**	SM 5310C	WETA/39388		
60218288020	**MW-41R-201605**	SM 5310C	WETA/39388		
60218288022	**MW-34R-201605**	SM 5310C	WETA/39388		
60218288023	**MW-188-201605**	SM 5310C	WETA/39388		
60218288025	**MW-89-201605**	SM 5310C	WETA/39388		
60218288026	**MW-36R-201605**	SM 5310C	WETA/39414		
60218288007	**TMW-11-201605**	SM 5310C	WETA/39438		
60218288008	**MW-61R-201605**	SM 5310C	WETA/39438		
60218288001	**MW-29-201605**	SM4500-P B	WETA/11465	SM 4500-P E	WETA/11474
60218288002	**RW-69-201605**	SM4500-P B	WETA/11465	SM 4500-P E	WETA/11474
60218288003	**MW-71-201605**	SM4500-P B	WETA/11465	SM 4500-P E	WETA/11474
60218288004	**IW-80-201605**	SM4500-P B	WETA/11465	SM 4500-P E	WETA/11474
60218288005	**MW-57R-201605**	SM4500-P B	WETA/11465	SM 4500-P E	WETA/11474
60218288006	**MW-62R-201605**	SM4500-P B	WETA/11465	SM 4500-P E	WETA/11474
60218288007	**TMW-11-201605**	SM4500-P B	WETA/11465	SM 4500-P E	WETA/11474
60218288008	**MW-61R-201605**	SM4500-P B	WETA/11465	SM 4500-P E	WETA/11474
60218288010	**MW-46R-201605**	SM4500-P B	WETA/11465	SM 4500-P E	WETA/11474
60218288015	**MW-56R-201605**	SM4500-P B	WETA/11465	SM 4500-P E	WETA/11474
60218288017	**MW-65-201605**	SM4500-P B	WETA/11465	SM 4500-P E	WETA/11474
60218288018	**IW-72-201605**	SM4500-P B	WETA/11465	SM 4500-P E	WETA/11474
60218288019	**MW-35R-201605**	SM4500-P B	WETA/11465	SM 4500-P E	WETA/11474
60218288020	**MW-41R-201605**	SM4500-P B	WETA/11465	SM 4500-P E	WETA/11474
60218288022	**MW-34R-201605**	SM4500-P B	WETA/11465	SM 4500-P E	WETA/11474
60218288023	**MW-188-201605**	SM4500-P B	WETA/11465	SM 4500-P E	WETA/11474
60218288025	**MW-89-201605**	SM4500-P B	WETA/11490	SM 4500-P E	WETA/11498
60218288026	**MW-36R-201605**	SM4500-P B	WETA/11490	SM 4500-P E	WETA/11498

This report shall not be reproduced, except in full,
without the written consent of Pace Analytical Services, Inc..

Pace Analytical
www.pacelabs.com

Sample Condition Upon Receipt

WO# : 60218288

60218288

CBK

Client Name: Environ

Optional
Proj Due Date:
Proj Name:

Courier: FedEx ☐ UPS ☐ VIA ☑ Clay ☐ PEX ☐ ECI ☐ Pace ☐ Other ☐ Client ☐

Tracking #: _____ Pace Shipping Label Used? Yes ☐ No ☑

Custody Seal on Cooler/Box Present: Yes ☑ No ☐ Seals intact: Yes ☑ No ☐

Packing Material: Bubble Wrap ☐ Bubble Bags ☑ Foam ☐ None ☐ Other ☐

Thermometer Used: CF +1.0 T-239 / CF 0.0 T-262 **Type of Ice:** (Wet) Blue None ☐ Samples received on ice, cooling process has begun. (circle one)

Cooler Temperature: 2.2/2.9/3.7/2.8/2.3

Date and initials of person examining contents: pw 5/4/16

Temperature should be above freezing to 6°C

Chain of Custody present:	☑Yes ☐No ☐N/A	1. Did not receive sample MW-36R-20160505.
Chain of Custody filled out:	☑Yes ☐No ☐N/A	2.
Chain of Custody relinquished:	☑Yes ☐No ☐N/A	3. Only vials receive for DUP-03.
Sampler name & signature on COC:	☑Yes ☐No ☐N/A	4. TWO sets of TB6 receive
Samples arrived within holding time:	☑Yes ☐No ☐N/A	5.
Short Hold Time analyses (<72hr):	☑Yes ☐No ☐N/A	6. NO3 NOT Field PH
Rush Turn Around Time requested:	☐Yes ☑No ☐N/A	7.
Sufficient volume:	☑Yes ☐No ☐N/A	8.
Correct containers used:	☑Yes ☐No ☐N/A	
Pace containers used:	☑Yes ☐No ☐N/A	9. Receive with TB
Containers intact:	☑Yes ☐No ☐N/A	10. TB-04 = 1
Unpreserved 5035A soils frozen w/in 48hrs?	☐Yes ☐No ☑N/A	11. TB-05 = 11
Filtered volume received for dissolved tests?	☐Yes ☐No ☑N/A	12. TB-06-1 = 1111
Sample labels match COC:	☑Yes ☐No ☐N/A	TB-06-2 = 1111
Includes date/time/ID/analyses Matrix: WT		13.
All containers needing preservation have been checked.	☑Yes ☐No ☐N/A	
All containers needing preservation are found to be in compliance with EPA recommendation.	☑Yes ☐No ☐N/A	14.
Exceptions: VOA, Coliform, O&G, WI-DRO (water)	☑Yes ☐No	Initial when completed / Lot # of added preservative
Trip Blank present:	☑Yes ☐No ☐N/A	
Pace Trip Blank lot # (if purchased): Cover		15.
Headspace in VOA vials (>6mm):	☐Yes ☑No ☐N/A	16.
Project sampled in USDA Regulated Area:	☐Yes ☐No ☑N/A	17. List State:
Additional labels attached to 5035A vials in the field?	☐Yes ☐No ☑N/A	18.

Client Notification/ Resolution: Copy COC to Client? Y / (N) Field Data Required? Y / (N)

Person Contacted: _____ Date/Time: _____

Comments/ Resolution: Emailed Wendy about COC discrepancies. CBC 5/4/16
Per Wendy - will send MW-36R tonight. DUP-03 for VOCs only. 1 trip blank should be TB-07. CBC 5/4/16

Project Manager Review: CBC Date: 5/4/16

Pace Analytical
www.pacelabs.com

CHAIN-OF-CUSTODY / Analytical Request Document

The Chain-of-Custody is a LEGAL DOCUMENT. All relevant fields must be completed accurately.

Section A — Required Client Information:

Company:	Environ
Address:	7500 College Blvd., Ste. 925
	Overland Park, KS 66210
Email To:	wstonestreet@environcorp.com
Phone: 913-553-5926	Fax:
Requested Due Date/TAT:	

Section B — Required Project Information:

Report To:	Wendy Stonestreet
Copy To:	Tammy Gleason
Purchase Order No.:	NA
Project Name:	Fort Smith, AR
Project Number:	

Section C — Invoice Information:

Attention:	Tammy Gleason
Company Name:	Environ
Address:	250 Monroe Ave. NW Grand Rapids
Pace Quote Reference:	Michigan, 49503
Pace Project Manager:	Colleen Clyne
Pace Profile #:	7444, line 1

REGULATORY AGENCY

☐ NPDES ☐ GROUND WATER ☐ DRINKING WATER
☐ UST ☐ RCRA ☑ OTHER ADEQ

Site Location STATE: AR

Section D — Required Client Information

SAMPLE ID (A-Z, 0-9 / ,-) Sample IDs MUST BE UNIQUE

Valid Matrix Codes: DRINKING WATER DW; WATER WT; WASTE WATER WW; PRODUCT P; SOIL/SOLID SL; OIL OL; WIPE WP; AIR AR; OTHER OT; TISSUE TS

Requested Analysis Filtered (Y/N)

ITEM #	SAMPLE ID	MATRIX CODE (see valid codes to left)	SAMPLE TYPE (G=GRAB C=COMP)	COLLECTED COMPOSITE START DATE	COLLECTED COMPOSITE START TIME	COLLECTED COMPOSITE END/GRAB DATE	COLLECTED COMPOSITE END/GRAB TIME	SAMPLE TEMP AT COLLECTION	# OF CONTAINERS	Preservatives: Unpreserved	H_2SO_4	HNO_3	HCl	NaOH + Zn Acetate	$Na_2S_2O_3$	Methanol	Other	Analysis Test: 8260 VOCs	Alkalinity	TOC	Chloride, Sulfate	8015 Chloroethanol (Pace Dallas)	6010-Iron/Mn	Ferric Iron calc. (send field Ferrous)	Ammonia	Nitrate+Nitrite	Total Phosphate (Pace Dallas)	Sulfide	CO2 Calc (Alkalinity + field pH)	Residual Chlorine (Y/N)	DX	Pace Project No./ Lab I.D. 60218288
1	MW-29-201605	WT	G	5/3/16	0855				11																						001
2	RW-69-201605	WT	G	5/3/16	1108				11																						002
3	MW-71-201605	WT	G	5/3/16	1324				11																						003
4	MW-36R-201605	WT	G	5/3/16	1045				11																						004
5	IW-80-201605	WT	G	5/3/16	1255				11																						005
6	MW-57R-201605	WT	G	5/3/16	1440				11																						006
7	MW-62R-201605	WT	G	5/3/16	0945				11																						007
8	TMW-11-201605	WT	G	5/3/16	1510				9																						008
9	MW-61R-201605	WT	G	5/3/16	1210				12																						009
10	TB-04-201605	WT	G	—	—				2																						010
11	MW-46R-201605	WT	G	5/3/16	1544				11																						011
12	DUP-10-201605	WT	G	5/3/16	1544				3																						

ADDITIONAL COMMENTS	RELINQUISHED BY / AFFILIATION	DATE	TIME	ACCEPTED BY / AFFILIATION	DATE	TIME
	Nick Zurmeller / Ramboll Environ	5/3/16	1830		5/4/16	0505

SAMPLE CONDITIONS

Temp in °C	Received on Ice (Y/N)	Custody Sealed Cooler (Y/N)	Samples Intact (Y/N)
2-2	Y	Y	Y
2-9			
3-7			
2-8			
2-3			

SAMPLER NAME AND SIGNATURE

PRINT Name of SAMPLER: Nick Zurmeller

SIGNATURE of SAMPLER: [signature] DATE Signed (MM/DD/YY): 5/3/16

*Important Note: By signing this form you are accepting Pace's NET 30 day payment terms and agreeing to late charges of 1.5% per month for any invoices not paid within 30 days.

Pace Analytical
www.pacelabs.com

CHAIN-OF-CUSTODY / Analytical Request Document

The Chain-of-Custody is a LEGAL DOCUMENT. All relevant fields must be completed accurately.

Section A Required Client Information:

Company:	Environ
Address:	7500 College Blvd., Ste. 925
	Overland Park, KS 66210
Email To:	wstonestreet@environcorp.com
Phone: 913-553-5926	Fax:
Requested Due Date/TAT:	

Section B Required Project Information:

Report To:	Wendy Stonestreet
Copy To:	Tammy Gleason
Purchase Order No.:	NA
Project Name:	Fort Smith, AR
Project Number:	

Section C Invoice Information:

Attention:	Tammy Gleason
Company Name:	Environ
Address:	250 Monroe Ave. NW Grand Rapids
Pace Quote Reference:	Michigan, 49503
Pace Project Manager:	Colleen Clyne
Pace Profile #:	7444, line 1

REGULATORY AGENCY

☐ NPDES ☐ GROUND WATER ☐ DRINKING WATER
☐ UST ☐ RCRA ☑ OTHER ADEQ

Site Location STATE: AR

Section D Required Client Information

SAMPLE ID (A-Z, 0-9 / ,-) Sample IDs MUST BE UNIQUE

Valid Matrix Codes

MATRIX	CODE
DRINKING WATER	DW
WATER	WT
WASTE WATER	WW
PRODUCT	P
SOIL/SOLID	SL
OIL	OL
WIPE	WP
AIR	AR
OTHER	OT
TISSUE	TS

Requested Analysis Filtered (Y/N)

ITEM #	SAMPLE ID	MATRIX CODE (see valid codes to left)	SAMPLE TYPE (G=GRAB C=COMP)	COLLECTED COMPOSITE START DATE	COLLECTED COMPOSITE START TIME	COLLECTED COMPOSITE END/GRAB DATE	COLLECTED COMPOSITE END/GRAB TIME	SAMPLE TEMP AT COLLECTION	# OF CONTAINERS	Preservatives: Unpreserved	H_2SO_4	HNO_3	HCl	NaOH + Zn Acetate	$Na_2S_2O_3$	Methanol	Other	Analysis Test Y/N	8260 VOCs	Alkalinity	TOC	Chloride, Sulfate	9015 Chloroethanol (Pace Dallas)	6010-Iron/Mn	Ferric Iron calc. (send field Ferrous)	Ammonia	Nitrate+Nitrite	Total Phosphate (Pace Dallas)	Sulfide	CO2 Calc (Alkalinity + field pH)	Residual Chlorine (Y/N)	Pace Project No./ Lab I.D.
																														60218288
1	TB-05-201605	WT	G	5/3/16	—				2				X						X											2DGYH 012
2	EB-04-201605	WT	G	5/3/16	1715				3				X						X											3DGYH 013
3	EB-03-201605	WT	G	5/3/16	1700				3				X						X											↓ 014
4	~~MW-18H-201605~~	WT	G	5/3/16	1220				11	X	X	X	X	X					X	X	X	X	X	X	X	X	X	X	X		
5	MW-56R-201605	WT	G	5/3/16	1620				11	X	X	X	X	X					X	X	X	X	X	X	X	X	X	X	X	↓	3DGYU 015
6	TB-06-201605	WT	G	5/3/16	—				2				X						X											2DGYH 016
7	MW-65-201605	WT	G	5/3/16	1650				11	X	X	X	X	X					X	X	X	X	X	X	✓	X	X	X	X		3OTHR 017
8	MW-72-201605	WT	G	5/3/16	1420				11	X	X	X	X	X					X	X	X	X	X	X	X	X	X	X	X		3DGYH 018
9	MW-35R-201605	WT	G	5/3/16	1505				11	X	X	X	X	X					X	X	X	X	X	X	X	X	X	X	X		3OTHR 019
10	MW-41R-201605	WT	G	5/3/16	1605				11	X	X	X	X	X					X	X	X	X	X	X	X	X	X	X	X		3DGYH 020
11	DUP-03-201605	WT	G	5/3/16	1605				11	X	X	X	X	X					X	X	X	X	X	X	X	X	X	X	X		021
12	MW-34R-201605	WT	G	5/3/16	1145				11	X	X	X	X	X					X	X	X	X	X	X	X	X	X	X	X	↓	022

ADDITIONAL COMMENTS	RELINQUISHED BY / AFFILIATION	DATE	TIME	ACCEPTED BY / AFFILIATION	DATE	TIME
	Nick Zurweller / Ramboll Environ	5/3/16	0625 (1230)		5/4/16	0505

SAMPLE CONDITIONS

	Temp in °C	Received on Ice (Y/N)	Custody Sealed Cooler (Y/N)	Samples Intact (Y/N)
2-2		Y	Y	Y
2-9				
3-7				
2-8				
2-3				

SAMPLER NAME AND SIGNATURE

PRINT Name of SAMPLER: Nick Zurweller

SIGNATURE of SAMPLER: [signature] DATE Signed (MM/DD/YY): 5/3/16

*Important Note: By signing this form you are accepting Pace's NET 30 day payment terms and agreeing to late charges of 1.5% per month for any invoices not paid within 30 days.

CHAIN-OF-CUSTODY / Analytical Request Document

The Chain-of-Custody is a LEGAL DOCUMENT. All relevant fields must be completed accurately.

Pace Analytical
www.pacelabs.com

Section A Required Client Information:

Company:	Environ
Address:	7500 College Blvd., Ste. 925
	Overland Park, KS 66210
Email To:	wstonestreet@environcorp.com
Phone: 913-553-5926	Fax:
Requested Due Date/TAT:	

Section B Required Project Information:

Report To:	Wendy Stonestreet
Copy To:	Tammy Gleason
Purchase Order No.:	NA
Project Name:	Fort Smith, AR
Project Number:	

Section C Invoice Information:

Attention:	Tammy Gleason
Company Name:	Environ
Address:	250 Monroe Ave. NW Grand Rapids
Pace Quote Reference:	Michigan, 49503
Pace Project Manager:	Colleen Clyne
Pace Profile #:	7444, line 1

REGULATORY AGENCY

☐ NPDES ☐ GROUND WATER ☐ DRINKING WATER
☐ UST ☐ RCRA ☑ OTHER ADEQ

Site Location STATE: AR

Section D Required Client Information

SAMPLE ID (A-Z, 0-9 / ,-) Sample IDs MUST BE UNIQUE

Valid Matrix Codes

MATRIX	CODE
DRINKING WATER	DW
WATER	WT
WASTE WATER	WW
PRODUCT	P
SOIL/SOLID	SL
OIL	OL
WIPE	WP
AIR	AR
OTHER	OT
TISSUE	TS

ITEM #	SAMPLE ID	MATRIX CODE (see valid codes to left)	SAMPLE TYPE (G=GRAB C=COMP)	COLLECTED COMPOSITE START DATE	COLLECTED COMPOSITE START TIME	COLLECTED COMPOSITE END/GRAB DATE	COLLECTED COMPOSITE END/GRAB TIME	SAMPLE TEMP AT COLLECTION	# OF CONTAINERS	Preservatives: Unpreserved	H_2SO_4	HNO_3	HCl	NaOH Zn + Acetate	$Na_2S_2O_3$	Methanol	Other	Analysis Test Y/N	8260 VOCs	Alkalinity	TOC	Chloride, Sulfate	8015 Chloroethanol (Pace Dallas)	6010-Iron/Mn	Ferric Iron calc. (send field Ferrous)	Ammonia	Nitrate+Nitrite	Total Phosphate (Pace Dallas)	Sulfide	CO2 Calc (Alkalinity + field pH)	Residual Chlorine (Y/N)	Pace Project No./ Lab I.D.
1	MW-188-201605 1BP3U 1A935-0	WT	G	5/3/16	1725	1BP3S-0	1BP3W-0		11	X	X	X	X	X	X	X		X	X	X	X	X	X	X	X	X	X	N	1A932-0 3D694 3D694 023
2	TB-06-201605	WT	G	5/3/16	—				2				X					X										N	20 694 024
3	MW-89-201605 ↓ ↓	WT	G	5/3/16	1735	↓	↓		11	X	X	X	X					X	X	X	X	X	X	X	X	X	X	X	N	↓ ↓ ↓ 025
4																														
5																														
6																														
7																														
8																														
9																														
10																														
11																														
12																														

ADDITIONAL COMMENTS	RELINQUISHED BY / AFFILIATION	DATE	TIME	ACCEPTED BY / AFFILIATION	DATE	TIME	SAMPLE CONDITIONS
	Nick Zurmeller / Ramboll Environ	5/3/16	1830	[signature]	5/4/16	0505	2-2 Y Y Y
							2-9
							3-7
							2-8
							2-3

Temp in °C | Received on Ice (Y/N) | Custody Seals Cooler (Y/N) | Samples Intact (Y/N)

SAMPLER NAME AND SIGNATURE

PRINT Name of SAMPLER: Nick Zurmeller

SIGNATURE of SAMPLER: [signature] DATE Signed (MM/DD/YY): 5/3/16

*Important Note: By signing this form you are accepting Pace's NET 30 day payment terms and agreeing to late charges of 1.5% per month for any invoices not paid within 30 days.

Pace Analytical
www.pacelabs.com

Sample Condition Upon Receipt

WO# : 60218288

60218288

COC#2

CRK

Client Name: Environ

Optional
Proj Due Date:
Proj Name:

Courier: FedEx ☐ UPS ☐ VIA ☑ Clay ☐ PEX ☐ ECI ☐ Pace ☐ Other ☐ Client ☐

Tracking #: Pace Shipping Label Used? Yes ☐ No ☑

Custody Seal on Cooler/Box Present: Yes ☑ No ☐ Seals intact: Yes ☑ No ☐

Packing Material: Bubble Wrap ☐ Bubble Bags ☑ Foam ☐ None ☐ Other ☐

Thermometer Used: CF +1.0 T-239 / CF 0.0 T-262 **Type of Ice:** Wet Blue None ☐ Samples received on ice, cooling process has begun. (circle one)

Cooler Temperature: 2.2/2.9/3.7/2.8/2.3

Temperature should be above freezing to 6°C

Date and Initials of person examining contents: pv 5/4/16

Chain of Custody present:	☑Yes	☐No	☐N/A	1. Did not receive sample MW-36R-20160
Chain of Custody filled out:	☑Yes	☐No	☐N/A	2. MW-36R received 5/5/16 @ 0506 - arrived with samples in Project (60218387)
Chain of Custody relinquished:	☑Yes	☐No	☐N/A	3. Only vials receive for DUP-03.
Sampler name & signature on COC:	☑Yes	☐No	☐N/A	4. TWO sets of TB6 receive
Samples arrived within holding time:	☑Yes	☐No	☐N/A	5.
Short Hold Time analyses (<72hr):	☑Yes	☐No	☐N/A	6. NO3 NOT Field PH
Rush Turn Around Time requested:	☐Yes	☑No	☐N/A	7.
Sufficient volume:	☑Yes	☐No	☐N/A	8.
Correct containers used:	☑Yes	☐No	☐N/A	
Pace containers used:	☑Yes	☐No	☐N/A	9. Receive with TB
Containers intact:	☑Yes	☐No	☐N/A	10. TB-04 = 1
Unpreserved 5035A soils frozen w/in 48hrs?	☐Yes	☐No	☑N/A	11. TB-05 = 11
Filtered volume received for dissolved tests?	☐Yes	☐No	☑N/A	12. TB-06-1 = 111
Sample labels match COC:	☑Yes	☐No	☐N/A	TB-06-2 = 1111
Includes date/time/ID/analyses Matrix: WT				13.
All containers needing preservation have been checked.	☑Yes	☐No	☐N/A	
All containers needing preservation are found to be in compliance with EPA recommendation.	☑Yes	☐No	☐N/A	14.
Exceptions: VOA, Coliform, O&G, WI-DRO (water)	☑Yes	☐No		Initial when completed / Lot # of added preservative
Trip Blank present:	☑Yes	☐No	☐N/A	
Pace Trip Blank lot # (if purchased): Cover				15.
Headspace in VOA vials (>6mm):	☐Yes	☑No	☐N/A	
				16.
Project sampled in USDA Regulated Area:	☐Yes	☐No	☑N/A	17. List State:
Additional labels attached to 5035A vials in the field?	☐Yes	☐No	☑N/A	18.

Client Notification/ Resolution: Copy COC to Client? Y / (N) Field Data Required? Y / (N)

Person Contacted: Date/Time:

Comments/ Resolution: Emailed Wendy about COC discrepancies. CBC 5/4/16
Per Wendy - will send MW-36R tonight. DUP-03 for VOCs only. 1 trip blank should be TB-07. CBC 5/4/16

Project Manager Review: CBC Date: 5/4/16

Pace Analytical
www.pacelabs.com

CHAIN-OF-CUSTODY / Analytical Request Document

The Chain-of-Custody is a LEGAL DOCUMENT. All relevant fields must be completed accurately.

Page: 1 of 3

Section A — Required Client Information:

Company:	Environ
Address:	7500 College Blvd., Ste. 925
	Overland Park, KS 66210
Email To:	wstonestreet@environcorp.com
Phone:	913-553-5926 Fax:
Requested Due Date/TAT:	

Section B — Required Project Information:

Report To:	Wendy Stonestreet
Copy To:	Tammy Gleason
Purchase Order No.:	NA
Project Name:	Fort Smith, AR
Project Number:	

Section C — Invoice Information:

Attention:	Tammy Gleason
Company Name:	Environ
Address:	250 Monroe Ave. NW Grand Rapids
Pace Quote Reference:	Michigan, 49503
Pace Project Manager:	Colleen Clyne
Pace Profile #:	7444, line 1

REGULATORY AGENCY

☐ NPDES ☐ GROUND WATER ☐ DRINKING WATER
☐ UST ☐ RCRA ☑ OTHER ADEQ

Site Location STATE: AR

Section D — Required Client Information

Valid Matrix Codes

MATRIX	CODE
DRINKING WATER	DW
WATER	WT
WASTE WATER	WW
PRODUCT	P
SOIL/SOLID	SL
OIL	OL
WIPE	WP
AIR	AR
OTHER	OT
TISSUE	TS

SAMPLE ID (A-Z, 0-9 / ,-) Sample IDs MUST BE UNIQUE

SAMPLE ID	MATRIX CODE (see valid codes to left)	SAMPLE TYPE (G=GRAB C=COMP)	COLLECTED COMPOSITE START DATE	COLLECTED COMPOSITE START TIME	COLLECTED COMPOSITE END/GRAB DATE	COLLECTED COMPOSITE END/GRAB TIME	SAMPLE TEMP AT COLLECTION	# OF CONTAINERS	Preservatives: Unpreserved	H_2SO_4	HNO_3	HCl	NaOH + Zn Acetate	$Na_2S_2O_3$	Methanol	Other	Analysis Test: 8260 VOCs	Alkalinity	TOC	Chloride, Sulfate	8015 Chloroethanol (Pace Dallas)	6010-Iron/Mn	Ferric Iron calc. (send field Ferrous)	Ammonia	Nitrate+Nitrite	Total Phosphate (Pace Dallas)	Sulfide	CO2 Calc (Alkalinity + field pH)	Residual Chlorine (Y/N)	DX	Pace Project No./ Lab I.D.
MW-29-201605	WT	G	5/3/16	0855				11	X	X	X	X	X			X	X	X	X	X	X	X	X	X	X	X	N		60218288	001
RW-69-201605	WT	G	5/3/16	1108				11	X	X	X	X	X			X	X	X	X	X	X	X	X	X	X	X	N			002
MW-71-201605	WT	G	5/3/16	1324				11	X	X	X	X	X			X	X	X	X	X	X	X	X	X	X	X	N			003
MW-36R-201605	WT	G	5/3/16	1045				11	X	X	X	X	X			X	X	X	X	X	X	X	X	X	X	X	N			006
MW-80-201605	WT	G	5/3/16	1255				11	X	X	X	X	X			X	X	X	X	X	X	X	X	X	X	X	N			004
MW-57R-201605	WT	G	5/3/16	1440				11	X	X	X	X	X			X	X	X	X	X	X	X	X	X	X	X	N			005
MW-62R-201605	WT	G	5/3/16	0945				11	X	X	X	X	X			X	X	X	X	X	X	X	X	X	X	X	N			006
TMW-11-201605	WT	G	5/3/16	1510				VL	X	X	X	X	X			X	X	X	X	X	X	X	X	X	X	X	N	X		007
MW-61R-201605	WT	G	5/3/16	1210				12	X	X	X	X	X			X	X	X	X	X	X	X	X	X	X	X	N	X		008
TB-04-201605	WT	G	—	—				2				X				X														009
MW-46R-201605	WT	G	5/3/16	1544				11	X	X	X	X	X			X	X	X	X	X	X	X	X	X	X	X	N			010
DUP-10-201605	WT	G	5/3/16	1544				3				X				X														011

ADDITIONAL COMMENTS	RELINQUISHED BY / AFFILIATION	DATE	TIME	ACCEPTED BY / AFFILIATION	DATE	TIME	SAMPLE CONDITIONS
	Nick Zurmeller / Ramboll Environ	5/3/16	1830		5/4/16	0505	2-2
					05/05/16	05:06	2-9
							2-7
							2-8
							2-3

SAMPLER NAME AND SIGNATURE

PRINT Name of SAMPLER: Nick Zurmeller

Temp in °C | Received on Ice (Y/N) | Custody Sealed Cooler (Y/N) | Samples Intact (Y/N)

CHAIN-OF-CUSTODY / Analytical Request Document

The Chain-of-Custody is a LEGAL DOCUMENT. All relevant fields must be completed accurately.

Pace Analytical
www.pacelabs.com

Section A — Required Client Information:
- Company: Environ
- Address: 7500 College Blvd., Ste. 925; Overland Park, KS 66210
- Email To: wstonestreet@environcorp.com
- Phone: 913-553-5926 Fax:
- Requested Due Date/TAT:

Section B — Required Project Information:
- Report To: Wendy Stonestreet
- Copy To: Tammy Gleason
- Purchase Order No.: NA
- Project Name: Fort Smith, AR
- Project Number:

Section C — Invoice Information:
- Attention: Tammy Gleason
- Company Name: Environ
- Address: 250 Monroe Ave. NW Grand Rapids, Michigan, 49503
- Pace Quote Reference:
- Pace Project Manager: Colleen Clyne
- Pace Profile #: 7444, line 1

REGULATORY AGENCY: ☐ NPDES ☐ GROUND WATER ☐ DRINKING WATER ☐ UST ☐ RCRA ☑ OTHER ADEQ

Site Location STATE: AR

Section D — Required Client Information

SAMPLE ID (A-Z, 0-9 / ,-) Sample IDs MUST BE UNIQUE

Valid Matrix Codes

MATRIX	CODE
DRINKING WATER	DW
WATER	WT
WASTE WATER	WW
PRODUCT	P
SOIL/SOLID	SL
OIL	OL
WIPE	WP
AIR	AR
OTHER	OT
TISSUE	TS

SAMPLE ID	MATRIX CODE (see valid codes to left)	SAMPLE TYPE (G=GRAB C=COMP)	COLLECTED COMPOSITE START DATE	COLLECTED COMPOSITE START TIME	COLLECTED COMPOSITE END/GRAB DATE	COLLECTED COMPOSITE END/GRAB TIME	SAMPLE TEMP AT COLLECTION	# OF CONTAINERS	Preservatives: Unpreserved	H_2SO_4	HNO_3	HCl	NaOH + Zn Acetate	$Na_2S_2O_3$	Methanol	Other	Analysis Test Y/N	8260 VOCs	Alkalinity	TOC	Chloride, Sulfate	8015 Chloroethanol (Pace Dallas)	6010-Iron/Mn	Ferric Iron calc. (send field Ferrous)	Ammonia	Nitrate+Nitrite	Total Phosphate (Pace Dallas)	Sulfide	CO2 Calc (Alkalinity + field pH)	Residual Chlorine (Y/N)	Pace Project No./ Lab I.D.
TB-05-201605	WT	G	5/3/16	—				2				X						X											60218288
EB-04-201605	WT	G	5/3/16	1715				3				X						X											2DG9H 012
EB-03-201605	WT	G	5/3/16	1700				3				X						X											3DG9H 013
~~MW-18H-201605~~	~~WT~~	~~G~~	~~5/3/16~~	~~1220~~				~~11~~	~~X~~	~~X~~	~~X~~	~~X~~	~~X~~					~~X~~	~~X~~	~~X~~	~~X~~	~~X~~	~~X~~	~~X~~	~~X~~	~~X~~	~~X~~	~~X~~	~~X~~	~~X~~	↓ 014
MW-56R-201605 1BBU 1AG3S$^{2-0}$	WT	G	5/3/16	1120	1BPS$^{2-0}$	1BPN$^{2-0}$		11	X	X	X	X	X	1Q/1BZ$^{1-0}$				X	X	X	X	X	X	X	X	X	X	X	X	↓ 3DG9U 015
TB-06-201605	WT	G	5/3/16	—				2				X						X											2DG9H 016
MW-65-201605	WT	G	5/3/16	1650				11	X	X	X	X	X					X	X	X	X	X	X	✓	X	X	X	X	X	3DTHR 017
MW-72-201605	WT	G	5/3/16	1420				11	X	X	X	X	X					X	X	X	X	X	X	X	X	X	X	X	X	3DG9H 018
MW-35R-201605	WT	G	5/3/16	1505				11	X	X	X	X	X					X	X	X	X	X	X	X	X	X	X	X	X	3DTHR 019
MW-41R-201605	WT	G	5/3/16	1605				11	X	X	X	X	X		↓			X	X	X	X	X	X	X	X	X	X	X	X	3DG9H 020
DUP-08-201605	WT	G	5/3/16	1605				11	X	X	X	X	X					X	X	X	X	X	X	X	X	X	X	X	X	021
MW-34R-201605	WT	G	5/3/16	1145				11	X	X	X	X	X					X	X	X	X	X	X	X	X	X	X	X	X	022

ADDITIONAL COMMENTS	RELINQUISHED BY / AFFILIATION	DATE	TIME	ACCEPTED BY / AFFILIATION	DATE	TIME
	Nick Zurmeller / Rambull Environ	5/3/16	0625 (1230)	[signature] PACE	5/4/16	0505

SAMPLE CONDITIONS

	Temp In °C	Received on Ice (Y/N)	Custody Sealed Cooler (Y/N)	Samples Intact (Y/N)
	2.2	Y	Y	Y
	2.9			
	3.7			
	2.8			
	2.3			

SAMPLER NAME AND SIGNATURE

PRINT Name of SAMPLER: Nick Zurmeller

DATE Signed 5/4/16

CHAIN-OF-CUSTODY / Analytical Request Document

The Chain-of-Custody is a LEGAL DOCUMENT. All relevant fields must be completed accurately.

Pace Analytical
www.pacelabs.com

Page: 3 of 3

Section A
Required Client Information:
Company: Environ
Address: 7500 College Blvd., Ste. 925
Overland Park, KS 66210
Email To: wstonestreet@environcorp.com
Phone: 913-553-5926 Fax:
Requested Due Date/TAT:

Section B
Required Project Information:
Report To: Wendy Stonestreet
Copy To: Tammy Gleason
Purchase Order No.: NA
Project Name: Fort Smith, AR
Project Number:

Section C
Invoice Information:
Attention: Tammy Gleason
Company Name: Environ
Address: 250 Monroe Ave. NW Grand Rapids
Pace Quote Reference: Michigan, 49503
Pace Project Manager: Colleen Clyne
Pace Profile #: 7444, line 1

REGULATORY AGENCY
☐ NPDES ☐ GROUND WATER ☐ DRINKING WATER
☐ UST ☐ RCRA ☑ OTHER ADEQ
Site Location STATE: AR

Section D
Required Client Information

Valid Matrix Codes

MATRIX	CODE
DRINKING WATER	DW
WATER	WT
WASTE WATER	WW
PRODUCT	P
SOIL/SOLID	SL
OIL	OL
WIPE	WP
AIR	AR
OTHER	OT
TISSUE	TS

SAMPLE ID (A-Z, 0-9 / ,-) Sample IDs MUST BE UNIQUE	MATRIX CODE (see valid codes to left)	SAMPLE TYPE (G=GRAB C=COMP)	COLLECTED COMPOSITE START DATE	COLLECTED COMPOSITE START TIME	COLLECTED COMPOSITE END/GRAB DATE	COLLECTED COMPOSITE END/GRAB TIME	SAMPLE TEMP AT COLLECTION	# OF CONTAINERS	Preservatives: Unpreserved	H_2SO_4	HNO_3	HCl	NaOH Zn + Acetate	$Na_2S_2O_3$	Methanol	Other	Analysis Test Y/N: 8260 VOCs	Alkalinity	TOC	Chloride, Sulfate	8015 Chloroethanol (Pace Dallas)	8010-Iron/Mn	Ferric Iron calc. (send field Ferrous)	Ammonia	Nitrate+Nitrite	Total Phosphate (Pace Dallas)	Sulfide	CO2 Calc (Alkalinity + field pH)	Residual Chlorine (Y/N)	Pace Project No./ Lab I.D.
MW-188-201605	WT	G	5/3/16	1725				11	X	X	X	X	X	X	X	X	X	X	X	X	X	X	X	X	X	X	N	60218288
TB-06-201605	WT	G	5/3/16	—				2				X					X												
MW-89-201605	WT	G	5/3/16	1735				11	X	X	X	X					X	X	X	X	X	X	X	X	X	X	X	N	

ADDITIONAL COMMENTS	RELINQUISHED BY / AFFILIATION	DATE	TIME	ACCEPTED BY / AFFILIATION	DATE	TIME
	Nick Zurmeller / Ramboll Environ	5/3/16	1830		5/4/16	0505

SAMPLE CONDITIONS

Temp In °C	Received on Ice (Y/N)	Custody Sealed Cooler (Y/N)	Samples Intact (Y/N)
2-2	Y	Y	Y
2-9			
3-7			
2-8			
2-3			

SAMPLER NAME AND SIGNATURE
PRINT Name of SAMPLER: Nick Zurmeller

Chain of Custody

Pace Analytical®
www.pacelabs.com

Workorder: 60218288 **Workorder Name:** FORT SMITH, AR **Owner Received Date:** 5/4/2016 **Results Requested By:** 5/16/2016

Report To	Subcontract To
Colleen Clyne Pace Analytical Kansas 9608 Loiret Blvd. Lenexa, KS 66219 Phone (913)599-5665	Pace Analytical Dallas 400 West Bethany Drive Suite 190 Allen, TX 75013 Phone (972)727-1123

WO# : 7543729

7543729

						Preserved Containers						Requested Analysis												
Item	Sample ID	Sample Type	Collect Date/Time	Lab ID	Matrix	BP3S	DG9U					8015 Chloroethanol	Total phosphate											LAB USE ONLY
1	MW-29-201605	PS	5/3/2016 08:55	60218288001	Water	1	3					X	X											001
2	RW-69-201605	PS	5/3/2016 11:08	60218288002	Water	1	3					X	X											002
3	MW-71-201605	PS	5/3/2016 13:24	60218288003	Water	1	3					X	X											003
4	IW-80-201605	PS	5/3/2016 12:55	60218288004	Water	1	3					X	X											004
5	MW-57R-201605	PS	5/3/2016 14:40	60218288005	Water	1	3					X	X											005
6	MW-62R-201605	PS	5/3/2016 09:45	60218288006	Water	1	3					X	X											006
7	TMW-11-201605	PS	5/3/2016 15:10	60218288007	Water	1	3					X	X											007
8	MW-61R-201605	PS	5/3/2016 12:10	60218288008	Water	1	3					X	X											008
9	MW-46R-201605	PS	5/3/2016 15:44	60218288010	Water	1	3					X	X											009
10	MW-56R-201605	PS	5/3/2016 16:20	60218288015	Water	1	3					X	X											010
11	MW-65-201605	PS	5/3/2016 16:50	60218288017	Water	1	3					X	X											011
12	IW-72-201605	PS	5/3/2016 14:20	60218288018	Water	1	3					X	X											012
13	MW-35R-201605	PS	5/3/2016 15:05	60218288019	Water	1	3					X	X											013
14	MW-41R-201605	PS	5/3/2016 16:05	60218288020	Water	1	3					X	X											014
15	MW-34R-201605	PS	5/3/2016 11:45	60218288022	Water	1	3					X	X											015
16	MW-188-201605	PS	5/3/2016 17:25	60218288023	Water	1	3					X	X											016
17	MW-89-201605	PS	5/3/2016 17:35	60218288025	Water	1	3					X	X											017

Page 229 of 258

Chain of Custody

Pace Analytical®
www.pacelabs.com

Workorder: 60218288 **Workorder Name:** FORT SMITH, AR **Owner Received Date:** 5/4/2016 **Results Requested By:** 5/16/2016

Report To	Subcontract To
Colleen Clyne Pace Analytical Kansas 9608 Loiret Blvd. Lenexa, KS 66219 Phone (913)599-5665	Pace Analytical Dallas 400 West Bethany Drive Suite 190 Allen, TX 75013 Phone (972)727-1123

WO# 7543729

Item	Sample ID	Sample Type	Collect Date/Time	Lab ID	Matrix	Preserved Containers						Requested Analysis											LAB USE ONLY
						BP3S	DG9U					EPA 8015 Chloroethanol/PCBs	Total Phosphate										
01	MW-36R-201605	PS	5/3/2016 10:45	60218288026	Water	1	3					X	X										D18

Transfers	Released By	Date/Time	Received	Date/Time
1		5/5/16 1700	Pace	5/6/16 0905
2				
3				

Comments

Cooler Temperature on Receipt 1.6 °C IR02 **Custody Seal** (Y) or N **Received on Ice** (Y) or N **Samples Intact** (Y) or N

					Comments
Transfers	Released By	Date/Time	Received	Date/Time	WO# 7543729
1	[illegible]	5/4 1600	Kathy Weems IP		
2					
3	IDS				

Cooler Temperature on Receipt 1.4 °C **Custody Seal** Y or N **Received on Ice** Y or N **Samples Intact** Y or N

****In order to maintain client confidentiality, location/name of the sampling site, sampler's name and signature may not be provided on this COC document. This chain of custody is considered complete as is since this information is available in the owner laboratory.*

Pace Analytical

Sample Condition Upon Receipt

☑Dallas ☐Ft Worth ☐San Angelo

Client Name: Pace-Kansas Project Work order: 7543729

Courier: FedEX ☑ UPS ☐ USPS ☐ Client ☐ Courier ☐ LSO ☐ PACE ☐ Other:_____

Tracking#: 6703 1642 5946

Custody Seal on Cooler/Box: Yes ☑ No ☐ **Seals Intact:** Yes ☑ No ☐ NA ☐

Packing Material: Bubble Wrap ☐ Bubble Bags ☐ Foam ☐ None ☐ Other ☐

Thermometer Used: IR-05 Type of Ice: Wet ☐ Blue ☐ None ☐ Sample Received on ice, cooling process has begun ☑

Cooler Temp: 1.4°C (Temp should be above freezing to 6°C)

Chain of Custody Present	Yes ☑ No ☐ NA ☐	1
Chain of Custody filled out	Yes ☑ No ☐ NA ☐	2
Chain of Custody relinquished	Yes ☑ No ☐ NA ☐	3
Sampler name & signature on COC	Yes ☑ No ☐ NA ☐	4
Sample received within HT	Yes ☑ No ☐ NA ☐	5
Short HT analyses (<72 hrs)	Yes ☐ No ☑ NA ☐	6
Rush TAT requested	Yes ☐ No ☑ NA ☐	7
Sufficient Volume received	Yes ☐ No ☑ NA ☐	8 Did not receive the 8015 samples for -010, -022, -023
Correct Container used Pace Container used	Yes ☑ No ☐ NA ☐ Yes ☑ No ☐ NA ☐	9
Container Intact	Yes ☑ No ☐ NA ☐	10
Unpreserved 5035A soil frozen within 48 hrs	Yes ☐ No ☐ NA ☑	11
Filtered volume received for Dissolved tests	Yes ☐ No ☐ NA ☑	12
Sample labels match COC Include date/time/ID/analyses Matrix: Water	Yes ☑ No ☐ NA ☐	13
All containers needing preservation have been checked	Yes ☑ No ☐ NA ☐	14a. Lot# of pH strip: 4715CF pH checked Yes ☑ No ☐ pH<2 ☑ pH>9 ☐ pH>12 ☐ Lot# of Iodine strip:_____ Lot# of Lead Acetate strip:_____
Do containers require preservation at the lab	Yes ☐ No ☑ NA ☐	14b. Preservation: / Lot#:
All containers needing preservation are found to be in Compliance with EPA recommendation **Exception:** VOA, coliform, O&G	Yes ☑ No ☐ NA ☐ Yes ☐ No ☑	14c.
Are soil samples (volatiles) received in Bulk ☐ Terracore ☐ EnCore ☐	NA ☑	15.
Trip Blank present Trip Blank Custody Seals Intact Pace Trip Blank Lot# (if purchased):_____	Yes ☐ No ☐ NA ☑ Yes ☐ No ☐ NA ☑	16.
Headspace in VOA (>6mm)	Yes ☐ No ☐ NA ☑	17.
Project sampled in USDA Regulated Area:	Yes ☐ No ☐ NA ☑	18. List State _____

Client Notification/Resolution/Comments:

Person Contacted:_____ Date:_____

Comments/Resolution:_____

Person Examining Contents: mm Date: 5-5-14

Pace Analytical

Sample Condition Upon Receipt

☑Dallas ☐Ft Worth ☐San Angelo

Client Name: Pace KS Project Work order: 7543729

Courier: FedEX ☑ UPS ☐ USPS ☐ Client ☐ Courier ☐ LSO ☐ PACE ☐ Other:

Tracking#: 6703 1644 1642 5895 + 6703 1642 5884 + 6703 5873

Custody Seal on Cooler/Box: Yes ☑ 5/6/16 No ☐ **Seals Intact:** Yes ☑ 1642 No ☐ NA ☐

Packing Material: Bubble Wrap ☐ Bubble Bags ☐ Foam ☑ None ☐ Other ☐

Thermometer Used: IR-02 Type of Ice: Wet ☑ Blue ☐ None ☐ Sample Received on ice, cooling process has begun ☑

Cooler Temp: 1.6°c (Temp should be above freezing to 6°C)

Chain of Custody Present	Yes ☑ No ☐ NA ☐	1
Chain of Custody filled out	Yes ☑ No ☐ NA ☐	2
Chain of Custody relinquished	Yes ☑ No ☐ NA ☐	3
Sampler name & signature on COC	5-6-16 Yes ☒ No ☑ NA ☐ MM	4
Sample received within HT	Yes ☑ No ☐ NA ☐	5
Short HT analyses (<72 hrs)	Yes ☐ No ☑ NA ☐	6
Rush TAT requested	Yes ☐ No ☑ NA ☐	7
Sufficient Volume received	Yes ☑ No ☐ NA ☐	8
Correct Container used Pace Container used	Yes ☑ No ☐ NA ☐ Yes ☑ No ☐ NA ☐	9
Container Intact	Yes ☑ No ☐ NA ☐	10
Unpreserved 5035A soil frozen within 48 hrs	Yes ☐ No ☐ NA ☑	11
Filtered volume received for Dissolved tests	Yes ☐ No ☐ NA ☑	12
Sample labels match COC Include date/time/ID/analyses Matrix: Water	Yes ☑ No ☐ NA ☐	13
All containers needing preservation have been checked	Yes ☑ No ☐ NA ☐	14a. Lot# of pH strip: 471546 pH checked Yes ☑ No ☐ pH<2 ☑ pH>9 ☐ pH>12 ☐ Lot# of Iodine strip: Lot# of Lead Acetate strip:
Do containers require preservation at the lab	Yes ☐ No ☑ NA ☐	14b. Preservation: / Lot#:
All containers needing preservation are found to be in Compliance with EPA recommendation **Exception**: VOA, coliform, O&G	Yes ☑ No ☐ NA ☐ Yes ☐ No ☑	14c.
Are soil samples (volatiles) received in Bulk ☐ Terracore ☐ EnCore ☐ NA ☑		15.
Trip Blank present Trip Blank Custody Seals Intact Pace Trip Blank Lot# (if purchased):	Yes ☐ No ☐ NA ☑ Yes ☐ No ☐ NA ☑	16.
Headspace in VOA (>6mm)	Yes ☐ No ☐ NA ☑	17.
Project sampled in USDA Regulated Area:	Yes ☐ No ☐ NA ☑	18. List State

Client Notification/Resolution/Comments:

Person Contacted: Date:

Comments/Resolution:

Person Examining Contents: MM Date: 5-6-16

Pace Analytical Services, Inc.
9608 Loiret Blvd.
Lenexa, KS 66219
(913)599-5665

May 17, 2016

Wendy Stonestreet
Ramboll Environ
7500 College Blvd Ste 925
Overland Park, KS 66210

RE: Project: FORT SMITH, AR
Pace Project No.: 60218294

Dear Wendy Stonestreet:
Enclosed are the analytical results for sample(s) received by the laboratory on May 04, 2016. The results relate only to the samples included in this report. Results reported herein conform to the most current TNI standards and the laboratory's Quality Assurance Manual, where applicable, unless otherwise noted in the body of the report.

If you have any questions concerning this report, please feel free to contact me.

Sincerely,

Colleen Clyne
colleen.clyne@pacelabs.com
Project Manager

Enclosures

cc: Tamara Gleason, Ramboll Environ

This report shall not be reproduced, except in full,
without the written consent of Pace Analytical Services, Inc..

Pace Analytical Services, Inc.
9608 Loiret Blvd.
Lenexa, KS 66219
(913)599-5665

CERTIFICATIONS

Project: FORT SMITH, AR
Pace Project No.: 60218294

Kansas Certification IDs

9608 Loiret Boulevard, Lenexa, KS 66219
WY STR Certification #: 2456.01
Arkansas Certification #: 15-016-0
Illinois Certification #: 003097
Iowa Certification #: 118
Kansas/NELAP Certification #: E-10116
Louisiana Certification #: 03055
Nevada Certification #: KS000212008A
Oklahoma Certification #: 9205/9935
Texas Certification #: T104704407
Utah Certification #: KS00021
Kansas Field Laboratory Accreditation: # E-92587

Dallas Certification IDs:

400 West Bethany Dr Suite 190, Allen, TX 75013
EPA# TX00074
Texas Certification #: T104704232-15-12
Texas Certification #: T104704232-14-8
Kansas Certification #: E-10388
Arkansas Certification #: 88-0647
Oklahoma Certification #: 2014-055
Louisiana Certification #: 02007

This report shall not be reproduced, except in full,
without the written consent of Pace Analytical Services, Inc..

Pace Analytical Services, Inc.
9608 Loiret Blvd.
Lenexa, KS 66219
(913)599-5665

SAMPLE SUMMARY

Project: FORT SMITH, AR
Pace Project No.: 60218294

Lab ID	Sample ID	Matrix	Date Collected	Date Received
60218294001	**MW-99-2016-05**	Water	05/03/16 08:55	05/04/16 05:05
60218294002	**MW-184-2016-05**	Water	05/03/16 12:20	05/04/16 05:05
60218294003	**MW-96-2016-05**	Water	05/03/16 10:07	05/04/16 05:05
60218294004	**MW-98-2016-05**	Water	05/03/16 11:40	05/04/16 05:05

REPORT OF LABORATORY ANALYSIS

This report shall not be reproduced, except in full,
without the written consent of Pace Analytical Services, Inc..

Pace Analytical Services, Inc.
9608 Loiret Blvd.
Lenexa, KS 66219
(913)599-5665

SAMPLE ANALYTE COUNT

Project: FORT SMITH, AR
Pace Project No.: 60218294

Lab ID	Sample ID	Method	Analysts	Analytes Reported	Laboratory
60218294001	**MW-99-2016-05**	EPA 8015 - Alcohol	MS1	1	PASI-D
		EPA 6010	TDS	2	PASI-K
		EPA 5030B/8260	PGH	38	PASI-K
		SM 2320B	HMM	3	PASI-K
		SM 3500-Fe B#4	TJG	1	PASI-K
		SM 4500-H+B	TJG	1	PASI-K
		SM 4500-S-2 D	HMM	1	PASI-K
		EPA 300.0	OL	2	PASI-K
		EPA 350.1	RAB	1	PASI-K
		EPA 353.2	CRS	3	PASI-K
		SM 4500-CO2 D	TJG	1	PASI-K
		SM 5310C	LDB	1	PASI-K
		SM 4500-P E	AR1	1	PASI-D
60218294002	**MW-184-2016-05**	EPA 8015 - Alcohol	MS1	1	PASI-D
		EPA 6010	TDS	2	PASI-K
		EPA 5030B/8260	PGH	38	PASI-K
		SM 2320B	HMM	3	PASI-K
		SM 3500-Fe B#4	TJG	1	PASI-K
		SM 4500-H+B	TJG	1	PASI-K
		SM 4500-S-2 D	HMM	1	PASI-K
		EPA 300.0	OL	2	PASI-K
		EPA 350.1	RAB	1	PASI-K
		EPA 353.2	CRS	3	PASI-K
		SM 4500-CO2 D	TJG	1	PASI-K
		SM 5310C	LDB	1	PASI-K
		SM 4500-P E	AR1	1	PASI-D
60218294003	**MW-96-2016-05**	EPA 8015 - Alcohol	MS1	1	PASI-D
		EPA 6010	TDS	2	PASI-K
		EPA 5030B/8260	PGH	38	PASI-K
		SM 2320B	HMM	3	PASI-K
		SM 3500-Fe B#4	TJG	1	PASI-K
		SM 4500-H+B	TJG	1	PASI-K
		SM 4500-S-2 D	HMM	1	PASI-K
		EPA 300.0	OL	2	PASI-K
		EPA 350.1	RAB	1	PASI-K
		EPA 353.2	CRS	3	PASI-K
		SM 4500-CO2 D	TJG	1	PASI-K

This report shall not be reproduced, except in full,
without the written consent of Pace Analytical Services, Inc..

Pace Analytical Services, Inc.
9608 Loiret Blvd.
Lenexa, KS 66219
(913)599-5665

SAMPLE ANALYTE COUNT

Project: FORT SMITH, AR
Pace Project No.: 60218294

Lab ID	Sample ID	Method	Analysts	Analytes Reported	Laboratory
		SM 5310C	LDB	1	PASI-K
		SM 4500-P E	AR1	1	PASI-D
60218294004	**MW-98-2016-05**	EPA 8015 - Alcohol	MS1	1	PASI-D
		EPA 6010	TDS	2	PASI-K
		EPA 5030B/8260	PGH	38	PASI-K
		SM 2320B	HMM	3	PASI-K
		SM 3500-Fe B#4	TJG	1	PASI-K
		SM 4500-H+B	TJG	1	PASI-K
		SM 4500-S-2 D	HMM	1	PASI-K
		EPA 300.0	OL	2	PASI-K
		EPA 350.1	RAB	1	PASI-K
		EPA 353.2	CRS	3	PASI-K
		SM 4500-CO2 D	TJG	1	PASI-K
		SM 5310C	LDB	1	PASI-K
		SM 4500-P E	AR1	1	PASI-D

This report shall not be reproduced, except in full,
without the written consent of Pace Analytical Services, Inc..

Pace Analytical Services, Inc.
9608 Loiret Blvd.
Lenexa, KS 66219
(913)599-5665

PROJECT NARRATIVE

Project: FORT SMITH, AR
Pace Project No.: 60218294

Method: **EPA 8015 - Alcohol**
Description: Alcohol by Direct Inject GCFID
Client: Ramboll Environ_AR
Date: May 17, 2016

General Information:
4 samples were analyzed for EPA 8015 - Alcohol. All samples were received in acceptable condition with any exceptions noted below or on the chain-of custody and/or the sample condition upon receipt form (SCUR) attached at the end of this report.

Hold Time:
The samples were analyzed within the method required hold times with any exceptions noted below.

Initial Calibrations (including MS Tune as applicable):
All criteria were within method requirements with any exceptions noted below.

Continuing Calibration:
All criteria were within method requirements with any exceptions noted below.

Surrogates:
All surrogates were within QC limits with any exceptions noted below.

Method Blank:
All analytes were below the report limit in the method blank, where applicable, with any exceptions noted below.

Laboratory Control Spike:
All laboratory control spike compounds were within QC limits with any exceptions noted below.

Matrix Spikes:
All percent recoveries and relative percent differences (RPDs) were within acceptance criteria with any exceptions noted below.

Additional Comments:

This report shall not be reproduced, except in full,
without the written consent of Pace Analytical Services, Inc..

Pace Analytical Services, Inc.
9608 Loiret Blvd.
Lenexa, KS 66219
(913)599-5665

PROJECT NARRATIVE

Project: FORT SMITH, AR
Pace Project No.: 60218294

Method: **EPA 6010**
Description: 6010 MET ICP
Client: Ramboll Environ_AR
Date: May 17, 2016

General Information:
4 samples were analyzed for EPA 6010. All samples were received in acceptable condition with any exceptions noted below or on the chain-of custody and/or the sample condition upon receipt form (SCUR) attached at the end of this report.

Hold Time:
The samples were analyzed within the method required hold times with any exceptions noted below.

Sample Preparation:
The samples were prepared in accordance with EPA 3010 with any exceptions noted below.

Initial Calibrations (including MS Tune as applicable):
All criteria were within method requirements with any exceptions noted below.

Continuing Calibration:
All criteria were within method requirements with any exceptions noted below.

Method Blank:
All analytes were below the report limit in the method blank, where applicable, with any exceptions noted below.

Laboratory Control Spike:
All laboratory control spike compounds were within QC limits with any exceptions noted below.

Matrix Spikes:
All percent recoveries and relative percent differences (RPDs) were within acceptance criteria with any exceptions noted below.

Additional Comments:

This report shall not be reproduced, except in full,
without the written consent of Pace Analytical Services, Inc..

Pace Analytical Services, Inc.
9608 Loiret Blvd.
Lenexa, KS 66219
(913)599-5665

PROJECT NARRATIVE

Project: FORT SMITH, AR
Pace Project No.: 60218294

Method: **EPA 5030B/8260**
Description: 8260 MSV
Client: Ramboll Environ_AR
Date: May 17, 2016

General Information:
4 samples were analyzed for EPA 5030B/8260. All samples were received in acceptable condition with any exceptions noted below or on the chain-of custody and/or the sample condition upon receipt form (SCUR) attached at the end of this report.

Hold Time:
The samples were analyzed within the method required hold times with any exceptions noted below.

Initial Calibrations (including MS Tune as applicable):
All criteria were within method requirements with any exceptions noted below.

Continuing Calibration:
All criteria were within method requirements with any exceptions noted below.

Internal Standards:
All internal standards were within QC limits with any exceptions noted below.

Surrogates:
All surrogates were within QC limits with any exceptions noted below.

Method Blank:
All analytes were below the report limit in the method blank, where applicable, with any exceptions noted below.

Laboratory Control Spike:
All laboratory control spike compounds were within QC limits with any exceptions noted below.

Matrix Spikes:
All percent recoveries and relative percent differences (RPDs) were within acceptance criteria with any exceptions noted below.

QC Batch: MSV/75668

A matrix spike/matrix spike duplicate was not performed due to insufficient sample volume.

Additional Comments:

This report shall not be reproduced, except in full,
without the written consent of Pace Analytical Services, Inc..

Pace Analytical Services, Inc.
9608 Loiret Blvd.
Lenexa, KS 66219
(913)599-5665

PROJECT NARRATIVE

Project: FORT SMITH, AR
Pace Project No.: 60218294

Method: **SM 2320B**
Description: 2320B Alkalinity
Client: Ramboll Environ_AR
Date: May 17, 2016

General Information:
4 samples were analyzed for SM 2320B. All samples were received in acceptable condition with any exceptions noted below or on the chain-of custody and/or the sample condition upon receipt form (SCUR) attached at the end of this report.

Hold Time:
The samples were analyzed within the method required hold times with any exceptions noted below.

Method Blank:
All analytes were below the report limit in the method blank, where applicable, with any exceptions noted below.

Laboratory Control Spike:
All laboratory control spike compounds were within QC limits with any exceptions noted below.

Matrix Spikes:
All percent recoveries and relative percent differences (RPDs) were within acceptance criteria with any exceptions noted below.

Duplicate Sample:
All duplicate sample results were within method acceptance criteria with any exceptions noted below.

Additional Comments:

This report shall not be reproduced, except in full,
without the written consent of Pace Analytical Services, Inc..

Pace Analytical Services, Inc.
9608 Loiret Blvd.
Lenexa, KS 66219
(913)599-5665

PROJECT NARRATIVE

Project: FORT SMITH, AR
Pace Project No.: 60218294

Method: **SM 3500-Fe B#4**
Description: Iron, Ferric (Calculation)
Client: Ramboll Environ_AR
Date: May 17, 2016

General Information:
4 samples were analyzed for SM 3500-Fe B#4. All samples were received in acceptable condition with any exceptions noted below or on the chain-of custody and/or the sample condition upon receipt form (SCUR) attached at the end of this report.

Hold Time:
The samples were analyzed within the method required hold times with any exceptions noted below.

Method Blank:
All analytes were below the report limit in the method blank, where applicable, with any exceptions noted below.

Laboratory Control Spike:
All laboratory control spike compounds were within QC limits with any exceptions noted below.

Matrix Spikes:
All percent recoveries and relative percent differences (RPDs) were within acceptance criteria with any exceptions noted below.

Additional Comments:

Batch Comments:

Ferrous Fe perfromed in the field
- QC Batch: WET / 61813

This report shall not be reproduced, except in full,
without the written consent of Pace Analytical Services, Inc..

Pace Analytical Services, Inc.
9608 Loiret Blvd.
Lenexa, KS 66219
(913)599-5665

PROJECT NARRATIVE

Project: FORT SMITH, AR
Pace Project No.: 60218294

Method: **SM 4500-H+B**
Description: 4500H+ pH, Electrometric
Client: Ramboll Environ_AR
Date: May 17, 2016

General Information:
4 samples were analyzed for SM 4500-H+B. All samples were received in acceptable condition with any exceptions noted below or on the chain-of custody and/or the sample condition upon receipt form (SCUR) attached at the end of this report.

Hold Time:
The samples were analyzed within the method required hold times with any exceptions noted below.

H6: Analysis initiated outside of the 15 minute EPA required holding time.
- MW-184-2016-05 (Lab ID: 60218294002)
- MW-96-2016-05 (Lab ID: 60218294003)
- MW-98-2016-05 (Lab ID: 60218294004)
- MW-99-2016-05 (Lab ID: 60218294001)

Method Blank:
All analytes were below the report limit in the method blank, where applicable, with any exceptions noted below.

Laboratory Control Spike:
All laboratory control spike compounds were within QC limits with any exceptions noted below.

Matrix Spikes:
All percent recoveries and relative percent differences (RPDs) were within acceptance criteria with any exceptions noted below.

Additional Comments:

Batch Comments:

Field pH
- QC Batch: WET / 61817

This report shall not be reproduced, except in full,
without the written consent of Pace Analytical Services, Inc..

Pace Analytical Services, Inc.
9608 Loiret Blvd.
Lenexa, KS 66219
(913)599-5665

PROJECT NARRATIVE

Project: FORT SMITH, AR
Pace Project No.: 60218294

Method: **SM 4500-S-2 D**
Description: 4500S2D Sulfide, Total
Client: Ramboll Environ_AR
Date: May 17, 2016

General Information:
4 samples were analyzed for SM 4500-S-2 D. All samples were received in acceptable condition with any exceptions noted below or on the chain-of custody and/or the sample condition upon receipt form (SCUR) attached at the end of this report.

Hold Time:
The samples were analyzed within the method required hold times with any exceptions noted below.

Method Blank:
All analytes were below the report limit in the method blank, where applicable, with any exceptions noted below.

Laboratory Control Spike:
All laboratory control spike compounds were within QC limits with any exceptions noted below.

Matrix Spikes:
All percent recoveries and relative percent differences (RPDs) were within acceptance criteria with any exceptions noted below.

QC Batch: WET/61627

A matrix spike and/or matrix spike duplicate (MS/MSD) were performed on the following sample(s): 60218344001

M1: Matrix spike recovery exceeded QC limits. Batch accepted based on laboratory control sample (LCS) recovery.

- MS (Lab ID: 1752525)
  - Sulfide, Total
- MSD (Lab ID: 1752526)
  - Sulfide, Total

Duplicate Sample:
All duplicate sample results were within method acceptance criteria with any exceptions noted below.

Additional Comments:

This report shall not be reproduced, except in full,
without the written consent of Pace Analytical Services, Inc..

Pace Analytical Services, Inc.
9608 Loiret Blvd.
Lenexa, KS 66219
(913)599-5665

PROJECT NARRATIVE

Project: FORT SMITH, AR
Pace Project No.: 60218294

Method: **EPA 300.0**
Description: 300.0 IC Anions 28 Days
Client: Ramboll Environ_AR
Date: May 17, 2016

General Information:
4 samples were analyzed for EPA 300.0. All samples were received in acceptable condition with any exceptions noted below or on the chain-of custody and/or the sample condition upon receipt form (SCUR) attached at the end of this report.

Hold Time:
The samples were analyzed within the method required hold times with any exceptions noted below.

Initial Calibrations (including MS Tune as applicable):
All criteria were within method requirements with any exceptions noted below.

Continuing Calibration:
All criteria were within method requirements with any exceptions noted below.

Method Blank:
All analytes were below the report limit in the method blank, where applicable, with any exceptions noted below.

Laboratory Control Spike:
All laboratory control spike compounds were within QC limits with any exceptions noted below.

Matrix Spikes:
All percent recoveries and relative percent differences (RPDs) were within acceptance criteria with any exceptions noted below.

Additional Comments:

This report shall not be reproduced, except in full,
without the written consent of Pace Analytical Services, Inc..

Pace Analytical Services, Inc.
9608 Loiret Blvd.
Lenexa, KS 66219
(913)599-5665

PROJECT NARRATIVE

Project: FORT SMITH, AR
Pace Project No.: 60218294

Method: **EPA 350.1**
Description: 350.1 Ammonia
Client: Ramboll Environ_AR
Date: May 17, 2016

General Information:
4 samples were analyzed for EPA 350.1. All samples were received in acceptable condition with any exceptions noted below or on the chain-of custody and/or the sample condition upon receipt form (SCUR) attached at the end of this report.

Hold Time:
The samples were analyzed within the method required hold times with any exceptions noted below.

Initial Calibrations (including MS Tune as applicable):
All criteria were within method requirements with any exceptions noted below.

Continuing Calibration:
All criteria were within method requirements with any exceptions noted below.

Method Blank:
All analytes were below the report limit in the method blank, where applicable, with any exceptions noted below.

Laboratory Control Spike:
All laboratory control spike compounds were within QC limits with any exceptions noted below.

Matrix Spikes:
All percent recoveries and relative percent differences (RPDs) were within acceptance criteria with any exceptions noted below.

Duplicate Sample:
All duplicate sample results were within method acceptance criteria with any exceptions noted below.

Additional Comments:

This report shall not be reproduced, except in full,
without the written consent of Pace Analytical Services, Inc..

Pace Analytical Services, Inc.
9608 Loiret Blvd.
Lenexa, KS 66219
(913)599-5665

PROJECT NARRATIVE

Project: FORT SMITH, AR
Pace Project No.: 60218294

Method: **EPA 353.2**
Description: 353.2 Nitrogen, NO2/NO3 unpres
Client: Ramboll Environ_AR
Date: May 17, 2016

General Information:
4 samples were analyzed for EPA 353.2. All samples were received in acceptable condition with any exceptions noted below or on the chain-of custody and/or the sample condition upon receipt form (SCUR) attached at the end of this report.

Hold Time:
The samples were analyzed within the method required hold times with any exceptions noted below.

Initial Calibrations (including MS Tune as applicable):
All criteria were within method requirements with any exceptions noted below.

Continuing Calibration:
All criteria were within method requirements with any exceptions noted below.

Method Blank:
All analytes were below the report limit in the method blank, where applicable, with any exceptions noted below.

Laboratory Control Spike:
All laboratory control spike compounds were within QC limits with any exceptions noted below.

Matrix Spikes:
All percent recoveries and relative percent differences (RPDs) were within acceptance criteria with any exceptions noted below.

Duplicate Sample:
All duplicate sample results were within method acceptance criteria with any exceptions noted below.

Additional Comments:

This report shall not be reproduced, except in full,
without the written consent of Pace Analytical Services, Inc..

Pace Analytical Services, Inc.
9608 Loiret Blvd.
Lenexa, KS 66219
(913)599-5665

PROJECT NARRATIVE

Project: FORT SMITH, AR
Pace Project No.: 60218294

Method: **SM 4500-CO2 D**
Description: Total Carbon Dioxide Calc
Client: Ramboll Environ_AR
Date: May 17, 2016

General Information:
4 samples were analyzed for SM 4500-CO2 D. All samples were received in acceptable condition with any exceptions noted below or on the chain-of custody and/or the sample condition upon receipt form (SCUR) attached at the end of this report.

Hold Time:
The samples were analyzed within the method required hold times with any exceptions noted below.

Initial Calibrations (including MS Tune as applicable):
All criteria were within method requirements with any exceptions noted below.

Continuing Calibration:
All criteria were within method requirements with any exceptions noted below.

Method Blank:
All analytes were below the report limit in the method blank, where applicable, with any exceptions noted below.

Laboratory Control Spike:
All laboratory control spike compounds were within QC limits with any exceptions noted below.

Matrix Spikes:
All percent recoveries and relative percent differences (RPDs) were within acceptance criteria with any exceptions noted below.

Additional Comments:

This report shall not be reproduced, except in full,
without the written consent of Pace Analytical Services, Inc..

Pace Analytical Services, Inc.
9608 Loiret Blvd.
Lenexa, KS 66219
(913)599-5665

PROJECT NARRATIVE

Project: FORT SMITH, AR
Pace Project No.: 60218294

Method: **SM 5310C**
Description: 5310C TOC
Client: Ramboll Environ_AR
Date: May 17, 2016

General Information:
4 samples were analyzed for SM 5310C. All samples were received in acceptable condition with any exceptions noted below or on the chain-of custody and/or the sample condition upon receipt form (SCUR) attached at the end of this report.

Hold Time:
The samples were analyzed within the method required hold times with any exceptions noted below.

Initial Calibrations (including MS Tune as applicable):
All criteria were within method requirements with any exceptions noted below.

Continuing Calibration:
All criteria were within method requirements with any exceptions noted below.

Method Blank:
All analytes were below the report limit in the method blank, where applicable, with any exceptions noted below.

QC Batch: WETA/39388

B: Analyte was detected in the associated method blank.

- BLANK for HBN 429613 [WETA/393 (Lab ID: 1755250)
  - Total Organic Carbon

Laboratory Control Spike:
All laboratory control spike compounds were within QC limits with any exceptions noted below.

Matrix Spikes:
All percent recoveries and relative percent differences (RPDs) were within acceptance criteria with any exceptions noted below.

QC Batch: WETA/39388

A matrix spike and/or matrix spike duplicate (MS/MSD) were performed on the following sample(s): 60218184009

M1: Matrix spike recovery exceeded QC limits. Batch accepted based on laboratory control sample (LCS) recovery.

- MS (Lab ID: 1755252)
  - Total Organic Carbon

Duplicate Sample:
All duplicate sample results were within method acceptance criteria with any exceptions noted below.

Additional Comments:

This report shall not be reproduced, except in full,
without the written consent of Pace Analytical Services, Inc..

Pace Analytical Services, Inc.
9608 Loiret Blvd.
Lenexa, KS 66219
(913)599-5665

PROJECT NARRATIVE

Project: FORT SMITH, AR
Pace Project No.: 60218294

Method: **SM 4500-P E**
Description: SM4500P-E, Total Phosphorus
Client: Ramboll Environ_AR
Date: May 17, 2016

General Information:
4 samples were analyzed for SM 4500-P E. All samples were received in acceptable condition with any exceptions noted below or on the chain-of custody and/or the sample condition upon receipt form (SCUR) attached at the end of this report.

Hold Time:
The samples were analyzed within the method required hold times with any exceptions noted below.

Sample Preparation:
The samples were prepared in accordance with SM4500-P B with any exceptions noted below.

Initial Calibrations (including MS Tune as applicable):
All criteria were within method requirements with any exceptions noted below.

Continuing Calibration:
All criteria were within method requirements with any exceptions noted below.

Method Blank:
All analytes were below the report limit in the method blank, where applicable, with any exceptions noted below.

Laboratory Control Spike:
All laboratory control spike compounds were within QC limits with any exceptions noted below.

Matrix Spikes:
All percent recoveries and relative percent differences (RPDs) were within acceptance criteria with any exceptions noted below.

Additional Comments:

This data package has been reviewed for quality and completeness and is approved for release.

This report shall not be reproduced, except in full,
without the written consent of Pace Analytical Services, Inc..

Pace Analytical Services, Inc.
9608 Loiret Blvd.
Lenexa, KS 66219
(913)599-5665

ANALYTICAL RESULTS

Project: FORT SMITH, AR
Pace Project No.: 60218294

Sample: MW-99-2016-05 **Lab ID: 60218294001** Collected: 05/03/16 08:55 Received: 05/04/16 05:05 Matrix: Water

Parameters	Results	Units	Report Limit	MDL	DF	Prepared	Analyzed	CAS No.	Qual
Alcohol by Direct Inject GCFID	Analytical Method: EPA 8015 - Alcohol								
2-Chloroethanol	ND	ug/L	10000	1510	1		05/10/16 16:30	107-07-3	
6010 MET ICP	Analytical Method: EPA 6010 Preparation Method: EPA 3010								
Iron	**1590**	ug/L	50.0	8.8	1	05/04/16 14:25	05/05/16 12:09	7439-89-6	
Manganese	**34.5**	ug/L	5.0	0.25	1	05/04/16 14:25	05/05/16 12:09	7439-96-5	
8260 MSV	Analytical Method: EPA 5030B/8260								
Acetone	ND	ug/L	10.0	1.9	1		05/10/16 10:11	67-64-1	
Benzene	ND	ug/L	1.0	0.060	1		05/10/16 10:11	71-43-2	
Bromodichloromethane	ND	ug/L	1.0	0.19	1		05/10/16 10:11	75-27-4	
Bromoform	ND	ug/L	1.0	0.070	1		05/10/16 10:11	75-25-2	
Bromomethane	ND	ug/L	5.0	0.16	1		05/10/16 10:11	74-83-9	
2-Butanone (MEK)	ND	ug/L	10.0	0.59	1		05/10/16 10:11	78-93-3	
Carbon disulfide	ND	ug/L	5.0	0.12	1		05/10/16 10:11	75-15-0	
Carbon tetrachloride	ND	ug/L	1.0	0.18	1		05/10/16 10:11	56-23-5	
Chlorobenzene	ND	ug/L	1.0	0.21	1		05/10/16 10:11	108-90-7	
Chloroethane	ND	ug/L	1.0	0.15	1		05/10/16 10:11	75-00-3	
Chloroform	ND	ug/L	1.0	0.14	1		05/10/16 10:11	67-66-3	
Chloromethane	ND	ug/L	1.0	0.080	1		05/10/16 10:11	74-87-3	
Dibromochloromethane	ND	ug/L	1.0	0.21	1		05/10/16 10:11	124-48-1	
1,1-Dichloroethane	ND	ug/L	1.0	0.050	1		05/10/16 10:11	75-34-3	
1,2-Dichloroethane	ND	ug/L	1.0	0.12	1		05/10/16 10:11	107-06-2	
1,1-Dichloroethene	ND	ug/L	1.0	0.20	1		05/10/16 10:11	75-35-4	
cis-1,2-Dichloroethene	ND	ug/L	1.0	0.080	1		05/10/16 10:11	156-59-2	
trans-1,2-Dichloroethene	ND	ug/L	1.0	0.20	1		05/10/16 10:11	156-60-5	
1,2-Dichloropropane	ND	ug/L	1.0	0.16	1		05/10/16 10:11	78-87-5	
cis-1,3-Dichloropropene	ND	ug/L	1.0	0.14	1		05/10/16 10:11	10061-01-5	
trans-1,3-Dichloropropene	ND	ug/L	1.0	0.12	1		05/10/16 10:11	10061-02-6	
Ethylbenzene	ND	ug/L	1.0	0.18	1		05/10/16 10:11	100-41-4	
2-Hexanone	ND	ug/L	10.0	1.2	1		05/10/16 10:11	591-78-6	
Methylene chloride	ND	ug/L	1.0	0.15	1		05/10/16 10:11	75-09-2	
4-Methyl-2-pentanone (MIBK)	ND	ug/L	10.0	0.42	1		05/10/16 10:11	108-10-1	
Styrene	ND	ug/L	1.0	0.12	1		05/10/16 10:11	100-42-5	
1,1,2,2-Tetrachloroethane	ND	ug/L	1.0	0.15	1		05/10/16 10:11	79-34-5	
Tetrachloroethene	ND	ug/L	1.0	0.10	1		05/10/16 10:11	127-18-4	
Toluene	ND	ug/L	1.0	0.17	1		05/10/16 10:11	108-88-3	
1,1,1-Trichloroethane	ND	ug/L	1.0	0.11	1		05/10/16 10:11	71-55-6	
1,1,2-Trichloroethane	ND	ug/L	1.0	0.20	1		05/10/16 10:11	79-00-5	
Trichloroethene	ND	ug/L	1.0	0.17	1		05/10/16 10:11	79-01-6	
Vinyl chloride	ND	ug/L	1.0	0.13	1		05/10/16 10:11	75-01-4	
Xylene (Total)	ND	ug/L	3.0	0.42	1		05/10/16 10:11	1330-20-7	
Surrogates									
4-Bromofluorobenzene (S)	99	%	77-130		1		05/10/16 10:11	460-00-4	
1,2-Dichloroethane-d4 (S)	96	%	81-127		1		05/10/16 10:11	17060-07-0	
Toluene-d8 (S)	97	%	80-120		1		05/10/16 10:11	2037-26-5	
Preservation pH	**1.0**		0.10	0.10	1		05/10/16 10:11		

REPORT OF LABORATORY ANALYSIS

This report shall not be reproduced, except in full,
without the written consent of Pace Analytical Services, Inc..

Pace Analytical Services, Inc.
9608 Loiret Blvd.
Lenexa, KS 66219
(913)599-5665

ANALYTICAL RESULTS

Project: FORT SMITH, AR
Pace Project No.: 60218294

Sample: MW-99-2016-05 **Lab ID: 60218294001** Collected: 05/03/16 08:55 Received: 05/04/16 05:05 Matrix: Water

Parameters	Results	Units	Report Limit	MDL	DF	Prepared	Analyzed	CAS No.	Qual
2320B Alkalinity	Analytical Method: SM 2320B								
Alkalinity,Bicarbonate (CaCO3)	**57.3**	mg/L	20.0	2.0	1		05/10/16 15:19		
Alkalinity, Carbonate (CaCO3)	ND	mg/L	20.0	2.0	1		05/10/16 15:19		
Alkalinity, Total as CaCO3	**57.3**	mg/L	20.0	2.0	1		05/10/16 15:19		
Iron, Ferric (Calculation)	Analytical Method: SM 3500-Fe B#4								
Iron, Ferric	**1.5**	mg/L	0.20		1		05/16/16 00:00	7439-89-6	
4500H+ pH, Electrometric	Analytical Method: SM 4500-H+B								
pH at 25 Degrees C	**6.3**	Std. Units	0.10	0.10	1		05/03/16 17:00		H6
4500S2D Sulfide, Total	Analytical Method: SM 4500-S-2 D								
Sulfide, Total	ND	mg/L	0.050	0.012	1		05/06/16 17:37	18496-25-8	
300.0 IC Anions 28 Days	Analytical Method: EPA 300.0								
Chloride	**5.7**	mg/L	1.0	0.50	1		05/08/16 18:44	16887-00-6	
Sulfate	**7.1**	mg/L	1.0	0.25	1		05/08/16 18:44	14808-79-8	
350.1 Ammonia	Analytical Method: EPA 350.1								
Nitrogen, Ammonia	ND	mg/L	0.10	0.046	1		05/09/16 18:26	7664-41-7	
353.2 Nitrogen, NO2/NO3 unpres	Analytical Method: EPA 353.2								
Nitrogen, Nitrate	**0.70**	mg/L	0.10	0.012	1		05/04/16 14:49		
Nitrogen, Nitrite	ND	mg/L	0.10	0.010	1		05/04/16 14:49		
Nitrogen, NO2 plus NO3	**0.70**	mg/L	0.10	0.012	1		05/04/16 14:49		
Total Carbon Dioxide Calc	Analytical Method: SM 4500-CO2 D								
Carbon Dioxide Calculation	**112**	mg/L	20.0	20.0	1		05/17/16 11:50		
5310C TOC	Analytical Method: SM 5310C								
Total Organic Carbon	**0.36J**	mg/L	1.0	0.054	1		05/10/16 14:52	7440-44-0	B
SM4500P-E, Total Phosphorus	Analytical Method: SM 4500-P E Preparation Method: SM4500-P B								
Phosphate as P04	**0.17**	mg/L	0.030	0.010	1	05/12/16 06:21	05/12/16 11:05		

REPORT OF LABORATORY ANALYSIS

This report shall not be reproduced, except in full,
without the written consent of Pace Analytical Services, Inc..

Pace Analytical Services, Inc.
9608 Loiret Blvd.
Lenexa, KS 66219
(913)599-5665

ANALYTICAL RESULTS

Project: FORT SMITH, AR
Pace Project No.: 60218294

Sample: MW-184-2016-05 **Lab ID: 60218294002** Collected: 05/03/16 12:20 Received: 05/04/16 05:05 Matrix: Water

Parameters	Results	Units	Report Limit	MDL	DF	Prepared	Analyzed	CAS No.	Qual
Alcohol by Direct Inject GCFID	Analytical Method: EPA 8015 - Alcohol								
2-Chloroethanol	ND	ug/L	10000	1510	1		05/10/16 16:42	107-07-3	
6010 MET ICP	Analytical Method: EPA 6010 Preparation Method: EPA 3010								
Iron	**1480**	ug/L	50.0	8.8	1	05/04/16 14:25	05/05/16 12:12	7439-89-6	
Manganese	**292**	ug/L	5.0	0.25	1	05/04/16 14:25	05/05/16 12:12	7439-96-5	
8260 MSV	Analytical Method: EPA 5030B/8260								
Acetone	ND	ug/L	10.0	1.9	1		05/10/16 10:26	67-64-1	
Benzene	ND	ug/L	1.0	0.060	1		05/10/16 10:26	71-43-2	
Bromodichloromethane	ND	ug/L	1.0	0.19	1		05/10/16 10:26	75-27-4	
Bromoform	ND	ug/L	1.0	0.070	1		05/10/16 10:26	75-25-2	
Bromomethane	ND	ug/L	5.0	0.16	1		05/10/16 10:26	74-83-9	
2-Butanone (MEK)	ND	ug/L	10.0	0.59	1		05/10/16 10:26	78-93-3	
Carbon disulfide	ND	ug/L	5.0	0.12	1		05/10/16 10:26	75-15-0	
Carbon tetrachloride	ND	ug/L	1.0	0.18	1		05/10/16 10:26	56-23-5	
Chlorobenzene	ND	ug/L	1.0	0.21	1		05/10/16 10:26	108-90-7	
Chloroethane	ND	ug/L	1.0	0.15	1		05/10/16 10:26	75-00-3	
Chloroform	ND	ug/L	1.0	0.14	1		05/10/16 10:26	67-66-3	
Chloromethane	ND	ug/L	1.0	0.080	1		05/10/16 10:26	74-87-3	
Dibromochloromethane	ND	ug/L	1.0	0.21	1		05/10/16 10:26	124-48-1	
1,1-Dichloroethane	ND	ug/L	1.0	0.050	1		05/10/16 10:26	75-34-3	
1,2-Dichloroethane	ND	ug/L	1.0	0.12	1		05/10/16 10:26	107-06-2	
1,1-Dichloroethene	ND	ug/L	1.0	0.20	1		05/10/16 10:26	75-35-4	
cis-1,2-Dichloroethene	ND	ug/L	1.0	0.080	1		05/10/16 10:26	156-59-2	
trans-1,2-Dichloroethene	ND	ug/L	1.0	0.20	1		05/10/16 10:26	156-60-5	
1,2-Dichloropropane	ND	ug/L	1.0	0.16	1		05/10/16 10:26	78-87-5	
cis-1,3-Dichloropropene	ND	ug/L	1.0	0.14	1		05/10/16 10:26	10061-01-5	
trans-1,3-Dichloropropene	ND	ug/L	1.0	0.12	1		05/10/16 10:26	10061-02-6	
Ethylbenzene	ND	ug/L	1.0	0.18	1		05/10/16 10:26	100-41-4	
2-Hexanone	ND	ug/L	10.0	1.2	1		05/10/16 10:26	591-78-6	
Methylene chloride	ND	ug/L	1.0	0.15	1		05/10/16 10:26	75-09-2	
4-Methyl-2-pentanone (MIBK)	ND	ug/L	10.0	0.42	1		05/10/16 10:26	108-10-1	
Styrene	ND	ug/L	1.0	0.12	1		05/10/16 10:26	100-42-5	
1,1,2,2-Tetrachloroethane	ND	ug/L	1.0	0.15	1		05/10/16 10:26	79-34-5	
Tetrachloroethene	ND	ug/L	1.0	0.10	1		05/10/16 10:26	127-18-4	
Toluene	ND	ug/L	1.0	0.17	1		05/10/16 10:26	108-88-3	
1,1,1-Trichloroethane	ND	ug/L	1.0	0.11	1		05/10/16 10:26	71-55-6	
1,1,2-Trichloroethane	ND	ug/L	1.0	0.20	1		05/10/16 10:26	79-00-5	
Trichloroethene	ND	ug/L	1.0	0.17	1		05/10/16 10:26	79-01-6	
Vinyl chloride	ND	ug/L	1.0	0.13	1		05/10/16 10:26	75-01-4	
Xylene (Total)	ND	ug/L	3.0	0.42	1		05/10/16 10:26	1330-20-7	
Surrogates									
4-Bromofluorobenzene (S)	101	%	77-130		1		05/10/16 10:26	460-00-4	
1,2-Dichloroethane-d4 (S)	96	%	81-127		1		05/10/16 10:26	17060-07-0	
Toluene-d8 (S)	97	%	80-120		1		05/10/16 10:26	2037-26-5	
Preservation pH	**1.0**		0.10	0.10	1		05/10/16 10:26		

REPORT OF LABORATORY ANALYSIS

This report shall not be reproduced, except in full,
without the written consent of Pace Analytical Services, Inc..

Pace Analytical Services, Inc.
9608 Loiret Blvd.
Lenexa, KS 66219
(913)599-5665

ANALYTICAL RESULTS

Project: FORT SMITH, AR
Pace Project No.: 60218294

Sample: MW-184-2016-05 **Lab ID: 60218294002** Collected: 05/03/16 12:20 Received: 05/04/16 05:05 Matrix: Water

Parameters	Results	Units	Report Limit	MDL	DF	Prepared	Analyzed	CAS No.	Qual
2320B Alkalinity	Analytical Method: SM 2320B								
Alkalinity,Bicarbonate (CaCO3)	**51.7**	mg/L	20.0	2.0	1		05/11/16 10:06		
Alkalinity, Carbonate (CaCO3)	ND	mg/L	20.0	2.0	1		05/11/16 10:06		
Alkalinity, Total as CaCO3	**51.7**	mg/L	20.0	2.0	1		05/11/16 10:06		
Iron, Ferric (Calculation)	Analytical Method: SM 3500-Fe B#4								
Iron, Ferric	**1.4**	mg/L	0.20		1		05/16/16 00:00	7439-89-6	
4500H+ pH, Electrometric	Analytical Method: SM 4500-H+B								
pH at 25 Degrees C	**6.2**	Std. Units	0.10	0.10	1		05/03/16 17:00		H6
4500S2D Sulfide, Total	Analytical Method: SM 4500-S-2 D								
Sulfide, Total	ND	mg/L	0.050	0.012	1		05/06/16 17:37	18496-25-8	
300.0 IC Anions 28 Days	Analytical Method: EPA 300.0								
Chloride	**7.2**	mg/L	1.0	0.50	1		05/08/16 19:28	16887-00-6	
Sulfate	**3.1**	mg/L	1.0	0.25	1		05/08/16 19:28	14808-79-8	
350.1 Ammonia	Analytical Method: EPA 350.1								
Nitrogen, Ammonia	**0.60**	mg/L	0.10	0.046	1		05/09/16 18:29	7664-41-7	
353.2 Nitrogen, NO2/NO3 unpres	Analytical Method: EPA 353.2								
Nitrogen, Nitrate	**0.54**	mg/L	0.10	0.012	1		05/04/16 16:23		
Nitrogen, Nitrite	ND	mg/L	0.10	0.010	1		05/04/16 16:23		
Nitrogen, NO2 plus NO3	**0.54**	mg/L	0.10	0.012	1		05/04/16 16:23		
Total Carbon Dioxide Calc	Analytical Method: SM 4500-CO2 D								
Carbon Dioxide Calculation	**105**	mg/L	20.0	20.0	1		05/17/16 11:50		
5310C TOC	Analytical Method: SM 5310C								
Total Organic Carbon	**0.38J**	mg/L	1.0	0.054	1		05/10/16 15:05	7440-44-0	B
SM4500P-E, Total Phosphorus	Analytical Method: SM 4500-P E Preparation Method: SM4500-P B								
Phosphate as P04	**0.11**	mg/L	0.030	0.010	1	05/12/16 06:21	05/12/16 11:06		

REPORT OF LABORATORY ANALYSIS

This report shall not be reproduced, except in full,
without the written consent of Pace Analytical Services, Inc..

Pace Analytical Services, Inc.
9608 Loiret Blvd.
Lenexa, KS 66219
(913)599-5665

ANALYTICAL RESULTS

Project: FORT SMITH, AR
Pace Project No.: 60218294

Sample: MW-96-2016-05 **Lab ID: 60218294003** Collected: 05/03/16 10:07 Received: 05/04/16 05:05 Matrix: Water

Parameters	Results	Units	Report Limit	MDL	DF	Prepared	Analyzed	CAS No.	Qual
Alcohol by Direct Inject GCFID	Analytical Method: EPA 8015 - Alcohol								
2-Chloroethanol	ND	ug/L	10000	1510	1		05/10/16 16:53	107-07-3	
6010 MET ICP	Analytical Method: EPA 6010 Preparation Method: EPA 3010								
Iron	**2000**	ug/L	50.0	8.8	1	05/04/16 14:25	05/05/16 12:14	7439-89-6	
Manganese	**536**	ug/L	5.0	0.25	1	05/04/16 14:25	05/05/16 12:14	7439-96-5	
8260 MSV	Analytical Method: EPA 5030B/8260								
Acetone	ND	ug/L	10.0	1.9	1		05/10/16 10:40	67-64-1	
Benzene	ND	ug/L	1.0	0.060	1		05/10/16 10:40	71-43-2	
Bromodichloromethane	ND	ug/L	1.0	0.19	1		05/10/16 10:40	75-27-4	
Bromoform	ND	ug/L	1.0	0.070	1		05/10/16 10:40	75-25-2	
Bromomethane	ND	ug/L	5.0	0.16	1		05/10/16 10:40	74-83-9	
2-Butanone (MEK)	ND	ug/L	10.0	0.59	1		05/10/16 10:40	78-93-3	
Carbon disulfide	ND	ug/L	5.0	0.12	1		05/10/16 10:40	75-15-0	
Carbon tetrachloride	ND	ug/L	1.0	0.18	1		05/10/16 10:40	56-23-5	
Chlorobenzene	ND	ug/L	1.0	0.21	1		05/10/16 10:40	108-90-7	
Chloroethane	ND	ug/L	1.0	0.15	1		05/10/16 10:40	75-00-3	
Chloroform	ND	ug/L	1.0	0.14	1		05/10/16 10:40	67-66-3	
Chloromethane	ND	ug/L	1.0	0.080	1		05/10/16 10:40	74-87-3	
Dibromochloromethane	ND	ug/L	1.0	0.21	1		05/10/16 10:40	124-48-1	
1,1-Dichloroethane	ND	ug/L	1.0	0.050	1		05/10/16 10:40	75-34-3	
1,2-Dichloroethane	ND	ug/L	1.0	0.12	1		05/10/16 10:40	107-06-2	
1,1-Dichloroethene	ND	ug/L	1.0	0.20	1		05/10/16 10:40	75-35-4	
cis-1,2-Dichloroethene	ND	ug/L	1.0	0.080	1		05/10/16 10:40	156-59-2	
trans-1,2-Dichloroethene	ND	ug/L	1.0	0.20	1		05/10/16 10:40	156-60-5	
1,2-Dichloropropane	ND	ug/L	1.0	0.16	1		05/10/16 10:40	78-87-5	
cis-1,3-Dichloropropene	ND	ug/L	1.0	0.14	1		05/10/16 10:40	10061-01-5	
trans-1,3-Dichloropropene	ND	ug/L	1.0	0.12	1		05/10/16 10:40	10061-02-6	
Ethylbenzene	ND	ug/L	1.0	0.18	1		05/10/16 10:40	100-41-4	
2-Hexanone	ND	ug/L	10.0	1.2	1		05/10/16 10:40	591-78-6	
Methylene chloride	ND	ug/L	1.0	0.15	1		05/10/16 10:40	75-09-2	
4-Methyl-2-pentanone (MIBK)	ND	ug/L	10.0	0.42	1		05/10/16 10:40	108-10-1	
Styrene	ND	ug/L	1.0	0.12	1		05/10/16 10:40	100-42-5	
1,1,2,2-Tetrachloroethane	ND	ug/L	1.0	0.15	1		05/10/16 10:40	79-34-5	
Tetrachloroethene	ND	ug/L	1.0	0.10	1		05/10/16 10:40	127-18-4	
Toluene	ND	ug/L	1.0	0.17	1		05/10/16 10:40	108-88-3	
1,1,1-Trichloroethane	ND	ug/L	1.0	0.11	1		05/10/16 10:40	71-55-6	
1,1,2-Trichloroethane	ND	ug/L	1.0	0.20	1		05/10/16 10:40	79-00-5	
Trichloroethene	ND	ug/L	1.0	0.17	1		05/10/16 10:40	79-01-6	
Vinyl chloride	ND	ug/L	1.0	0.13	1		05/10/16 10:40	75-01-4	
Xylene (Total)	ND	ug/L	3.0	0.42	1		05/10/16 10:40	1330-20-7	
Surrogates									
4-Bromofluorobenzene (S)	102	%	77-130		1		05/10/16 10:40	460-00-4	
1,2-Dichloroethane-d4 (S)	96	%	81-127		1		05/10/16 10:40	17060-07-0	
Toluene-d8 (S)	96	%	80-120		1		05/10/16 10:40	2037-26-5	
Preservation pH	**1.0**		0.10	0.10	1		05/10/16 10:40		

REPORT OF LABORATORY ANALYSIS

This report shall not be reproduced, except in full,
without the written consent of Pace Analytical Services, Inc..

Pace Analytical Services, Inc.
9608 Loiret Blvd.
Lenexa, KS 66219
(913)599-5665

ANALYTICAL RESULTS

Project: FORT SMITH, AR
Pace Project No.: 60218294

Sample: MW-96-2016-05 **Lab ID: 60218294003** Collected: 05/03/16 10:07 Received: 05/04/16 05:05 Matrix: Water

Parameters	Results	Units	Report Limit	MDL	DF	Prepared	Analyzed	CAS No.	Qual
2320B Alkalinity	Analytical Method: SM 2320B								
Alkalinity,Bicarbonate (CaCO3)	**21.2**	mg/L	20.0	2.0	1		05/11/16 00:00		
Alkalinity, Carbonate (CaCO3)	ND	mg/L	20.0	2.0	1		05/11/16 00:00		
Alkalinity, Total as CaCO3	**21.2**	mg/L	20.0	2.0	1		05/11/16 00:00		
Iron, Ferric (Calculation)	Analytical Method: SM 3500-Fe B#4								
Iron, Ferric	**0.83**	mg/L	0.20		1		05/16/16 00:00	7439-89-6	
4500H+ pH, Electrometric	Analytical Method: SM 4500-H+B								
pH at 25 Degrees C	**5.4**	Std. Units	0.10	0.10	1		05/03/16 17:00		H6
4500S2D Sulfide, Total	Analytical Method: SM 4500-S-2 D								
Sulfide, Total	ND	mg/L	0.050	0.012	1		05/06/16 17:38	18496-25-8	
300.0 IC Anions 28 Days	Analytical Method: EPA 300.0								
Chloride	**31.6**	mg/L	5.0	2.5	5		05/11/16 03:02	16887-00-6	
Sulfate	**9.3**	mg/L	1.0	0.25	1		05/11/16 02:48	14808-79-8	
350.1 Ammonia	Analytical Method: EPA 350.1								
Nitrogen, Ammonia	ND	mg/L	0.10	0.046	1		05/09/16 18:33	7664-41-7	
353.2 Nitrogen, NO2/NO3 unpres	Analytical Method: EPA 353.2								
Nitrogen, Nitrate	**0.062J**	mg/L	0.10	0.012	1		05/04/16 14:53		
Nitrogen, Nitrite	ND	mg/L	0.10	0.010	1		05/04/16 14:53		
Nitrogen, NO2 plus NO3	**0.062J**	mg/L	0.10	0.012	1		05/04/16 14:53		
Total Carbon Dioxide Calc	Analytical Method: SM 4500-CO2 D								
Carbon Dioxide Calculation	**208**	mg/L	20.0	20.0	1		05/17/16 11:50		
5310C TOC	Analytical Method: SM 5310C								
Total Organic Carbon	**0.41J**	mg/L	1.0	0.054	1		05/10/16 15:17	7440-44-0	B
SM4500P-E, Total Phosphorus	Analytical Method: SM 4500-P E Preparation Method: SM4500-P B								
Phosphate as P04	**0.043**	mg/L	0.030	0.010	1	05/12/16 06:21	05/12/16 11:07		

REPORT OF LABORATORY ANALYSIS

This report shall not be reproduced, except in full,
without the written consent of Pace Analytical Services, Inc..

Pace Analytical Services, Inc.
9608 Loiret Blvd.
Lenexa, KS 66219
(913)599-5665

ANALYTICAL RESULTS

Project: FORT SMITH, AR
Pace Project No.: 60218294

Sample: MW-98-2016-05 **Lab ID: 60218294004** Collected: 05/03/16 11:40 Received: 05/04/16 05:05 Matrix: Water

Parameters	Results	Units	Report Limit	MDL	DF	Prepared	Analyzed	CAS No.	Qual
Alcohol by Direct Inject GCFID	Analytical Method: EPA 8015 - Alcohol								
2-Chloroethanol	ND	ug/L	10000	1510	1		05/10/16 17:04	107-07-3	
6010 MET ICP	Analytical Method: EPA 6010 Preparation Method: EPA 3010								
Iron	**470**	ug/L	50.0	8.8	1	05/04/16 14:25	05/05/16 12:16	7439-89-6	
Manganese	**303**	ug/L	5.0	0.25	1	05/04/16 14:25	05/05/16 12:16	7439-96-5	
8260 MSV	Analytical Method: EPA 5030B/8260								
Acetone	ND	ug/L	10.0	1.9	1		05/10/16 10:55	67-64-1	
Benzene	ND	ug/L	1.0	0.060	1		05/10/16 10:55	71-43-2	
Bromodichloromethane	ND	ug/L	1.0	0.19	1		05/10/16 10:55	75-27-4	
Bromoform	ND	ug/L	1.0	0.070	1		05/10/16 10:55	75-25-2	
Bromomethane	ND	ug/L	5.0	0.16	1		05/10/16 10:55	74-83-9	
2-Butanone (MEK)	**3.5J**	ug/L	10.0	0.59	1		05/10/16 10:55	78-93-3	
Carbon disulfide	ND	ug/L	5.0	0.12	1		05/10/16 10:55	75-15-0	
Carbon tetrachloride	ND	ug/L	1.0	0.18	1		05/10/16 10:55	56-23-5	
Chlorobenzene	ND	ug/L	1.0	0.21	1		05/10/16 10:55	108-90-7	
Chloroethane	ND	ug/L	1.0	0.15	1		05/10/16 10:55	75-00-3	
Chloroform	ND	ug/L	1.0	0.14	1		05/10/16 10:55	67-66-3	
Chloromethane	ND	ug/L	1.0	0.080	1		05/10/16 10:55	74-87-3	
Dibromochloromethane	ND	ug/L	1.0	0.21	1		05/10/16 10:55	124-48-1	
1,1-Dichloroethane	ND	ug/L	1.0	0.050	1		05/10/16 10:55	75-34-3	
1,2-Dichloroethane	ND	ug/L	1.0	0.12	1		05/10/16 10:55	107-06-2	
1,1-Dichloroethene	ND	ug/L	1.0	0.20	1		05/10/16 10:55	75-35-4	
cis-1,2-Dichloroethene	ND	ug/L	1.0	0.080	1		05/10/16 10:55	156-59-2	
trans-1,2-Dichloroethene	ND	ug/L	1.0	0.20	1		05/10/16 10:55	156-60-5	
1,2-Dichloropropane	ND	ug/L	1.0	0.16	1		05/10/16 10:55	78-87-5	
cis-1,3-Dichloropropene	ND	ug/L	1.0	0.14	1		05/10/16 10:55	10061-01-5	
trans-1,3-Dichloropropene	ND	ug/L	1.0	0.12	1		05/10/16 10:55	10061-02-6	
Ethylbenzene	ND	ug/L	1.0	0.18	1		05/10/16 10:55	100-41-4	
2-Hexanone	ND	ug/L	10.0	1.2	1		05/10/16 10:55	591-78-6	
Methylene chloride	ND	ug/L	1.0	0.15	1		05/10/16 10:55	75-09-2	
4-Methyl-2-pentanone (MIBK)	ND	ug/L	10.0	0.42	1		05/10/16 10:55	108-10-1	
Styrene	ND	ug/L	1.0	0.12	1		05/10/16 10:55	100-42-5	
1,1,2,2-Tetrachloroethane	ND	ug/L	1.0	0.15	1		05/10/16 10:55	79-34-5	
Tetrachloroethene	ND	ug/L	1.0	0.10	1		05/10/16 10:55	127-18-4	
Toluene	ND	ug/L	1.0	0.17	1		05/10/16 10:55	108-88-3	
1,1,1-Trichloroethane	ND	ug/L	1.0	0.11	1		05/10/16 10:55	71-55-6	
1,1,2-Trichloroethane	ND	ug/L	1.0	0.20	1		05/10/16 10:55	79-00-5	
Trichloroethene	ND	ug/L	1.0	0.17	1		05/10/16 10:55	79-01-6	
Vinyl chloride	ND	ug/L	1.0	0.13	1		05/10/16 10:55	75-01-4	
Xylene (Total)	ND	ug/L	3.0	0.42	1		05/10/16 10:55	1330-20-7	
Surrogates									
4-Bromofluorobenzene (S)	101	%	77-130		1		05/10/16 10:55	460-00-4	
1,2-Dichloroethane-d4 (S)	101	%	81-127		1		05/10/16 10:55	17060-07-0	
Toluene-d8 (S)	98	%	80-120		1		05/10/16 10:55	2037-26-5	
Preservation pH	**1.0**		0.10	0.10	1		05/10/16 10:55		

REPORT OF LABORATORY ANALYSIS

This report shall not be reproduced, except in full,
without the written consent of Pace Analytical Services, Inc..

Pace Analytical Services, Inc.
9608 Loiret Blvd.
Lenexa, KS 66219
(913)599-5665

ANALYTICAL RESULTS

Project: FORT SMITH, AR
Pace Project No.: 60218294

Sample: MW-98-2016-05 **Lab ID: 60218294004** Collected: 05/03/16 11:40 Received: 05/04/16 05:05 Matrix: Water

Parameters	Results	Units	Report Limit	MDL	DF	Prepared	Analyzed	CAS No.	Qual
2320B Alkalinity	Analytical Method: SM 2320B								
Alkalinity,Bicarbonate (CaCO3)	**107**	mg/L	20.0	2.0	1		05/11/16 10:15		
Alkalinity, Carbonate (CaCO3)	ND	mg/L	20.0	2.0	1		05/11/16 10:15		
Alkalinity, Total as CaCO3	**107**	mg/L	20.0	2.0	1		05/11/16 10:15		
Iron, Ferric (Calculation)	Analytical Method: SM 3500-Fe B#4								
Iron, Ferric	**0.42**	mg/L	0.20		1		05/16/16 00:00	7439-89-6	
4500H+ pH, Electrometric	Analytical Method: SM 4500-H+B								
pH at 25 Degrees C	**6.4**	Std. Units	0.10	0.10	1		05/03/16 17:00		H6
4500S2D Sulfide, Total	Analytical Method: SM 4500-S-2 D								
Sulfide, Total	ND	mg/L	0.050	0.012	1		05/06/16 17:38	18496-25-8	
300.0 IC Anions 28 Days	Analytical Method: EPA 300.0								
Chloride	**7.8**	mg/L	1.0	0.50	1		05/08/16 19:57	16887-00-6	
Sulfate	**12.7**	mg/L	1.0	0.25	1		05/08/16 19:57	14808-79-8	
350.1 Ammonia	Analytical Method: EPA 350.1								
Nitrogen, Ammonia	ND	mg/L	0.10	0.046	1		05/09/16 18:39	7664-41-7	
353.2 Nitrogen, NO2/NO3 unpres	Analytical Method: EPA 353.2								
Nitrogen, Nitrate	**0.21**	mg/L	0.10	0.012	1		05/04/16 15:02		
Nitrogen, Nitrite	ND	mg/L	0.10	0.010	1		05/04/16 15:02		
Nitrogen, NO2 plus NO3	**0.21**	mg/L	0.10	0.012	1		05/04/16 15:02		
Total Carbon Dioxide Calc	Analytical Method: SM 4500-CO2 D								
Carbon Dioxide Calculation	**171**	mg/L	20.0	20.0	1		05/17/16 00:00		
5310C TOC	Analytical Method: SM 5310C								
Total Organic Carbon	**0.76J**	mg/L	1.0	0.054	1		05/11/16 10:01	7440-44-0	
SM4500P-E, Total Phosphorus	Analytical Method: SM 4500-P E Preparation Method: SM4500-P B								
Phosphate as P04	**0.088**	mg/L	0.030	0.010	1	05/12/16 06:21	05/12/16 11:07		

REPORT OF LABORATORY ANALYSIS

This report shall not be reproduced, except in full,
without the written consent of Pace Analytical Services, Inc..

Pace Analytical Services, Inc.
9608 Loiret Blvd.
Lenexa, KS 66219
(913)599-5665

QUALITY CONTROL DATA

Project: FORT SMITH, AR
Pace Project No.: 60218294

QC Batch: GCSV/5416 Analysis Method: EPA 8015 - Alcohol
QC Batch Method: EPA 8015 - Alcohol Analysis Description: Alcohol by Direct Inject GCFID
Associated Lab Samples: 60218294001, 60218294002, 60218294003, 60218294004

METHOD BLANK: 225181 Matrix: Water
Associated Lab Samples:

Parameter	Units	Blank Result	Reporting Limit	MDL	Analyzed	Qualifiers
2-Chloroethanol	ug/L	ND	10000	1510	05/06/16 10:20	

LABORATORY CONTROL SAMPLE: 225182

Parameter	Units	Spike Conc.	LCS Result	LCS % Rec	% Rec Limits	Qualifiers
2-Chloroethanol	ug/L	100000	91600	92	40-140	

MATRIX SPIKE & MATRIX SPIKE DUPLICATE: 225183 225184

Parameter	Units	60218184006 Result	MS Spike Conc.	MSD Spike Conc.	MS Result	MSD Result	MS % Rec	MSD % Rec	% Rec Limits	RPD	Max RPD	Qual
2-Chloroethanol	ug/L	ND	100000	100000	92100	80900	92	81	40-140	13	40	

Results presented on this page are in the units indicated by the "Units" column except where an alternate unit is presented to the right of the result.

REPORT OF LABORATORY ANALYSIS

This report shall not be reproduced, except in full,
without the written consent of Pace Analytical Services, Inc..

Pace Analytical Services, Inc.
9608 Loiret Blvd.
Lenexa, KS 66219
(913)599-5665

QUALITY CONTROL DATA

Project: FORT SMITH, AR
Pace Project No.: 60218294

QC Batch: MPRP/35770 Analysis Method: EPA 6010
QC Batch Method: EPA 3010 Analysis Description: 6010 MET
Associated Lab Samples: 60218294001, 60218294002, 60218294003, 60218294004

METHOD BLANK: 1751700 Matrix: Water
Associated Lab Samples: 60218294001, 60218294002, 60218294003, 60218294004

Parameter	Units	Blank Result	Reporting Limit	MDL	Analyzed	Qualifiers
Iron	ug/L	19.8J	50.0	8.8	05/05/16 11:40	
Manganese	ug/L	ND	5.0	0.25	05/05/16 11:40	

LABORATORY CONTROL SAMPLE: 1751701

Parameter	Units	Spike Conc.	LCS Result	LCS % Rec	% Rec Limits	Qualifiers
Iron	ug/L	10000	10200	102	80-120	
Manganese	ug/L	1000	995	100	80-120	

MATRIX SPIKE & MATRIX SPIKE DUPLICATE: 1751702 1751703

Parameter	Units	60218281001 Result	MS Spike Conc.	MSD Spike Conc.	MS Result	MSD Result	MS % Rec	MSD % Rec	% Rec Limits	RPD	Max RPD	Qual
Iron	ug/L	19500	10000	10000	30500	30400	110	109	75-125	0	20	
Manganese	ug/L	4570	1000	1000	5650	5640	108	107	75-125	0	20	

Results presented on this page are in the units indicated by the "Units" column except where an alternate unit is presented to the right of the result.

REPORT OF LABORATORY ANALYSIS

This report shall not be reproduced, except in full,
without the written consent of Pace Analytical Services, Inc..

Pace Analytical Services, Inc.
9608 Loiret Blvd.
Lenexa, KS 66219
(913)599-5665

QUALITY CONTROL DATA

Project: FORT SMITH, AR
Pace Project No.: 60218294

QC Batch: MSV/75668 Analysis Method: EPA 5030B/8260
QC Batch Method: EPA 5030B/8260 Analysis Description: 8260 MSV Water 10 mL Purge
Associated Lab Samples: 60218294001, 60218294002, 60218294003, 60218294004

METHOD BLANK: 1754870 Matrix: Water
Associated Lab Samples: 60218294001, 60218294002, 60218294003, 60218294004

Parameter	Units	Blank Result	Reporting Limit	MDL	Analyzed	Qualifiers
1,1,1-Trichloroethane	ug/L	ND	1.0	0.11	05/10/16 08:16	
1,1,2,2-Tetrachloroethane	ug/L	ND	1.0	0.15	05/10/16 08:16	
1,1,2-Trichloroethane	ug/L	ND	1.0	0.20	05/10/16 08:16	
1,1-Dichloroethane	ug/L	ND	1.0	0.050	05/10/16 08:16	
1,1-Dichloroethene	ug/L	ND	1.0	0.20	05/10/16 08:16	
1,2-Dichloroethane	ug/L	ND	1.0	0.12	05/10/16 08:16	
1,2-Dichloropropane	ug/L	ND	1.0	0.16	05/10/16 08:16	
2-Butanone (MEK)	ug/L	ND	10.0	0.59	05/10/16 08:16	
2-Hexanone	ug/L	ND	10.0	1.2	05/10/16 08:16	
4-Methyl-2-pentanone (MIBK)	ug/L	ND	10.0	0.42	05/10/16 08:16	
Acetone	ug/L	ND	10.0	1.9	05/10/16 08:16	
Benzene	ug/L	ND	1.0	0.060	05/10/16 08:16	
Bromodichloromethane	ug/L	ND	1.0	0.19	05/10/16 08:16	
Bromoform	ug/L	ND	1.0	0.070	05/10/16 08:16	
Bromomethane	ug/L	ND	5.0	0.16	05/10/16 08:16	
Carbon disulfide	ug/L	ND	5.0	0.12	05/10/16 08:16	
Carbon tetrachloride	ug/L	ND	1.0	0.18	05/10/16 08:16	
Chlorobenzene	ug/L	ND	1.0	0.21	05/10/16 08:16	
Chloroethane	ug/L	ND	1.0	0.15	05/10/16 08:16	
Chloroform	ug/L	ND	1.0	0.14	05/10/16 08:16	
Chloromethane	ug/L	ND	1.0	0.080	05/10/16 08:16	
cis-1,2-Dichloroethene	ug/L	ND	1.0	0.080	05/10/16 08:16	
cis-1,3-Dichloropropene	ug/L	ND	1.0	0.14	05/10/16 08:16	
Dibromochloromethane	ug/L	ND	1.0	0.21	05/10/16 08:16	
Ethylbenzene	ug/L	ND	1.0	0.18	05/10/16 08:16	
Methylene chloride	ug/L	ND	1.0	0.15	05/10/16 08:16	
Styrene	ug/L	ND	1.0	0.12	05/10/16 08:16	
Tetrachloroethene	ug/L	ND	1.0	0.10	05/10/16 08:16	
Toluene	ug/L	ND	1.0	0.17	05/10/16 08:16	
trans-1,2-Dichloroethene	ug/L	ND	1.0	0.20	05/10/16 08:16	
trans-1,3-Dichloropropene	ug/L	ND	1.0	0.12	05/10/16 08:16	
Trichloroethene	ug/L	ND	1.0	0.17	05/10/16 08:16	
Vinyl chloride	ug/L	ND	1.0	0.13	05/10/16 08:16	
Xylene (Total)	ug/L	ND	3.0	0.42	05/10/16 08:16	
1,2-Dichloroethane-d4 (S)	%	105	81-127		05/10/16 08:16	
4-Bromofluorobenzene (S)	%	97	77-130		05/10/16 08:16	
Toluene-d8 (S)	%	99	80-120		05/10/16 08:16	

Results presented on this page are in the units indicated by the "Units" column except where an alternate unit is presented to the right of the result.

REPORT OF LABORATORY ANALYSIS

This report shall not be reproduced, except in full,
without the written consent of Pace Analytical Services, Inc..

Pace Analytical Services, Inc.
9608 Loiret Blvd.
Lenexa, KS 66219
(913)599-5665

QUALITY CONTROL DATA

Project: FORT SMITH, AR
Pace Project No.: 60218294

LABORATORY CONTROL SAMPLE: 1754871

Parameter	Units	Spike Conc.	LCS Result	LCS % Rec	% Rec Limits	Qualifiers
1,1,1-Trichloroethane	ug/L	20	19.3	97	81-116	
1,1,2,2-Tetrachloroethane	ug/L	20	18.1	90	72-117	
1,1,2-Trichloroethane	ug/L	20	18.6	93	79-108	
1,1-Dichloroethane	ug/L	20	19.1	95	83-117	
1,1-Dichloroethene	ug/L	20	19.6	98	74-114	
1,2-Dichloroethane	ug/L	20	19.1	96	72-116	
1,2-Dichloropropane	ug/L	20	19.6	98	80-120	
2-Butanone (MEK)	ug/L	100	93.1	93	67-129	
2-Hexanone	ug/L	100	94.4	94	70-128	
4-Methyl-2-pentanone (MIBK)	ug/L	100	97.6	98	80-120	
Acetone	ug/L	100	101	101	56-142	
Benzene	ug/L	20	20.1	101	79-116	
Bromodichloromethane	ug/L	20	19.0	95	80-120	
Bromoform	ug/L	20	18.8	94	73-114	
Bromomethane	ug/L	20	22.1	111	49-153	
Carbon disulfide	ug/L	20	19.4	97	82-121	
Carbon tetrachloride	ug/L	20	18.6	93	80-116	
Chlorobenzene	ug/L	20	19.5	97	80-120	
Chloroethane	ug/L	20	19.5	97	67-124	
Chloroform	ug/L	20	19.5	98	79-120	
Chloromethane	ug/L	20	25.2	126	10-192	
cis-1,2-Dichloroethene	ug/L	20	18.7	93	80-120	
cis-1,3-Dichloropropene	ug/L	20	18.9	95	80-120	
Dibromochloromethane	ug/L	20	19.0	95	80-120	
Ethylbenzene	ug/L	20	19.3	96	80-120	
Methylene chloride	ug/L	20	20.2	101	80-120	
Styrene	ug/L	20	19.9	100	80-120	
Tetrachloroethene	ug/L	20	19.0	95	80-120	
Toluene	ug/L	20	19.5	97	80-120	
trans-1,2-Dichloroethene	ug/L	20	18.2	91	78-108	
trans-1,3-Dichloropropene	ug/L	20	19.1	96	85-120	
Trichloroethene	ug/L	20	19.0	95	76-114	
Vinyl chloride	ug/L	20	19.0	95	69-129	
Xylene (Total)	ug/L	60	59.4	99	80-120	
1,2-Dichloroethane-d4 (S)	%			96	81-127	
4-Bromofluorobenzene (S)	%			98	77-130	
Toluene-d8 (S)	%			99	80-120	

Results presented on this page are in the units indicated by the "Units" column except where an alternate unit is presented to the right of the result.

REPORT OF LABORATORY ANALYSIS

This report shall not be reproduced, except in full,
without the written consent of Pace Analytical Services, Inc..

Pace Analytical Services, Inc.
9608 Loiret Blvd.
Lenexa, KS 66219
(913)599-5665

QUALITY CONTROL DATA

Project: FORT SMITH, AR
Pace Project No.: 60218294

QC Batch: WET/61678 — Analysis Method: SM 2320B
QC Batch Method: SM 2320B — Analysis Description: 2320B Alkalinity
Associated Lab Samples: 60218294001

METHOD BLANK: 1755010 — Matrix: Water
Associated Lab Samples: 60218294001

Parameter	Units	Blank Result	Reporting Limit	MDL	Analyzed	Qualifiers
Alkalinity, Carbonate (CaCO3)	mg/L	ND	20.0	2.0	05/10/16 13:37	
Alkalinity, Total as CaCO3	mg/L	ND	20.0	2.0	05/10/16 13:37	
Alkalinity,Bicarbonate (CaCO3)	mg/L	ND	20.0	2.0	05/10/16 13:37	

LABORATORY CONTROL SAMPLE: 1755011

Parameter	Units	Spike Conc.	LCS Result	LCS % Rec	% Rec Limits	Qualifiers
Alkalinity, Total as CaCO3	mg/L	500	475	95	90-110	

SAMPLE DUPLICATE: 1755012

Parameter	Units	60218511002 Result	Dup Result	RPD	Max RPD	Qualifiers
Alkalinity, Carbonate (CaCO3)	mg/L	ND	ND		10	
Alkalinity, Total as CaCO3	mg/L	ND	13.9J		10	
Alkalinity,Bicarbonate (CaCO3)	mg/L	ND	13.9J		10	

SAMPLE DUPLICATE: 1755013

Parameter	Units	60218511009 Result	Dup Result	RPD	Max RPD	Qualifiers
Alkalinity, Carbonate (CaCO3)	mg/L	ND	ND		10	
Alkalinity, Total as CaCO3	mg/L	73.0	74.2	2	10	
Alkalinity,Bicarbonate (CaCO3)	mg/L	73.0	74.2	2	10	

Results presented on this page are in the units indicated by the "Units" column except where an alternate unit is presented to the right of the result.

REPORT OF LABORATORY ANALYSIS

This report shall not be reproduced, except in full,
without the written consent of Pace Analytical Services, Inc..

Pace Analytical Services, Inc.
9608 Loiret Blvd.
Lenexa, KS 66219
(913)599-5665

QUALITY CONTROL DATA

Project: FORT SMITH, AR
Pace Project No.: 60218294

QC Batch: WET/61716 Analysis Method: SM 2320B
QC Batch Method: SM 2320B Analysis Description: 2320B Alkalinity
Associated Lab Samples: 60218294002, 60218294003, 60218294004

METHOD BLANK: 1756205 Matrix: Water
Associated Lab Samples: 60218294002, 60218294003, 60218294004

Parameter	Units	Blank Result	Reporting Limit	MDL	Analyzed	Qualifiers
Alkalinity, Carbonate (CaCO3)	mg/L	ND	20.0	2.0	05/11/16 10:02	
Alkalinity, Total as CaCO3	mg/L	ND	20.0	2.0	05/11/16 10:02	
Alkalinity,Bicarbonate (CaCO3)	mg/L	ND	20.0	2.0	05/11/16 10:02	

LABORATORY CONTROL SAMPLE: 1756206

Parameter	Units	Spike Conc.	LCS Result	LCS % Rec	% Rec Limits	Qualifiers
Alkalinity, Total as CaCO3	mg/L	500	473	95	90-110	

SAMPLE DUPLICATE: 1756207

Parameter	Units	60218294003 Result	Dup Result	RPD	Max RPD	Qualifiers
Alkalinity, Carbonate (CaCO3)	mg/L	ND	ND		10	
Alkalinity, Total as CaCO3	mg/L	21.2	22.2	5	10	
Alkalinity,Bicarbonate (CaCO3)	mg/L	21.2	22.2	5	10	

SAMPLE DUPLICATE: 1756208

Parameter	Units	60218298004 Result	Dup Result	RPD	Max RPD	Qualifiers
Alkalinity, Carbonate (CaCO3)	mg/L	ND	ND		10	
Alkalinity, Total as CaCO3	mg/L	97.2	99.1	2	10	
Alkalinity,Bicarbonate (CaCO3)	mg/L	97.2	99.1	2	10	

Results presented on this page are in the units indicated by the "Units" column except where an alternate unit is presented to the right of the result.

REPORT OF LABORATORY ANALYSIS

This report shall not be reproduced, except in full,
without the written consent of Pace Analytical Services, Inc..

Pace Analytical Services, Inc.
9608 Loiret Blvd.
Lenexa, KS 66219
(913)599-5665

QUALITY CONTROL DATA

Project: FORT SMITH, AR
Pace Project No.: 60218294

QC Batch: WET/61627 Analysis Method: SM 4500-S-2 D
QC Batch Method: SM 4500-S-2 D Analysis Description: 4500S2D Sulfide, Total
Associated Lab Samples: 60218294001, 60218294002, 60218294003, 60218294004

METHOD BLANK: 1752523 Matrix: Water
Associated Lab Samples: 60218294001, 60218294002, 60218294003, 60218294004

Parameter	Units	Blank Result	Reporting Limit	MDL	Analyzed	Qualifiers
Sulfide, Total	mg/L	ND	0.050	0.012	05/06/16 17:32	

LABORATORY CONTROL SAMPLE: 1752524

Parameter	Units	Spike Conc.	LCS Result	LCS % Rec	% Rec Limits	Qualifiers
Sulfide, Total	mg/L	.5	0.50	99	80-120	

MATRIX SPIKE & MATRIX SPIKE DUPLICATE: 1752525 1752526

Parameter	Units	60218344001 Result	MS Spike Conc.	MSD Spike Conc.	MS Result	MSD Result	MS % Rec	MSD % Rec	% Rec Limits	RPD	Max RPD	Qual
Sulfide, Total	mg/L	ND	.5	.5	0.033J	0.041J	7	8	75-125		20	M1

SAMPLE DUPLICATE: 1752527

Parameter	Units	60218288015 Result	Dup Result	RPD	Max RPD	Qualifiers
Sulfide, Total	mg/L	ND	ND		20	

SAMPLE DUPLICATE: 1752528

Parameter	Units	60218298004 Result	Dup Result	RPD	Max RPD	Qualifiers
Sulfide, Total	mg/L	ND	ND		20	

Results presented on this page are in the units indicated by the "Units" column except where an alternate unit is presented to the right of the result.

REPORT OF LABORATORY ANALYSIS

This report shall not be reproduced, except in full,
without the written consent of Pace Analytical Services, Inc..

Pace Analytical Services, Inc.
9608 Loiret Blvd.
Lenexa, KS 66219
(913)599-5665

QUALITY CONTROL DATA

Project: FORT SMITH, AR
Pace Project No.: 60218294

QC Batch: WETA/39344 Analysis Method: EPA 300.0
QC Batch Method: EPA 300.0 Analysis Description: 300.0 IC Anions
Associated Lab Samples: 60218294001, 60218294002, 60218294004

METHOD BLANK: 1754339 Matrix: Water
Associated Lab Samples: 60218294001, 60218294002, 60218294004

Parameter	Units	Blank Result	Reporting Limit	MDL	Analyzed	Qualifiers
Chloride	mg/L	ND	1.0	0.50	05/08/16 09:50	
Sulfate	mg/L	ND	1.0	0.25	05/08/16 09:50	

LABORATORY CONTROL SAMPLE: 1754340

Parameter	Units	Spike Conc.	LCS Result	LCS % Rec	% Rec Limits	Qualifiers
Chloride	mg/L	5	4.6	92	90-110	
Sulfate	mg/L	5	4.8	96	90-110	

MATRIX SPIKE SAMPLE: 1754341

Parameter	Units	60218194001 Result	Spike Conc.	MS Result	MS % Rec	% Rec Limits	Qualifiers
Chloride	mg/L	352	250	604	101	80-120	
Sulfate	mg/L	131	50	185	108	80-120	

MATRIX SPIKE SAMPLE: 1754342

Parameter	Units	60218288019 Result	Spike Conc.	MS Result	MS % Rec	% Rec Limits	Qualifiers
Chloride	mg/L	94.5	100	193	99	80-120	
Sulfate	mg/L	6380	2500	9050	107	80-120	

Results presented on this page are in the units indicated by the "Units" column except where an alternate unit is presented to the right of the result.

REPORT OF LABORATORY ANALYSIS

This report shall not be reproduced, except in full,
without the written consent of Pace Analytical Services, Inc..

Pace Analytical Services, Inc.
9608 Loiret Blvd.
Lenexa, KS 66219
(913)599-5665

QUALITY CONTROL DATA

Project: FORT SMITH, AR
Pace Project No.: 60218294

QC Batch: WETA/39395
QC Batch Method: EPA 300.0
Analysis Method: EPA 300.0
Analysis Description: 300.0 IC Anions
Associated Lab Samples: 60218294003

METHOD BLANK: 1755418 Matrix: Water
Associated Lab Samples: 60218294003

Parameter	Units	Blank Result	Reporting Limit	MDL	Analyzed	Qualifiers
Chloride	mg/L	ND	1.0	0.50	05/10/16 23:47	
Sulfate	mg/L	ND	1.0	0.25	05/10/16 23:47	

LABORATORY CONTROL SAMPLE: 1755419

Parameter	Units	Spike Conc.	LCS Result	LCS % Rec	% Rec Limits	Qualifiers
Chloride	mg/L	5	4.7	94	90-110	
Sulfate	mg/L	5	4.5	90	90-110	

MATRIX SPIKE & MATRIX SPIKE DUPLICATE: 1755420 1755421

Parameter	Units	60218506001 Result	MS Spike Conc.	MSD Spike Conc.	MS Result	MSD Result	MS % Rec	MSD % Rec	% Rec Limits	RPD	Max RPD	Qual
Chloride	mg/L	6.2	25	25	28.4	28.4	89	89	80-120	0	15	
Sulfate	mg/L	55.6	25	25	79.5	79.4	96	95	80-120	0	15	

Results presented on this page are in the units indicated by the "Units" column except where an alternate unit is presented to the right of the result.

REPORT OF LABORATORY ANALYSIS

This report shall not be reproduced, except in full,
without the written consent of Pace Analytical Services, Inc..

Pace Analytical Services, Inc.
9608 Loiret Blvd.
Lenexa, KS 66219
(913)599-5665

QUALITY CONTROL DATA

Project: FORT SMITH, AR
Pace Project No.: 60218294

QC Batch: WETA/39374 Analysis Method: EPA 350.1
QC Batch Method: EPA 350.1 Analysis Description: 350.1 Ammonia
Associated Lab Samples: 60218294001, 60218294002

METHOD BLANK: 1754832 Matrix: Water
Associated Lab Samples: 60218294001, 60218294002

Parameter	Units	Blank Result	Reporting Limit	MDL	Analyzed	Qualifiers
Nitrogen, Ammonia	mg/L	ND	0.10	0.046	05/09/16 17:48	

LABORATORY CONTROL SAMPLE: 1754833

Parameter	Units	Spike Conc.	LCS Result	LCS % Rec	% Rec Limits	Qualifiers
Nitrogen, Ammonia	mg/L	5	5.1	102	90-110	

MATRIX SPIKE SAMPLE: 1754834

Parameter	Units	60218288001 Result	Spike Conc.	MS Result	MS % Rec	% Rec Limits	Qualifiers
Nitrogen, Ammonia	mg/L	ND	5	5.0	100	90-110	

MATRIX SPIKE SAMPLE: 1754836

Parameter	Units	60218294001 Result	Spike Conc.	MS Result	MS % Rec	% Rec Limits	Qualifiers
Nitrogen, Ammonia	mg/L	ND	5	5.2	104	90-110	

SAMPLE DUPLICATE: 1754835

Parameter	Units	60218288002 Result	Dup Result	RPD	Max RPD	Qualifiers
Nitrogen, Ammonia	mg/L	ND	ND		18	

Results presented on this page are in the units indicated by the "Units" column except where an alternate unit is presented to the right of the result.

REPORT OF LABORATORY ANALYSIS

This report shall not be reproduced, except in full,
without the written consent of Pace Analytical Services, Inc..

Pace Analytical Services, Inc.
9608 Loiret Blvd.
Lenexa, KS 66219
(913)599-5665

QUALITY CONTROL DATA

Project: FORT SMITH, AR
Pace Project No.: 60218294

QC Batch: WETA/39375 Analysis Method: EPA 350.1
QC Batch Method: EPA 350.1 Analysis Description: 350.1 Ammonia
Associated Lab Samples: 60218294003, 60218294004

METHOD BLANK: 1754837 Matrix: Water
Associated Lab Samples: 60218294003, 60218294004

Parameter	Units	Blank Result	Reporting Limit	MDL	Analyzed	Qualifiers
Nitrogen, Ammonia	mg/L	ND	0.10	0.046	05/09/16 18:30	

LABORATORY CONTROL SAMPLE: 1754838

Parameter	Units	Spike Conc.	LCS Result	LCS % Rec	% Rec Limits	Qualifiers
Nitrogen, Ammonia	mg/L	5	5.3	105	90-110	

MATRIX SPIKE SAMPLE: 1754839

Parameter	Units	60218294003 Result	Spike Conc.	MS Result	MS % Rec	% Rec Limits	Qualifiers
Nitrogen, Ammonia	mg/L	ND	5	5.2	104	90-110	

MATRIX SPIKE SAMPLE: 1754841

Parameter	Units	60218387021 Result	Spike Conc.	MS Result	MS % Rec	% Rec Limits	Qualifiers
Nitrogen, Ammonia	mg/L	ND	5	5.3	106	90-110	

SAMPLE DUPLICATE: 1754840

Parameter	Units	60218387002 Result	Dup Result	RPD	Max RPD	Qualifiers
Nitrogen, Ammonia	mg/L	ND	ND		18	

Results presented on this page are in the units indicated by the "Units" column except where an alternate unit is presented to the right of the result.

REPORT OF LABORATORY ANALYSIS

This report shall not be reproduced, except in full,
without the written consent of Pace Analytical Services, Inc..

Pace Analytical Services, Inc.
9608 Loiret Blvd.
Lenexa, KS 66219
(913)599-5665

QUALITY CONTROL DATA

Project: FORT SMITH, AR
Pace Project No.: 60218294

QC Batch: WETA/39308 Analysis Method: EPA 353.2
QC Batch Method: EPA 353.2 Analysis Description: 353.2 Nitrate + Nitrite, Unpres.
Associated Lab Samples: 60218294001, 60218294003, 60218294004

METHOD BLANK: 1751672 Matrix: Water
Associated Lab Samples: 60218294001, 60218294003, 60218294004

Parameter	Units	Blank Result	Reporting Limit	MDL	Analyzed	Qualifiers
Nitrogen, Nitrate	mg/L	ND	0.10	0.012	05/04/16 14:39	
Nitrogen, Nitrite	mg/L	ND	0.10	0.010	05/04/16 14:39	
Nitrogen, NO2 plus NO3	mg/L	ND	0.10	0.012	05/04/16 14:39	

LABORATORY CONTROL SAMPLE: 1751673

Parameter	Units	Spike Conc.	LCS Result	LCS % Rec	% Rec Limits	Qualifiers
Nitrogen, Nitrate	mg/L	1.6	1.5	96	85-115	
Nitrogen, Nitrite	mg/L	.4	0.38	96	90-110	
Nitrogen, NO2 plus NO3	mg/L	2	1.9	96	90-110	

MATRIX SPIKE SAMPLE: 1751674

Parameter	Units	60218184008 Result	Spike Conc.	MS Result	MS % Rec	% Rec Limits	Qualifiers
Nitrogen, Nitrate	mg/L	0.31	1.6	1.9	100	85-115	
Nitrogen, Nitrite	mg/L	ND	.4	0.43	107	90-110	
Nitrogen, NO2 plus NO3	mg/L	0.31	2	2.3	101	90-110	

MATRIX SPIKE SAMPLE: 1751676

Parameter	Units	60218294003 Result	Spike Conc.	MS Result	MS % Rec	% Rec Limits	Qualifiers
Nitrogen, Nitrate	mg/L	0.062J	1.6	1.6	97	85-115	
Nitrogen, Nitrite	mg/L	ND	.4	0.41	102	90-110	
Nitrogen, NO2 plus NO3	mg/L	0.062J	2	2.0	98	90-110	

SAMPLE DUPLICATE: 1751675

Parameter	Units	60218254002 Result	Dup Result	RPD	Max RPD	Qualifiers
Nitrogen, Nitrate	mg/L	<0.10	ND		20	
Nitrogen, Nitrite	mg/L	<0.10	ND		20	
Nitrogen, NO2 plus NO3	mg/L	<0.10	ND		20	

Results presented on this page are in the units indicated by the "Units" column except where an alternate unit is presented to the right of the result.

REPORT OF LABORATORY ANALYSIS

This report shall not be reproduced, except in full,
without the written consent of Pace Analytical Services, Inc..

Pace Analytical Services, Inc.
9608 Loiret Blvd.
Lenexa, KS 66219
(913)599-5665

QUALITY CONTROL DATA

Project: FORT SMITH, AR
Pace Project No.: 60218294

QC Batch: WETA/39314
QC Batch Method: EPA 353.2
Analysis Method: EPA 353.2
Analysis Description: 353.2 Nitrate + Nitrite, Unpres.
Associated Lab Samples: 60218294002

METHOD BLANK: 1751935 Matrix: Water
Associated Lab Samples: 60218294002

Parameter	Units	Blank Result	Reporting Limit	MDL	Analyzed	Qualifiers
Nitrogen, Nitrate	mg/L	ND	0.10	0.012	05/04/16 16:19	
Nitrogen, Nitrite	mg/L	ND	0.10	0.010	05/04/16 16:19	
Nitrogen, NO2 plus NO3	mg/L	ND	0.10	0.012	05/04/16 16:19	

LABORATORY CONTROL SAMPLE: 1751936

Parameter	Units	Spike Conc.	LCS Result	LCS % Rec	% Rec Limits	Qualifiers
Nitrogen, Nitrate	mg/L	1.6	1.6	97	85-115	
Nitrogen, Nitrite	mg/L	.4	0.38	96	90-110	
Nitrogen, NO2 plus NO3	mg/L	2	1.9	97	90-110	

MATRIX SPIKE SAMPLE: 1751937

Parameter	Units	60218288022 Result	Spike Conc.	MS Result	MS % Rec	% Rec Limits	Qualifiers
Nitrogen, Nitrate	mg/L	0.019J	1.6	1.5	93	85-115	
Nitrogen, Nitrite	mg/L	ND	.4	0.37	92	90-110	
Nitrogen, NO2 plus NO3	mg/L	0.019J	2	1.9	93	90-110	

MATRIX SPIKE SAMPLE: 1751939

Parameter	Units	60218288010 Result	Spike Conc.	MS Result	MS % Rec	% Rec Limits	Qualifiers
Nitrogen, Nitrate	mg/L	ND	1.6	1.6	99	85-115	
Nitrogen, Nitrite	mg/L	ND	.4	0.39	96	90-110	
Nitrogen, NO2 plus NO3	mg/L	ND	2	2.0	98	90-110	

SAMPLE DUPLICATE: 1751938

Parameter	Units	60218294002 Result	Dup Result	RPD	Max RPD	Qualifiers
Nitrogen, Nitrate	mg/L	0.54	0.56	2	20	
Nitrogen, Nitrite	mg/L	ND	ND		20	
Nitrogen, NO2 plus NO3	mg/L	0.54	0.56	2	20	

Results presented on this page are in the units indicated by the "Units" column except where an alternate unit is presented to the right of the result.

REPORT OF LABORATORY ANALYSIS

This report shall not be reproduced, except in full,
without the written consent of Pace Analytical Services, Inc..

Pace Analytical Services, Inc.
9608 Loiret Blvd.
Lenexa, KS 66219
(913)599-5665

QUALITY CONTROL DATA

Project: FORT SMITH, AR
Pace Project No.: 60218294

QC Batch: WETA/39388 Analysis Method: SM 5310C
QC Batch Method: SM 5310C Analysis Description: 5310C Total Organic Carbon
Associated Lab Samples: 60218294001, 60218294002, 60218294003

METHOD BLANK: 1755250 Matrix: Water
Associated Lab Samples: 60218294001, 60218294002, 60218294003

Parameter	Units	Blank Result	Reporting Limit	MDL	Analyzed	Qualifiers
Total Organic Carbon	mg/L	0.15J	1.0	0.054	05/10/16 09:49	

LABORATORY CONTROL SAMPLE: 1755251

Parameter	Units	Spike Conc.	LCS Result	LCS % Rec	% Rec Limits	Qualifiers
Total Organic Carbon	mg/L	5	4.6	92	80-120	

MATRIX SPIKE SAMPLE: 1755252

Parameter	Units	60218184009 Result	Spike Conc.	MS Result	MS % Rec	% Rec Limits	Qualifiers
Total Organic Carbon	mg/L	0.51J	5	3.7	64	80-120	M1

SAMPLE DUPLICATE: 1755253

Parameter	Units	60218350001 Result	Dup Result	RPD	Max RPD	Qualifiers
Total Organic Carbon	mg/L	8.8	8.5	3	25	

Results presented on this page are in the units indicated by the "Units" column except where an alternate unit is presented to the right of the result.

REPORT OF LABORATORY ANALYSIS

This report shall not be reproduced, except in full,
without the written consent of Pace Analytical Services, Inc..

Pace Analytical Services, Inc.
9608 Loiret Blvd.
Lenexa, KS 66219
(913)599-5665

QUALITY CONTROL DATA

Project: FORT SMITH, AR
Pace Project No.: 60218294

QC Batch: WETA/39414 Analysis Method: SM 5310C
QC Batch Method: SM 5310C Analysis Description: 5310C Total Organic Carbon
Associated Lab Samples: 60218294004

METHOD BLANK: 1756062 Matrix: Water
Associated Lab Samples: 60218294004

Parameter	Units	Blank Result	Reporting Limit	MDL	Analyzed	Qualifiers
Total Organic Carbon	mg/L	ND	1.0	0.054	05/11/16 09:36	

LABORATORY CONTROL SAMPLE: 1756063

Parameter	Units	Spike Conc.	LCS Result	LCS % Rec	% Rec Limits	Qualifiers
Total Organic Carbon	mg/L	5	4.2	84	80-120	

MATRIX SPIKE SAMPLE: 1756064

Parameter	Units	60218294004 Result	Spike Conc.	MS Result	MS % Rec	% Rec Limits	Qualifiers
Total Organic Carbon	mg/L	0.76J	5	5.3	92	80-120	

SAMPLE DUPLICATE: 1756065

Parameter	Units	60218294004 Result	Dup Result	RPD	Max RPD	Qualifiers
Total Organic Carbon	mg/L	0.76J	0.49J		25	

Results presented on this page are in the units indicated by the "Units" column except where an alternate unit is presented to the right of the result.

REPORT OF LABORATORY ANALYSIS

This report shall not be reproduced, except in full,
without the written consent of Pace Analytical Services, Inc..

Pace Analytical Services, Inc.
9608 Loiret Blvd.
Lenexa, KS 66219
(913)599-5665

QUALITY CONTROL DATA

Project: FORT SMITH, AR
Pace Project No.: 60218294

QC Batch: WETA/11465 Analysis Method: SM 4500-P E
QC Batch Method: SM4500-P B Analysis Description: SM4500P-E, Total Phosphorus
Associated Lab Samples: 60218294001, 60218294002, 60218294003, 60218294004

METHOD BLANK: 226666 Matrix: Water
Associated Lab Samples: 60218294001, 60218294002, 60218294003, 60218294004

Parameter	Units	Blank Result	Reporting Limit	MDL	Analyzed	Qualifiers
Phosphate as P04	mg/L	ND	0.030	0.010	05/12/16 11:04	

LABORATORY CONTROL SAMPLE: 226667

Parameter	Units	Spike Conc.	LCS Result	LCS % Rec	% Rec Limits	Qualifiers
Phosphate as P04	mg/L	1.5	1.4	90	80-120	

MATRIX SPIKE & MATRIX SPIKE DUPLICATE: 226668 226669

Parameter	Units	60218294001 Result	MS Spike Conc.	MSD Spike Conc.	MS Result	MSD Result	MS % Rec	MSD % Rec	% Rec Limits	RPD	Max RPD	Qual
Phosphate as P04	mg/L	0.17	1.5	1.5	1.6	1.6	91	92	80-120	1	20	

MATRIX SPIKE & MATRIX SPIKE DUPLICATE: 226670 226671

Parameter	Units	60218294002 Result	MS Spike Conc.	MSD Spike Conc.	MS Result	MSD Result	MS % Rec	MSD % Rec	% Rec Limits	RPD	Max RPD	Qual
Phosphate as P04	mg/L	0.11	1.5	1.5	1.5	1.5	92	91	80-120	0	20	

Results presented on this page are in the units indicated by the "Units" column except where an alternate unit is presented to the right of the result.

REPORT OF LABORATORY ANALYSIS

This report shall not be reproduced, except in full,
without the written consent of Pace Analytical Services, Inc..

Pace Analytical Services, Inc.
9608 Loiret Blvd.
Lenexa, KS 66219
(913)599-5665

QUALIFIERS

Project: FORT SMITH, AR
Pace Project No.: 60218294

DEFINITIONS

DF - Dilution Factor, if reported, represents the factor applied to the reported data due to dilution of the sample aliquot.

ND - Not Detected at or above adjusted reporting limit.

J - Estimated concentration above the adjusted method detection limit and below the adjusted reporting limit.

MDL - Adjusted Method Detection Limit.

PQL - Practical Quantitation Limit.

RL - Reporting Limit.

S - Surrogate

1,2-Diphenylhydrazine decomposes to and cannot be separated from Azobenzene using Method 8270. The result for each analyte is a combined concentration.

Consistent with EPA guidelines, unrounded data are displayed and have been used to calculate % recovery and RPD values.

LCS(D) - Laboratory Control Sample (Duplicate)

MS(D) - Matrix Spike (Duplicate)

DUP - Sample Duplicate

RPD - Relative Percent Difference

NC - Not Calculable.

SG - Silica Gel - Clean-Up

U - Indicates the compound was analyzed for, but not detected.

N-Nitrosodiphenylamine decomposes and cannot be separated from Diphenylamine using Method 8270. The result reported for each analyte is a combined concentration.

Pace Analytical is TNI accredited. Contact your Pace PM for the current list of accredited analytes.

TNI - The NELAC Institute.

LABORATORIES

PASI-D	Pace Analytical Services - Dallas
PASI-K	Pace Analytical Services - Kansas City

BATCH QUALIFIERS

Batch: MSV/75668

[M5] A matrix spike/matrix spike duplicate was not performed for this batch due to insufficient sample volume.

Batch: WET/61813

[1] Ferrous Fe perfromed in the field

Batch: WET/61817

[1] Field pH

ANALYTE QUALIFIERS

B	Analyte was detected in the associated method blank.
H6	Analysis initiated outside of the 15 minute EPA required holding time.
M1	Matrix spike recovery exceeded QC limits. Batch accepted based on laboratory control sample (LCS) recovery.

This report shall not be reproduced, except in full,
without the written consent of Pace Analytical Services, Inc..

Pace Analytical Services, Inc.
9608 Loiret Blvd.
Lenexa, KS 66219
(913)599-5665

QUALITY CONTROL DATA CROSS REFERENCE TABLE

Project: FORT SMITH, AR
Pace Project No.: 60218294

Lab ID	Sample ID	QC Batch Method	QC Batch	Analytical Method	Analytical Batch
60218294001	MW-99-2016-05	EPA 8015 - Alcohol	GCSV/5416		
60218294002	MW-184-2016-05	EPA 8015 - Alcohol	GCSV/5416		
60218294003	MW-96-2016-05	EPA 8015 - Alcohol	GCSV/5416		
60218294004	MW-98-2016-05	EPA 8015 - Alcohol	GCSV/5416		
60218294001	MW-99-2016-05	EPA 3010	MPRP/35770	EPA 6010	ICP/26140
60218294002	MW-184-2016-05	EPA 3010	MPRP/35770	EPA 6010	ICP/26140
60218294003	MW-96-2016-05	EPA 3010	MPRP/35770	EPA 6010	ICP/26140
60218294004	MW-98-2016-05	EPA 3010	MPRP/35770	EPA 6010	ICP/26140
60218294001	MW-99-2016-05	EPA 5030B/8260	MSV/75668		
60218294002	MW-184-2016-05	EPA 5030B/8260	MSV/75668		
60218294003	MW-96-2016-05	EPA 5030B/8260	MSV/75668		
60218294004	MW-98-2016-05	EPA 5030B/8260	MSV/75668		
60218294001	MW-99-2016-05	SM 2320B	WET/61678		
60218294002	MW-184-2016-05	SM 2320B	WET/61716		
60218294003	MW-96-2016-05	SM 2320B	WET/61716		
60218294004	MW-98-2016-05	SM 2320B	WET/61716		
60218294001	MW-99-2016-05	SM 3500-Fe B#4	WET/61813		
60218294002	MW-184-2016-05	SM 3500-Fe B#4	WET/61813		
60218294003	MW-96-2016-05	SM 3500-Fe B#4	WET/61813		
60218294004	MW-98-2016-05	SM 3500-Fe B#4	WET/61813		
60218294001	MW-99-2016-05	SM 4500-H+B	WET/61817		
60218294002	MW-184-2016-05	SM 4500-H+B	WET/61817		
60218294003	MW-96-2016-05	SM 4500-H+B	WET/61817		
60218294004	MW-98-2016-05	SM 4500-H+B	WET/61817		
60218294001	MW-99-2016-05	SM 4500-S-2 D	WET/61627		
60218294002	MW-184-2016-05	SM 4500-S-2 D	WET/61627		
60218294003	MW-96-2016-05	SM 4500-S-2 D	WET/61627		
60218294004	MW-98-2016-05	SM 4500-S-2 D	WET/61627		
60218294001	MW-99-2016-05	EPA 300.0	WETA/39344		
60218294002	MW-184-2016-05	EPA 300.0	WETA/39344		
60218294003	MW-96-2016-05	EPA 300.0	WETA/39395		
60218294004	MW-98-2016-05	EPA 300.0	WETA/39344		
60218294001	MW-99-2016-05	EPA 350.1	WETA/39374		
60218294002	MW-184-2016-05	EPA 350.1	WETA/39374		
60218294003	MW-96-2016-05	EPA 350.1	WETA/39375		
60218294004	MW-98-2016-05	EPA 350.1	WETA/39375		
60218294001	MW-99-2016-05	EPA 353.2	WETA/39308		
60218294002	MW-184-2016-05	EPA 353.2	WETA/39314		
60218294003	MW-96-2016-05	EPA 353.2	WETA/39308		
60218294004	MW-98-2016-05	EPA 353.2	WETA/39308		
60218294001	MW-99-2016-05	SM 4500-CO2 D	WETA/39517		

This report shall not be reproduced, except in full,
without the written consent of Pace Analytical Services, Inc..

Pace Analytical Services, Inc.
9608 Loiret Blvd.
Lenexa, KS 66219
(913)599-5665

QUALITY CONTROL DATA CROSS REFERENCE TABLE

Project: FORT SMITH, AR
Pace Project No.: 60218294

Lab ID	Sample ID	QC Batch Method	QC Batch	Analytical Method	Analytical Batch
60218294002	**MW-184-2016-05**	SM 4500-CO2 D	WETA/39517		
60218294003	**MW-96-2016-05**	SM 4500-CO2 D	WETA/39517		
60218294004	**MW-98-2016-05**	SM 4500-CO2 D	WETA/39518		
60218294001	**MW-99-2016-05**	SM 5310C	WETA/39388		
60218294002	**MW-184-2016-05**	SM 5310C	WETA/39388		
60218294003	**MW-96-2016-05**	SM 5310C	WETA/39388		
60218294004	**MW-98-2016-05**	SM 5310C	WETA/39414		
60218294001	**MW-99-2016-05**	SM4500-P B	WETA/11465	SM 4500-P E	WETA/11474
60218294002	**MW-184-2016-05**	SM4500-P B	WETA/11465	SM 4500-P E	WETA/11474
60218294003	**MW-96-2016-05**	SM4500-P B	WETA/11465	SM 4500-P E	WETA/11474
60218294004	**MW-98-2016-05**	SM4500-P B	WETA/11465	SM 4500-P E	WETA/11474

This report shall not be reproduced, except in full,
without the written consent of Pace Analytical Services, Inc..

Pace Analytical
www.pacelabs.com

Sample Condition Upon Receipt

WO# : 60218294

60218294

CBK

Client Name: Environ

Optional
Proj Due Date:
Proj Name:

Courier: FedEx ☐ UPS ☐ VIA ☑ Clay ☐ PEX ☐ ECI ☐ Pace ☐ Other ☐ Client ☐

Tracking #: _____ Pace Shipping Label Used? Yes ☐ No ☑

Custody Seal on Cooler/Box Present: Yes ☑ No ☐ Seals intact: Yes ☑ No ☐

Packing Material: Bubble Wrap ☐ Bubble Bags ☑ Foam ☐ None ☐ Other ☐

Thermometer Used: CF +1.0 T-239 / CF 0.0 T-262

Type of Ice: Wet Blue None ☐ Samples received on ice, cooling process has begun. (circle one)

Cooler Temperature: 2.3/3.7

Date and initials of person examining contents: CBK 5/4/16

Temperature should be above freezing to 6°C

Chain of Custody present:	☑Yes ☐No ☐N/A	1.
Chain of Custody filled out:	☑Yes ☐No ☐N/A	2.
Chain of Custody relinquished:	☑Yes ☐No ☐N/A	3.
Sampler name & signature on COC:	☑Yes ☐No ☐N/A	4.
Samples arrived within holding time:	☑Yes ☐No ☐N/A	5.
Short Hold Time analyses (<72hr):	☑Yes ☐No ☐N/A	6. NO2 NO3 Ecst pH
Rush Turn Around Time requested:	☐Yes ☑No ☐N/A	7.
Sufficient volume:	☑Yes ☐No ☐N/A	8. Extra samples receive.
Correct containers used:	☑Yes ☐No ☐N/A	9. MW-175-201605 5/3/16 1050 3DRPH 005; -176- ↓ 1320 006
Pace containers used:	☑Yes ☐No ☐N/A	
Containers intact:	☑Yes ☐No ☐N/A	10. VP-07-201605 1120 007
Unpreserved 5035A soils frozen w/in 48hrs?	☐Yes ☐No ☑N/A	11. -08- 1130 008
Filtered volume received for dissolved tests?	☐Yes ☐No ☑N/A	12. -10- 1335 009
Sample labels match COC:	☑Yes ☐No ☐N/A	
Includes date/time/ID/analyses Matrix: WT		13.
All containers needing preservation have been checked.	☑Yes ☐No ☐N/A	
All containers needing preservation are found to be in compliance with EPA recommendation.	☑Yes ☐No ☐N/A	14.
Exceptions: VOA, Coliform, O&G, WI-DRO (water)	☑Yes ☐No	Initial when completed / Lot # of added preservative
Trip Blank present:	☐Yes ☑No ☐N/A	
Pace Trip Blank lot # (if purchased): _____		15.
Headspace in VOA vials (>6mm):	☐Yes ☑No ☐N/A	16.
Project sampled in USDA Regulated Area:	☐Yes ☐No ☑N/A	17. List State:
Additional labels attached to 5035A vials in the field?	☐Yes ☐No ☑N/A	18.

Client Notification/ Resolution: Copy COC to Client? Y / (N) Field Data Required? Y / (N)

Person Contacted: _____ Date/Time: _____

Comments/ Resolution: Emailed Wendy about extra samples. CBC 5/4/16

Per Wendy - will send missing COC tonight. CBC 5/4/16

Project Manager Review: CBC Date: 5/4/16

Pace Analytical
www.pacelabs.com

CHAIN-OF-CUSTODY / Analytical Request Document

The Chain-of-Custody is a LEGAL DOCUMENT. All relevant fields must be completed accurately.

Page: 1 of 1

Section A Required Client Information:

Company:	Environ
Address:	7500 College Blvd., Ste. 925
	Overland Park, KS 66210
Email To:	wstonestreet@environcorp.com
Phone: 913-553-5926	Fax:
Requested Due Date/TAT:	

Section B Required Project Information:

Report To:	Wendy Stonestreet
Copy To:	Tammy Gleason
Purchase Order No.:	NA
Project Name:	Fort Smith, AR
Project Number:	

Section C Invoice Information:

Attention:	Tammy Gleason
Company Name:	Environ
Address:	250 Monroe Ave. NW Grand Rapids
Pace Quote Reference:	Michigan, 49503
Pace Project Manager:	Colleen Clyne
Pace Profile #:	7444, line 1

REGULATORY AGENCY

☐ NPDES ☐ GROUND WATER ☐ DRINKING WATER
☐ UST ☐ RCRA ☑ OTHER ADEQ

Site Location STATE: AR

Section D Required Client Information

SAMPLE ID (A-Z, 0-9 / ,-) Sample IDs MUST BE UNIQUE

Valid Matrix Codes

MATRIX	CODE
DRINKING WATER	DW
WATER	WT
WASTE WATER	WW
PRODUCT	P
SOIL/SOLID	SL
OIL	OL
WIPE	WP
AIR	AR
OTHER	OT
TISSUE	TS

ITEM #	SAMPLE ID	MATRIX CODE (see valid codes to left)	SAMPLE TYPE (G=GRAB C=COMP)	COLLECTED COMPOSITE START DATE	COLLECTED COMPOSITE START TIME	COLLECTED COMPOSITE END/GRAB DATE	COLLECTED COMPOSITE END/GRAB TIME	SAMPLE TEMP AT COLLECTION	# OF CONTAINERS	Preservatives: Unpreserved	H_2SO_4	HNO_3	HCl	NaOH + Zn Acetate	$Na_2S_2O_3$	Methanol	Other
1	MW-99-201605	WT	G	5/3/16	0845				11	X	X	X	X	X			
2	MW-184-201605	WT	G	5/3/16	1220				11	X	X	X	X	X			
3	MW-96-201605	WT	G	5/3/16	1007				11	X	X	X	X	X			
4	MW-98-201605	WT	G	5/3/16	1140				11	X	X	X	X	X			
5																	
6																	
7																	
8																	
9																	
10																	
11																	
12																	

Requested Analysis Filtered (Y/N)

Y/N	Analysis Test	8260 VOCs	Alkalinity	TOC	Chloride, Sulfate	8015 Chloroethanol (Pace Dallas)	6010-Iron/Mn	Ferric Iron calc. (send field Ferrous)	Ammonia	Nitrate+Nitrite	Total Phosphate (Pace Dallas)	Sulfide	CO2 Calc (Alkalinity + field pH)
Y		X	X	X	X	X	X	X	X	X	X	X	X
Y		X	X	X	X	X	X	X	X	X	X	X	X
Y		X	X	X	X	X	X	X	X	X	X	X	X
Y		X	X	X	X	X	X	X	X	X	X	X	X

ITEM #	Residual Chlorine (Y/N)	Pace Project No./ Lab I.D.
1	N	60218294 001
2	N	002
3	N	003
4	N	004

ADDITIONAL COMMENTS	RELINQUISHED BY / AFFILIATION	DATE	TIME	ACCEPTED BY / AFFILIATION	DATE	TIME
	Wendy Stonestreet RE	5/3/16	1830		5/4/16	0505

SAMPLE CONDITIONS				
Temp in °C	Received on Ice (Y/N)	Custody Sealed Cooler (Y/N)	Samples Intact (Y/N)
3.7	Y	Y	Y
2.3	Y	Y	Y

SAMPLER NAME AND SIGNATURE

PRINT Name of SAMPLER: Wendy Stonestreet

SIGNATURE of SAMPLER: [signature] DATE Signed (MM/DD/YY): 5/3/16

*Important Note: By signing this form you are accepting Pace's NET 30 day payment terms and agreeing to late charges of 1.5% per month for any invoices not paid within 30 days.

Chain of Custody

Pace Analytical®
www.pacelabs.com

Workorder: 60218294 **Workorder Name:** FORT SMITH, AR **Owner Received Date:** 5/4/2016 **Results Requested By:** 5/16/2016

Report To	Subcontract To
Colleen Clyne Pace Analytical Kansas 9608 Loiret Blvd. Lenexa, KS 66219 Phone (913)599-5665	Pace Analytical Dallas 400 West Bethany Drive Suite 190 Allen, TX 75013 Phone (972)727-1123

Item	Sample ID	Sample Type	Collect Date/Time	Lab ID	Matrix	Preserved Containers: BP3S	DG9U					Requested Analysis: 8015 Chloroethanol	Total Phosphate										LAB USE ONLY
1	MW-99-2016-05	PS	5/3/2016 08:55	60218294001	Water	1	3					X	X										001
2	MW-184-2016-05	PS	5/3/2016 12:20	60218294002	Water	1	3					X	X										002
3	MW-96-2016-05	PS	5/3/2016 10:07	60218294003	Water	1	3					X	X										003
4	MW-98-2016-05	PS	5/3/2016 11:40	60218294004	Water	1	3					X	X										004
5																							

Transfers	Released By	Date/Time	Received	Date/Time
1	[illegible] 5/4/16	1600	[illegible]	5/5/16 0850
2				
3	JRC			

Comments

Cooler Temperature on Receipt 1°C °C Custody Seal (Y) or N Received on Ice (Y) or N Samples Intact (Y) or N

***In order to maintain client confidentiality, location/name of the sampling site, sampler's name and signature may not be provided on this COC document. This chain of custody is considered complete as is since this information is available in the owner laboratory.

WO# : 7543725

7543725

Pace Analytical

Sample Condition Upon Receipt

☑Dallas ☐Ft Worth ☐San Angelo

Client Name: Pace-Kansas Project Work order: 75437 25

Courier: FedEX ☑ UPS ☐ USPS ☐ Client ☐ Courier ☐ LSO ☐ PACE ☐ Other:_____

Tracking#: 6703 1642 5916

Custody Seal on Cooler/Box: Yes ☑ No ☐ **Seals Intact:** Yes ☑ No ☐ NA ☐

Packing Material: Bubble Wrap ☑ Bubble Bags ☐ Foam ☐ None ☑ Other ☐

Thermometer Used: IR-05 Type of Ice: Wet ☑ Blue ☐ None ☐ Sample Received on ice, cooling process has begun ☑

Cooler Temp: 1.4°C (Temp should be above freezing to 6°C)

Chain of Custody Present	Yes ☑ No ☐ NA ☐	1
Chain of Custody filled out	Yes ☑ No ☐ NA ☐	2
Chain of Custody relinquished	Yes ☑ No ☐ NA ☐	3
Sampler name & signature on COC	Yes ☐ No ☑ NA ☐	4
Sample received within HT	Yes ☑ No ☐ NA ☐	5
Short HT analyses (<72 hrs)	Yes ☐ No ☑ NA ☐	6
Rush TAT requested	Yes ☐ No ☑ NA ☐	7
Sufficient Volume received	Yes ☑ No ☐ NA ☐	8
Correct Container used Pace Container used	Yes ☑ No ☐ NA ☐ Yes ☑ No ☐ NA ☐	9
Container Intact	Yes ☑ No ☐ NA ☐	10
Unpreserved 5035A soil frozen within 48 hrs	Yes ☐ No ☐ NA ☑	11
Filtered volume received for Dissolved tests	Yes ☐ No ☐ NA ☑	12
Sample labels match COC Include date/time/ID/analyses Matrix: Water	Yes ☑ No ☐ NA ☐	13
All containers needing preservation have been checked	Yes ☑ No ☐ NA ☐	14a. Lot# of pH strip: 47154 pH checked Yes ☑ No ☐ pH<2 ☑ pH>9 ☐ pH>12 ☐ Lot# of Iodine strip:_____ Lot# of Lead Acetate strip:_____
Do containers require preservation at the lab	Yes ☐ No ☑ NA ☐	14b. Preservation: / Lot#:
All containers needing preservation are found to be in Compliance with EPA recommendation **Exception**: VOA, coliform, O&G	Yes ☑ No ☐ NA ☐ Yes ☐ No ☑	14c.
Are soil samples (volatiles) received in Bulk ☐ Terracore ☐ EnCore ☐	NA ☑	15.
Trip Blank present Trip Blank Custody Seals Intact Pace Trip Blank Lot# (if purchased):_____	Yes ☐ No ☐ NA ☑ Yes ☐ No ☐ NA ☑	16.
Headspace in VOA (>6mm)	Yes ☐ No ☐ NA ☑	17.
Project sampled in USDA Regulated Area:	Yes ☐ No ☐ NA ☑	18. List State _____

Client Notification/Resolution/Comments:

Person Contacted:_____ Date:_____

Comments/Resolution:_____

Person Examining Contents: MM Date: 5814

Pace Analytical Services, Inc.
9608 Loiret Blvd.
Lenexa, KS 66219
(913)599-5665

May 17, 2016

Wendy Stonestreet
Ramboll Environ
7500 College Blvd Ste 925
Overland Park, KS 66210

RE: Project: FORT SMITH, AR
Pace Project No.: 60218387

Dear Wendy Stonestreet:
Enclosed are the analytical results for sample(s) received by the laboratory on May 05, 2016. The results relate only to the samples included in this report. Results reported herein conform to the most current TNI standards and the laboratory's Quality Assurance Manual, where applicable, unless otherwise noted in the body of the report.

If you have any questions concerning this report, please feel free to contact me.

Sincerely,

Colleen Clyne
colleen.clyne@pacelabs.com
Project Manager

Enclosures

cc: Tamara Gleason, Ramboll Environ

This report shall not be reproduced, except in full,
without the written consent of Pace Analytical Services, Inc..

Pace Analytical Services, Inc.
9608 Loiret Blvd.
Lenexa, KS 66219
(913)599-5665

CERTIFICATIONS

Project: FORT SMITH, AR
Pace Project No.: 60218387

Kansas Certification IDs

9608 Loiret Boulevard, Lenexa, KS 66219
WY STR Certification #: 2456.01
Arkansas Certification #: 15-016-0
Illinois Certification #: 003097
Iowa Certification #: 118
Kansas/NELAP Certification #: E-10116
Louisiana Certification #: 03055
Nevada Certification #: KS000212008A
Oklahoma Certification #: 9205/9935
Texas Certification #: T104704407
Utah Certification #: KS00021
Kansas Field Laboratory Accreditation: # E-92587

Dallas Certification IDs:

400 West Bethany Dr Suite 190, Allen, TX 75013
EPA# TX00074
Texas Certification #: T104704232-15-12
Texas Certification #: T104704232-14-8
Kansas Certification #: E-10388
Arkansas Certification #: 88-0647
Oklahoma Certification #: 2014-055
Louisiana Certification #: 02007

REPORT OF LABORATORY ANALYSIS

This report shall not be reproduced, except in full,
without the written consent of Pace Analytical Services, Inc..

Pace Analytical Services, Inc.
9608 Loiret Blvd.
Lenexa, KS 66219
(913)599-5665

SAMPLE SUMMARY

Project: FORT SMITH, AR
Pace Project No.: 60218387

Lab ID	Sample ID	Matrix	Date Collected	Date Received
60218387001	IW-78-201605	Water	05/03/16 10:00	05/05/16 05:06
60218387002	MW-88-201605	Water	05/04/16 14:25	05/05/16 05:06
60218387003	MW-22-201605	Water	05/04/16 12:45	05/05/16 05:06
60218387004	TMW-10-201605	Water	05/04/16 10:10	05/05/16 05:06
60218387005	IW-73-201605	Water	05/04/16 13:25	05/05/16 05:06
60218387006	MW-81-201605	Water	05/04/16 17:25	05/05/16 05:06
60218387007	IW-74-201605	Water	05/04/16 13:10	05/05/16 05:06
60218387008	MW-187-201605	Water	05/04/16 09:40	05/05/16 05:06
60218387009	MW-189-201605	Water	05/04/16 11:40	05/05/16 05:06
60218387010	MW-83-201605	Water	05/04/16 10:26	05/05/16 05:06
60218387011	MW-92-201605	Water	05/04/16 16:20	05/05/16 05:06
60218387012	MW-58R-201605	Water	05/04/16 13:15	05/05/16 05:06
60218387013	MW-183-201605	Water	05/04/16 08:45	05/05/16 05:06
60218387014	MW-82-201605	Water	05/04/16 09:15	05/05/16 05:06
60218387015	IW-77-201605	Water	05/04/16 10:55	05/05/16 05:06
60218387016	IW-76-201605	Water	05/04/16 09:15	05/05/16 05:06
60218387017	MW-185-201605	Water	05/04/16 08:44	05/05/16 05:06
60218387018	MW-27-201605	Water	05/04/16 10:30	05/05/16 05:06
60218387019	MW-91-201605	Water	05/04/16 16:30	05/05/16 05:06
60218387020	MW-90-201605	Water	05/04/16 16:25	05/05/16 05:06
60218387021	MW-28-201605	Water	05/04/16 13:50	05/05/16 05:06
60218387022	MW-186-201605	Water	05/04/16 13:45	05/05/16 05:06
60218387023	MW-24-201605	Water	05/04/16 17:00	05/05/16 05:06
60218387024	MW-190-201605	Water	05/04/16 16:42	05/05/16 05:06
60218387025	MW-191-201605	Water	05/04/16 13:50	05/05/16 05:06
60218387026	MW-192-201605	Water	05/04/16 11:20	05/05/16 05:06
60218387027	MW-182-201605	Water	05/04/16 17:15	05/05/16 05:06
60218387028	TB-08-201605	Water	05/04/16 08:44	05/05/16 05:06
60218387029	DUP-07-201605	Water	05/04/16 13:10	05/05/16 05:06
60218387030	IW-115-201605	Water	05/04/16 15:30	05/05/16 05:06
60218387031	TB-09-201605	Water	05/04/16 08:44	05/05/16 05:06
60218387032	DUP-08-201605	Water	05/04/16 16:20	05/05/16 05:06
60218387033	DUP-04-201605	Water	05/04/16 13:15	05/05/16 05:06
60218387034	TB-10-201605	Water	05/04/16 08:44	05/05/16 05:06
60218387035	TB-11-201605	Water	05/04/16 08:44	05/05/16 05:06
60218387036	IW-79-201605	Water	05/04/16 11:25	05/05/16 05:06
60218387037	DUP-02-201605	Water	05/04/16 16:30	05/05/16 05:06

This report shall not be reproduced, except in full,
without the written consent of Pace Analytical Services, Inc..

Pace Analytical Services, Inc.
9608 Loiret Blvd.
Lenexa, KS 66219
(913)599-5665

SAMPLE SUMMARY

Project: FORT SMITH, AR
Pace Project No.: 60218387

Lab ID	Sample ID	Matrix	Date Collected	Date Received
60218387038	**TB-12-201605**	Water	05/04/16 08:44	05/05/16 05:06
60218387039	**TB-13-201605**	Water	05/04/16 08:44	05/05/16 05:06
60218387040	**MW-181-201605**	Water	05/04/16 16:35	05/05/16 05:06
60218387041	**MW-179-201605**	Water	05/04/16 13:00	05/05/16 05:06
60218387042	**VP-14-201605**	Water	05/04/16 11:50	05/05/16 05:06
60218387043	**DUP-09-201605**	Water	05/04/16 17:15	05/05/16 05:06
60218387044	**TB-14-201605**	Water	05/04/16 08:44	05/05/16 05:06

This report shall not be reproduced, except in full,
without the written consent of Pace Analytical Services, Inc..

Pace Analytical Services, Inc.
9608 Loiret Blvd.
Lenexa, KS 66219
(913)599-5665

SAMPLE ANALYTE COUNT

Project: FORT SMITH, AR
Pace Project No.: 60218387

Lab ID	Sample ID	Method	Analysts	Analytes Reported	Laboratory
60218387001	**IW-78-201605**	EPA 5030B/8260	PGH	38	PASI-K
60218387002	**MW-88-201605**	EPA 8015 - Alcohol	MS1	1	PASI-D
		EPA 6010	TDS	2	PASI-K
		EPA 5030B/8260	PGH	38	PASI-K
		SM 2320B	HMM	3	PASI-K
		SM 3500-Fe B#4	TJG	1	PASI-K
		SM 4500-H+B	TJG	1	PASI-K
		SM 4500-S-2 D	HMM	1	PASI-K
		EPA 300.0	OL	2	PASI-K
		EPA 350.1	RAB	1	PASI-K
		EPA 353.2	CRS	3	PASI-K
		SM 4500-CO2 D	TJG	1	PASI-K
		SM 5310C	LDB	1	PASI-K
		SM 4500-P E	AR1	1	PASI-D
60218387003	**MW-22-201605**	EPA 8015 - Alcohol	MS1	1	PASI-D
		EPA 6010	TDS	2	PASI-K
		EPA 5030B/8260	PGH	38	PASI-K
		SM 2320B	HMM	3	PASI-K
		SM 3500-Fe B#4	TJG	1	PASI-K
		SM 4500-H+B	TJG	1	PASI-K
		SM 4500-S-2 D	HMM	1	PASI-K
		EPA 300.0	OL	2	PASI-K
		EPA 350.1	RAB	1	PASI-K
		EPA 353.2	CRS	3	PASI-K
		SM 4500-CO2 D	TJG	1	PASI-K
		SM 5310C	LDB	1	PASI-K
		SM 4500-P E	AR1	1	PASI-D
60218387004	**TMW-10-201605**	EPA 8015 - Alcohol	MS1	1	PASI-D
		EPA 6010	TDS	2	PASI-K
		EPA 5030B/8260	PGH	38	PASI-K
		SM 2320B	HMM	3	PASI-K
		SM 3500-Fe B#4	TJG	1	PASI-K
		SM 4500-H+B	TJG	1	PASI-K
		SM 4500-S-2 D	HMM	1	PASI-K
		EPA 300.0	OL	2	PASI-K
		EPA 350.1	RAB	1	PASI-K
		EPA 353.2	CRS	3	PASI-K

This report shall not be reproduced, except in full,
without the written consent of Pace Analytical Services, Inc..

Pace Analytical Services, Inc.
9608 Loiret Blvd.
Lenexa, KS 66219
(913)599-5665

SAMPLE ANALYTE COUNT

Project: FORT SMITH, AR
Pace Project No.: 60218387

Lab ID	Sample ID	Method	Analysts	Analytes Reported	Laboratory
		SM 4500-CO2 D	TJG	1	PASI-K
		SM 5310C	LDB	1	PASI-K
		SM 5310C	LDB	1	PASI-K
		SM 4500-P E	AR1	1	PASI-D
60218387005	**IW-73-201605**	EPA 8015 - Alcohol	MS1	1	PASI-D
		EPA 6010	TDS	2	PASI-K
		EPA 5030B/8260	PGH	38	PASI-K
		SM 2320B	HMM	3	PASI-K
		SM 3500-Fe B#4	TJG	1	PASI-K
		SM 4500-H+B	TJG	1	PASI-K
		SM 4500-S-2 D	HMM	1	PASI-K
		EPA 300.0	OL	2	PASI-K
		EPA 350.1	RAB	1	PASI-K
		EPA 353.2	CRS	3	PASI-K
		SM 4500-CO2 D	TJG	1	PASI-K
		SM 5310C	LDB	1	PASI-K
		SM 4500-P E	AR1	1	PASI-D
60218387006	**MW-81-201605**	EPA 8015 - Alcohol	MS1	1	PASI-D
		EPA 6010	TDS	2	PASI-K
		EPA 5030B/8260	PGH	38	PASI-K
		SM 2320B	HMM	3	PASI-K
		SM 3500-Fe B#4	TJG	1	PASI-K
		SM 4500-H+B	TJG	1	PASI-K
		SM 4500-S-2 D	HMM	1	PASI-K
		EPA 300.0	OL	2	PASI-K
		EPA 350.1	RAB	1	PASI-K
		EPA 353.2	CRS	3	PASI-K
		SM 4500-CO2 D	TJG	1	PASI-K
		SM 5310C	LDB	1	PASI-K
		SM 4500-P E	AR1	1	PASI-D
60218387007	**IW-74-201605**	EPA 8015 - Alcohol	MS1	1	PASI-D
		EPA 6010	TDS	2	PASI-K
		EPA 5030B/8260	PGH	38	PASI-K
		SM 2320B	HMM	3	PASI-K
		SM 3500-Fe B#4	TJG	1	PASI-K
		SM 4500-H+B	TJG	1	PASI-K
		SM 4500-S-2 D	HMM	1	PASI-K

This report shall not be reproduced, except in full,
without the written consent of Pace Analytical Services, Inc..

Pace Analytical Services, Inc.
9608 Loiret Blvd.
Lenexa, KS 66219
(913)599-5665

SAMPLE ANALYTE COUNT

Project: FORT SMITH, AR
Pace Project No.: 60218387

Lab ID	Sample ID	Method	Analysts	Analytes Reported	Laboratory
		EPA 300.0	OL	2	PASI-K
		EPA 350.1	RAB	1	PASI-K
		EPA 353.2	CRS	3	PASI-K
		SM 4500-CO2 D	TJG	1	PASI-K
		SM 5310C	LDB	1	PASI-K
		SM 4500-P E	AR1	1	PASI-D
60218387008	**MW-187-201605**	EPA 8015 - Alcohol	MS1	1	PASI-D
		EPA 6010	TDS	2	PASI-K
		EPA 5030B/8260	PGH	38	PASI-K
		SM 2320B	HMM	3	PASI-K
		SM 3500-Fe B#4	TJG	1	PASI-K
		SM 4500-H+B	TJG	1	PASI-K
		SM 4500-S-2 D	HMM	1	PASI-K
		EPA 300.0	OL	2	PASI-K
		EPA 350.1	RAB	1	PASI-K
		EPA 353.2	CRS	3	PASI-K
		SM 4500-CO2 D	TJG	1	PASI-K
		SM 5310C	LDB	1	PASI-K
		SM 4500-P E	AR1	1	PASI-D
60218387009	**MW-189-201605**	EPA 8015 - Alcohol	MS1	1	PASI-D
		EPA 6010	TDS	2	PASI-K
		EPA 5030B/8260	PGH	38	PASI-K
		SM 2320B	HMM	3	PASI-K
		SM 3500-Fe B#4	TJG	1	PASI-K
		SM 4500-H+B	TJG	1	PASI-K
		SM 4500-S-2 D	HMM	1	PASI-K
		EPA 300.0	OL	2	PASI-K
		EPA 350.1	RAB	1	PASI-K
		EPA 353.2	CRS	3	PASI-K
		SM 4500-CO2 D	TJG	1	PASI-K
		SM 5310C	LDB	1	PASI-K
		SM 4500-P E	AR1	1	PASI-D
60218387010	**MW-83-201605**	EPA 8015 - Alcohol	MS1	1	PASI-D
		EPA 6010	TDS	2	PASI-K
		EPA 5030B/8260	PGH	38	PASI-K
		SM 2320B	HMM	3	PASI-K
		SM 3500-Fe B#4	TJG	1	PASI-K

This report shall not be reproduced, except in full,
without the written consent of Pace Analytical Services, Inc..

Pace Analytical Services, Inc.
9608 Loiret Blvd.
Lenexa, KS 66219
(913)599-5665

SAMPLE ANALYTE COUNT

Project: FORT SMITH, AR
Pace Project No.: 60218387

Lab ID	Sample ID	Method	Analysts	Analytes Reported	Laboratory
		SM 4500-H+B	TJG	1	PASI-K
		SM 4500-S-2 D	HMM	1	PASI-K
		EPA 300.0	OL	2	PASI-K
		EPA 350.1	RAB	1	PASI-K
		EPA 353.2	CRS	3	PASI-K
		SM 4500-CO2 D	TJG	1	PASI-K
		SM 5310C	LDB	1	PASI-K
		SM 4500-P E	AR1	1	PASI-D
60218387011	**MW-92-201605**	EPA 8015 - Alcohol	MS1	1	PASI-D
		EPA 6010	TDS	2	PASI-K
		EPA 5030B/8260	PGH	38	PASI-K
		SM 2320B	HMM	3	PASI-K
		SM 3500-Fe B#4	TJG	1	PASI-K
		SM 4500-H+B	TJG	1	PASI-K
		SM 4500-S-2 D	HMM	1	PASI-K
		EPA 300.0	OL	2	PASI-K
		EPA 350.1	RAB	1	PASI-K
		EPA 353.2	CRS	3	PASI-K
		SM 4500-CO2 D	TJG	1	PASI-K
		SM 5310C	LDB	1	PASI-K
		SM 4500-P E	AR1	1	PASI-D
60218387012	**MW-58R-201605**	EPA 8015 - Alcohol	MS1	1	PASI-D
		EPA 6010	TDS	2	PASI-K
		EPA 5030B/8260	PGH	38	PASI-K
		SM 2320B	HMM	3	PASI-K
		SM 3500-Fe B#4	TJG	1	PASI-K
		SM 4500-H+B	TJG	1	PASI-K
		SM 4500-S-2 D	HMM	1	PASI-K
		EPA 300.0	OL	2	PASI-K
		EPA 350.1	RAB	1	PASI-K
		EPA 353.2	CRS	3	PASI-K
		SM 4500-CO2 D	TJG	1	PASI-K
		SM 5310C	LDB	1	PASI-K
		SM 4500-P E	AR1	1	PASI-D
60218387013	**MW-183-201605**	EPA 8015 - Alcohol	MS1	1	PASI-D
		EPA 6010	TDS	2	PASI-K
		EPA 5030B/8260	PGH	38	PASI-K

This report shall not be reproduced, except in full,
without the written consent of Pace Analytical Services, Inc..

Pace Analytical Services, Inc.
9608 Loiret Blvd.
Lenexa, KS 66219
(913)599-5665

SAMPLE ANALYTE COUNT

Project: FORT SMITH, AR
Pace Project No.: 60218387

Lab ID	Sample ID	Method	Analysts	Analytes Reported	Laboratory
		SM 2320B	HMM	3	PASI-K
		SM 3500-Fe B#4	TJG	1	PASI-K
		SM 4500-H+B	TJG	1	PASI-K
		SM 4500-S-2 D	HMM	1	PASI-K
		EPA 300.0	OL	2	PASI-K
		EPA 350.1	RAB	1	PASI-K
		EPA 353.2	CRS	3	PASI-K
		SM 4500-CO2 D	TJG	1	PASI-K
		SM 5310C	LDB	1	PASI-K
		SM 4500-P E	AR1	1	PASI-D
60218387014	**MW-82-201605**	EPA 8015 - Alcohol	MS1	1	PASI-D
		EPA 6010	TDS	2	PASI-K
		EPA 5030B/8260	PGH	38	PASI-K
		SM 2320B	HMM	3	PASI-K
		SM 3500-Fe B#4	TJG	1	PASI-K
		SM 4500-H+B	TJG	1	PASI-K
		SM 4500-S-2 D	HMM	1	PASI-K
		EPA 300.0	OL	2	PASI-K
		EPA 350.1	RAB	1	PASI-K
		EPA 353.2	CRS	3	PASI-K
		SM 4500-CO2 D	TJG	1	PASI-K
		SM 5310C	LDB	1	PASI-K
		SM 4500-P E	AR1	1	PASI-D
60218387015	**IW-77-201605**	EPA 8015 - Alcohol	MS1	1	PASI-D
		EPA 6010	TDS	2	PASI-K
		EPA 5030B/8260	PGH	38	PASI-K
		SM 2320B	HMM	3	PASI-K
		SM 3500-Fe B#4	TJG	1	PASI-K
		SM 4500-H+B	TJG	1	PASI-K
		SM 4500-S-2 D	HMM	1	PASI-K
		EPA 300.0	OL	2	PASI-K
		EPA 350.1	RAB	1	PASI-K
		EPA 353.2	CRS	3	PASI-K
		SM 4500-CO2 D	TJG	1	PASI-K
		SM 5310C	LDB	1	PASI-K
		SM 4500-P E	AR1	1	PASI-D
60218387016	**IW-76-201605**	EPA 8015 - Alcohol	MS1	1	PASI-D

This report shall not be reproduced, except in full,
without the written consent of Pace Analytical Services, Inc..

Pace Analytical Services, Inc.
9608 Loiret Blvd.
Lenexa, KS 66219
(913)599-5665

SAMPLE ANALYTE COUNT

Project: FORT SMITH, AR
Pace Project No.: 60218387

Lab ID	Sample ID	Method	Analysts	Analytes Reported	Laboratory
		EPA 6010	TDS	2	PASI-K
		EPA 5030B/8260	PGH	38	PASI-K
		SM 2320B	HMM	3	PASI-K
		SM 3500-Fe B#4	TJG	1	PASI-K
		SM 4500-H+B	TJG	1	PASI-K
		SM 4500-S-2 D	HMM	1	PASI-K
		EPA 300.0	OL	2	PASI-K
		EPA 350.1	RAB	1	PASI-K
		EPA 353.2	CRS	3	PASI-K
		SM 4500-CO2 D	TJG	1	PASI-K
		SM 5310C	LDB	1	PASI-K
		SM 4500-P E	AR1	1	PASI-D
60218387017	**MW-185-201605**	EPA 8015 - Alcohol	MS1	1	PASI-D
		EPA 6010	TDS	2	PASI-K
		EPA 5030B/8260	PGH	38	PASI-K
		SM 2320B	HMM	3	PASI-K
		SM 3500-Fe B#4	TJG	1	PASI-K
		SM 4500-H+B	TJG	1	PASI-K
		SM 4500-S-2 D	HMM	1	PASI-K
		EPA 300.0	OL	2	PASI-K
		EPA 350.1	RAB	1	PASI-K
		EPA 353.2	CRS	3	PASI-K
		SM 4500-CO2 D	TJG	1	PASI-K
		SM 5310C	LDB	1	PASI-K
		SM 4500-P E	AR1	1	PASI-D
60218387018	**MW-27-201605**	EPA 8015 - Alcohol	MS1	1	PASI-D
		EPA 6010	TDS	2	PASI-K
		EPA 5030B/8260	PGH	38	PASI-K
		SM 2320B	HMM	3	PASI-K
		SM 3500-Fe B#4	TJG	1	PASI-K
		SM 4500-H+B	TJG	1	PASI-K
		SM 4500-S-2 D	HMM	1	PASI-K
		EPA 300.0	OL	2	PASI-K
		EPA 350.1	RAB	1	PASI-K
		EPA 353.2	CRS	3	PASI-K
		SM 4500-CO2 D	TJG	1	PASI-K
		SM 5310C	LDB	1	PASI-K

This report shall not be reproduced, except in full,
without the written consent of Pace Analytical Services, Inc..

Pace Analytical Services, Inc.
9608 Loiret Blvd.
Lenexa, KS 66219
(913)599-5665

SAMPLE ANALYTE COUNT

Project: FORT SMITH, AR
Pace Project No.: 60218387

Lab ID	Sample ID	Method	Analysts	Analytes Reported	Laboratory
		SM 4500-P E	AR1	1	PASI-D
60218387019	**MW-91-201605**	EPA 8015 - Alcohol	MS1	1	PASI-D
		EPA 6010	TDS	2	PASI-K
		EPA 5030B/8260	PGH	38	PASI-K
		SM 2320B	HMM	3	PASI-K
		SM 3500-Fe B#4	TJG	1	PASI-K
		SM 4500-H+B	TJG	1	PASI-K
		SM 4500-S-2 D	HMM	1	PASI-K
		EPA 300.0	OL	2	PASI-K
		EPA 350.1	RAB	1	PASI-K
		EPA 353.2	CRS	3	PASI-K
		SM 4500-CO2 D	TJG	1	PASI-K
		SM 5310C	LDB	1	PASI-K
		SM 4500-P E	AR1	1	PASI-D
60218387020	**MW-90-201605**	EPA 8015 - Alcohol	MS1	1	PASI-D
		EPA 6010	TDS	2	PASI-K
		EPA 5030B/8260	PGH	38	PASI-K
		SM 2320B	HMM	3	PASI-K
		SM 3500-Fe B#4	TJG	1	PASI-K
		SM 4500-H+B	TJG	1	PASI-K
		SM 4500-S-2 D	HMM	1	PASI-K
		EPA 300.0	OL	2	PASI-K
		EPA 350.1	RAB	1	PASI-K
		EPA 353.2	CRS	3	PASI-K
		SM 4500-CO2 D	TJG	1	PASI-K
		SM 5310C	LDB	1	PASI-K
		SM 4500-P E	AR1	1	PASI-D
60218387021	**MW-28-201605**	EPA 8015 - Alcohol	MS1	1	PASI-D
		EPA 6010	SMW	2	PASI-K
		EPA 5030B/8260	PGH	38	PASI-K
		SM 2320B	HMM	3	PASI-K
		SM 3500-Fe B#4	TJG	1	PASI-K
		SM 4500-H+B	TJG	1	PASI-K
		SM 4500-S-2 D	HMM	1	PASI-K
		EPA 300.0	OL	2	PASI-K
		EPA 350.1	RAB	1	PASI-K
		EPA 353.2	CRS	3	PASI-K

This report shall not be reproduced, except in full,
without the written consent of Pace Analytical Services, Inc..

Pace Analytical Services, Inc.
9608 Loiret Blvd.
Lenexa, KS 66219
(913)599-5665

SAMPLE ANALYTE COUNT

Project: FORT SMITH, AR
Pace Project No.: 60218387

Lab ID	Sample ID	Method	Analysts	Analytes Reported	Laboratory
		SM 4500-CO2 D	TJG	1	PASI-K
		SM 5310C	LDB	1	PASI-K
		SM 4500-P E	AR1	1	PASI-D
60218387022	**MW-186-201605**	EPA 8015 - Alcohol	MS1	1	PASI-D
		EPA 6010	SMW	2	PASI-K
		EPA 5030B/8260	PGH	38	PASI-K
		SM 2320B	HMM	3	PASI-K
		SM 3500-Fe B#4	TJG	1	PASI-K
		SM 4500-H+B	TJG	1	PASI-K
		SM 4500-S-2 D	HMM	1	PASI-K
		EPA 300.0	OL	2	PASI-K
		EPA 350.1	RAB	1	PASI-K
		EPA 353.2	CRS	3	PASI-K
		SM 4500-CO2 D	TJG	1	PASI-K
		SM 5310C	LDB	1	PASI-K
		SM 4500-P E	AR1	1	PASI-D
60218387023	**MW-24-201605**	EPA 8015 - Alcohol	MS1	1	PASI-D
		EPA 6010	SMW	2	PASI-K
		EPA 5030B/8260	PGH	38	PASI-K
		SM 2320B	HMM	3	PASI-K
		SM 3500-Fe B#4	TJG	1	PASI-K
		SM 4500-H+B	TJG	1	PASI-K
		SM 4500-S-2 D	HMM	1	PASI-K
		EPA 300.0	OL	2	PASI-K
		EPA 350.1	RAB	1	PASI-K
		EPA 353.2	CRS	3	PASI-K
		SM 4500-CO2 D	TJG	1	PASI-K
		SM 5310C	LDB	1	PASI-K
		SM 4500-P E	AR1	1	PASI-D
60218387024	**MW-190-201605**	EPA 8015 - Alcohol	MS1	1	PASI-D
		EPA 6010	SMW	2	PASI-K
		EPA 5030B/8260	PGH	38	PASI-K
		SM 2320B	HMM	3	PASI-K
		SM 3500-Fe B#4	TJG	1	PASI-K
		SM 4500-H+B	TJG	1	PASI-K
		SM 4500-S-2 D	HMM	1	PASI-K
		EPA 300.0	OL	2	PASI-K

This report shall not be reproduced, except in full,
without the written consent of Pace Analytical Services, Inc..

Pace Analytical Services, Inc.
9608 Loiret Blvd.
Lenexa, KS 66219
(913)599-5665

SAMPLE ANALYTE COUNT

Project: FORT SMITH, AR
Pace Project No.: 60218387

Lab ID	Sample ID	Method	Analysts	Analytes Reported	Laboratory
		EPA 350.1	RAB	1	PASI-K
		EPA 353.2	CRS	3	PASI-K
		SM 4500-CO2 D	TJG	1	PASI-K
		SM 5310C	LDB	1	PASI-K
		SM 4500-P E	AR1	1	PASI-D
60218387025	**MW-191-201605**	EPA 8015 - Alcohol	MS1	1	PASI-D
		EPA 6010	SMW	2	PASI-K
		EPA 5030B/8260	PGH	38	PASI-K
		SM 2320B	HMM	3	PASI-K
		SM 3500-Fe B#4	TJG	1	PASI-K
		SM 4500-H+B	TJG	1	PASI-K
		SM 4500-S-2 D	HMM	1	PASI-K
		EPA 300.0	OL	2	PASI-K
		EPA 350.1	RAB	1	PASI-K
		EPA 353.2	CRS	3	PASI-K
		SM 4500-CO2 D	TJG	1	PASI-K
		SM 5310C	LDB	1	PASI-K
		SM 4500-P E	AR1	1	PASI-D
60218387026	**MW-192-201605**	EPA 8015 - Alcohol	MS1	1	PASI-D
		EPA 6010	SMW	2	PASI-K
		EPA 5030B/8260	PGH	38	PASI-K
		SM 2320B	HMM	3	PASI-K
		SM 3500-Fe B#4	TJG	1	PASI-K
		SM 4500-H+B	TJG	1	PASI-K
		SM 4500-S-2 D	HMM	1	PASI-K
		EPA 300.0	OL	2	PASI-K
		EPA 350.1	RAB	1	PASI-K
		EPA 353.2	CRS	3	PASI-K
		SM 4500-CO2 D	TJG	1	PASI-K
		SM 5310C	LDB	1	PASI-K
		SM 4500-P E	AR1	1	PASI-D
60218387027	**MW-182-201605**	EPA 8015 - Alcohol	MS1	1	PASI-D
		EPA 6010	SMW	2	PASI-K
		EPA 5030B/8260	PGH	38	PASI-K
		SM 2320B	HMM	3	PASI-K
		SM 3500-Fe B#4	TJG	1	PASI-K
		SM 4500-H+B	TJG	1	PASI-K

This report shall not be reproduced, except in full,
without the written consent of Pace Analytical Services, Inc..

Pace Analytical Services, Inc.
9608 Loiret Blvd.
Lenexa, KS 66219
(913)599-5665

SAMPLE ANALYTE COUNT

Project: FORT SMITH, AR
Pace Project No.: 60218387

Lab ID	Sample ID	Method	Analysts	Analytes Reported	Laboratory
		SM 4500-S-2 D	HMM	1	PASI-K
		EPA 300.0	OL	2	PASI-K
		EPA 350.1	RAB	1	PASI-K
		EPA 353.2	CRS	3	PASI-K
		SM 4500-CO2 D	TJG	1	PASI-K
		SM 5310C	LDB	1	PASI-K
		SM 4500-P E	AR1	1	PASI-D
60218387028	**TB-08-201605**	EPA 5030B/8260	PGH	38	PASI-K
60218387029	**DUP-07-201605**	EPA 5030B/8260	PGH	38	PASI-K
60218387030	**IW-115-201605**	EPA 5030B/8260	PGH	38	PASI-K
60218387031	**TB-09-201605**	EPA 5030B/8260	PGH	38	PASI-K
60218387032	**DUP-08-201605**	EPA 5030B/8260	PGH	38	PASI-K
60218387033	**DUP-04-201605**	EPA 5030B/8260	PGH	38	PASI-K
60218387034	**TB-10-201605**	EPA 5030B/8260	PGH	38	PASI-K
60218387035	**TB-11-201605**	EPA 5030B/8260	PGH	38	PASI-K
60218387036	**IW-79-201605**	EPA 5030B/8260	PGH	38	PASI-K
60218387037	**DUP-02-201605**	EPA 5030B/8260	PGH	38	PASI-K
60218387038	**TB-12-201605**	EPA 5030B/8260	PGH	38	PASI-K
60218387039	**TB-13-201605**	EPA 5030B/8260	PGH	38	PASI-K
60218387040	**MW-181-201605**	EPA 5030B/8260	PGH	38	PASI-K
60218387041	**MW-179-201605**	EPA 5030B/8260	PGH	38	PASI-K
60218387042	**VP-14-201605**	EPA 5030B/8260	PGH	38	PASI-K
60218387043	**DUP-09-201605**	EPA 5030B/8260	PGH	38	PASI-K
60218387044	**TB-14-201605**	EPA 5030B/8260	PGH	38	PASI-K

This report shall not be reproduced, except in full,
without the written consent of Pace Analytical Services, Inc..

Pace Analytical Services, Inc.
9608 Loiret Blvd.
Lenexa, KS 66219
(913)599-5665

PROJECT NARRATIVE

Project: FORT SMITH, AR
Pace Project No.: 60218387

Method: **EPA 8015 - Alcohol**
Description: Alcohol by Direct Inject GCFID
Client: Ramboll Environ_AR
Date: May 17, 2016

General Information:
26 samples were analyzed for EPA 8015 - Alcohol. All samples were received in acceptable condition with any exceptions noted below or on the chain-of custody and/or the sample condition upon receipt form (SCUR) attached at the end of this report.

Hold Time:
The samples were analyzed within the method required hold times with any exceptions noted below.

Initial Calibrations (including MS Tune as applicable):
All criteria were within method requirements with any exceptions noted below.

Continuing Calibration:
All criteria were within method requirements with any exceptions noted below.

Surrogates:
All surrogates were within QC limits with any exceptions noted below.

Method Blank:
All analytes were below the report limit in the method blank, where applicable, with any exceptions noted below.

Laboratory Control Spike:
All laboratory control spike compounds were within QC limits with any exceptions noted below.

Matrix Spikes:
All percent recoveries and relative percent differences (RPDs) were within acceptance criteria with any exceptions noted below.

Additional Comments:

This report shall not be reproduced, except in full,
without the written consent of Pace Analytical Services, Inc..

Pace Analytical Services, Inc.
9608 Loiret Blvd.
Lenexa, KS 66219
(913)599-5665

PROJECT NARRATIVE

Project: FORT SMITH, AR
Pace Project No.: 60218387

Method: **EPA 6010**
Description: 6010 MET ICP
Client: Ramboll Environ_AR
Date: May 17, 2016

General Information:
26 samples were analyzed for EPA 6010. All samples were received in acceptable condition with any exceptions noted below or on the chain-of custody and/or the sample condition upon receipt form (SCUR) attached at the end of this report.

Hold Time:
The samples were analyzed within the method required hold times with any exceptions noted below.

Sample Preparation:
The samples were prepared in accordance with EPA 3010 with any exceptions noted below.

Initial Calibrations (including MS Tune as applicable):
All criteria were within method requirements with any exceptions noted below.

Continuing Calibration:
All criteria were within method requirements with any exceptions noted below.

Method Blank:
All analytes were below the report limit in the method blank, where applicable, with any exceptions noted below.

QC Batch: MPRP/35784

B: Analyte was detected in the associated method blank.
- BLANK for HBN 429138 [MPRP/357 (Lab ID: 1752464)
  - Iron

Laboratory Control Spike:
All laboratory control spike compounds were within QC limits with any exceptions noted below.

Matrix Spikes:
All percent recoveries and relative percent differences (RPDs) were within acceptance criteria with any exceptions noted below.

Additional Comments:

This report shall not be reproduced, except in full,
without the written consent of Pace Analytical Services, Inc..

Pace Analytical Services, Inc.
9608 Loiret Blvd.
Lenexa, KS 66219
(913)599-5665

PROJECT NARRATIVE

Project: FORT SMITH, AR
Pace Project No.: 60218387

Method: **EPA 5030B/8260**
Description: 8260 MSV
Client: Ramboll Environ_AR
Date: May 17, 2016

General Information:
44 samples were analyzed for EPA 5030B/8260. All samples were received in acceptable condition with any exceptions noted below or on the chain-of custody and/or the sample condition upon receipt form (SCUR) attached at the end of this report.

Hold Time:
The samples were analyzed within the method required hold times with any exceptions noted below.

Initial Calibrations (including MS Tune as applicable):
All criteria were within method requirements with any exceptions noted below.

Continuing Calibration:
All criteria were within method requirements with any exceptions noted below.

Internal Standards:
All internal standards were within QC limits with any exceptions noted below.

Surrogates:
All surrogates were within QC limits with any exceptions noted below.

QC Batch: MSV/75679

S0: Surrogate recovery outside laboratory control limits.
- MW-24-201605 (Lab ID: 60218387023)
  - Toluene-d8 (S)

QC Batch: MSV/75721

S0: Surrogate recovery outside laboratory control limits.
- IW-76-201605 (Lab ID: 60218387016)
  - Toluene-d8 (S)

Method Blank:
All analytes were below the report limit in the method blank, where applicable, with any exceptions noted below.

QC Batch: MSV/75679

B: Analyte was detected in the associated method blank.
- BLANK for HBN 429656 [MSV/7567 (Lab ID: 1755407)
  - Chloroform

Laboratory Control Spike:
All laboratory control spike compounds were within QC limits with any exceptions noted below.

Matrix Spikes:
All percent recoveries and relative percent differences (RPDs) were within acceptance criteria with any exceptions noted below.

QC Batch: MSV/75619

A matrix spike/matrix spike duplicate was not performed due to insufficient sample volume.

This report shall not be reproduced, except in full,
without the written consent of Pace Analytical Services, Inc..

Pace Analytical Services, Inc.
9608 Loiret Blvd.
Lenexa, KS 66219
(913)599-5665

PROJECT NARRATIVE

Project: FORT SMITH, AR
Pace Project No.: 60218387

Method: **EPA 5030B/8260**
Description: 8260 MSV
Client: Ramboll Environ_AR
Date: May 17, 2016

QC Batch: MSV/75654

A matrix spike/matrix spike duplicate was not performed due to insufficient sample volume.

QC Batch: MSV/75668

A matrix spike/matrix spike duplicate was not performed due to insufficient sample volume.

QC Batch: MSV/75679

A matrix spike and/or matrix spike duplicate (MS/MSD) were performed on the following sample(s): 60218387020,60218387021

M1: Matrix spike recovery exceeded QC limits. Batch accepted based on laboratory control sample (LCS) recovery.

- MSD (Lab ID: 1755410)
  - Acetone

R1: RPD value was outside control limits.

- MSD (Lab ID: 1755410)
  - Acetone
- MSD (Lab ID: 1755412)
  - 1,1-Dichloroethane
  - Chloroform

QC Batch: MSV/75701

A matrix spike/matrix spike duplicate was not performed due to insufficient sample volume.

QC Batch: MSV/75721

A matrix spike and/or matrix spike duplicate (MS/MSD) were performed on the following sample(s): 60218544005

M1: Matrix spike recovery exceeded QC limits. Batch accepted based on laboratory control sample (LCS) recovery.

- MS (Lab ID: 1756183)
  - Styrene
- MSD (Lab ID: 1756184)
  - Styrene

QC Batch: MSV/75745

A matrix spike/matrix spike duplicate was not performed due to insufficient sample volume.

Additional Comments:

This report shall not be reproduced, except in full,
without the written consent of Pace Analytical Services, Inc..

Pace Analytical Services, Inc.
9608 Loiret Blvd.
Lenexa, KS 66219
(913)599-5665

PROJECT NARRATIVE

Project: FORT SMITH, AR
Pace Project No.: 60218387

Method: **SM 2320B**
Description: 2320B Alkalinity
Client: Ramboll Environ_AR
Date: May 17, 2016

General Information:
26 samples were analyzed for SM 2320B. All samples were received in acceptable condition with any exceptions noted below or on the chain-of custody and/or the sample condition upon receipt form (SCUR) attached at the end of this report.

Hold Time:
The samples were analyzed within the method required hold times with any exceptions noted below.

Method Blank:
All analytes were below the report limit in the method blank, where applicable, with any exceptions noted below.

Laboratory Control Spike:
All laboratory control spike compounds were within QC limits with any exceptions noted below.

Matrix Spikes:
All percent recoveries and relative percent differences (RPDs) were within acceptance criteria with any exceptions noted below.

Duplicate Sample:
All duplicate sample results were within method acceptance criteria with any exceptions noted below.

Additional Comments:

This report shall not be reproduced, except in full,
without the written consent of Pace Analytical Services, Inc..

Pace Analytical Services, Inc.
9608 Loiret Blvd.
Lenexa, KS 66219
(913)599-5665

PROJECT NARRATIVE

Project: FORT SMITH, AR
Pace Project No.: 60218387

Method: **SM 3500-Fe B#4**
Description: Iron, Ferric (Calculation)
Client: Ramboll Environ_AR
Date: May 17, 2016

General Information:
26 samples were analyzed for SM 3500-Fe B#4. All samples were received in acceptable condition with any exceptions noted below or on the chain-of custody and/or the sample condition upon receipt form (SCUR) attached at the end of this report.

Hold Time:
The samples were analyzed within the method required hold times with any exceptions noted below.

Method Blank:
All analytes were below the report limit in the method blank, where applicable, with any exceptions noted below.

Laboratory Control Spike:
All laboratory control spike compounds were within QC limits with any exceptions noted below.

Matrix Spikes:
All percent recoveries and relative percent differences (RPDs) were within acceptance criteria with any exceptions noted below.

Additional Comments:

Batch Comments:

Ferrous Fe performed in the field
- QC Batch: WET / 61823
- QC Batch: WET / 61824

This report shall not be reproduced, except in full,
without the written consent of Pace Analytical Services, Inc..

Pace Analytical Services, Inc.
9608 Loiret Blvd.
Lenexa, KS 66219
(913)599-5665

PROJECT NARRATIVE

Project: FORT SMITH, AR
Pace Project No.: 60218387

Method: **SM 4500-H+B**
Description: 4500H+ pH, Electrometric
Client: Ramboll Environ_AR
Date: May 17, 2016

General Information:
26 samples were analyzed for SM 4500-H+B. All samples were received in acceptable condition with any exceptions noted below or on the chain-of custody and/or the sample condition upon receipt form (SCUR) attached at the end of this report.

Hold Time:
The samples were analyzed within the method required hold times with any exceptions noted below.

H6: Analysis initiated outside of the 15 minute EPA required holding time.
- IW-73-201605 (Lab ID: 60218387005)
- IW-74-201605 (Lab ID: 60218387007)
- IW-76-201605 (Lab ID: 60218387016)
- IW-77-201605 (Lab ID: 60218387015)
- MW-182-201605 (Lab ID: 60218387027)
- MW-183-201605 (Lab ID: 60218387013)
- MW-185-201605 (Lab ID: 60218387017)
- MW-186-201605 (Lab ID: 60218387022)
- MW-187-201605 (Lab ID: 60218387008)
- MW-189-201605 (Lab ID: 60218387009)
- MW-190-201605 (Lab ID: 60218387024)
- MW-191-201605 (Lab ID: 60218387025)
- MW-192-201605 (Lab ID: 60218387026)
- MW-22-201605 (Lab ID: 60218387003)
- MW-24-201605 (Lab ID: 60218387023)
- MW-27-201605 (Lab ID: 60218387018)
- MW-28-201605 (Lab ID: 60218387021)
- MW-58R-201605 (Lab ID: 60218387012)
- MW-81-201605 (Lab ID: 60218387006)
- MW-82-201605 (Lab ID: 60218387014)
- MW-83-201605 (Lab ID: 60218387010)
- MW-88-201605 (Lab ID: 60218387002)
- MW-90-201605 (Lab ID: 60218387020)
- MW-91-201605 (Lab ID: 60218387019)
- MW-92-201605 (Lab ID: 60218387011)
- TMW-10-201605 (Lab ID: 60218387004)

Method Blank:
All analytes were below the report limit in the method blank, where applicable, with any exceptions noted below.

Laboratory Control Spike:
All laboratory control spike compounds were within QC limits with any exceptions noted below.

Matrix Spikes:
All percent recoveries and relative percent differences (RPDs) were within acceptance criteria with any exceptions noted below.

Additional Comments:

This report shall not be reproduced, except in full,
without the written consent of Pace Analytical Services, Inc..

Pace Analytical Services, Inc.
9608 Loiret Blvd.
Lenexa, KS 66219
(913)599-5665

PROJECT NARRATIVE

Project: FORT SMITH, AR
Pace Project No.: 60218387

Method: **SM 4500-H+B**
Description: 4500H+ pH, Electrometric
Client: Ramboll Environ_AR
Date: May 17, 2016

Batch Comments:

Field pH
- QC Batch: WET / 61835
- QC Batch: WET / 61836

This report shall not be reproduced, except in full,
without the written consent of Pace Analytical Services, Inc..

Pace Analytical Services, Inc.
9608 Loiret Blvd.
Lenexa, KS 66219
(913)599-5665

PROJECT NARRATIVE

Project: FORT SMITH, AR
Pace Project No.: 60218387

Method: **SM 4500-S-2 D**
Description: 4500S2D Sulfide, Total
Client: Ramboll Environ_AR
Date: May 17, 2016

General Information:
26 samples were analyzed for SM 4500-S-2 D. All samples were received in acceptable condition with any exceptions noted below or on the chain-of custody and/or the sample condition upon receipt form (SCUR) attached at the end of this report.

Hold Time:
The samples were analyzed within the method required hold times with any exceptions noted below.

Method Blank:
All analytes were below the report limit in the method blank, where applicable, with any exceptions noted below.

Laboratory Control Spike:
All laboratory control spike compounds were within QC limits with any exceptions noted below.

Matrix Spikes:
All percent recoveries and relative percent differences (RPDs) were within acceptance criteria with any exceptions noted below.

Duplicate Sample:
All duplicate sample results were within method acceptance criteria with any exceptions noted below.

Additional Comments:

This report shall not be reproduced, except in full,
without the written consent of Pace Analytical Services, Inc..

Pace Analytical Services, Inc.
9608 Loiret Blvd.
Lenexa, KS 66219
(913)599-5665

PROJECT NARRATIVE

Project: FORT SMITH, AR
Pace Project No.: 60218387

Method: **EPA 300.0**
Description: 300.0 IC Anions 28 Days
Client: Ramboll Environ_AR
Date: May 17, 2016

General Information:
26 samples were analyzed for EPA 300.0. All samples were received in acceptable condition with any exceptions noted below or on the chain-of custody and/or the sample condition upon receipt form (SCUR) attached at the end of this report.

Hold Time:
The samples were analyzed within the method required hold times with any exceptions noted below.

Initial Calibrations (including MS Tune as applicable):
All criteria were within method requirements with any exceptions noted below.

Continuing Calibration:
All criteria were within method requirements with any exceptions noted below.

Method Blank:
All analytes were below the report limit in the method blank, where applicable, with any exceptions noted below.

Laboratory Control Spike:
All laboratory control spike compounds were within QC limits with any exceptions noted below.

Matrix Spikes:
All percent recoveries and relative percent differences (RPDs) were within acceptance criteria with any exceptions noted below.

Additional Comments:

This report shall not be reproduced, except in full,
without the written consent of Pace Analytical Services, Inc..

Pace Analytical Services, Inc.
9608 Loiret Blvd.
Lenexa, KS 66219
(913)599-5665

PROJECT NARRATIVE

Project: FORT SMITH, AR
Pace Project No.: 60218387

Method: **EPA 350.1**
Description: 350.1 Ammonia
Client: Ramboll Environ_AR
Date: May 17, 2016

General Information:
26 samples were analyzed for EPA 350.1. All samples were received in acceptable condition with any exceptions noted below or on the chain-of custody and/or the sample condition upon receipt form (SCUR) attached at the end of this report.

Hold Time:
The samples were analyzed within the method required hold times with any exceptions noted below.

Initial Calibrations (including MS Tune as applicable):
All criteria were within method requirements with any exceptions noted below.

Continuing Calibration:
All criteria were within method requirements with any exceptions noted below.

Method Blank:
All analytes were below the report limit in the method blank, where applicable, with any exceptions noted below.

Laboratory Control Spike:
All laboratory control spike compounds were within QC limits with any exceptions noted below.

Matrix Spikes:
All percent recoveries and relative percent differences (RPDs) were within acceptance criteria with any exceptions noted below.

Duplicate Sample:
All duplicate sample results were within method acceptance criteria with any exceptions noted below.

Additional Comments:

This report shall not be reproduced, except in full,
without the written consent of Pace Analytical Services, Inc..

Pace Analytical Services, Inc.
9608 Loiret Blvd.
Lenexa, KS 66219
(913)599-5665

PROJECT NARRATIVE

Project: FORT SMITH, AR
Pace Project No.: 60218387

Method: **EPA 353.2**
Description: 353.2 Nitrogen, NO2/NO3 unpres
Client: Ramboll Environ_AR
Date: May 17, 2016

General Information:
26 samples were analyzed for EPA 353.2. All samples were received in acceptable condition with any exceptions noted below or on the chain-of custody and/or the sample condition upon receipt form (SCUR) attached at the end of this report.

Hold Time:
The samples were analyzed within the method required hold times with any exceptions noted below.

Initial Calibrations (including MS Tune as applicable):
All criteria were within method requirements with any exceptions noted below.

Continuing Calibration:
All criteria were within method requirements with any exceptions noted below.

Method Blank:
All analytes were below the report limit in the method blank, where applicable, with any exceptions noted below.

Laboratory Control Spike:
All laboratory control spike compounds were within QC limits with any exceptions noted below.

Matrix Spikes:
All percent recoveries and relative percent differences (RPDs) were within acceptance criteria with any exceptions noted below.

QC Batch: WETA/39320

A matrix spike and/or matrix spike duplicate (MS/MSD) were performed on the following sample(s): 60218387017,60218387021

M1: Matrix spike recovery exceeded QC limits. Batch accepted based on laboratory control sample (LCS) recovery.

- MS (Lab ID: 1752383)
  - Nitrogen, NO2 plus NO3

QC Batch: WETA/39325

A matrix spike and/or matrix spike duplicate (MS/MSD) were performed on the following sample(s): 60218402001

M1: Matrix spike recovery exceeded QC limits. Batch accepted based on laboratory control sample (LCS) recovery.

- MS (Lab ID: 1752805)
  - Nitrogen, Nitrite

Duplicate Sample:
All duplicate sample results were within method acceptance criteria with any exceptions noted below.

Additional Comments:

This report shall not be reproduced, except in full,
without the written consent of Pace Analytical Services, Inc..

Pace Analytical Services, Inc.
9608 Loiret Blvd.
Lenexa, KS 66219
(913)599-5665

PROJECT NARRATIVE

Project: FORT SMITH, AR
Pace Project No.: 60218387

Method: **SM 4500-CO2 D**
Description: Total Carbon Dioxide Calc
Client: Ramboll Environ_AR
Date: May 17, 2016

General Information:
26 samples were analyzed for SM 4500-CO2 D. All samples were received in acceptable condition with any exceptions noted below or on the chain-of custody and/or the sample condition upon receipt form (SCUR) attached at the end of this report.

Hold Time:
The samples were analyzed within the method required hold times with any exceptions noted below.

Initial Calibrations (including MS Tune as applicable):
All criteria were within method requirements with any exceptions noted below.

Continuing Calibration:
All criteria were within method requirements with any exceptions noted below.

Method Blank:
All analytes were below the report limit in the method blank, where applicable, with any exceptions noted below.

Laboratory Control Spike:
All laboratory control spike compounds were within QC limits with any exceptions noted below.

Matrix Spikes:
All percent recoveries and relative percent differences (RPDs) were within acceptance criteria with any exceptions noted below.

Additional Comments:

This report shall not be reproduced, except in full,
without the written consent of Pace Analytical Services, Inc..

Pace Analytical Services, Inc.
9608 Loiret Blvd.
Lenexa, KS 66219
(913)599-5665

PROJECT NARRATIVE

Project: FORT SMITH, AR
Pace Project No.: 60218387

Method: **SM 5310C**
Description: 5310C TOC
Client: Ramboll Environ_AR
Date: May 17, 2016

General Information:
26 samples were analyzed for SM 5310C. All samples were received in acceptable condition with any exceptions noted below or on the chain-of custody and/or the sample condition upon receipt form (SCUR) attached at the end of this report.

Hold Time:
The samples were analyzed within the method required hold times with any exceptions noted below.

Initial Calibrations (including MS Tune as applicable):
All criteria were within method requirements with any exceptions noted below.

Continuing Calibration:
All criteria were within method requirements with any exceptions noted below.

Method Blank:
All analytes were below the report limit in the method blank, where applicable, with any exceptions noted below.

QC Batch: WETA/39430

B: Analyte was detected in the associated method blank.

- BLANK for HBN 429938 [WETA/394 (Lab ID: 1756634)
  - Total Organic Carbon

QC Batch: WETA/39439

B: Analyte was detected in the associated method blank.

- BLANK for HBN 429986 [WETA/394 (Lab ID: 1756867)
  - Total Organic Carbon

Laboratory Control Spike:
All laboratory control spike compounds were within QC limits with any exceptions noted below.

Matrix Spikes:
All percent recoveries and relative percent differences (RPDs) were within acceptance criteria with any exceptions noted below.

Duplicate Sample:
All duplicate sample results were within method acceptance criteria with any exceptions noted below.

Additional Comments:

This report shall not be reproduced, except in full,
without the written consent of Pace Analytical Services, Inc..

Pace Analytical Services, Inc.
9608 Loiret Blvd.
Lenexa, KS 66219
(913)599-5665

PROJECT NARRATIVE

Project: FORT SMITH, AR
Pace Project No.: 60218387

Method: **SM 5310C**
Description: 5310C Dissolved Organic Carbon
Client: Ramboll Environ_AR
Date: May 17, 2016

General Information:
1 sample was analyzed for SM 5310C. All samples were received in acceptable condition with any exceptions noted below or on the chain-of custody and/or the sample condition upon receipt form (SCUR) attached at the end of this report.

Hold Time:
The samples were analyzed within the method required hold times with any exceptions noted below.

Initial Calibrations (including MS Tune as applicable):
All criteria were within method requirements with any exceptions noted below.

Continuing Calibration:
All criteria were within method requirements with any exceptions noted below.

Method Blank:
All analytes were below the report limit in the method blank, where applicable, with any exceptions noted below.

Laboratory Control Spike:
All laboratory control spike compounds were within QC limits with any exceptions noted below.

Matrix Spikes:
All percent recoveries and relative percent differences (RPDs) were within acceptance criteria with any exceptions noted below.

QC Batch: WETA/39438

A matrix spike and/or matrix spike duplicate (MS/MSD) were performed on the following sample(s): 60218387004

M1: Matrix spike recovery exceeded QC limits. Batch accepted based on laboratory control sample (LCS) recovery.

- MS (Lab ID: 1756860)
  - Dissolved Organic Carbon

Duplicate Sample:
All duplicate sample results were within method acceptance criteria with any exceptions noted below.

Additional Comments:

This report shall not be reproduced, except in full,
without the written consent of Pace Analytical Services, Inc..

Pace Analytical Services, Inc.
9608 Loiret Blvd.
Lenexa, KS 66219
(913)599-5665

PROJECT NARRATIVE

Project: FORT SMITH, AR
Pace Project No.: 60218387

Method: **SM 4500-P E**
Description: SM4500P-E, Total Phosphorus
Client: Ramboll Environ_AR
Date: May 17, 2016

General Information:
26 samples were analyzed for SM 4500-P E. All samples were received in acceptable condition with any exceptions noted below or on the chain-of custody and/or the sample condition upon receipt form (SCUR) attached at the end of this report.

Hold Time:
The samples were analyzed within the method required hold times with any exceptions noted below.

Sample Preparation:
The samples were prepared in accordance with SM4500-P B with any exceptions noted below.

Initial Calibrations (including MS Tune as applicable):
All criteria were within method requirements with any exceptions noted below.

Continuing Calibration:
All criteria were within method requirements with any exceptions noted below.

Method Blank:
All analytes were below the report limit in the method blank, where applicable, with any exceptions noted below.

Laboratory Control Spike:
All laboratory control spike compounds were within QC limits with any exceptions noted below.

Matrix Spikes:
All percent recoveries and relative percent differences (RPDs) were within acceptance criteria with any exceptions noted below.

Additional Comments:

This data package has been reviewed for quality and completeness and is approved for release.

This report shall not be reproduced, except in full,
without the written consent of Pace Analytical Services, Inc..

Pace Analytical Services, Inc.
9608 Loiret Blvd.
Lenexa, KS 66219
(913)599-5665

ANALYTICAL RESULTS

Project: FORT SMITH, AR
Pace Project No.: 60218387

Sample: IW-78-201605 **Lab ID: 60218387001** Collected: 05/03/16 10:00 Received: 05/05/16 05:06 Matrix: Water

Parameters	Results	Units	Report Limit	MDL	DF	Prepared	Analyzed	CAS No.	Qual
8260 MSV	Analytical Method: EPA 5030B/8260								
Acetone	**19.2**	ug/L	10.0	1.9	1		05/06/16 11:25	67-64-1	
Benzene	ND	ug/L	1.0	0.060	1		05/06/16 11:25	71-43-2	
Bromodichloromethane	ND	ug/L	1.0	0.19	1		05/06/16 11:25	75-27-4	
Bromoform	**0.86J**	ug/L	1.0	0.070	1		05/06/16 11:25	75-25-2	
Bromomethane	**2.2J**	ug/L	5.0	0.16	1		05/06/16 11:25	74-83-9	
2-Butanone (MEK)	ND	ug/L	10.0	0.59	1		05/06/16 11:25	78-93-3	
Carbon disulfide	ND	ug/L	5.0	0.12	1		05/06/16 11:25	75-15-0	
Carbon tetrachloride	ND	ug/L	1.0	0.18	1		05/06/16 11:25	56-23-5	
Chlorobenzene	ND	ug/L	1.0	0.21	1		05/06/16 11:25	108-90-7	
Chloroethane	ND	ug/L	1.0	0.15	1		05/06/16 11:25	75-00-3	
Chloroform	ND	ug/L	1.0	0.14	1		05/06/16 11:25	67-66-3	
Chloromethane	**1.4**	ug/L	1.0	0.080	1		05/06/16 11:25	74-87-3	
Dibromochloromethane	ND	ug/L	1.0	0.21	1		05/06/16 11:25	124-48-1	
1,1-Dichloroethane	ND	ug/L	1.0	0.050	1		05/06/16 11:25	75-34-3	
1,2-Dichloroethane	ND	ug/L	1.0	0.12	1		05/06/16 11:25	107-06-2	
1,1-Dichloroethene	ND	ug/L	1.0	0.20	1		05/06/16 11:25	75-35-4	
cis-1,2-Dichloroethene	ND	ug/L	1.0	0.080	1		05/06/16 11:25	156-59-2	
trans-1,2-Dichloroethene	ND	ug/L	1.0	0.20	1		05/06/16 11:25	156-60-5	
1,2-Dichloropropane	ND	ug/L	1.0	0.16	1		05/06/16 11:25	78-87-5	
cis-1,3-Dichloropropene	ND	ug/L	1.0	0.14	1		05/06/16 11:25	10061-01-5	
trans-1,3-Dichloropropene	ND	ug/L	1.0	0.12	1		05/06/16 11:25	10061-02-6	
Ethylbenzene	ND	ug/L	1.0	0.18	1		05/06/16 11:25	100-41-4	
2-Hexanone	ND	ug/L	10.0	1.2	1		05/06/16 11:25	591-78-6	
Methylene chloride	ND	ug/L	1.0	0.15	1		05/06/16 11:25	75-09-2	
4-Methyl-2-pentanone (MIBK)	ND	ug/L	10.0	0.42	1		05/06/16 11:25	108-10-1	
Styrene	ND	ug/L	1.0	0.12	1		05/06/16 11:25	100-42-5	
1,1,2,2-Tetrachloroethane	ND	ug/L	1.0	0.15	1		05/06/16 11:25	79-34-5	
Tetrachloroethene	ND	ug/L	1.0	0.10	1		05/06/16 11:25	127-18-4	
Toluene	ND	ug/L	1.0	0.17	1		05/06/16 11:25	108-88-3	
1,1,1-Trichloroethane	ND	ug/L	1.0	0.11	1		05/06/16 11:25	71-55-6	
1,1,2-Trichloroethane	ND	ug/L	1.0	0.20	1		05/06/16 11:25	79-00-5	
Trichloroethene	**1.3**	ug/L	1.0	0.17	1		05/06/16 11:25	79-01-6	
Vinyl chloride	ND	ug/L	1.0	0.13	1		05/06/16 11:25	75-01-4	
Xylene (Total)	ND	ug/L	3.0	0.42	1		05/06/16 11:25	1330-20-7	
Surrogates									
4-Bromofluorobenzene (S)	99	%	77-130		1		05/06/16 11:25	460-00-4	
1,2-Dichloroethane-d4 (S)	102	%	81-127		1		05/06/16 11:25	17060-07-0	
Toluene-d8 (S)	96	%	80-120		1		05/06/16 11:25	2037-26-5	
Preservation pH	**3.0**		0.10	0.10	1		05/06/16 11:25		

REPORT OF LABORATORY ANALYSIS

This report shall not be reproduced, except in full,
without the written consent of Pace Analytical Services, Inc..

Pace Analytical Services, Inc.
9608 Loiret Blvd.
Lenexa, KS 66219
(913)599-5665

ANALYTICAL RESULTS

Project: FORT SMITH, AR
Pace Project No.: 60218387

Sample: MW-88-201605 **Lab ID: 60218387002** Collected: 05/04/16 14:25 Received: 05/05/16 05:06 Matrix: Water

Parameters	Results	Units	Report Limit	MDL	DF	Prepared	Analyzed	CAS No.	Qual
Alcohol by Direct Inject GCFID	Analytical Method: EPA 8015 - Alcohol								
2-Chloroethanol	ND	ug/L	10000	1510	1		05/10/16 20:50	107-07-3	
6010 MET ICP	Analytical Method: EPA 6010 Preparation Method: EPA 3010								
Iron	**485**	ug/L	50.0	8.8	1	05/05/16 15:40	05/06/16 12:41	7439-89-6	
Manganese	**375**	ug/L	5.0	0.25	1	05/05/16 15:40	05/06/16 12:41	7439-96-5	
8260 MSV	Analytical Method: EPA 5030B/8260								
Acetone	ND	ug/L	10.0	1.9	1		05/10/16 08:59	67-64-1	
Benzene	ND	ug/L	1.0	0.060	1		05/10/16 08:59	71-43-2	
Bromodichloromethane	ND	ug/L	1.0	0.19	1		05/10/16 08:59	75-27-4	
Bromoform	ND	ug/L	1.0	0.070	1		05/10/16 08:59	75-25-2	
Bromomethane	ND	ug/L	5.0	0.16	1		05/10/16 08:59	74-83-9	
2-Butanone (MEK)	ND	ug/L	10.0	0.59	1		05/10/16 08:59	78-93-3	
Carbon disulfide	ND	ug/L	5.0	0.12	1		05/10/16 08:59	75-15-0	
Carbon tetrachloride	ND	ug/L	1.0	0.18	1		05/10/16 08:59	56-23-5	
Chlorobenzene	ND	ug/L	1.0	0.21	1		05/10/16 08:59	108-90-7	
Chloroethane	ND	ug/L	1.0	0.15	1		05/10/16 08:59	75-00-3	
Chloroform	ND	ug/L	1.0	0.14	1		05/10/16 08:59	67-66-3	
Chloromethane	ND	ug/L	1.0	0.080	1		05/10/16 08:59	74-87-3	
Dibromochloromethane	ND	ug/L	1.0	0.21	1		05/10/16 08:59	124-48-1	
1,1-Dichloroethane	ND	ug/L	1.0	0.050	1		05/10/16 08:59	75-34-3	
1,2-Dichloroethane	ND	ug/L	1.0	0.12	1		05/10/16 08:59	107-06-2	
1,1-Dichloroethene	ND	ug/L	1.0	0.20	1		05/10/16 08:59	75-35-4	
cis-1,2-Dichloroethene	ND	ug/L	1.0	0.080	1		05/10/16 08:59	156-59-2	
trans-1,2-Dichloroethene	ND	ug/L	1.0	0.20	1		05/10/16 08:59	156-60-5	
1,2-Dichloropropane	ND	ug/L	1.0	0.16	1		05/10/16 08:59	78-87-5	
cis-1,3-Dichloropropene	ND	ug/L	1.0	0.14	1		05/10/16 08:59	10061-01-5	
trans-1,3-Dichloropropene	ND	ug/L	1.0	0.12	1		05/10/16 08:59	10061-02-6	
Ethylbenzene	ND	ug/L	1.0	0.18	1		05/10/16 08:59	100-41-4	
2-Hexanone	ND	ug/L	10.0	1.2	1		05/10/16 08:59	591-78-6	
Methylene chloride	ND	ug/L	1.0	0.15	1		05/10/16 08:59	75-09-2	
4-Methyl-2-pentanone (MIBK)	ND	ug/L	10.0	0.42	1		05/10/16 08:59	108-10-1	
Styrene	ND	ug/L	1.0	0.12	1		05/10/16 08:59	100-42-5	
1,1,2,2-Tetrachloroethane	ND	ug/L	1.0	0.15	1		05/10/16 08:59	79-34-5	
Tetrachloroethene	ND	ug/L	1.0	0.10	1		05/10/16 08:59	127-18-4	
Toluene	ND	ug/L	1.0	0.17	1		05/10/16 08:59	108-88-3	
1,1,1-Trichloroethane	ND	ug/L	1.0	0.11	1		05/10/16 08:59	71-55-6	
1,1,2-Trichloroethane	ND	ug/L	1.0	0.20	1		05/10/16 08:59	79-00-5	
Trichloroethene	**0.25J**	ug/L	1.0	0.17	1		05/10/16 08:59	79-01-6	
Vinyl chloride	ND	ug/L	1.0	0.13	1		05/10/16 08:59	75-01-4	
Xylene (Total)	ND	ug/L	3.0	0.42	1		05/10/16 08:59	1330-20-7	
Surrogates									
4-Bromofluorobenzene (S)	100	%	77-130		1		05/10/16 08:59	460-00-4	
1,2-Dichloroethane-d4 (S)	102	%	81-127		1		05/10/16 08:59	17060-07-0	
Toluene-d8 (S)	98	%	80-120		1		05/10/16 08:59	2037-26-5	
Preservation pH	**1.0**		0.10	0.10	1		05/10/16 08:59		

REPORT OF LABORATORY ANALYSIS

This report shall not be reproduced, except in full,
without the written consent of Pace Analytical Services, Inc..

Pace Analytical Services, Inc.
9608 Loiret Blvd.
Lenexa, KS 66219
(913)599-5665

ANALYTICAL RESULTS

Project: FORT SMITH, AR
Pace Project No.: 60218387

Sample: MW-88-201605 **Lab ID: 60218387002** Collected: 05/04/16 14:25 Received: 05/05/16 05:06 Matrix: Water

Parameters	Results	Units	Report Limit	MDL	DF	Prepared	Analyzed	CAS No.	Qual
2320B Alkalinity	Analytical Method: SM 2320B								
Alkalinity,Bicarbonate (CaCO3)	**92.9**	mg/L	20.0	2.0	1		05/13/16 16:23		
Alkalinity, Carbonate (CaCO3)	ND	mg/L	20.0	2.0	1		05/13/16 16:23		
Alkalinity, Total as CaCO3	**92.9**	mg/L	20.0	2.0	1		05/13/16 16:23		
Iron, Ferric (Calculation)	Analytical Method: SM 3500-Fe B#4								
Iron, Ferric	**0.48**	mg/L	0.20		1		05/17/16 00:00	7439-89-6	
4500H+ pH, Electrometric	Analytical Method: SM 4500-H+B								
pH at 25 Degrees C	**6.0**	Std. Units	0.10	0.10	1		05/17/16 00:00		H6
4500S2D Sulfide, Total	Analytical Method: SM 4500-S-2 D								
Sulfide, Total	ND	mg/L	0.050	0.012	1		05/11/16 11:00	18496-25-8	
300.0 IC Anions 28 Days	Analytical Method: EPA 300.0								
Chloride	**40.2**	mg/L	5.0	2.5	5		05/10/16 13:02	16887-00-6	
Sulfate	**3.6**	mg/L	1.0	0.25	1		05/10/16 12:46	14808-79-8	
350.1 Ammonia	Analytical Method: EPA 350.1								
Nitrogen, Ammonia	ND	mg/L	0.10	0.046	1		05/09/16 18:41	7664-41-7	
353.2 Nitrogen, NO2/NO3 unpres	Analytical Method: EPA 353.2								
Nitrogen, Nitrate	ND	mg/L	0.10	0.012	1		05/05/16 12:17		
Nitrogen, Nitrite	ND	mg/L	0.10	0.010	1		05/05/16 12:17		
Nitrogen, NO2 plus NO3	ND	mg/L	0.10	0.012	1		05/05/16 12:17		
Total Carbon Dioxide Calc	Analytical Method: SM 4500-CO2 D								
Carbon Dioxide Calculation	**263**	mg/L	20.0	20.0	1		05/17/16 00:00		
5310C TOC	Analytical Method: SM 5310C								
Total Organic Carbon	**0.94J**	mg/L	1.0	0.054	1		05/11/16 12:08	7440-44-0	
SM4500P-E, Total Phosphorus	Analytical Method: SM 4500-P E Preparation Method: SM4500-P B								
Phosphate as P04	**0.066**	mg/L	0.030	0.010	1	05/13/16 07:15	05/13/16 12:53		

REPORT OF LABORATORY ANALYSIS

This report shall not be reproduced, except in full,
without the written consent of Pace Analytical Services, Inc..

Pace Analytical Services, Inc.
9608 Loiret Blvd.
Lenexa, KS 66219
(913)599-5665

ANALYTICAL RESULTS

Project: FORT SMITH, AR
Pace Project No.: 60218387

Sample: MW-22-201605 **Lab ID: 60218387003** Collected: 05/04/16 12:45 Received: 05/05/16 05:06 Matrix: Water

Parameters	Results	Units	Report Limit	MDL	DF	Prepared	Analyzed	CAS No.	Qual
Alcohol by Direct Inject GCFID	Analytical Method: EPA 8015 - Alcohol								
2-Chloroethanol	ND	ug/L	10000	1510	1		05/10/16 21:01	107-07-3	
6010 MET ICP	Analytical Method: EPA 6010 Preparation Method: EPA 3010								
Iron	**18.0J**	ug/L	50.0	8.8	1	05/05/16 15:40	05/06/16 12:43	7439-89-6	B
Manganese	**95.4**	ug/L	5.0	0.25	1	05/05/16 15:40	05/06/16 12:43	7439-96-5	
8260 MSV	Analytical Method: EPA 5030B/8260								
Acetone	ND	ug/L	10.0	1.9	1		05/10/16 09:14	67-64-1	
Benzene	ND	ug/L	1.0	0.060	1		05/10/16 09:14	71-43-2	
Bromodichloromethane	ND	ug/L	1.0	0.19	1		05/10/16 09:14	75-27-4	
Bromoform	ND	ug/L	1.0	0.070	1		05/10/16 09:14	75-25-2	
Bromomethane	ND	ug/L	5.0	0.16	1		05/10/16 09:14	74-83-9	
2-Butanone (MEK)	ND	ug/L	10.0	0.59	1		05/10/16 09:14	78-93-3	
Carbon disulfide	ND	ug/L	5.0	0.12	1		05/10/16 09:14	75-15-0	
Carbon tetrachloride	ND	ug/L	1.0	0.18	1		05/10/16 09:14	56-23-5	
Chlorobenzene	ND	ug/L	1.0	0.21	1		05/10/16 09:14	108-90-7	
Chloroethane	ND	ug/L	1.0	0.15	1		05/10/16 09:14	75-00-3	
Chloroform	ND	ug/L	1.0	0.14	1		05/10/16 09:14	67-66-3	
Chloromethane	ND	ug/L	1.0	0.080	1		05/10/16 09:14	74-87-3	
Dibromochloromethane	ND	ug/L	1.0	0.21	1		05/10/16 09:14	124-48-1	
1,1-Dichloroethane	ND	ug/L	1.0	0.050	1		05/10/16 09:14	75-34-3	
1,2-Dichloroethane	ND	ug/L	1.0	0.12	1		05/10/16 09:14	107-06-2	
1,1-Dichloroethene	ND	ug/L	1.0	0.20	1		05/10/16 09:14	75-35-4	
cis-1,2-Dichloroethene	ND	ug/L	1.0	0.080	1		05/10/16 09:14	156-59-2	
trans-1,2-Dichloroethene	ND	ug/L	1.0	0.20	1		05/10/16 09:14	156-60-5	
1,2-Dichloropropane	ND	ug/L	1.0	0.16	1		05/10/16 09:14	78-87-5	
cis-1,3-Dichloropropene	ND	ug/L	1.0	0.14	1		05/10/16 09:14	10061-01-5	
trans-1,3-Dichloropropene	ND	ug/L	1.0	0.12	1		05/10/16 09:14	10061-02-6	
Ethylbenzene	ND	ug/L	1.0	0.18	1		05/10/16 09:14	100-41-4	
2-Hexanone	ND	ug/L	10.0	1.2	1		05/10/16 09:14	591-78-6	
Methylene chloride	ND	ug/L	1.0	0.15	1		05/10/16 09:14	75-09-2	
4-Methyl-2-pentanone (MIBK)	ND	ug/L	10.0	0.42	1		05/10/16 09:14	108-10-1	
Styrene	ND	ug/L	1.0	0.12	1		05/10/16 09:14	100-42-5	
1,1,2,2-Tetrachloroethane	ND	ug/L	1.0	0.15	1		05/10/16 09:14	79-34-5	
Tetrachloroethene	ND	ug/L	1.0	0.10	1		05/10/16 09:14	127-18-4	
Toluene	ND	ug/L	1.0	0.17	1		05/10/16 09:14	108-88-3	
1,1,1-Trichloroethane	ND	ug/L	1.0	0.11	1		05/10/16 09:14	71-55-6	
1,1,2-Trichloroethane	ND	ug/L	1.0	0.20	1		05/10/16 09:14	79-00-5	
Trichloroethene	ND	ug/L	1.0	0.17	1		05/10/16 09:14	79-01-6	
Vinyl chloride	ND	ug/L	1.0	0.13	1		05/10/16 09:14	75-01-4	
Xylene (Total)	ND	ug/L	3.0	0.42	1		05/10/16 09:14	1330-20-7	
Surrogates									
4-Bromofluorobenzene (S)	103	%	77-130		1		05/10/16 09:14	460-00-4	
1,2-Dichloroethane-d4 (S)	106	%	81-127		1		05/10/16 09:14	17060-07-0	
Toluene-d8 (S)	97	%	80-120		1		05/10/16 09:14	2037-26-5	
Preservation pH	**1.0**		0.10	0.10	1		05/10/16 09:14		

REPORT OF LABORATORY ANALYSIS

This report shall not be reproduced, except in full,
without the written consent of Pace Analytical Services, Inc..

Pace Analytical Services, Inc.
9608 Loiret Blvd.
Lenexa, KS 66219
(913)599-5665

ANALYTICAL RESULTS

Project: FORT SMITH, AR
Pace Project No.: 60218387

Sample: MW-22-201605 **Lab ID: 60218387003** Collected: 05/04/16 12:45 Received: 05/05/16 05:06 Matrix: Water

Parameters	Results	Units	Report Limit	MDL	DF	Prepared	Analyzed	CAS No.	Qual
2320B Alkalinity	Analytical Method: SM 2320B								
Alkalinity,Bicarbonate (CaCO3)	**43.7**	mg/L	20.0	2.0	1		05/13/16 16:23		
Alkalinity, Carbonate (CaCO3)	ND	mg/L	20.0	2.0	1		05/13/16 16:23		
Alkalinity, Total as CaCO3	**43.7**	mg/L	20.0	2.0	1		05/13/16 16:23		
Iron, Ferric (Calculation)	Analytical Method: SM 3500-Fe B#4								
Iron, Ferric	ND	mg/L	0.20		1		05/17/16 00:00	7439-89-6	
4500H+ pH, Electrometric	Analytical Method: SM 4500-H+B								
pH at 25 Degrees C	**5.6**	Std. Units	0.10	0.10	1		05/17/16 00:00		H6
4500S2D Sulfide, Total	Analytical Method: SM 4500-S-2 D								
Sulfide, Total	ND	mg/L	0.050	0.012	1		05/11/16 11:02	18496-25-8	
300.0 IC Anions 28 Days	Analytical Method: EPA 300.0								
Chloride	**11.8**	mg/L	1.0	0.50	1		05/10/16 13:18	16887-00-6	
Sulfate	**11.6**	mg/L	1.0	0.25	1		05/10/16 13:18	14808-79-8	
350.1 Ammonia	Analytical Method: EPA 350.1								
Nitrogen, Ammonia	ND	mg/L	0.10	0.046	1		05/09/16 18:43	7664-41-7	
353.2 Nitrogen, NO2/NO3 unpres	Analytical Method: EPA 353.2								
Nitrogen, Nitrate	ND	mg/L	0.10	0.012	1		05/05/16 12:08		
Nitrogen, Nitrite	ND	mg/L	0.10	0.010	1		05/05/16 12:08		
Nitrogen, NO2 plus NO3	ND	mg/L	0.10	0.012	1		05/05/16 12:08		
Total Carbon Dioxide Calc	Analytical Method: SM 4500-CO2 D								
Carbon Dioxide Calculation	**243**	mg/L	20.0	20.0	1		05/17/16 00:00		
5310C TOC	Analytical Method: SM 5310C								
Total Organic Carbon	**0.53J**	mg/L	1.0	0.054	1		05/11/16 12:20	7440-44-0	
SM4500P-E, Total Phosphorus	Analytical Method: SM 4500-P E Preparation Method: SM4500-P B								
Phosphate as P04	**0.043**	mg/L	0.030	0.010	1	05/13/16 07:15	05/13/16 12:53		

REPORT OF LABORATORY ANALYSIS

This report shall not be reproduced, except in full,
without the written consent of Pace Analytical Services, Inc..

Pace Analytical Services, Inc.
9608 Loiret Blvd.
Lenexa, KS 66219
(913)599-5665

ANALYTICAL RESULTS

Project: FORT SMITH, AR
Pace Project No.: 60218387

Sample: TMW-10-201605 **Lab ID: 60218387004** Collected: 05/04/16 10:10 Received: 05/05/16 05:06 Matrix: Water

Parameters	Results	Units	Report Limit	MDL	DF	Prepared	Analyzed	CAS No.	Qual
Alcohol by Direct Inject GCFID	Analytical Method: EPA 8015 - Alcohol								
2-Chloroethanol	ND	ug/L	10000	1510	1		05/10/16 21:12	107-07-3	
6010 MET ICP	Analytical Method: EPA 6010 Preparation Method: EPA 3010								
Iron	**2160**	ug/L	50.0	8.8	1	05/05/16 15:40	05/06/16 12:45	7439-89-6	
Manganese	**20.6**	ug/L	5.0	0.25	1	05/05/16 15:40	05/06/16 12:45	7439-96-5	
8260 MSV	Analytical Method: EPA 5030B/8260								
Acetone	ND	ug/L	10.0	1.9	1		05/10/16 12:50	67-64-1	
Benzene	ND	ug/L	1.0	0.060	1		05/10/16 12:50	71-43-2	
Bromodichloromethane	ND	ug/L	1.0	0.19	1		05/10/16 12:50	75-27-4	
Bromoform	ND	ug/L	1.0	0.070	1		05/10/16 12:50	75-25-2	
Bromomethane	ND	ug/L	5.0	0.16	1		05/10/16 12:50	74-83-9	
2-Butanone (MEK)	ND	ug/L	10.0	0.59	1		05/10/16 12:50	78-93-3	
Carbon disulfide	ND	ug/L	5.0	0.12	1		05/10/16 12:50	75-15-0	
Carbon tetrachloride	ND	ug/L	1.0	0.18	1		05/10/16 12:50	56-23-5	
Chlorobenzene	ND	ug/L	1.0	0.21	1		05/10/16 12:50	108-90-7	
Chloroethane	ND	ug/L	1.0	0.15	1		05/10/16 12:50	75-00-3	
Chloroform	ND	ug/L	1.0	0.14	1		05/10/16 12:50	67-66-3	
Chloromethane	ND	ug/L	1.0	0.080	1		05/10/16 12:50	74-87-3	
Dibromochloromethane	ND	ug/L	1.0	0.21	1		05/10/16 12:50	124-48-1	
1,1-Dichloroethane	ND	ug/L	1.0	0.050	1		05/10/16 12:50	75-34-3	
1,2-Dichloroethane	ND	ug/L	1.0	0.12	1		05/10/16 12:50	107-06-2	
1,1-Dichloroethene	**0.23J**	ug/L	1.0	0.20	1		05/10/16 12:50	75-35-4	
cis-1,2-Dichloroethene	**12.9**	ug/L	1.0	0.080	1		05/10/16 12:50	156-59-2	
trans-1,2-Dichloroethene	ND	ug/L	1.0	0.20	1		05/10/16 12:50	156-60-5	
1,2-Dichloropropane	ND	ug/L	1.0	0.16	1		05/10/16 12:50	78-87-5	
cis-1,3-Dichloropropene	ND	ug/L	1.0	0.14	1		05/10/16 12:50	10061-01-5	
trans-1,3-Dichloropropene	ND	ug/L	1.0	0.12	1		05/10/16 12:50	10061-02-6	
Ethylbenzene	ND	ug/L	1.0	0.18	1		05/10/16 12:50	100-41-4	
2-Hexanone	ND	ug/L	10.0	1.2	1		05/10/16 12:50	591-78-6	
Methylene chloride	ND	ug/L	1.0	0.15	1		05/10/16 12:50	75-09-2	
4-Methyl-2-pentanone (MIBK)	ND	ug/L	10.0	0.42	1		05/10/16 12:50	108-10-1	
Styrene	ND	ug/L	1.0	0.12	1		05/10/16 12:50	100-42-5	
1,1,2,2-Tetrachloroethane	ND	ug/L	1.0	0.15	1		05/10/16 12:50	79-34-5	
Tetrachloroethene	ND	ug/L	1.0	0.10	1		05/10/16 12:50	127-18-4	
Toluene	ND	ug/L	1.0	0.17	1		05/10/16 12:50	108-88-3	
1,1,1-Trichloroethane	ND	ug/L	1.0	0.11	1		05/10/16 12:50	71-55-6	
1,1,2-Trichloroethane	ND	ug/L	1.0	0.20	1		05/10/16 12:50	79-00-5	
Trichloroethene	**123**	ug/L	1.0	0.17	1		05/10/16 12:50	79-01-6	
Vinyl chloride	ND	ug/L	1.0	0.13	1		05/10/16 12:50	75-01-4	
Xylene (Total)	ND	ug/L	3.0	0.42	1		05/10/16 12:50	1330-20-7	
Surrogates									
4-Bromofluorobenzene (S)	100	%	77-130		1		05/10/16 12:50	460-00-4	
1,2-Dichloroethane-d4 (S)	99	%	81-127		1		05/10/16 12:50	17060-07-0	
Toluene-d8 (S)	98	%	80-120		1		05/10/16 12:50	2037-26-5	
Preservation pH	**1.0**		0.10	0.10	1		05/10/16 12:50		

REPORT OF LABORATORY ANALYSIS

This report shall not be reproduced, except in full,
without the written consent of Pace Analytical Services, Inc..

Pace Analytical Services, Inc.
9608 Loiret Blvd.
Lenexa, KS 66219
(913)599-5665

ANALYTICAL RESULTS

Project: FORT SMITH, AR
Pace Project No.: 60218387

Sample: TMW-10-201605 **Lab ID: 60218387004** Collected: 05/04/16 10:10 Received: 05/05/16 05:06 Matrix: Water

Parameters	Results	Units	Report Limit	MDL	DF	Prepared	Analyzed	CAS No.	Qual
2320B Alkalinity	Analytical Method: SM 2320B								
Alkalinity,Bicarbonate (CaCO3)	**171**	mg/L	20.0	2.0	1		05/13/16 16:23		
Alkalinity, Carbonate (CaCO3)	ND	mg/L	20.0	2.0	1		05/13/16 16:23		
Alkalinity, Total as CaCO3	**171**	mg/L	20.0	2.0	1		05/13/16 16:23		
Iron, Ferric (Calculation)	Analytical Method: SM 3500-Fe B#4								
Iron, Ferric	**2.0**	mg/L	0.20		1		05/17/16 00:00	7439-89-6	
4500H+ pH, Electrometric	Analytical Method: SM 4500-H+B								
pH at 25 Degrees C	**6.4**	Std. Units	0.10	0.10	1		05/17/16 00:00		H6
4500S2D Sulfide, Total	Analytical Method: SM 4500-S-2 D								
Sulfide, Total	ND	mg/L	0.050	0.012	1		05/11/16 11:03	18496-25-8	
300.0 IC Anions 28 Days	Analytical Method: EPA 300.0								
Chloride	**154**	mg/L	20.0	10.0	20		05/10/16 15:09	16887-00-6	
Sulfate	**2.3**	mg/L	1.0	0.25	1		05/10/16 13:34	14808-79-8	
350.1 Ammonia	Analytical Method: EPA 350.1								
Nitrogen, Ammonia	ND	mg/L	0.10	0.046	1		05/09/16 18:45	7664-41-7	
353.2 Nitrogen, NO2/NO3 unpres	Analytical Method: EPA 353.2								
Nitrogen, Nitrate	**0.14**	mg/L	0.10	0.012	1		05/05/16 12:01		
Nitrogen, Nitrite	ND	mg/L	0.10	0.010	1		05/05/16 12:01		
Nitrogen, NO2 plus NO3	**0.14**	mg/L	0.10	0.012	1		05/05/16 12:01		
Total Carbon Dioxide Calc	Analytical Method: SM 4500-CO2 D								
Carbon Dioxide Calculation	**287**	mg/L	20.0	20.0	1		05/17/16 00:00		
5310C TOC	Analytical Method: SM 5310C								
Total Organic Carbon	**0.51J**	mg/L	1.0	0.054	1		05/11/16 12:33	7440-44-0	
5310C Dissolved Organic Carbon	Analytical Method: SM 5310C								
Dissolved Organic Carbon	**0.57J**	mg/L	1.0	0.054	1		05/12/16 11:42	7440-44-0	M1
SM4500P-E, Total Phosphorus	Analytical Method: SM 4500-P E Preparation Method: SM4500-P B								
Phosphate as P04	**0.21**	mg/L	0.030	0.010	1	05/13/16 07:15	05/13/16 12:54		

REPORT OF LABORATORY ANALYSIS

This report shall not be reproduced, except in full,
without the written consent of Pace Analytical Services, Inc..

Pace Analytical Services, Inc.
9608 Loiret Blvd.
Lenexa, KS 66219
(913)599-5665

ANALYTICAL RESULTS

Project: FORT SMITH, AR
Pace Project No.: 60218387

Sample: IW-73-201605 **Lab ID: 60218387005** Collected: 05/04/16 13:25 Received: 05/05/16 05:06 Matrix: Water

Parameters	Results	Units	Report Limit	MDL	DF	Prepared	Analyzed	CAS No.	Qual
Alcohol by Direct Inject GCFID	Analytical Method: EPA 8015 - Alcohol								
2-Chloroethanol	ND	ug/L	10000	1510	1		05/10/16 21:23	107-07-3	
6010 MET ICP	Analytical Method: EPA 6010 Preparation Method: EPA 3010								
Iron	**2520**	ug/L	50.0	8.8	1	05/05/16 15:40	05/06/16 12:48	7439-89-6	
Manganese	**3160**	ug/L	5.0	0.25	1	05/05/16 15:40	05/06/16 12:48	7439-96-5	
8260 MSV	Analytical Method: EPA 5030B/8260								
Acetone	ND	ug/L	10.0	1.9	1		05/10/16 13:05	67-64-1	
Benzene	ND	ug/L	1.0	0.060	1		05/10/16 13:05	71-43-2	
Bromodichloromethane	ND	ug/L	1.0	0.19	1		05/10/16 13:05	75-27-4	
Bromoform	ND	ug/L	1.0	0.070	1		05/10/16 13:05	75-25-2	
Bromomethane	ND	ug/L	5.0	0.16	1		05/10/16 13:05	74-83-9	
2-Butanone (MEK)	ND	ug/L	10.0	0.59	1		05/10/16 13:05	78-93-3	
Carbon disulfide	ND	ug/L	5.0	0.12	1		05/10/16 13:05	75-15-0	
Carbon tetrachloride	ND	ug/L	1.0	0.18	1		05/10/16 13:05	56-23-5	
Chlorobenzene	ND	ug/L	1.0	0.21	1		05/10/16 13:05	108-90-7	
Chloroethane	ND	ug/L	1.0	0.15	1		05/10/16 13:05	75-00-3	
Chloroform	**0.15J**	ug/L	1.0	0.14	1		05/10/16 13:05	67-66-3	
Chloromethane	ND	ug/L	1.0	0.080	1		05/10/16 13:05	74-87-3	
Dibromochloromethane	ND	ug/L	1.0	0.21	1		05/10/16 13:05	124-48-1	
1,1-Dichloroethane	ND	ug/L	1.0	0.050	1		05/10/16 13:05	75-34-3	
1,2-Dichloroethane	ND	ug/L	1.0	0.12	1		05/10/16 13:05	107-06-2	
1,1-Dichloroethene	**0.87J**	ug/L	1.0	0.20	1		05/10/16 13:05	75-35-4	
cis-1,2-Dichloroethene	**4.9**	ug/L	1.0	0.080	1		05/10/16 13:05	156-59-2	
trans-1,2-Dichloroethene	ND	ug/L	1.0	0.20	1		05/10/16 13:05	156-60-5	
1,2-Dichloropropane	ND	ug/L	1.0	0.16	1		05/10/16 13:05	78-87-5	
cis-1,3-Dichloropropene	ND	ug/L	1.0	0.14	1		05/10/16 13:05	10061-01-5	
trans-1,3-Dichloropropene	ND	ug/L	1.0	0.12	1		05/10/16 13:05	10061-02-6	
Ethylbenzene	ND	ug/L	1.0	0.18	1		05/10/16 13:05	100-41-4	
2-Hexanone	ND	ug/L	10.0	1.2	1		05/10/16 13:05	591-78-6	
Methylene chloride	ND	ug/L	1.0	0.15	1		05/10/16 13:05	75-09-2	
4-Methyl-2-pentanone (MIBK)	ND	ug/L	10.0	0.42	1		05/10/16 13:05	108-10-1	
Styrene	ND	ug/L	1.0	0.12	1		05/10/16 13:05	100-42-5	
1,1,2,2-Tetrachloroethane	ND	ug/L	1.0	0.15	1		05/10/16 13:05	79-34-5	
Tetrachloroethene	ND	ug/L	1.0	0.10	1		05/10/16 13:05	127-18-4	
Toluene	ND	ug/L	1.0	0.17	1		05/10/16 13:05	108-88-3	
1,1,1-Trichloroethane	ND	ug/L	1.0	0.11	1		05/10/16 13:05	71-55-6	
1,1,2-Trichloroethane	ND	ug/L	1.0	0.20	1		05/10/16 13:05	79-00-5	
Trichloroethene	**125**	ug/L	1.0	0.17	1		05/10/16 13:05	79-01-6	
Vinyl chloride	**0.35J**	ug/L	1.0	0.13	1		05/10/16 13:05	75-01-4	
Xylene (Total)	ND	ug/L	3.0	0.42	1		05/10/16 13:05	1330-20-7	
Surrogates									
4-Bromofluorobenzene (S)	101	%	77-130		1		05/10/16 13:05	460-00-4	
1,2-Dichloroethane-d4 (S)	104	%	81-127		1		05/10/16 13:05	17060-07-0	
Toluene-d8 (S)	96	%	80-120		1		05/10/16 13:05	2037-26-5	
Preservation pH	**1.0**		0.10	0.10	1		05/10/16 13:05		

REPORT OF LABORATORY ANALYSIS

This report shall not be reproduced, except in full,
without the written consent of Pace Analytical Services, Inc..

Pace Analytical Services, Inc.
9608 Loiret Blvd.
Lenexa, KS 66219
(913)599-5665

ANALYTICAL RESULTS

Project: FORT SMITH, AR
Pace Project No.: 60218387

Sample: IW-73-201605 **Lab ID: 60218387005** Collected: 05/04/16 13:25 Received: 05/05/16 05:06 Matrix: Water

Parameters	Results	Units	Report Limit	MDL	DF	Prepared	Analyzed	CAS No.	Qual
2320B Alkalinity	Analytical Method: SM 2320B								
Alkalinity,Bicarbonate (CaCO3)	**71.2**	mg/L	20.0	2.0	1		05/13/16 16:23		
Alkalinity, Carbonate (CaCO3)	ND	mg/L	20.0	2.0	1		05/13/16 16:23		
Alkalinity, Total as CaCO3	**71.2**	mg/L	20.0	2.0	1		05/13/16 16:23		
Iron, Ferric (Calculation)	Analytical Method: SM 3500-Fe B#4								
Iron, Ferric	**1.7**	mg/L	0.20		1		05/17/16 00:00	7439-89-6	
4500H+ pH, Electrometric	Analytical Method: SM 4500-H+B								
pH at 25 Degrees C	**5.9**	Std. Units	0.10	0.10	1		05/17/16 00:00		H6
4500S2D Sulfide, Total	Analytical Method: SM 4500-S-2 D								
Sulfide, Total	ND	mg/L	0.050	0.012	1		05/11/16 11:04	18496-25-8	
300.0 IC Anions 28 Days	Analytical Method: EPA 300.0								
Chloride	**246**	mg/L	20.0	10.0	20		05/10/16 15:41	16887-00-6	
Sulfate	**4.2**	mg/L	1.0	0.25	1		05/10/16 15:25	14808-79-8	
350.1 Ammonia	Analytical Method: EPA 350.1								
Nitrogen, Ammonia	**0.49**	mg/L	0.10	0.046	1		05/09/16 18:46	7664-41-7	
353.2 Nitrogen, NO2/NO3 unpres	Analytical Method: EPA 353.2								
Nitrogen, Nitrate	**0.081J**	mg/L	0.10	0.012	1		05/05/16 12:10		
Nitrogen, Nitrite	ND	mg/L	0.10	0.010	1		05/05/16 12:10		
Nitrogen, NO2 plus NO3	**0.081J**	mg/L	0.10	0.012	1		05/05/16 12:10		
Total Carbon Dioxide Calc	Analytical Method: SM 4500-CO2 D								
Carbon Dioxide Calculation	**251**	mg/L	20.0	20.0	1		05/17/16 00:00		
5310C TOC	Analytical Method: SM 5310C								
Total Organic Carbon	**0.73J**	mg/L	1.0	0.054	1		05/11/16 12:46	7440-44-0	
SM4500P-E, Total Phosphorus	Analytical Method: SM 4500-P E Preparation Method: SM4500-P B								
Phosphate as P04	**0.24**	mg/L	0.030	0.010	1	05/13/16 07:15	05/13/16 12:54		

REPORT OF LABORATORY ANALYSIS

This report shall not be reproduced, except in full,
without the written consent of Pace Analytical Services, Inc..

Pace Analytical Services, Inc.
9608 Loiret Blvd.
Lenexa, KS 66219
(913)599-5665

ANALYTICAL RESULTS

Project: FORT SMITH, AR
Pace Project No.: 60218387

Sample: MW-81-201605 **Lab ID: 60218387006** Collected: 05/04/16 17:25 Received: 05/05/16 05:06 Matrix: Water

Parameters	Results	Units	Report Limit	MDL	DF	Prepared	Analyzed	CAS No.	Qual
Alcohol by Direct Inject GCFID	Analytical Method: EPA 8015 - Alcohol								
2-Chloroethanol	ND	ug/L	10000	1510	1		05/10/16 21:34	107-07-3	
6010 MET ICP	Analytical Method: EPA 6010 Preparation Method: EPA 3010								
Iron	**102**	ug/L	50.0	8.8	1	05/05/16 15:40	05/06/16 12:50	7439-89-6	B
Manganese	**225**	ug/L	5.0	0.25	1	05/05/16 15:40	05/06/16 12:50	7439-96-5	
8260 MSV	Analytical Method: EPA 5030B/8260								
Acetone	**21.9**	ug/L	10.0	1.9	1		05/06/16 12:38	67-64-1	
Benzene	**0.11J**	ug/L	1.0	0.060	1		05/06/16 12:38	71-43-2	
Bromodichloromethane	ND	ug/L	1.0	0.19	1		05/06/16 12:38	75-27-4	
Bromoform	**0.47J**	ug/L	1.0	0.070	1		05/06/16 12:38	75-25-2	
Bromomethane	**4.2J**	ug/L	5.0	0.16	1		05/06/16 12:38	74-83-9	
2-Butanone (MEK)	ND	ug/L	10.0	0.59	1		05/06/16 12:38	78-93-3	
Carbon disulfide	ND	ug/L	5.0	0.12	1		05/06/16 12:38	75-15-0	
Carbon tetrachloride	ND	ug/L	1.0	0.18	1		05/06/16 12:38	56-23-5	
Chlorobenzene	ND	ug/L	1.0	0.21	1		05/06/16 12:38	108-90-7	
Chloroethane	ND	ug/L	1.0	0.15	1		05/06/16 12:38	75-00-3	
Chloroform	**0.26J**	ug/L	1.0	0.14	1		05/06/16 12:38	67-66-3	
Chloromethane	**0.54J**	ug/L	1.0	0.080	1		05/06/16 12:38	74-87-3	
Dibromochloromethane	ND	ug/L	1.0	0.21	1		05/06/16 12:38	124-48-1	
1,1-Dichloroethane	ND	ug/L	1.0	0.050	1		05/06/16 12:38	75-34-3	
1,2-Dichloroethane	ND	ug/L	1.0	0.12	1		05/06/16 12:38	107-06-2	
1,1-Dichloroethene	**0.55J**	ug/L	1.0	0.20	1		05/06/16 12:38	75-35-4	
cis-1,2-Dichloroethene	**8.3**	ug/L	1.0	0.080	1		05/06/16 12:38	156-59-2	
trans-1,2-Dichloroethene	**1.1**	ug/L	1.0	0.20	1		05/06/16 12:38	156-60-5	
1,2-Dichloropropane	ND	ug/L	1.0	0.16	1		05/06/16 12:38	78-87-5	
cis-1,3-Dichloropropene	ND	ug/L	1.0	0.14	1		05/06/16 12:38	10061-01-5	
trans-1,3-Dichloropropene	ND	ug/L	1.0	0.12	1		05/06/16 12:38	10061-02-6	
Ethylbenzene	ND	ug/L	1.0	0.18	1		05/06/16 12:38	100-41-4	
2-Hexanone	ND	ug/L	10.0	1.2	1		05/06/16 12:38	591-78-6	
Methylene chloride	**0.26J**	ug/L	1.0	0.15	1		05/06/16 12:38	75-09-2	
4-Methyl-2-pentanone (MIBK)	ND	ug/L	10.0	0.42	1		05/06/16 12:38	108-10-1	
Styrene	ND	ug/L	1.0	0.12	1		05/06/16 12:38	100-42-5	
1,1,2,2-Tetrachloroethane	ND	ug/L	1.0	0.15	1		05/06/16 12:38	79-34-5	
Tetrachloroethene	ND	ug/L	1.0	0.10	1		05/06/16 12:38	127-18-4	
Toluene	ND	ug/L	1.0	0.17	1		05/06/16 12:38	108-88-3	
1,1,1-Trichloroethane	ND	ug/L	1.0	0.11	1		05/06/16 12:38	71-55-6	
1,1,2-Trichloroethane	ND	ug/L	1.0	0.20	1		05/06/16 12:38	79-00-5	
Trichloroethene	**256**	ug/L	5.0	0.85	5		05/09/16 15:04	79-01-6	
Vinyl chloride	ND	ug/L	1.0	0.13	1		05/06/16 12:38	75-01-4	
Xylene (Total)	ND	ug/L	3.0	0.42	1		05/06/16 12:38	1330-20-7	
Surrogates									
4-Bromofluorobenzene (S)	103	%	77-130		1		05/06/16 12:38	460-00-4	
1,2-Dichloroethane-d4 (S)	112	%	81-127		1		05/06/16 12:38	17060-07-0	
Toluene-d8 (S)	101	%	80-120		1		05/06/16 12:38	2037-26-5	
Preservation pH	**4.0**		0.10	0.10	1		05/06/16 12:38		

REPORT OF LABORATORY ANALYSIS

This report shall not be reproduced, except in full,
without the written consent of Pace Analytical Services, Inc..

Pace Analytical Services, Inc.
9608 Loiret Blvd.
Lenexa, KS 66219
(913)599-5665

ANALYTICAL RESULTS

Project: FORT SMITH, AR
Pace Project No.: 60218387

Sample: MW-81-201605 **Lab ID: 60218387006** Collected: 05/04/16 17:25 Received: 05/05/16 05:06 Matrix: Water

Parameters	Results	Units	Report Limit	MDL	DF	Prepared	Analyzed	CAS No.	Qual
2320B Alkalinity	Analytical Method: SM 2320B								
Alkalinity,Bicarbonate (CaCO3)	**129**	mg/L	20.0	2.0	1		05/13/16 16:23		
Alkalinity, Carbonate (CaCO3)	ND	mg/L	20.0	2.0	1		05/13/16 16:23		
Alkalinity, Total as CaCO3	**129**	mg/L	20.0	2.0	1		05/13/16 16:23		
Iron, Ferric (Calculation)	Analytical Method: SM 3500-Fe B#4								
Iron, Ferric	ND	mg/L	0.20		1		05/17/16 00:00	7439-89-6	
4500H+ pH, Electrometric	Analytical Method: SM 4500-H+B								
pH at 25 Degrees C	**6.1**	Std. Units	0.10	0.10	1		05/17/16 00:00		H6
4500S2D Sulfide, Total	Analytical Method: SM 4500-S-2 D								
Sulfide, Total	ND	mg/L	0.050	0.012	1		05/11/16 11:04	18496-25-8	
300.0 IC Anions 28 Days	Analytical Method: EPA 300.0								
Chloride	**386**	mg/L	50.0	25.0	50		05/10/16 15:57	16887-00-6	
Sulfate	**579**	mg/L	50.0	12.4	50		05/10/16 15:57	14808-79-8	
350.1 Ammonia	Analytical Method: EPA 350.1								
Nitrogen, Ammonia	**0.14**	mg/L	0.10	0.046	1		05/09/16 18:48	7664-41-7	
353.2 Nitrogen, NO2/NO3 unpres	Analytical Method: EPA 353.2								
Nitrogen, Nitrate	**1.0**	mg/L	0.10	0.012	1		05/05/16 16:51		
Nitrogen, Nitrite	ND	mg/L	0.10	0.010	1		05/05/16 16:51		
Nitrogen, NO2 plus NO3	**1.0**	mg/L	0.10	0.012	1		05/05/16 16:51		
Total Carbon Dioxide Calc	Analytical Method: SM 4500-CO2 D								
Carbon Dioxide Calculation	**315**	mg/L	20.0	20.0	1		05/17/16 00:00		
5310C TOC	Analytical Method: SM 5310C								
Total Organic Carbon	**0.80J**	mg/L	1.0	0.054	1		05/11/16 12:58	7440-44-0	
SM4500P-E, Total Phosphorus	Analytical Method: SM 4500-P E Preparation Method: SM4500-P B								
Phosphate as P04	**1.7**	mg/L	0.030	0.010	1	05/13/16 07:15	05/13/16 12:54		

REPORT OF LABORATORY ANALYSIS

This report shall not be reproduced, except in full,
without the written consent of Pace Analytical Services, Inc..

Pace Analytical Services, Inc.
9608 Loiret Blvd.
Lenexa, KS 66219
(913)599-5665

ANALYTICAL RESULTS

Project: FORT SMITH, AR
Pace Project No.: 60218387

Sample: IW-74-201605 **Lab ID: 60218387007** Collected: 05/04/16 13:10 Received: 05/05/16 05:06 Matrix: Water

Parameters	Results	Units	Report Limit	MDL	DF	Prepared	Analyzed	CAS No.	Qual
Alcohol by Direct Inject GCFID	Analytical Method: EPA 8015 - Alcohol								
2-Chloroethanol	ND	ug/L	10000	1510	1		05/10/16 21:46	107-07-3	
6010 MET ICP	Analytical Method: EPA 6010 Preparation Method: EPA 3010								
Iron	**531**	ug/L	50.0	8.8	1	05/05/16 15:40	05/06/16 12:52	7439-89-6	
Manganese	**930**	ug/L	5.0	0.25	1	05/05/16 15:40	05/06/16 12:52	7439-96-5	
8260 MSV	Analytical Method: EPA 5030B/8260								
Acetone	ND	ug/L	10.0	1.9	1		05/10/16 13:19	67-64-1	
Benzene	**0.25J**	ug/L	1.0	0.060	1		05/10/16 13:19	71-43-2	
Bromodichloromethane	ND	ug/L	1.0	0.19	1		05/10/16 13:19	75-27-4	
Bromoform	ND	ug/L	1.0	0.070	1		05/10/16 13:19	75-25-2	
Bromomethane	ND	ug/L	5.0	0.16	1		05/10/16 13:19	74-83-9	
2-Butanone (MEK)	ND	ug/L	10.0	0.59	1		05/10/16 13:19	78-93-3	
Carbon disulfide	ND	ug/L	5.0	0.12	1		05/10/16 13:19	75-15-0	
Carbon tetrachloride	ND	ug/L	1.0	0.18	1		05/10/16 13:19	56-23-5	
Chlorobenzene	ND	ug/L	1.0	0.21	1		05/10/16 13:19	108-90-7	
Chloroethane	ND	ug/L	1.0	0.15	1		05/10/16 13:19	75-00-3	
Chloroform	ND	ug/L	1.0	0.14	1		05/10/16 13:19	67-66-3	
Chloromethane	ND	ug/L	1.0	0.080	1		05/10/16 13:19	74-87-3	
Dibromochloromethane	ND	ug/L	1.0	0.21	1		05/10/16 13:19	124-48-1	
1,1-Dichloroethane	ND	ug/L	1.0	0.050	1		05/10/16 13:19	75-34-3	
1,2-Dichloroethane	ND	ug/L	1.0	0.12	1		05/10/16 13:19	107-06-2	
1,1-Dichloroethene	**0.32J**	ug/L	1.0	0.20	1		05/10/16 13:19	75-35-4	
cis-1,2-Dichloroethene	**3.5**	ug/L	1.0	0.080	1		05/10/16 13:19	156-59-2	
trans-1,2-Dichloroethene	ND	ug/L	1.0	0.20	1		05/10/16 13:19	156-60-5	
1,2-Dichloropropane	ND	ug/L	1.0	0.16	1		05/10/16 13:19	78-87-5	
cis-1,3-Dichloropropene	ND	ug/L	1.0	0.14	1		05/10/16 13:19	10061-01-5	
trans-1,3-Dichloropropene	ND	ug/L	1.0	0.12	1		05/10/16 13:19	10061-02-6	
Ethylbenzene	ND	ug/L	1.0	0.18	1		05/10/16 13:19	100-41-4	
2-Hexanone	ND	ug/L	10.0	1.2	1		05/10/16 13:19	591-78-6	
Methylene chloride	ND	ug/L	1.0	0.15	1		05/10/16 13:19	75-09-2	
4-Methyl-2-pentanone (MIBK)	ND	ug/L	10.0	0.42	1		05/10/16 13:19	108-10-1	
Styrene	ND	ug/L	1.0	0.12	1		05/10/16 13:19	100-42-5	
1,1,2,2-Tetrachloroethane	ND	ug/L	1.0	0.15	1		05/10/16 13:19	79-34-5	
Tetrachloroethene	ND	ug/L	1.0	0.10	1		05/10/16 13:19	127-18-4	
Toluene	ND	ug/L	1.0	0.17	1		05/10/16 13:19	108-88-3	
1,1,1-Trichloroethane	ND	ug/L	1.0	0.11	1		05/10/16 13:19	71-55-6	
1,1,2-Trichloroethane	ND	ug/L	1.0	0.20	1		05/10/16 13:19	79-00-5	
Trichloroethene	**122**	ug/L	1.0	0.17	1		05/10/16 13:19	79-01-6	
Vinyl chloride	**0.44J**	ug/L	1.0	0.13	1		05/10/16 13:19	75-01-4	
Xylene (Total)	ND	ug/L	3.0	0.42	1		05/10/16 13:19	1330-20-7	
Surrogates									
4-Bromofluorobenzene (S)	98	%	77-130		1		05/10/16 13:19	460-00-4	
1,2-Dichloroethane-d4 (S)	96	%	81-127		1		05/10/16 13:19	17060-07-0	
Toluene-d8 (S)	97	%	80-120		1		05/10/16 13:19	2037-26-5	
Preservation pH	**1.0**		0.10	0.10	1		05/10/16 13:19		

REPORT OF LABORATORY ANALYSIS

This report shall not be reproduced, except in full,
without the written consent of Pace Analytical Services, Inc..

Pace Analytical Services, Inc.
9608 Loiret Blvd.
Lenexa, KS 66219
(913)599-5665

ANALYTICAL RESULTS

Project: FORT SMITH, AR
Pace Project No.: 60218387

Sample: IW-74-201605 **Lab ID: 60218387007** Collected: 05/04/16 13:10 Received: 05/05/16 05:06 Matrix: Water

Parameters	Results	Units	Report Limit	MDL	DF	Prepared	Analyzed	CAS No.	Qual
2320B Alkalinity	Analytical Method: SM 2320B								
Alkalinity,Bicarbonate (CaCO3)	**71.6**	mg/L	20.0	2.0	1		05/13/16 16:23		
Alkalinity, Carbonate (CaCO3)	ND	mg/L	20.0	2.0	1		05/13/16 16:23		
Alkalinity, Total as CaCO3	**71.6**	mg/L	20.0	2.0	1		05/13/16 16:23		
Iron, Ferric (Calculation)	Analytical Method: SM 3500-Fe B#4								
Iron, Ferric	**0.51**	mg/L	0.20		1		05/17/16 00:00	7439-89-6	
4500H+ pH, Electrometric	Analytical Method: SM 4500-H+B								
pH at 25 Degrees C	**5.7**	Std. Units	0.10	0.10	1		05/17/16 00:00		H6
4500S2D Sulfide, Total	Analytical Method: SM 4500-S-2 D								
Sulfide, Total	ND	mg/L	0.050	0.012	1		05/11/16 11:04	18496-25-8	
300.0 IC Anions 28 Days	Analytical Method: EPA 300.0								
Chloride	**257**	mg/L	20.0	10.0	20		05/10/16 17:01	16887-00-6	
Sulfate	**3.5**	mg/L	1.0	0.25	1		05/10/16 16:45	14808-79-8	
350.1 Ammonia	Analytical Method: EPA 350.1								
Nitrogen, Ammonia	ND	mg/L	0.10	0.046	1		05/09/16 18:49	7664-41-7	
353.2 Nitrogen, NO2/NO3 unpres	Analytical Method: EPA 353.2								
Nitrogen, Nitrate	**0.61**	mg/L	0.10	0.012	1		05/05/16 12:09		
Nitrogen, Nitrite	ND	mg/L	0.10	0.010	1		05/05/16 12:09		
Nitrogen, NO2 plus NO3	**0.61**	mg/L	0.10	0.012	1		05/05/16 12:09		
Total Carbon Dioxide Calc	Analytical Method: SM 4500-CO2 D								
Carbon Dioxide Calculation	**336**	mg/L	20.0	20.0	1		05/17/16 00:00		
5310C TOC	Analytical Method: SM 5310C								
Total Organic Carbon	**0.50J**	mg/L	1.0	0.054	1		05/11/16 13:11	7440-44-0	
SM4500P-E, Total Phosphorus	Analytical Method: SM 4500-P E Preparation Method: SM4500-P B								
Phosphate as P04	**0.21**	mg/L	0.030	0.010	1	05/13/16 07:15	05/13/16 12:55		

REPORT OF LABORATORY ANALYSIS

This report shall not be reproduced, except in full,
without the written consent of Pace Analytical Services, Inc..

Pace Analytical Services, Inc.
9608 Loiret Blvd.
Lenexa, KS 66219
(913)599-5665

ANALYTICAL RESULTS

Project: FORT SMITH, AR
Pace Project No.: 60218387

Sample: MW-187-201605 **Lab ID: 60218387008** Collected: 05/04/16 09:40 Received: 05/05/16 05:06 Matrix: Water

Parameters	Results	Units	Report Limit	MDL	DF	Prepared	Analyzed	CAS No.	Qual
Alcohol by Direct Inject GCFID	Analytical Method: EPA 8015 - Alcohol								
2-Chloroethanol	ND	ug/L	10000	1530	1		05/11/16 18:48	107-07-3	
6010 MET ICP	Analytical Method: EPA 6010 Preparation Method: EPA 3010								
Iron	**2840**	ug/L	50.0	8.8	1	05/05/16 15:40	05/06/16 12:55	7439-89-6	
Manganese	**209**	ug/L	5.0	0.25	1	05/05/16 15:40	05/06/16 12:55	7439-96-5	
8260 MSV	Analytical Method: EPA 5030B/8260								
Acetone	ND	ug/L	10.0	1.9	1		05/10/16 09:28	67-64-1	
Benzene	ND	ug/L	1.0	0.060	1		05/10/16 09:28	71-43-2	
Bromodichloromethane	ND	ug/L	1.0	0.19	1		05/10/16 09:28	75-27-4	
Bromoform	ND	ug/L	1.0	0.070	1		05/10/16 09:28	75-25-2	
Bromomethane	ND	ug/L	5.0	0.16	1		05/10/16 09:28	74-83-9	
2-Butanone (MEK)	ND	ug/L	10.0	0.59	1		05/10/16 09:28	78-93-3	
Carbon disulfide	ND	ug/L	5.0	0.12	1		05/10/16 09:28	75-15-0	
Carbon tetrachloride	ND	ug/L	1.0	0.18	1		05/10/16 09:28	56-23-5	
Chlorobenzene	ND	ug/L	1.0	0.21	1		05/10/16 09:28	108-90-7	
Chloroethane	ND	ug/L	1.0	0.15	1		05/10/16 09:28	75-00-3	
Chloroform	ND	ug/L	1.0	0.14	1		05/10/16 09:28	67-66-3	
Chloromethane	ND	ug/L	1.0	0.080	1		05/10/16 09:28	74-87-3	
Dibromochloromethane	ND	ug/L	1.0	0.21	1		05/10/16 09:28	124-48-1	
1,1-Dichloroethane	ND	ug/L	1.0	0.050	1		05/10/16 09:28	75-34-3	
1,2-Dichloroethane	ND	ug/L	1.0	0.12	1		05/10/16 09:28	107-06-2	
1,1-Dichloroethene	ND	ug/L	1.0	0.20	1		05/10/16 09:28	75-35-4	
cis-1,2-Dichloroethene	**0.59J**	ug/L	1.0	0.080	1		05/10/16 09:28	156-59-2	
trans-1,2-Dichloroethene	ND	ug/L	1.0	0.20	1		05/10/16 09:28	156-60-5	
1,2-Dichloropropane	ND	ug/L	1.0	0.16	1		05/10/16 09:28	78-87-5	
cis-1,3-Dichloropropene	ND	ug/L	1.0	0.14	1		05/10/16 09:28	10061-01-5	
trans-1,3-Dichloropropene	ND	ug/L	1.0	0.12	1		05/10/16 09:28	10061-02-6	
Ethylbenzene	ND	ug/L	1.0	0.18	1		05/10/16 09:28	100-41-4	
2-Hexanone	ND	ug/L	10.0	1.2	1		05/10/16 09:28	591-78-6	
Methylene chloride	ND	ug/L	1.0	0.15	1		05/10/16 09:28	75-09-2	
4-Methyl-2-pentanone (MIBK)	ND	ug/L	10.0	0.42	1		05/10/16 09:28	108-10-1	
Styrene	ND	ug/L	1.0	0.12	1		05/10/16 09:28	100-42-5	
1,1,2,2-Tetrachloroethane	ND	ug/L	1.0	0.15	1		05/10/16 09:28	79-34-5	
Tetrachloroethene	ND	ug/L	1.0	0.10	1		05/10/16 09:28	127-18-4	
Toluene	ND	ug/L	1.0	0.17	1		05/10/16 09:28	108-88-3	
1,1,1-Trichloroethane	ND	ug/L	1.0	0.11	1		05/10/16 09:28	71-55-6	
1,1,2-Trichloroethane	ND	ug/L	1.0	0.20	1		05/10/16 09:28	79-00-5	
Trichloroethene	**0.56J**	ug/L	1.0	0.17	1		05/10/16 09:28	79-01-6	
Vinyl chloride	ND	ug/L	1.0	0.13	1		05/10/16 09:28	75-01-4	
Xylene (Total)	ND	ug/L	3.0	0.42	1		05/10/16 09:28	1330-20-7	
Surrogates									
4-Bromofluorobenzene (S)	100	%	77-130		1		05/10/16 09:28	460-00-4	
1,2-Dichloroethane-d4 (S)	103	%	81-127		1		05/10/16 09:28	17060-07-0	
Toluene-d8 (S)	98	%	80-120		1		05/10/16 09:28	2037-26-5	
Preservation pH	**1.0**		0.10	0.10	1		05/10/16 09:28		

REPORT OF LABORATORY ANALYSIS

This report shall not be reproduced, except in full,
without the written consent of Pace Analytical Services, Inc..

Pace Analytical Services, Inc.
9608 Loiret Blvd.
Lenexa, KS 66219
(913)599-5665

ANALYTICAL RESULTS

Project: FORT SMITH, AR
Pace Project No.: 60218387

Sample: MW-187-201605 **Lab ID: 60218387008** Collected: 05/04/16 09:40 Received: 05/05/16 05:06 Matrix: Water

Parameters	Results	Units	Report Limit	MDL	DF	Prepared	Analyzed	CAS No.	Qual
2320B Alkalinity	Analytical Method: SM 2320B								
Alkalinity,Bicarbonate (CaCO3)	**105**	mg/L	20.0	2.0	1		05/13/16 16:23		
Alkalinity, Carbonate (CaCO3)	ND	mg/L	20.0	2.0	1		05/13/16 16:23		
Alkalinity, Total as CaCO3	**105**	mg/L	20.0	2.0	1		05/13/16 16:23		
Iron, Ferric (Calculation)	Analytical Method: SM 3500-Fe B#4								
Iron, Ferric	**2.8**	mg/L	0.20		1		05/17/16 00:00	7439-89-6	
4500H+ pH, Electrometric	Analytical Method: SM 4500-H+B								
pH at 25 Degrees C	**6.8**	Std. Units	0.10	0.10	1		05/17/16 00:00		H6
4500S2D Sulfide, Total	Analytical Method: SM 4500-S-2 D								
Sulfide, Total	ND	mg/L	0.050	0.012	1		05/11/16 11:12	18496-25-8	
300.0 IC Anions 28 Days	Analytical Method: EPA 300.0								
Chloride	**94.8**	mg/L	10.0	5.0	10		05/10/16 17:33	16887-00-6	
Sulfate	**28.9**	mg/L	2.0	0.50	2		05/10/16 17:17	14808-79-8	
350.1 Ammonia	Analytical Method: EPA 350.1								
Nitrogen, Ammonia	**2.2**	mg/L	0.10	0.046	1		05/09/16 18:51	7664-41-7	
353.2 Nitrogen, NO2/NO3 unpres	Analytical Method: EPA 353.2								
Nitrogen, Nitrate	**4.9**	mg/L	0.10	0.012	1		05/05/16 12:00		
Nitrogen, Nitrite	ND	mg/L	0.10	0.010	1		05/05/16 12:00		
Nitrogen, NO2 plus NO3	**4.9**	mg/L	0.10	0.012	1		05/05/16 12:00		
Total Carbon Dioxide Calc	Analytical Method: SM 4500-CO2 D								
Carbon Dioxide Calculation	**130**	mg/L	20.0	20.0	1		05/17/16 00:00		
5310C TOC	Analytical Method: SM 5310C								
Total Organic Carbon	**0.53J**	mg/L	1.0	0.054	1		05/11/16 15:57	7440-44-0	
SM4500P-E, Total Phosphorus	Analytical Method: SM 4500-P E Preparation Method: SM4500-P B								
Phosphate as P04	**0.20**	mg/L	0.030	0.010	1	05/13/16 07:15	05/13/16 12:55		

REPORT OF LABORATORY ANALYSIS

This report shall not be reproduced, except in full,
without the written consent of Pace Analytical Services, Inc..

Pace Analytical Services, Inc.
9608 Loiret Blvd.
Lenexa, KS 66219
(913)599-5665

ANALYTICAL RESULTS

Project: FORT SMITH, AR
Pace Project No.: 60218387

Sample: MW-189-201605 **Lab ID: 60218387009** Collected: 05/04/16 11:40 Received: 05/05/16 05:06 Matrix: Water

Parameters	Results	Units	Report Limit	MDL	DF	Prepared	Analyzed	CAS No.	Qual
Alcohol by Direct Inject GCFID	Analytical Method: EPA 8015 - Alcohol								
2-Chloroethanol	ND	ug/L	10000	1530	1		05/11/16 18:59	107-07-3	
6010 MET ICP	Analytical Method: EPA 6010 Preparation Method: EPA 3010								
Iron	**291**	ug/L	50.0	8.8	1	05/05/16 15:40	05/06/16 13:02	7439-89-6	
Manganese	**62.8**	ug/L	5.0	0.25	1	05/05/16 15:40	05/06/16 13:02	7439-96-5	
8260 MSV	Analytical Method: EPA 5030B/8260								
Acetone	ND	ug/L	10.0	1.9	1		05/10/16 09:43	67-64-1	
Benzene	ND	ug/L	1.0	0.060	1		05/10/16 09:43	71-43-2	
Bromodichloromethane	ND	ug/L	1.0	0.19	1		05/10/16 09:43	75-27-4	
Bromoform	ND	ug/L	1.0	0.070	1		05/10/16 09:43	75-25-2	
Bromomethane	ND	ug/L	5.0	0.16	1		05/10/16 09:43	74-83-9	
2-Butanone (MEK)	ND	ug/L	10.0	0.59	1		05/10/16 09:43	78-93-3	
Carbon disulfide	ND	ug/L	5.0	0.12	1		05/10/16 09:43	75-15-0	
Carbon tetrachloride	ND	ug/L	1.0	0.18	1		05/10/16 09:43	56-23-5	
Chlorobenzene	ND	ug/L	1.0	0.21	1		05/10/16 09:43	108-90-7	
Chloroethane	ND	ug/L	1.0	0.15	1		05/10/16 09:43	75-00-3	
Chloroform	ND	ug/L	1.0	0.14	1		05/10/16 09:43	67-66-3	
Chloromethane	ND	ug/L	1.0	0.080	1		05/10/16 09:43	74-87-3	
Dibromochloromethane	ND	ug/L	1.0	0.21	1		05/10/16 09:43	124-48-1	
1,1-Dichloroethane	**0.31J**	ug/L	1.0	0.050	1		05/10/16 09:43	75-34-3	
1,2-Dichloroethane	ND	ug/L	1.0	0.12	1		05/10/16 09:43	107-06-2	
1,1-Dichloroethene	**1.1**	ug/L	1.0	0.20	1		05/10/16 09:43	75-35-4	
cis-1,2-Dichloroethene	**6.1**	ug/L	1.0	0.080	1		05/10/16 09:43	156-59-2	
trans-1,2-Dichloroethene	ND	ug/L	1.0	0.20	1		05/10/16 09:43	156-60-5	
1,2-Dichloropropane	ND	ug/L	1.0	0.16	1		05/10/16 09:43	78-87-5	
cis-1,3-Dichloropropene	ND	ug/L	1.0	0.14	1		05/10/16 09:43	10061-01-5	
trans-1,3-Dichloropropene	ND	ug/L	1.0	0.12	1		05/10/16 09:43	10061-02-6	
Ethylbenzene	ND	ug/L	1.0	0.18	1		05/10/16 09:43	100-41-4	
2-Hexanone	ND	ug/L	10.0	1.2	1		05/10/16 09:43	591-78-6	
Methylene chloride	ND	ug/L	1.0	0.15	1		05/10/16 09:43	75-09-2	
4-Methyl-2-pentanone (MIBK)	ND	ug/L	10.0	0.42	1		05/10/16 09:43	108-10-1	
Styrene	ND	ug/L	1.0	0.12	1		05/10/16 09:43	100-42-5	
1,1,2,2-Tetrachloroethane	ND	ug/L	1.0	0.15	1		05/10/16 09:43	79-34-5	
Tetrachloroethene	ND	ug/L	1.0	0.10	1		05/10/16 09:43	127-18-4	
Toluene	ND	ug/L	1.0	0.17	1		05/10/16 09:43	108-88-3	
1,1,1-Trichloroethane	ND	ug/L	1.0	0.11	1		05/10/16 09:43	71-55-6	
1,1,2-Trichloroethane	ND	ug/L	1.0	0.20	1		05/10/16 09:43	79-00-5	
Trichloroethene	**5.5**	ug/L	1.0	0.17	1		05/10/16 09:43	79-01-6	
Vinyl chloride	**0.19J**	ug/L	1.0	0.13	1		05/10/16 09:43	75-01-4	
Xylene (Total)	ND	ug/L	3.0	0.42	1		05/10/16 09:43	1330-20-7	
Surrogates									
4-Bromofluorobenzene (S)	100	%	77-130		1		05/10/16 09:43	460-00-4	
1,2-Dichloroethane-d4 (S)	103	%	81-127		1		05/10/16 09:43	17060-07-0	
Toluene-d8 (S)	96	%	80-120		1		05/10/16 09:43	2037-26-5	
Preservation pH	**1.0**		0.10	0.10	1		05/10/16 09:43		

REPORT OF LABORATORY ANALYSIS

This report shall not be reproduced, except in full,
without the written consent of Pace Analytical Services, Inc..

Pace Analytical Services, Inc.
9608 Loiret Blvd.
Lenexa, KS 66219
(913)599-5665

ANALYTICAL RESULTS

Project: FORT SMITH, AR
Pace Project No.: 60218387

Sample: MW-189-201605 **Lab ID: 60218387009** Collected: 05/04/16 11:40 Received: 05/05/16 05:06 Matrix: Water

Parameters	Results	Units	Report Limit	MDL	DF	Prepared	Analyzed	CAS No.	Qual
2320B Alkalinity	Analytical Method: SM 2320B								
Alkalinity,Bicarbonate (CaCO3)	**68.5**	mg/L	20.0	2.0	1		05/13/16 16:23		
Alkalinity, Carbonate (CaCO3)	ND	mg/L	20.0	2.0	1		05/13/16 16:23		
Alkalinity, Total as CaCO3	**68.5**	mg/L	20.0	2.0	1		05/13/16 16:23		
Iron, Ferric (Calculation)	Analytical Method: SM 3500-Fe B#4								
Iron, Ferric	**0.29**	mg/L	0.20		1		05/17/16 00:00	7439-89-6	
4500H+ pH, Electrometric	Analytical Method: SM 4500-H+B								
pH at 25 Degrees C	**6.2**	Std. Units	0.10	0.10	1		05/17/16 00:00		H6
4500S2D Sulfide, Total	Analytical Method: SM 4500-S-2 D								
Sulfide, Total	ND	mg/L	0.050	0.012	1		05/11/16 11:12	18496-25-8	
300.0 IC Anions 28 Days	Analytical Method: EPA 300.0								
Chloride	**61.5**	mg/L	5.0	2.5	5		05/10/16 18:04	16887-00-6	
Sulfate	**10**	mg/L	1.0	0.25	1		05/10/16 17:49	14808-79-8	
350.1 Ammonia	Analytical Method: EPA 350.1								
Nitrogen, Ammonia	**1.0**	mg/L	0.10	0.046	1		05/09/16 18:55	7664-41-7	
353.2 Nitrogen, NO2/NO3 unpres	Analytical Method: EPA 353.2								
Nitrogen, Nitrate	**3.6**	mg/L	0.10	0.012	1		05/05/16 12:07		
Nitrogen, Nitrite	ND	mg/L	0.10	0.010	1		05/05/16 12:07		
Nitrogen, NO2 plus NO3	**3.6**	mg/L	0.10	0.012	1		05/05/16 12:07		
Total Carbon Dioxide Calc	Analytical Method: SM 4500-CO2 D								
Carbon Dioxide Calculation	**151**	mg/L	20.0	20.0	1		05/17/16 00:00		
5310C TOC	Analytical Method: SM 5310C								
Total Organic Carbon	**0.51J**	mg/L	1.0	0.054	1		05/11/16 13:36	7440-44-0	
SM4500P-E, Total Phosphorus	Analytical Method: SM 4500-P E Preparation Method: SM4500-P B								
Phosphate as P04	**0.095**	mg/L	0.030	0.010	1	05/13/16 07:15	05/13/16 12:55		

REPORT OF LABORATORY ANALYSIS

This report shall not be reproduced, except in full,
without the written consent of Pace Analytical Services, Inc..

Pace Analytical Services, Inc.
9608 Loiret Blvd.
Lenexa, KS 66219
(913)599-5665

ANALYTICAL RESULTS

Project: FORT SMITH, AR
Pace Project No.: 60218387

Sample: MW-83-201605 **Lab ID: 60218387010** Collected: 05/04/16 10:26 Received: 05/05/16 05:06 Matrix: Water

Parameters	Results	Units	Report Limit	MDL	DF	Prepared	Analyzed	CAS No.	Qual
Alcohol by Direct Inject GCFID	Analytical Method: EPA 8015 - Alcohol								
2-Chloroethanol	ND	ug/L	10000	1530	1		05/11/16 19:10	107-07-3	
6010 MET ICP	Analytical Method: EPA 6010 Preparation Method: EPA 3010								
Iron	**154**	ug/L	50.0	8.8	1	05/05/16 15:40	05/06/16 13:04	7439-89-6	
Manganese	**6.4**	ug/L	5.0	0.25	1	05/05/16 15:40	05/06/16 13:04	7439-96-5	
8260 MSV	Analytical Method: EPA 5030B/8260								
Acetone	**26.9**	ug/L	10.0	1.9	1		05/10/16 09:57	67-64-1	
Benzene	ND	ug/L	1.0	0.060	1		05/10/16 09:57	71-43-2	
Bromodichloromethane	ND	ug/L	1.0	0.19	1		05/10/16 09:57	75-27-4	
Bromoform	**9.2**	ug/L	1.0	0.070	1		05/10/16 09:57	75-25-2	
Bromomethane	**1.6J**	ug/L	5.0	0.16	1		05/10/16 09:57	74-83-9	
2-Butanone (MEK)	ND	ug/L	10.0	0.59	1		05/10/16 09:57	78-93-3	
Carbon disulfide	ND	ug/L	5.0	0.12	1		05/10/16 09:57	75-15-0	
Carbon tetrachloride	ND	ug/L	1.0	0.18	1		05/10/16 09:57	56-23-5	
Chlorobenzene	ND	ug/L	1.0	0.21	1		05/10/16 09:57	108-90-7	
Chloroethane	ND	ug/L	1.0	0.15	1		05/10/16 09:57	75-00-3	
Chloroform	ND	ug/L	1.0	0.14	1		05/10/16 09:57	67-66-3	
Chloromethane	**2.3**	ug/L	1.0	0.080	1		05/10/16 09:57	74-87-3	
Dibromochloromethane	**0.44J**	ug/L	1.0	0.21	1		05/10/16 09:57	124-48-1	
1,1-Dichloroethane	ND	ug/L	1.0	0.050	1		05/10/16 09:57	75-34-3	
1,2-Dichloroethane	ND	ug/L	1.0	0.12	1		05/10/16 09:57	107-06-2	
1,1-Dichloroethene	ND	ug/L	1.0	0.20	1		05/10/16 09:57	75-35-4	
cis-1,2-Dichloroethene	ND	ug/L	1.0	0.080	1		05/10/16 09:57	156-59-2	
trans-1,2-Dichloroethene	ND	ug/L	1.0	0.20	1		05/10/16 09:57	156-60-5	
1,2-Dichloropropane	ND	ug/L	1.0	0.16	1		05/10/16 09:57	78-87-5	
cis-1,3-Dichloropropene	ND	ug/L	1.0	0.14	1		05/10/16 09:57	10061-01-5	
trans-1,3-Dichloropropene	ND	ug/L	1.0	0.12	1		05/10/16 09:57	10061-02-6	
Ethylbenzene	ND	ug/L	1.0	0.18	1		05/10/16 09:57	100-41-4	
2-Hexanone	ND	ug/L	10.0	1.2	1		05/10/16 09:57	591-78-6	
Methylene chloride	ND	ug/L	1.0	0.15	1		05/10/16 09:57	75-09-2	
4-Methyl-2-pentanone (MIBK)	ND	ug/L	10.0	0.42	1		05/10/16 09:57	108-10-1	
Styrene	ND	ug/L	1.0	0.12	1		05/10/16 09:57	100-42-5	
1,1,2,2-Tetrachloroethane	ND	ug/L	1.0	0.15	1		05/10/16 09:57	79-34-5	
Tetrachloroethene	ND	ug/L	1.0	0.10	1		05/10/16 09:57	127-18-4	
Toluene	ND	ug/L	1.0	0.17	1		05/10/16 09:57	108-88-3	
1,1,1-Trichloroethane	ND	ug/L	1.0	0.11	1		05/10/16 09:57	71-55-6	
1,1,2-Trichloroethane	ND	ug/L	1.0	0.20	1		05/10/16 09:57	79-00-5	
Trichloroethene	**3.3**	ug/L	1.0	0.17	1		05/10/16 09:57	79-01-6	
Vinyl chloride	ND	ug/L	1.0	0.13	1		05/10/16 09:57	75-01-4	
Xylene (Total)	ND	ug/L	3.0	0.42	1		05/10/16 09:57	1330-20-7	
Surrogates									
4-Bromofluorobenzene (S)	99	%	77-130		1		05/10/16 09:57	460-00-4	
1,2-Dichloroethane-d4 (S)	98	%	81-127		1		05/10/16 09:57	17060-07-0	
Toluene-d8 (S)	98	%	80-120		1		05/10/16 09:57	2037-26-5	
Preservation pH	**1.0**		0.10	0.10	1		05/10/16 09:57		

REPORT OF LABORATORY ANALYSIS

This report shall not be reproduced, except in full,
without the written consent of Pace Analytical Services, Inc..

Pace Analytical Services, Inc.
9608 Loiret Blvd.
Lenexa, KS 66219
(913)599-5665

ANALYTICAL RESULTS

Project: FORT SMITH, AR
Pace Project No.: 60218387

Sample: MW-83-201605 **Lab ID: 60218387010** Collected: 05/04/16 10:26 Received: 05/05/16 05:06 Matrix: Water

Parameters	Results	Units	Report Limit	MDL	DF	Prepared	Analyzed	CAS No.	Qual
2320B Alkalinity	Analytical Method: SM 2320B								
Alkalinity,Bicarbonate (CaCO3)	**166**	mg/L	20.0	2.0	1		05/16/16 09:24		
Alkalinity, Carbonate (CaCO3)	ND	mg/L	20.0	2.0	1		05/16/16 09:24		
Alkalinity, Total as CaCO3	**166**	mg/L	20.0	2.0	1		05/16/16 09:24		
Iron, Ferric (Calculation)	Analytical Method: SM 3500-Fe B#4								
Iron, Ferric	ND	mg/L	0.20		1		05/17/16 00:00	7439-89-6	
4500H+ pH, Electrometric	Analytical Method: SM 4500-H+B								
pH at 25 Degrees C	**7.1**	Std. Units	0.10	0.10	1		05/17/16 00:00		H6
4500S2D Sulfide, Total	Analytical Method: SM 4500-S-2 D								
Sulfide, Total	ND	mg/L	0.050	0.012	1		05/11/16 11:13	18496-25-8	
300.0 IC Anions 28 Days	Analytical Method: EPA 300.0								
Chloride	**225**	mg/L	20.0	10.0	20		05/10/16 18:20	16887-00-6	
Sulfate	**1600**	mg/L	200	49.5	200		05/10/16 18:36	14808-79-8	
350.1 Ammonia	Analytical Method: EPA 350.1								
Nitrogen, Ammonia	**0.084J**	mg/L	0.10	0.046	1		05/09/16 18:57	7664-41-7	
353.2 Nitrogen, NO2/NO3 unpres	Analytical Method: EPA 353.2								
Nitrogen, Nitrate	**2.2**	mg/L	0.10	0.012	1		05/05/16 12:04		
Nitrogen, Nitrite	ND	mg/L	0.10	0.010	1		05/05/16 12:04		
Nitrogen, NO2 plus NO3	**2.2**	mg/L	0.10	0.012	1		05/05/16 12:04		
Total Carbon Dioxide Calc	Analytical Method: SM 4500-CO2 D								
Carbon Dioxide Calculation	**175**	mg/L	20.0	20.0	1		05/17/16 00:00		
5310C TOC	Analytical Method: SM 5310C								
Total Organic Carbon	**0.32J**	mg/L	1.0	0.054	1		05/11/16 13:49	7440-44-0	
SM4500P-E, Total Phosphorus	Analytical Method: SM 4500-P E Preparation Method: SM4500-P B								
Phosphate as P04	**0.51**	mg/L	0.030	0.010	1	05/16/16 07:17	05/16/16 12:35		

REPORT OF LABORATORY ANALYSIS

This report shall not be reproduced, except in full,
without the written consent of Pace Analytical Services, Inc..

Pace Analytical Services, Inc.
9608 Loiret Blvd.
Lenexa, KS 66219
(913)599-5665

ANALYTICAL RESULTS

Project: FORT SMITH, AR
Pace Project No.: 60218387

Sample: MW-92-201605 **Lab ID: 60218387011** Collected: 05/04/16 16:20 Received: 05/05/16 05:06 Matrix: Water

Parameters	Results	Units	Report Limit	MDL	DF	Prepared	Analyzed	CAS No.	Qual
Alcohol by Direct Inject GCFID	Analytical Method: EPA 8015 - Alcohol								
2-Chloroethanol	ND	ug/L	10000	1530	1		05/11/16 19:21	107-07-3	
6010 MET ICP	Analytical Method: EPA 6010 Preparation Method: EPA 3010								
Iron	**408**	ug/L	50.0	8.8	1	05/05/16 15:40	05/06/16 13:06	7439-89-6	
Manganese	**101**	ug/L	5.0	0.25	1	05/05/16 15:40	05/06/16 13:06	7439-96-5	
8260 MSV	Analytical Method: EPA 5030B/8260								
Acetone	**3.1J**	ug/L	10.0	1.9	1		05/06/16 13:06	67-64-1	
Benzene	**0.18J**	ug/L	1.0	0.060	1		05/06/16 13:06	71-43-2	
Bromodichloromethane	**0.35J**	ug/L	1.0	0.19	1		05/06/16 13:06	75-27-4	
Bromoform	**3.5**	ug/L	1.0	0.070	1		05/06/16 13:06	75-25-2	
Bromomethane	**2.1J**	ug/L	5.0	0.16	1		05/06/16 13:06	74-83-9	
2-Butanone (MEK)	ND	ug/L	10.0	0.59	1		05/06/16 13:06	78-93-3	
Carbon disulfide	**0.16J**	ug/L	5.0	0.12	1		05/06/16 13:06	75-15-0	
Carbon tetrachloride	ND	ug/L	1.0	0.18	1		05/06/16 13:06	56-23-5	
Chlorobenzene	ND	ug/L	1.0	0.21	1		05/06/16 13:06	108-90-7	
Chloroethane	ND	ug/L	1.0	0.15	1		05/06/16 13:06	75-00-3	
Chloroform	**1.8**	ug/L	1.0	0.14	1		05/06/16 13:06	67-66-3	
Chloromethane	**9.7**	ug/L	1.0	0.080	1		05/06/16 13:06	74-87-3	
Dibromochloromethane	**0.34J**	ug/L	1.0	0.21	1		05/06/16 13:06	124-48-1	
1,1-Dichloroethane	**0.23J**	ug/L	1.0	0.050	1		05/06/16 13:06	75-34-3	
1,2-Dichloroethane	ND	ug/L	1.0	0.12	1		05/06/16 13:06	107-06-2	
1,1-Dichloroethene	**0.28J**	ug/L	1.0	0.20	1		05/06/16 13:06	75-35-4	
cis-1,2-Dichloroethene	**25.5**	ug/L	1.0	0.080	1		05/06/16 13:06	156-59-2	
trans-1,2-Dichloroethene	**4.2**	ug/L	1.0	0.20	1		05/06/16 13:06	156-60-5	
1,2-Dichloropropane	ND	ug/L	1.0	0.16	1		05/06/16 13:06	78-87-5	
cis-1,3-Dichloropropene	ND	ug/L	1.0	0.14	1		05/06/16 13:06	10061-01-5	
trans-1,3-Dichloropropene	ND	ug/L	1.0	0.12	1		05/06/16 13:06	10061-02-6	
Ethylbenzene	ND	ug/L	1.0	0.18	1		05/06/16 13:06	100-41-4	
2-Hexanone	ND	ug/L	10.0	1.2	1		05/06/16 13:06	591-78-6	
Methylene chloride	**1.1**	ug/L	1.0	0.15	1		05/06/16 13:06	75-09-2	
4-Methyl-2-pentanone (MIBK)	ND	ug/L	10.0	0.42	1		05/06/16 13:06	108-10-1	
Styrene	ND	ug/L	1.0	0.12	1		05/06/16 13:06	100-42-5	
1,1,2,2-Tetrachloroethane	ND	ug/L	1.0	0.15	1		05/06/16 13:06	79-34-5	
Tetrachloroethene	**1.3**	ug/L	1.0	0.10	1		05/06/16 13:06	127-18-4	
Toluene	ND	ug/L	1.0	0.17	1		05/06/16 13:06	108-88-3	
1,1,1-Trichloroethane	**4.9**	ug/L	1.0	0.11	1		05/06/16 13:06	71-55-6	
1,1,2-Trichloroethane	ND	ug/L	1.0	0.20	1		05/06/16 13:06	79-00-5	
Trichloroethene	**2210**	ug/L	20.0	3.4	20		05/06/16 13:21	79-01-6	
Vinyl chloride	**1.8**	ug/L	1.0	0.13	1		05/06/16 13:06	75-01-4	
Xylene (Total)	ND	ug/L	3.0	0.42	1		05/06/16 13:06	1330-20-7	
Surrogates									
4-Bromofluorobenzene (S)	100	%	77-130		1		05/06/16 13:06	460-00-4	
1,2-Dichloroethane-d4 (S)	101	%	81-127		1		05/06/16 13:06	17060-07-0	
Toluene-d8 (S)	98	%	80-120		1		05/06/16 13:06	2037-26-5	
Preservation pH	**4.0**		0.10	0.10	1		05/06/16 13:06		

REPORT OF LABORATORY ANALYSIS

This report shall not be reproduced, except in full,
without the written consent of Pace Analytical Services, Inc..

Pace Analytical Services, Inc.
9608 Loiret Blvd.
Lenexa, KS 66219
(913)599-5665

ANALYTICAL RESULTS

Project: FORT SMITH, AR
Pace Project No.: 60218387

Sample: MW-92-201605 **Lab ID: 60218387011** Collected: 05/04/16 16:20 Received: 05/05/16 05:06 Matrix: Water

Parameters	Results	Units	Report Limit	MDL	DF	Prepared	Analyzed	CAS No.	Qual
2320B Alkalinity	Analytical Method: SM 2320B								
Alkalinity,Bicarbonate (CaCO3)	**113**	mg/L	20.0	2.0	1		05/16/16 09:24		
Alkalinity, Carbonate (CaCO3)	ND	mg/L	20.0	2.0	1		05/16/16 09:24		
Alkalinity, Total as CaCO3	**113**	mg/L	20.0	2.0	1		05/16/16 09:24		
Iron, Ferric (Calculation)	Analytical Method: SM 3500-Fe B#4								
Iron, Ferric	**0.34**	mg/L	0.20		1		05/17/16 00:00	7439-89-6	
4500H+ pH, Electrometric	Analytical Method: SM 4500-H+B								
pH at 25 Degrees C	**6.1**	Std. Units	0.10	0.10	1		05/17/16 00:00		H6
4500S2D Sulfide, Total	Analytical Method: SM 4500-S-2 D								
Sulfide, Total	ND	mg/L	0.050	0.012	1		05/11/16 11:13	18496-25-8	
300.0 IC Anions 28 Days	Analytical Method: EPA 300.0								
Chloride	**498**	mg/L	50.0	25.0	50		05/10/16 18:52	16887-00-6	
Sulfate	**771**	mg/L	50.0	12.4	50		05/10/16 18:52	14808-79-8	
350.1 Ammonia	Analytical Method: EPA 350.1								
Nitrogen, Ammonia	**0.14**	mg/L	0.10	0.046	1		05/09/16 18:58	7664-41-7	
353.2 Nitrogen, NO2/NO3 unpres	Analytical Method: EPA 353.2								
Nitrogen, Nitrate	**1.1**	mg/L	0.10	0.012	1		05/05/16 12:17		
Nitrogen, Nitrite	ND	mg/L	0.10	0.010	1		05/05/16 12:17		
Nitrogen, NO2 plus NO3	**1.1**	mg/L	0.10	0.012	1		05/05/16 12:17		
Total Carbon Dioxide Calc	Analytical Method: SM 4500-CO2 D								
Carbon Dioxide Calculation	**263**	mg/L	20.0	20.0	1		05/17/16 00:00		
5310C TOC	Analytical Method: SM 5310C								
Total Organic Carbon	**0.33J**	mg/L	1.0	0.054	1		05/11/16 15:18	7440-44-0	
SM4500P-E, Total Phosphorus	Analytical Method: SM 4500-P E Preparation Method: SM4500-P B								
Phosphate as P04	**0.13**	mg/L	0.030	0.010	1	05/16/16 07:17	05/16/16 12:36		

REPORT OF LABORATORY ANALYSIS

This report shall not be reproduced, except in full,
without the written consent of Pace Analytical Services, Inc..

Pace Analytical Services, Inc.
9608 Loiret Blvd.
Lenexa, KS 66219
(913)599-5665

ANALYTICAL RESULTS

Project: FORT SMITH, AR
Pace Project No.: 60218387

Sample: MW-58R-201605 **Lab ID: 60218387012** Collected: 05/04/16 13:15 Received: 05/05/16 05:06 Matrix: Water

Parameters	Results	Units	Report Limit	MDL	DF	Prepared	Analyzed	CAS No.	Qual
Alcohol by Direct Inject GCFID	Analytical Method: EPA 8015 - Alcohol								
2-Chloroethanol	ND	ug/L	10000	1530	1		05/11/16 19:32	107-07-3	
6010 MET ICP	Analytical Method: EPA 6010 Preparation Method: EPA 3010								
Iron	**12000**	ug/L	50.0	8.8	1	05/05/16 15:40	05/06/16 13:09	7439-89-6	
Manganese	**1280**	ug/L	5.0	0.25	1	05/05/16 15:40	05/06/16 13:09	7439-96-5	
8260 MSV	Analytical Method: EPA 5030B/8260								
Acetone	ND	ug/L	10.0	1.9	1		05/10/16 13:33	67-64-1	
Benzene	ND	ug/L	1.0	0.060	1		05/10/16 13:33	71-43-2	
Bromodichloromethane	ND	ug/L	1.0	0.19	1		05/10/16 13:33	75-27-4	
Bromoform	ND	ug/L	1.0	0.070	1		05/10/16 13:33	75-25-2	
Bromomethane	ND	ug/L	5.0	0.16	1		05/10/16 13:33	74-83-9	
2-Butanone (MEK)	ND	ug/L	10.0	0.59	1		05/10/16 13:33	78-93-3	
Carbon disulfide	ND	ug/L	5.0	0.12	1		05/10/16 13:33	75-15-0	
Carbon tetrachloride	ND	ug/L	1.0	0.18	1		05/10/16 13:33	56-23-5	
Chlorobenzene	ND	ug/L	1.0	0.21	1		05/10/16 13:33	108-90-7	
Chloroethane	ND	ug/L	1.0	0.15	1		05/10/16 13:33	75-00-3	
Chloroform	ND	ug/L	1.0	0.14	1		05/10/16 13:33	67-66-3	
Chloromethane	ND	ug/L	1.0	0.080	1		05/10/16 13:33	74-87-3	
Dibromochloromethane	ND	ug/L	1.0	0.21	1		05/10/16 13:33	124-48-1	
1,1-Dichloroethane	ND	ug/L	1.0	0.050	1		05/10/16 13:33	75-34-3	
1,2-Dichloroethane	ND	ug/L	1.0	0.12	1		05/10/16 13:33	107-06-2	
1,1-Dichloroethene	**1.9**	ug/L	1.0	0.20	1		05/10/16 13:33	75-35-4	
cis-1,2-Dichloroethene	**29.7**	ug/L	1.0	0.080	1		05/10/16 13:33	156-59-2	
trans-1,2-Dichloroethene	**0.27J**	ug/L	1.0	0.20	1		05/10/16 13:33	156-60-5	
1,2-Dichloropropane	ND	ug/L	1.0	0.16	1		05/10/16 13:33	78-87-5	
cis-1,3-Dichloropropene	ND	ug/L	1.0	0.14	1		05/10/16 13:33	10061-01-5	
trans-1,3-Dichloropropene	ND	ug/L	1.0	0.12	1		05/10/16 13:33	10061-02-6	
Ethylbenzene	ND	ug/L	1.0	0.18	1		05/10/16 13:33	100-41-4	
2-Hexanone	ND	ug/L	10.0	1.2	1		05/10/16 13:33	591-78-6	
Methylene chloride	ND	ug/L	1.0	0.15	1		05/10/16 13:33	75-09-2	
4-Methyl-2-pentanone (MIBK)	ND	ug/L	10.0	0.42	1		05/10/16 13:33	108-10-1	
Styrene	ND	ug/L	1.0	0.12	1		05/10/16 13:33	100-42-5	
1,1,2,2-Tetrachloroethane	ND	ug/L	1.0	0.15	1		05/10/16 13:33	79-34-5	
Tetrachloroethene	ND	ug/L	1.0	0.10	1		05/10/16 13:33	127-18-4	
Toluene	ND	ug/L	1.0	0.17	1		05/10/16 13:33	108-88-3	
1,1,1-Trichloroethane	ND	ug/L	1.0	0.11	1		05/10/16 13:33	71-55-6	
1,1,2-Trichloroethane	ND	ug/L	1.0	0.20	1		05/10/16 13:33	79-00-5	
Trichloroethene	**352**	ug/L	5.0	0.85	5		05/10/16 13:48	79-01-6	
Vinyl chloride	**0.81J**	ug/L	1.0	0.13	1		05/10/16 13:33	75-01-4	
Xylene (Total)	ND	ug/L	3.0	0.42	1		05/10/16 13:33	1330-20-7	
Surrogates									
4-Bromofluorobenzene (S)	97	%	77-130		1		05/10/16 13:33	460-00-4	
1,2-Dichloroethane-d4 (S)	99	%	81-127		1		05/10/16 13:33	17060-07-0	
Toluene-d8 (S)	98	%	80-120		1		05/10/16 13:33	2037-26-5	
Preservation pH	**1.0**		0.10	0.10	1		05/10/16 13:33		

REPORT OF LABORATORY ANALYSIS

This report shall not be reproduced, except in full,
without the written consent of Pace Analytical Services, Inc..

Pace Analytical Services, Inc.
9608 Loiret Blvd.
Lenexa, KS 66219
(913)599-5665

ANALYTICAL RESULTS

Project: FORT SMITH, AR
Pace Project No.: 60218387

Sample: MW-58R-201605 **Lab ID: 60218387012** Collected: 05/04/16 13:15 Received: 05/05/16 05:06 Matrix: Water

Parameters	Results	Units	Report Limit	MDL	DF	Prepared	Analyzed	CAS No.	Qual
2320B Alkalinity	Analytical Method: SM 2320B								
Alkalinity,Bicarbonate (CaCO3)	**29.8**	mg/L	20.0	2.0	1		05/16/16 09:24		
Alkalinity, Carbonate (CaCO3)	ND	mg/L	20.0	2.0	1		05/16/16 09:24		
Alkalinity, Total as CaCO3	**29.8**	mg/L	20.0	2.0	1		05/16/16 09:24		
Iron, Ferric (Calculation)	Analytical Method: SM 3500-Fe B#4								
Iron, Ferric	**8.7**	mg/L	0.20		1		05/17/16 00:00	7439-89-6	
4500H+ pH, Electrometric	Analytical Method: SM 4500-H+B								
pH at 25 Degrees C	**5.5**	Std. Units	0.10	0.10	1		05/17/16 00:00		H6
4500S2D Sulfide, Total	Analytical Method: SM 4500-S-2 D								
Sulfide, Total	ND	mg/L	0.050	0.012	1		05/11/16 11:14	18496-25-8	
300.0 IC Anions 28 Days	Analytical Method: EPA 300.0								
Chloride	**244**	mg/L	20.0	10.0	20		05/10/16 20:12	16887-00-6	
Sulfate	**0.92J**	mg/L	1.0	0.25	1		05/10/16 19:56	14808-79-8	
350.1 Ammonia	Analytical Method: EPA 350.1								
Nitrogen, Ammonia	**0.054J**	mg/L	0.10	0.046	1		05/09/16 18:59	7664-41-7	
353.2 Nitrogen, NO2/NO3 unpres	Analytical Method: EPA 353.2								
Nitrogen, Nitrate	ND	mg/L	0.10	0.012	1		05/05/16 12:10		
Nitrogen, Nitrite	ND	mg/L	0.10	0.010	1		05/05/16 12:10		
Nitrogen, NO2 plus NO3	ND	mg/L	0.10	0.012	1		05/05/16 12:10		
Total Carbon Dioxide Calc	Analytical Method: SM 4500-CO2 D								
Carbon Dioxide Calculation	**219**	mg/L	20.0	20.0	1		05/17/16 00:00		
5310C TOC	Analytical Method: SM 5310C								
Total Organic Carbon	**0.19J**	mg/L	1.0	0.054	1		05/11/16 16:10	7440-44-0	
SM4500P-E, Total Phosphorus	Analytical Method: SM 4500-P E Preparation Method: SM4500-P B								
Phosphate as P04	**0.18**	mg/L	0.030	0.010	1	05/16/16 07:17	05/16/16 12:36		

REPORT OF LABORATORY ANALYSIS

This report shall not be reproduced, except in full,
without the written consent of Pace Analytical Services, Inc..

Pace Analytical Services, Inc.
9608 Loiret Blvd.
Lenexa, KS 66219
(913)599-5665

ANALYTICAL RESULTS

Project: FORT SMITH, AR
Pace Project No.: 60218387

Sample: MW-183-201605 **Lab ID: 60218387013** Collected: 05/04/16 08:45 Received: 05/05/16 05:06 Matrix: Water

Parameters	Results	Units	Report Limit	MDL	DF	Prepared	Analyzed	CAS No.	Qual
Alcohol by Direct Inject GCFID	Analytical Method: EPA 8015 - Alcohol								
2-Chloroethanol	ND	ug/L	10000	1530	1		05/11/16 19:44	107-07-3	
6010 MET ICP	Analytical Method: EPA 6010 Preparation Method: EPA 3010								
Iron	**225**	ug/L	50.0	8.8	1	05/05/16 15:40	05/06/16 13:11	7439-89-6	
Manganese	**35.4**	ug/L	5.0	0.25	1	05/05/16 15:40	05/06/16 13:11	7439-96-5	
8260 MSV	Analytical Method: EPA 5030B/8260								
Acetone	ND	ug/L	10.0	1.9	1		05/10/16 21:12	67-64-1	
Benzene	ND	ug/L	1.0	0.060	1		05/10/16 21:12	71-43-2	
Bromodichloromethane	ND	ug/L	1.0	0.19	1		05/10/16 21:12	75-27-4	
Bromoform	ND	ug/L	1.0	0.070	1		05/10/16 21:12	75-25-2	
Bromomethane	ND	ug/L	5.0	0.16	1		05/10/16 21:12	74-83-9	
2-Butanone (MEK)	ND	ug/L	10.0	0.59	1		05/10/16 21:12	78-93-3	
Carbon disulfide	ND	ug/L	5.0	0.12	1		05/10/16 21:12	75-15-0	
Carbon tetrachloride	ND	ug/L	1.0	0.18	1		05/10/16 21:12	56-23-5	
Chlorobenzene	ND	ug/L	1.0	0.21	1		05/10/16 21:12	108-90-7	
Chloroethane	ND	ug/L	1.0	0.15	1		05/10/16 21:12	75-00-3	
Chloroform	ND	ug/L	1.0	0.14	1		05/10/16 21:12	67-66-3	
Chloromethane	ND	ug/L	1.0	0.080	1		05/10/16 21:12	74-87-3	
Dibromochloromethane	ND	ug/L	1.0	0.21	1		05/10/16 21:12	124-48-1	
1,1-Dichloroethane	ND	ug/L	1.0	0.050	1		05/10/16 21:12	75-34-3	
1,2-Dichloroethane	ND	ug/L	1.0	0.12	1		05/10/16 21:12	107-06-2	
1,1-Dichloroethene	ND	ug/L	1.0	0.20	1		05/10/16 21:12	75-35-4	
cis-1,2-Dichloroethene	**0.34J**	ug/L	1.0	0.080	1		05/10/16 21:12	156-59-2	
trans-1,2-Dichloroethene	ND	ug/L	1.0	0.20	1		05/10/16 21:12	156-60-5	
1,2-Dichloropropane	ND	ug/L	1.0	0.16	1		05/10/16 21:12	78-87-5	
cis-1,3-Dichloropropene	ND	ug/L	1.0	0.14	1		05/10/16 21:12	10061-01-5	
trans-1,3-Dichloropropene	ND	ug/L	1.0	0.12	1		05/10/16 21:12	10061-02-6	
Ethylbenzene	ND	ug/L	1.0	0.18	1		05/10/16 21:12	100-41-4	
2-Hexanone	ND	ug/L	10.0	1.2	1		05/10/16 21:12	591-78-6	
Methylene chloride	ND	ug/L	1.0	0.15	1		05/10/16 21:12	75-09-2	
4-Methyl-2-pentanone (MIBK)	ND	ug/L	10.0	0.42	1		05/10/16 21:12	108-10-1	
Styrene	ND	ug/L	1.0	0.12	1		05/10/16 21:12	100-42-5	
1,1,2,2-Tetrachloroethane	ND	ug/L	1.0	0.15	1		05/10/16 21:12	79-34-5	
Tetrachloroethene	ND	ug/L	1.0	0.10	1		05/10/16 21:12	127-18-4	
Toluene	ND	ug/L	1.0	0.17	1		05/10/16 21:12	108-88-3	
1,1,1-Trichloroethane	ND	ug/L	1.0	0.11	1		05/10/16 21:12	71-55-6	
1,1,2-Trichloroethane	ND	ug/L	1.0	0.20	1		05/10/16 21:12	79-00-5	
Trichloroethene	**2.8**	ug/L	1.0	0.17	1		05/10/16 21:12	79-01-6	
Vinyl chloride	ND	ug/L	1.0	0.13	1		05/10/16 21:12	75-01-4	
Xylene (Total)	ND	ug/L	3.0	0.42	1		05/10/16 21:12	1330-20-7	
Surrogates									
4-Bromofluorobenzene (S)	99	%	77-130		1		05/10/16 21:12	460-00-4	
1,2-Dichloroethane-d4 (S)	97	%	81-127		1		05/10/16 21:12	17060-07-0	
Toluene-d8 (S)	97	%	80-120		1		05/10/16 21:12	2037-26-5	
Preservation pH	**1.0**		0.10	0.10	1		05/10/16 21:12		

REPORT OF LABORATORY ANALYSIS

This report shall not be reproduced, except in full,
without the written consent of Pace Analytical Services, Inc..

Pace Analytical Services, Inc.
9608 Loiret Blvd.
Lenexa, KS 66219
(913)599-5665

ANALYTICAL RESULTS

Project: FORT SMITH, AR
Pace Project No.: 60218387

Sample: MW-183-201605 **Lab ID: 60218387013** Collected: 05/04/16 08:45 Received: 05/05/16 05:06 Matrix: Water

Parameters	Results	Units	Report Limit	MDL	DF	Prepared	Analyzed	CAS No.	Qual
2320B Alkalinity	Analytical Method: SM 2320B								
Alkalinity,Bicarbonate (CaCO3)	**69.8**	mg/L	20.0	2.0	1		05/16/16 09:24		
Alkalinity, Carbonate (CaCO3)	ND	mg/L	20.0	2.0	1		05/16/16 09:24		
Alkalinity, Total as CaCO3	**69.8**	mg/L	20.0	2.0	1		05/16/16 09:24		
Iron, Ferric (Calculation)	Analytical Method: SM 3500-Fe B#4								
Iron, Ferric	**0.22**	mg/L	0.20		1		05/17/16 00:00	7439-89-6	
4500H+ pH, Electrometric	Analytical Method: SM 4500-H+B								
pH at 25 Degrees C	**6.3**	Std. Units	0.10	0.10	1		05/17/16 00:00		H6
4500S2D Sulfide, Total	Analytical Method: SM 4500-S-2 D								
Sulfide, Total	ND	mg/L	0.050	0.012	1		05/11/16 11:14	18496-25-8	
300.0 IC Anions 28 Days	Analytical Method: EPA 300.0								
Chloride	**5.0**	mg/L	1.0	0.50	1		05/10/16 20:28	16887-00-6	
Sulfate	**24.1**	mg/L	2.0	0.50	2		05/10/16 20:43	14808-79-8	
350.1 Ammonia	Analytical Method: EPA 350.1								
Nitrogen, Ammonia	**0.19**	mg/L	0.10	0.046	1		05/09/16 19:01	7664-41-7	
353.2 Nitrogen, NO2/NO3 unpres	Analytical Method: EPA 353.2								
Nitrogen, Nitrate	**0.43**	mg/L	0.10	0.012	1		05/05/16 11:57		
Nitrogen, Nitrite	ND	mg/L	0.10	0.010	1		05/05/16 11:57		
Nitrogen, NO2 plus NO3	**0.43**	mg/L	0.10	0.012	1		05/05/16 11:57		
Total Carbon Dioxide Calc	Analytical Method: SM 4500-CO2 D								
Carbon Dioxide Calculation	**131**	mg/L	20.0	20.0	1		05/17/16 00:00		
5310C TOC	Analytical Method: SM 5310C								
Total Organic Carbon	**0.40J**	mg/L	1.0	0.054	1		05/11/16 14:40	7440-44-0	
SM4500P-E, Total Phosphorus	Analytical Method: SM 4500-P E Preparation Method: SM4500-P B								
Phosphate as P04	**0.12**	mg/L	0.030	0.010	1	05/16/16 07:17	05/16/16 12:36		

REPORT OF LABORATORY ANALYSIS

This report shall not be reproduced, except in full,
without the written consent of Pace Analytical Services, Inc..

Pace Analytical Services, Inc.
9608 Loiret Blvd.
Lenexa, KS 66219
(913)599-5665

ANALYTICAL RESULTS

Project: FORT SMITH, AR
Pace Project No.: 60218387

Sample: MW-82-201605 **Lab ID: 60218387014** Collected: 05/04/16 09:15 Received: 05/05/16 05:06 Matrix: Water

Parameters	Results	Units	Report Limit	MDL	DF	Prepared	Analyzed	CAS No.	Qual
Alcohol by Direct Inject GCFID	Analytical Method: EPA 8015 - Alcohol								
2-Chloroethanol	ND	ug/L	10000	1530	1		05/11/16 19:55	107-07-3	
6010 MET ICP	Analytical Method: EPA 6010 Preparation Method: EPA 3010								
Iron	**206**	ug/L	50.0	8.8	1	05/05/16 15:40	05/06/16 13:13	7439-89-6	
Manganese	**753**	ug/L	5.0	0.25	1	05/05/16 15:40	05/06/16 13:13	7439-96-5	
8260 MSV	Analytical Method: EPA 5030B/8260								
Acetone	**50.0**	ug/L	10.0	1.9	1		05/06/16 11:39	67-64-1	
Benzene	**0.18J**	ug/L	1.0	0.060	1		05/06/16 11:39	71-43-2	
Bromodichloromethane	ND	ug/L	1.0	0.19	1		05/06/16 11:39	75-27-4	
Bromoform	ND	ug/L	1.0	0.070	1		05/06/16 11:39	75-25-2	
Bromomethane	**5.4**	ug/L	5.0	0.16	1		05/06/16 11:39	74-83-9	
2-Butanone (MEK)	**4.6J**	ug/L	10.0	0.59	1		05/06/16 11:39	78-93-3	
Carbon disulfide	**0.28J**	ug/L	5.0	0.12	1		05/06/16 11:39	75-15-0	
Carbon tetrachloride	ND	ug/L	1.0	0.18	1		05/06/16 11:39	56-23-5	
Chlorobenzene	ND	ug/L	1.0	0.21	1		05/06/16 11:39	108-90-7	
Chloroethane	ND	ug/L	1.0	0.15	1		05/06/16 11:39	75-00-3	
Chloroform	**0.18J**	ug/L	1.0	0.14	1		05/06/16 11:39	67-66-3	
Chloromethane	**2.2**	ug/L	1.0	0.080	1		05/06/16 11:39	74-87-3	
Dibromochloromethane	ND	ug/L	1.0	0.21	1		05/06/16 11:39	124-48-1	
1,1-Dichloroethane	ND	ug/L	1.0	0.050	1		05/06/16 11:39	75-34-3	
1,2-Dichloroethane	ND	ug/L	1.0	0.12	1		05/06/16 11:39	107-06-2	
1,1-Dichloroethene	ND	ug/L	1.0	0.20	1		05/06/16 11:39	75-35-4	
cis-1,2-Dichloroethene	**0.81J**	ug/L	1.0	0.080	1		05/06/16 11:39	156-59-2	
trans-1,2-Dichloroethene	ND	ug/L	1.0	0.20	1		05/06/16 11:39	156-60-5	
1,2-Dichloropropane	ND	ug/L	1.0	0.16	1		05/06/16 11:39	78-87-5	
cis-1,3-Dichloropropene	ND	ug/L	1.0	0.14	1		05/06/16 11:39	10061-01-5	
trans-1,3-Dichloropropene	ND	ug/L	1.0	0.12	1		05/06/16 11:39	10061-02-6	
Ethylbenzene	ND	ug/L	1.0	0.18	1		05/06/16 11:39	100-41-4	
2-Hexanone	ND	ug/L	10.0	1.2	1		05/06/16 11:39	591-78-6	
Methylene chloride	ND	ug/L	1.0	0.15	1		05/06/16 11:39	75-09-2	
4-Methyl-2-pentanone (MIBK)	ND	ug/L	10.0	0.42	1		05/06/16 11:39	108-10-1	
Styrene	ND	ug/L	1.0	0.12	1		05/06/16 11:39	100-42-5	
1,1,2,2-Tetrachloroethane	ND	ug/L	1.0	0.15	1		05/06/16 11:39	79-34-5	
Tetrachloroethene	ND	ug/L	1.0	0.10	1		05/06/16 11:39	127-18-4	
Toluene	ND	ug/L	1.0	0.17	1		05/06/16 11:39	108-88-3	
1,1,1-Trichloroethane	ND	ug/L	1.0	0.11	1		05/06/16 11:39	71-55-6	
1,1,2-Trichloroethane	ND	ug/L	1.0	0.20	1		05/06/16 11:39	79-00-5	
Trichloroethene	**31.7**	ug/L	1.0	0.17	1		05/06/16 11:39	79-01-6	
Vinyl chloride	ND	ug/L	1.0	0.13	1		05/06/16 11:39	75-01-4	
Xylene (Total)	ND	ug/L	3.0	0.42	1		05/06/16 11:39	1330-20-7	
Surrogates									
4-Bromofluorobenzene (S)	104	%	77-130		1		05/06/16 11:39	460-00-4	
1,2-Dichloroethane-d4 (S)	112	%	81-127		1		05/06/16 11:39	17060-07-0	
Toluene-d8 (S)	99	%	80-120		1		05/06/16 11:39	2037-26-5	
Preservation pH	**3.0**		0.10	0.10	1		05/06/16 11:39		

REPORT OF LABORATORY ANALYSIS

This report shall not be reproduced, except in full,
without the written consent of Pace Analytical Services, Inc..

Pace Analytical Services, Inc.
9608 Loiret Blvd.
Lenexa, KS 66219
(913)599-5665

ANALYTICAL RESULTS

Project: FORT SMITH, AR
Pace Project No.: 60218387

Sample: MW-82-201605 **Lab ID: 60218387014** Collected: 05/04/16 09:15 Received: 05/05/16 05:06 Matrix: Water

Parameters	Results	Units	Report Limit	MDL	DF	Prepared	Analyzed	CAS No.	Qual
2320B Alkalinity	Analytical Method: SM 2320B								
Alkalinity,Bicarbonate (CaCO3)	ND	mg/L	20.0	2.0	1		05/16/16 09:24		
Alkalinity, Carbonate (CaCO3)	ND	mg/L	20.0	2.0	1		05/16/16 09:24		
Alkalinity, Total as CaCO3	ND	mg/L	20.0	2.0	1		05/16/16 09:24		
Iron, Ferric (Calculation)	Analytical Method: SM 3500-Fe B#4								
Iron, Ferric	ND	mg/L	0.20		1		05/17/16 00:00	7439-89-6	
4500H+ pH, Electrometric	Analytical Method: SM 4500-H+B								
pH at 25 Degrees C	**4.9**	Std. Units	0.10	0.10	1		05/17/16 00:00		H6
4500S2D Sulfide, Total	Analytical Method: SM 4500-S-2 D								
Sulfide, Total	ND	mg/L	0.050	0.012	1		05/11/16 11:14	18496-25-8	
300.0 IC Anions 28 Days	Analytical Method: EPA 300.0								
Chloride	**261**	mg/L	20.0	10.0	20		05/10/16 20:59	16887-00-6	
Sulfate	**914**	mg/L	100	24.8	100		05/10/16 21:15	14808-79-8	
350.1 Ammonia	Analytical Method: EPA 350.1								
Nitrogen, Ammonia	**0.46**	mg/L	0.10	0.046	1		05/09/16 19:02	7664-41-7	
353.2 Nitrogen, NO2/NO3 unpres	Analytical Method: EPA 353.2								
Nitrogen, Nitrate	**0.93**	mg/L	0.10	0.012	1		05/05/16 11:57		
Nitrogen, Nitrite	ND	mg/L	0.10	0.010	1		05/05/16 11:57		
Nitrogen, NO2 plus NO3	**0.93**	mg/L	0.10	0.012	1		05/05/16 11:57		
Total Carbon Dioxide Calc	Analytical Method: SM 4500-CO2 D								
Carbon Dioxide Calculation	ND	mg/L	20.0	20.0	1		05/17/16 00:00		
5310C TOC	Analytical Method: SM 5310C								
Total Organic Carbon	**1.7**	mg/L	1.0	0.054	1		05/11/16 14:53	7440-44-0	
SM4500P-E, Total Phosphorus	Analytical Method: SM 4500-P E Preparation Method: SM4500-P B								
Phosphate as P04	**0.44**	mg/L	0.030	0.010	1	05/16/16 07:17	05/16/16 12:36		

REPORT OF LABORATORY ANALYSIS

This report shall not be reproduced, except in full,
without the written consent of Pace Analytical Services, Inc..

Pace Analytical Services, Inc.
9608 Loiret Blvd.
Lenexa, KS 66219
(913)599-5665

ANALYTICAL RESULTS

Project: FORT SMITH, AR
Pace Project No.: 60218387

Sample: IW-77-201605 **Lab ID: 60218387015** Collected: 05/04/16 10:55 Received: 05/05/16 05:06 Matrix: Water

Parameters	Results	Units	Report Limit	MDL	DF	Prepared	Analyzed	CAS No.	Qual
Alcohol by Direct Inject GCFID	Analytical Method: EPA 8015 - Alcohol								
2-Chloroethanol	ND	ug/L	10000	1530	1		05/11/16 20:06	107-07-3	
6010 MET ICP	Analytical Method: EPA 6010 Preparation Method: EPA 3010								
Iron	**100**	ug/L	50.0	8.8	1	05/05/16 15:40	05/06/16 13:15	7439-89-6	B
Manganese	**13.4**	ug/L	5.0	0.25	1	05/05/16 15:40	05/06/16 13:15	7439-96-5	
8260 MSV	Analytical Method: EPA 5030B/8260								
Acetone	**35.5**	ug/L	10.0	1.9	1		05/06/16 12:23	67-64-1	
Benzene	**0.15J**	ug/L	1.0	0.060	1		05/06/16 12:23	71-43-2	
Bromodichloromethane	ND	ug/L	1.0	0.19	1		05/06/16 12:23	75-27-4	
Bromoform	**0.23J**	ug/L	1.0	0.070	1		05/06/16 12:23	75-25-2	
Bromomethane	**2.6J**	ug/L	5.0	0.16	1		05/06/16 12:23	74-83-9	
2-Butanone (MEK)	**3.4J**	ug/L	10.0	0.59	1		05/06/16 12:23	78-93-3	
Carbon disulfide	ND	ug/L	5.0	0.12	1		05/06/16 12:23	75-15-0	
Carbon tetrachloride	ND	ug/L	1.0	0.18	1		05/06/16 12:23	56-23-5	
Chlorobenzene	ND	ug/L	1.0	0.21	1		05/06/16 12:23	108-90-7	
Chloroethane	ND	ug/L	1.0	0.15	1		05/06/16 12:23	75-00-3	
Chloroform	**0.27J**	ug/L	1.0	0.14	1		05/06/16 12:23	67-66-3	
Chloromethane	**3.0**	ug/L	1.0	0.080	1		05/06/16 12:23	74-87-3	
Dibromochloromethane	ND	ug/L	1.0	0.21	1		05/06/16 12:23	124-48-1	
1,1-Dichloroethane	ND	ug/L	1.0	0.050	1		05/06/16 12:23	75-34-3	
1,2-Dichloroethane	ND	ug/L	1.0	0.12	1		05/06/16 12:23	107-06-2	
1,1-Dichloroethene	ND	ug/L	1.0	0.20	1		05/06/16 12:23	75-35-4	
cis-1,2-Dichloroethene	**1.7**	ug/L	1.0	0.080	1		05/06/16 12:23	156-59-2	
trans-1,2-Dichloroethene	**0.32J**	ug/L	1.0	0.20	1		05/06/16 12:23	156-60-5	
1,2-Dichloropropane	ND	ug/L	1.0	0.16	1		05/06/16 12:23	78-87-5	
cis-1,3-Dichloropropene	ND	ug/L	1.0	0.14	1		05/06/16 12:23	10061-01-5	
trans-1,3-Dichloropropene	ND	ug/L	1.0	0.12	1		05/06/16 12:23	10061-02-6	
Ethylbenzene	ND	ug/L	1.0	0.18	1		05/06/16 12:23	100-41-4	
2-Hexanone	ND	ug/L	10.0	1.2	1		05/06/16 12:23	591-78-6	
Methylene chloride	ND	ug/L	1.0	0.15	1		05/06/16 12:23	75-09-2	
4-Methyl-2-pentanone (MIBK)	ND	ug/L	10.0	0.42	1		05/06/16 12:23	108-10-1	
Styrene	ND	ug/L	1.0	0.12	1		05/06/16 12:23	100-42-5	
1,1,2,2-Tetrachloroethane	ND	ug/L	1.0	0.15	1		05/06/16 12:23	79-34-5	
Tetrachloroethene	ND	ug/L	1.0	0.10	1		05/06/16 12:23	127-18-4	
Toluene	ND	ug/L	1.0	0.17	1		05/06/16 12:23	108-88-3	
1,1,1-Trichloroethane	ND	ug/L	1.0	0.11	1		05/06/16 12:23	71-55-6	
1,1,2-Trichloroethane	ND	ug/L	1.0	0.20	1		05/06/16 12:23	79-00-5	
Trichloroethene	**101**	ug/L	1.0	0.17	1		05/06/16 12:23	79-01-6	
Vinyl chloride	ND	ug/L	1.0	0.13	1		05/06/16 12:23	75-01-4	
Xylene (Total)	ND	ug/L	3.0	0.42	1		05/06/16 12:23	1330-20-7	
Surrogates									
4-Bromofluorobenzene (S)	103	%	77-130		1		05/06/16 12:23	460-00-4	
1,2-Dichloroethane-d4 (S)	111	%	81-127		1		05/06/16 12:23	17060-07-0	
Toluene-d8 (S)	100	%	80-120		1		05/06/16 12:23	2037-26-5	
Preservation pH	**4.0**		0.10	0.10	1		05/06/16 12:23		

REPORT OF LABORATORY ANALYSIS

This report shall not be reproduced, except in full,
without the written consent of Pace Analytical Services, Inc..

Pace Analytical Services, Inc.
9608 Loiret Blvd.
Lenexa, KS 66219
(913)599-5665

ANALYTICAL RESULTS

Project: FORT SMITH, AR
Pace Project No.: 60218387

Sample: IW-77-201605 **Lab ID: 60218387015** Collected: 05/04/16 10:55 Received: 05/05/16 05:06 Matrix: Water

Parameters	Results	Units	Report Limit	MDL	DF	Prepared	Analyzed	CAS No.	Qual
2320B Alkalinity	Analytical Method: SM 2320B								
Alkalinity,Bicarbonate (CaCO3)	**228**	mg/L	20.0	2.0	1		05/16/16 09:24		
Alkalinity, Carbonate (CaCO3)	**58.7**	mg/L	20.0	2.0	1		05/16/16 09:24		
Alkalinity, Total as CaCO3	**287**	mg/L	20.0	2.0	1		05/16/16 09:24		
Iron, Ferric (Calculation)	Analytical Method: SM 3500-Fe B#4								
Iron, Ferric	ND	mg/L	0.20		1		05/17/16 00:00	7439-89-6	
4500H+ pH, Electrometric	Analytical Method: SM 4500-H+B								
pH at 25 Degrees C	**6.9**	Std. Units	0.10	0.10	1		05/17/16 00:00		H6
4500S2D Sulfide, Total	Analytical Method: SM 4500-S-2 D								
Sulfide, Total	ND	mg/L	0.050	0.012	1		05/11/16 11:14	18496-25-8	
300.0 IC Anions 28 Days	Analytical Method: EPA 300.0								
Chloride	**263**	mg/L	20.0	10.0	20		05/10/16 21:31	16887-00-6	
Sulfate	**1710**	mg/L	200	49.5	200		05/10/16 21:47	14808-79-8	
350.1 Ammonia	Analytical Method: EPA 350.1								
Nitrogen, Ammonia	**0.53**	mg/L	0.10	0.046	1		05/09/16 19:04	7664-41-7	
353.2 Nitrogen, NO2/NO3 unpres	Analytical Method: EPA 353.2								
Nitrogen, Nitrate	**1.8**	mg/L	0.10	0.012	1		05/05/16 12:05		
Nitrogen, Nitrite	ND	mg/L	0.10	0.010	1		05/05/16 12:05		
Nitrogen, NO2 plus NO3	**1.8**	mg/L	0.10	0.012	1		05/05/16 12:05		
Total Carbon Dioxide Calc	Analytical Method: SM 4500-CO2 D								
Carbon Dioxide Calculation	**254**	mg/L	20.0	20.0	1		05/17/16 00:00		
5310C TOC	Analytical Method: SM 5310C								
Total Organic Carbon	**2.1**	mg/L	1.0	0.054	1		05/11/16 15:06	7440-44-0	
SM4500P-E, Total Phosphorus	Analytical Method: SM 4500-P E Preparation Method: SM4500-P B								
Phosphate as P04	**0.90**	mg/L	0.030	0.010	1	05/16/16 07:17	05/16/16 12:36		

REPORT OF LABORATORY ANALYSIS

This report shall not be reproduced, except in full,
without the written consent of Pace Analytical Services, Inc..

Pace Analytical Services, Inc.
9608 Loiret Blvd.
Lenexa, KS 66219
(913)599-5665

ANALYTICAL RESULTS

Project: FORT SMITH, AR
Pace Project No.: 60218387

Sample: IW-76-201605 **Lab ID: 60218387016** Collected: 05/04/16 09:15 Received: 05/05/16 05:06 Matrix: Water

Parameters	Results	Units	Report Limit	MDL	DF	Prepared	Analyzed	CAS No.	Qual
Alcohol by Direct Inject GCFID	Analytical Method: EPA 8015 - Alcohol								
2-Chloroethanol	ND	ug/L	10000	1530	1		05/11/16 20:17	107-07-3	
6010 MET ICP	Analytical Method: EPA 6010 Preparation Method: EPA 3010								
Iron	**219**	ug/L	50.0	8.8	1	05/05/16 15:40	05/06/16 13:18	7439-89-6	
Manganese	**200**	ug/L	5.0	0.25	1	05/05/16 15:40	05/06/16 13:18	7439-96-5	
8260 MSV	Analytical Method: EPA 5030B/8260								
Acetone	**22.9**	ug/L	10.0	1.9	1		05/11/16 20:55	67-64-1	
Benzene	ND	ug/L	1.0	0.060	1		05/11/16 20:55	71-43-2	
Bromodichloromethane	**0.29J**	ug/L	1.0	0.19	1		05/11/16 20:55	75-27-4	
Bromoform	**25.1**	ug/L	1.0	0.070	1		05/11/16 20:55	75-25-2	
Bromomethane	**38.5**	ug/L	5.0	0.16	1		05/11/16 20:55	74-83-9	
2-Butanone (MEK)	ND	ug/L	10.0	0.59	1		05/11/16 20:55	78-93-3	
Carbon disulfide	ND	ug/L	5.0	0.12	1		05/11/16 20:55	75-15-0	
Carbon tetrachloride	ND	ug/L	1.0	0.18	1		05/11/16 20:55	56-23-5	
Chlorobenzene	ND	ug/L	1.0	0.21	1		05/11/16 20:55	108-90-7	
Chloroethane	ND	ug/L	1.0	0.15	1		05/11/16 20:55	75-00-3	
Chloroform	**0.20J**	ug/L	1.0	0.14	1		05/11/16 20:55	67-66-3	
Chloromethane	**17.8**	ug/L	1.0	0.080	1		05/11/16 20:55	74-87-3	
Dibromochloromethane	**1.0**	ug/L	1.0	0.21	1		05/11/16 20:55	124-48-1	
1,1-Dichloroethane	ND	ug/L	1.0	0.050	1		05/11/16 20:55	75-34-3	
1,2-Dichloroethane	ND	ug/L	1.0	0.12	1		05/11/16 20:55	107-06-2	
1,1-Dichloroethene	ND	ug/L	1.0	0.20	1		05/11/16 20:55	75-35-4	
cis-1,2-Dichloroethene	**2.6**	ug/L	1.0	0.080	1		05/11/16 20:55	156-59-2	
trans-1,2-Dichloroethene	**0.59J**	ug/L	1.0	0.20	1		05/11/16 20:55	156-60-5	
1,2-Dichloropropane	ND	ug/L	1.0	0.16	1		05/11/16 20:55	78-87-5	
cis-1,3-Dichloropropene	ND	ug/L	1.0	0.14	1		05/11/16 20:55	10061-01-5	
trans-1,3-Dichloropropene	ND	ug/L	1.0	0.12	1		05/11/16 20:55	10061-02-6	
Ethylbenzene	ND	ug/L	1.0	0.18	1		05/11/16 20:55	100-41-4	
2-Hexanone	ND	ug/L	10.0	1.2	1		05/11/16 20:55	591-78-6	
Methylene chloride	ND	ug/L	1.0	0.15	1		05/11/16 20:55	75-09-2	
4-Methyl-2-pentanone (MIBK)	ND	ug/L	10.0	0.42	1		05/11/16 20:55	108-10-1	
Styrene	ND	ug/L	1.0	0.12	1		05/11/16 20:55	100-42-5	
1,1,2,2-Tetrachloroethane	ND	ug/L	1.0	0.15	1		05/11/16 20:55	79-34-5	
Tetrachloroethene	ND	ug/L	1.0	0.10	1		05/11/16 20:55	127-18-4	
Toluene	ND	ug/L	1.0	0.17	1		05/11/16 20:55	108-88-3	
1,1,1-Trichloroethane	ND	ug/L	1.0	0.11	1		05/11/16 20:55	71-55-6	
1,1,2-Trichloroethane	ND	ug/L	1.0	0.20	1		05/11/16 20:55	79-00-5	
Trichloroethene	**139**	ug/L	1.0	0.17	1		05/11/16 20:55	79-01-6	
Vinyl chloride	ND	ug/L	1.0	0.13	1		05/11/16 20:55	75-01-4	
Xylene (Total)	ND	ug/L	3.0	0.42	1		05/11/16 20:55	1330-20-7	
Surrogates									
4-Bromofluorobenzene (S)	100	%	77-130		1		05/11/16 20:55	460-00-4	
1,2-Dichloroethane-d4 (S)	98	%	81-127		1		05/11/16 20:55	17060-07-0	
Toluene-d8 (S)	54	%	80-120		1		05/11/16 20:55	2037-26-5	S0,S8
Preservation pH	**1.0**		0.10	0.10	1		05/11/16 20:55		

REPORT OF LABORATORY ANALYSIS

This report shall not be reproduced, except in full,
without the written consent of Pace Analytical Services, Inc..

Pace Analytical Services, Inc.
9608 Loiret Blvd.
Lenexa, KS 66219
(913)599-5665

ANALYTICAL RESULTS

Project: FORT SMITH, AR
Pace Project No.: 60218387

Sample: IW-76-201605 **Lab ID: 60218387016** Collected: 05/04/16 09:15 Received: 05/05/16 05:06 Matrix: Water

Parameters	Results	Units	Report Limit	MDL	DF	Prepared	Analyzed	CAS No.	Qual
2320B Alkalinity	Analytical Method: SM 2320B								
Alkalinity,Bicarbonate (CaCO3)	ND	mg/L	20.0	2.0	1		05/16/16 09:24		
Alkalinity, Carbonate (CaCO3)	ND	mg/L	20.0	2.0	1		05/16/16 09:24		
Alkalinity, Total as CaCO3	ND	mg/L	20.0	2.0	1		05/16/16 09:24		
Iron, Ferric (Calculation)	Analytical Method: SM 3500-Fe B#4								
Iron, Ferric	**0.22**	mg/L	0.20		1		05/17/16 00:00	7439-89-6	
4500H+ pH, Electrometric	Analytical Method: SM 4500-H+B								
pH at 25 Degrees C	**5.0**	Std. Units	0.10	0.10	1		05/17/16 00:00		H6
4500S2D Sulfide, Total	Analytical Method: SM 4500-S-2 D								
Sulfide, Total	ND	mg/L	0.050	0.012	1		05/11/16 11:15	18496-25-8	
300.0 IC Anions 28 Days	Analytical Method: EPA 300.0								
Chloride	**353**	mg/L	50.0	25.0	50		05/10/16 22:03	16887-00-6	
Sulfate	**920**	mg/L	100	24.8	100		05/10/16 22:19	14808-79-8	
350.1 Ammonia	Analytical Method: EPA 350.1								
Nitrogen, Ammonia	ND	mg/L	0.10	0.046	1		05/09/16 19:05	7664-41-7	
353.2 Nitrogen, NO2/NO3 unpres	Analytical Method: EPA 353.2								
Nitrogen, Nitrate	**1.3**	mg/L	0.10	0.012	1		05/05/16 11:59		
Nitrogen, Nitrite	ND	mg/L	0.10	0.010	1		05/05/16 11:59		
Nitrogen, NO2 plus NO3	**1.3**	mg/L	0.10	0.012	1		05/05/16 11:59		
Total Carbon Dioxide Calc	Analytical Method: SM 4500-CO2 D								
Carbon Dioxide Calculation	ND	mg/L	20.0	20.0	1		05/17/16 00:00		
5310C TOC	Analytical Method: SM 5310C								
Total Organic Carbon	**0.69J**	mg/L	1.0	0.054	1		05/11/16 17:13	7440-44-0	B
SM4500P-E, Total Phosphorus	Analytical Method: SM 4500-P E Preparation Method: SM4500-P B								
Phosphate as P04	**0.18**	mg/L	0.030	0.010	1	05/16/16 07:17	05/16/16 12:37		

REPORT OF LABORATORY ANALYSIS

This report shall not be reproduced, except in full,
without the written consent of Pace Analytical Services, Inc..

Pace Analytical Services, Inc.
9608 Loiret Blvd.
Lenexa, KS 66219
(913)599-5665

ANALYTICAL RESULTS

Project: FORT SMITH, AR
Pace Project No.: 60218387

Sample: MW-185-201605 **Lab ID: 60218387017** Collected: 05/04/16 08:44 Received: 05/05/16 05:06 Matrix: Water

Parameters	Results	Units	Report Limit	MDL	DF	Prepared	Analyzed	CAS No.	Qual
Alcohol by Direct Inject GCFID	Analytical Method: EPA 8015 - Alcohol								
2-Chloroethanol	ND	ug/L	10000	1530	1		05/11/16 20:29	107-07-3	
6010 MET ICP	Analytical Method: EPA 6010 Preparation Method: EPA 3010								
Iron	**1820**	ug/L	50.0	8.8	1	05/05/16 15:40	05/06/16 13:20	7439-89-6	
Manganese	**62.1**	ug/L	5.0	0.25	1	05/05/16 15:40	05/06/16 13:20	7439-96-5	
8260 MSV	Analytical Method: EPA 5030B/8260								
Acetone	ND	ug/L	10.0	1.9	1		05/10/16 21:27	67-64-1	
Benzene	ND	ug/L	1.0	0.060	1		05/10/16 21:27	71-43-2	
Bromodichloromethane	ND	ug/L	1.0	0.19	1		05/10/16 21:27	75-27-4	
Bromoform	ND	ug/L	1.0	0.070	1		05/10/16 21:27	75-25-2	
Bromomethane	ND	ug/L	5.0	0.16	1		05/10/16 21:27	74-83-9	
2-Butanone (MEK)	ND	ug/L	10.0	0.59	1		05/10/16 21:27	78-93-3	
Carbon disulfide	ND	ug/L	5.0	0.12	1		05/10/16 21:27	75-15-0	
Carbon tetrachloride	ND	ug/L	1.0	0.18	1		05/10/16 21:27	56-23-5	
Chlorobenzene	ND	ug/L	1.0	0.21	1		05/10/16 21:27	108-90-7	
Chloroethane	ND	ug/L	1.0	0.15	1		05/10/16 21:27	75-00-3	
Chloroform	ND	ug/L	1.0	0.14	1		05/10/16 21:27	67-66-3	
Chloromethane	ND	ug/L	1.0	0.080	1		05/10/16 21:27	74-87-3	
Dibromochloromethane	ND	ug/L	1.0	0.21	1		05/10/16 21:27	124-48-1	
1,1-Dichloroethane	ND	ug/L	1.0	0.050	1		05/10/16 21:27	75-34-3	
1,2-Dichloroethane	ND	ug/L	1.0	0.12	1		05/10/16 21:27	107-06-2	
1,1-Dichloroethene	ND	ug/L	1.0	0.20	1		05/10/16 21:27	75-35-4	
cis-1,2-Dichloroethene	ND	ug/L	1.0	0.080	1		05/10/16 21:27	156-59-2	
trans-1,2-Dichloroethene	ND	ug/L	1.0	0.20	1		05/10/16 21:27	156-60-5	
1,2-Dichloropropane	ND	ug/L	1.0	0.16	1		05/10/16 21:27	78-87-5	
cis-1,3-Dichloropropene	ND	ug/L	1.0	0.14	1		05/10/16 21:27	10061-01-5	
trans-1,3-Dichloropropene	ND	ug/L	1.0	0.12	1		05/10/16 21:27	10061-02-6	
Ethylbenzene	ND	ug/L	1.0	0.18	1		05/10/16 21:27	100-41-4	
2-Hexanone	ND	ug/L	10.0	1.2	1		05/10/16 21:27	591-78-6	
Methylene chloride	ND	ug/L	1.0	0.15	1		05/10/16 21:27	75-09-2	
4-Methyl-2-pentanone (MIBK)	ND	ug/L	10.0	0.42	1		05/10/16 21:27	108-10-1	
Styrene	ND	ug/L	1.0	0.12	1		05/10/16 21:27	100-42-5	
1,1,2,2-Tetrachloroethane	ND	ug/L	1.0	0.15	1		05/10/16 21:27	79-34-5	
Tetrachloroethene	ND	ug/L	1.0	0.10	1		05/10/16 21:27	127-18-4	
Toluene	ND	ug/L	1.0	0.17	1		05/10/16 21:27	108-88-3	
1,1,1-Trichloroethane	ND	ug/L	1.0	0.11	1		05/10/16 21:27	71-55-6	
1,1,2-Trichloroethane	ND	ug/L	1.0	0.20	1		05/10/16 21:27	79-00-5	
Trichloroethene	ND	ug/L	1.0	0.17	1		05/10/16 21:27	79-01-6	
Vinyl chloride	ND	ug/L	1.0	0.13	1		05/10/16 21:27	75-01-4	
Xylene (Total)	ND	ug/L	3.0	0.42	1		05/10/16 21:27	1330-20-7	
Surrogates									
4-Bromofluorobenzene (S)	97	%	77-130		1		05/10/16 21:27	460-00-4	
1,2-Dichloroethane-d4 (S)	96	%	81-127		1		05/10/16 21:27	17060-07-0	
Toluene-d8 (S)	96	%	80-120		1		05/10/16 21:27	2037-26-5	
Preservation pH	**1.0**		0.10	0.10	1		05/10/16 21:27		

REPORT OF LABORATORY ANALYSIS

This report shall not be reproduced, except in full,
without the written consent of Pace Analytical Services, Inc..

Pace Analytical Services, Inc.
9608 Loiret Blvd.
Lenexa, KS 66219
(913)599-5665

ANALYTICAL RESULTS

Project: FORT SMITH, AR
Pace Project No.: 60218387

Sample: MW-185-201605 **Lab ID: 60218387017** Collected: 05/04/16 08:44 Received: 05/05/16 05:06 Matrix: Water

Parameters	Results	Units	Report Limit	MDL	DF	Prepared	Analyzed	CAS No.	Qual
2320B Alkalinity	Analytical Method: SM 2320B								
Alkalinity,Bicarbonate (CaCO3)	**52.9**	mg/L	20.0	2.0	1		05/16/16 09:24		
Alkalinity, Carbonate (CaCO3)	ND	mg/L	20.0	2.0	1		05/16/16 09:24		
Alkalinity, Total as CaCO3	**52.9**	mg/L	20.0	2.0	1		05/16/16 09:24		
Iron, Ferric (Calculation)	Analytical Method: SM 3500-Fe B#4								
Iron, Ferric	**1.8**	mg/L	0.20		1		05/17/16 00:00	7439-89-6	
4500H+ pH, Electrometric	Analytical Method: SM 4500-H+B								
pH at 25 Degrees C	**6.6**	Std. Units	0.10	0.10	1		05/17/16 00:00		H6
4500S2D Sulfide, Total	Analytical Method: SM 4500-S-2 D								
Sulfide, Total	ND	mg/L	0.050	0.012	1		05/11/16 11:15	18496-25-8	
300.0 IC Anions 28 Days	Analytical Method: EPA 300.0								
Chloride	**8.0**	mg/L	1.0	0.50	1		05/10/16 23:07	16887-00-6	
Sulfate	**7.9**	mg/L	1.0	0.25	1		05/10/16 23:07	14808-79-8	
350.1 Ammonia	Analytical Method: EPA 350.1								
Nitrogen, Ammonia	ND	mg/L	0.10	0.046	1		05/09/16 19:07	7664-41-7	
353.2 Nitrogen, NO2/NO3 unpres	Analytical Method: EPA 353.2								
Nitrogen, Nitrate	**0.95**	mg/L	0.10	0.012	1		05/05/16 11:55		
Nitrogen, Nitrite	ND	mg/L	0.10	0.010	1		05/05/16 11:55		
Nitrogen, NO2 plus NO3	**0.95**	mg/L	0.10	0.012	1		05/05/16 11:55		
Total Carbon Dioxide Calc	Analytical Method: SM 4500-CO2 D								
Carbon Dioxide Calculation	**71.4**	mg/L	20.0	20.0	1		05/17/16 00:00		
5310C TOC	Analytical Method: SM 5310C								
Total Organic Carbon	**0.43J**	mg/L	1.0	0.054	1		05/13/16 00:23	7440-44-0	B
SM4500P-E, Total Phosphorus	Analytical Method: SM 4500-P E Preparation Method: SM4500-P B								
Phosphate as P04	**0.21**	mg/L	0.030	0.010	1	05/16/16 07:17	05/16/16 12:37		

REPORT OF LABORATORY ANALYSIS

This report shall not be reproduced, except in full,
without the written consent of Pace Analytical Services, Inc..

Pace Analytical Services, Inc.
9608 Loiret Blvd.
Lenexa, KS 66219
(913)599-5665

ANALYTICAL RESULTS

Project: FORT SMITH, AR
Pace Project No.: 60218387

Sample: MW-27-201605 **Lab ID: 60218387018** Collected: 05/04/16 10:30 Received: 05/05/16 05:06 Matrix: Water

Parameters	Results	Units	Report Limit	MDL	DF	Prepared	Analyzed	CAS No.	Qual
Alcohol by Direct Inject GCFID	Analytical Method: EPA 8015 - Alcohol								
2-Chloroethanol	ND	ug/L	10000	1530	1		05/11/16 20:40	107-07-3	
6010 MET ICP	Analytical Method: EPA 6010 Preparation Method: EPA 3010								
Iron	**1780**	ug/L	50.0	8.8	1	05/05/16 15:40	05/06/16 13:22	7439-89-6	
Manganese	**31.0**	ug/L	5.0	0.25	1	05/05/16 15:40	05/06/16 13:22	7439-96-5	
8260 MSV	Analytical Method: EPA 5030B/8260								
Acetone	ND	ug/L	10.0	1.9	1		05/10/16 21:41	67-64-1	
Benzene	ND	ug/L	1.0	0.060	1		05/10/16 21:41	71-43-2	
Bromodichloromethane	ND	ug/L	1.0	0.19	1		05/10/16 21:41	75-27-4	
Bromoform	ND	ug/L	1.0	0.070	1		05/10/16 21:41	75-25-2	
Bromomethane	ND	ug/L	5.0	0.16	1		05/10/16 21:41	74-83-9	
2-Butanone (MEK)	ND	ug/L	10.0	0.59	1		05/10/16 21:41	78-93-3	
Carbon disulfide	ND	ug/L	5.0	0.12	1		05/10/16 21:41	75-15-0	
Carbon tetrachloride	ND	ug/L	1.0	0.18	1		05/10/16 21:41	56-23-5	
Chlorobenzene	ND	ug/L	1.0	0.21	1		05/10/16 21:41	108-90-7	
Chloroethane	ND	ug/L	1.0	0.15	1		05/10/16 21:41	75-00-3	
Chloroform	ND	ug/L	1.0	0.14	1		05/10/16 21:41	67-66-3	
Chloromethane	ND	ug/L	1.0	0.080	1		05/10/16 21:41	74-87-3	
Dibromochloromethane	ND	ug/L	1.0	0.21	1		05/10/16 21:41	124-48-1	
1,1-Dichloroethane	ND	ug/L	1.0	0.050	1		05/10/16 21:41	75-34-3	
1,2-Dichloroethane	ND	ug/L	1.0	0.12	1		05/10/16 21:41	107-06-2	
1,1-Dichloroethene	ND	ug/L	1.0	0.20	1		05/10/16 21:41	75-35-4	
cis-1,2-Dichloroethene	**0.18J**	ug/L	1.0	0.080	1		05/10/16 21:41	156-59-2	
trans-1,2-Dichloroethene	ND	ug/L	1.0	0.20	1		05/10/16 21:41	156-60-5	
1,2-Dichloropropane	ND	ug/L	1.0	0.16	1		05/10/16 21:41	78-87-5	
cis-1,3-Dichloropropene	ND	ug/L	1.0	0.14	1		05/10/16 21:41	10061-01-5	
trans-1,3-Dichloropropene	ND	ug/L	1.0	0.12	1		05/10/16 21:41	10061-02-6	
Ethylbenzene	ND	ug/L	1.0	0.18	1		05/10/16 21:41	100-41-4	
2-Hexanone	ND	ug/L	10.0	1.2	1		05/10/16 21:41	591-78-6	
Methylene chloride	ND	ug/L	1.0	0.15	1		05/10/16 21:41	75-09-2	
4-Methyl-2-pentanone (MIBK)	ND	ug/L	10.0	0.42	1		05/10/16 21:41	108-10-1	
Styrene	ND	ug/L	1.0	0.12	1		05/10/16 21:41	100-42-5	
1,1,2,2-Tetrachloroethane	ND	ug/L	1.0	0.15	1		05/10/16 21:41	79-34-5	
Tetrachloroethene	ND	ug/L	1.0	0.10	1		05/10/16 21:41	127-18-4	
Toluene	ND	ug/L	1.0	0.17	1		05/10/16 21:41	108-88-3	
1,1,1-Trichloroethane	ND	ug/L	1.0	0.11	1		05/10/16 21:41	71-55-6	
1,1,2-Trichloroethane	ND	ug/L	1.0	0.20	1		05/10/16 21:41	79-00-5	
Trichloroethene	**0.35J**	ug/L	1.0	0.17	1		05/10/16 21:41	79-01-6	
Vinyl chloride	ND	ug/L	1.0	0.13	1		05/10/16 21:41	75-01-4	
Xylene (Total)	ND	ug/L	3.0	0.42	1		05/10/16 21:41	1330-20-7	
Surrogates									
4-Bromofluorobenzene (S)	98	%	77-130		1		05/10/16 21:41	460-00-4	
1,2-Dichloroethane-d4 (S)	98	%	81-127		1		05/10/16 21:41	17060-07-0	
Toluene-d8 (S)	96	%	80-120		1		05/10/16 21:41	2037-26-5	
Preservation pH	**1.0**		0.10	0.10	1		05/10/16 21:41		

REPORT OF LABORATORY ANALYSIS

This report shall not be reproduced, except in full,
without the written consent of Pace Analytical Services, Inc..

Pace Analytical Services, Inc.
9608 Loiret Blvd.
Lenexa, KS 66219
(913)599-5665

ANALYTICAL RESULTS

Project: FORT SMITH, AR
Pace Project No.: 60218387

Sample: MW-27-201605 **Lab ID: 60218387018** Collected: 05/04/16 10:30 Received: 05/05/16 05:06 Matrix: Water

Parameters	Results	Units	Report Limit	MDL	DF	Prepared	Analyzed	CAS No.	Qual
2320B Alkalinity	Analytical Method: SM 2320B								
Alkalinity,Bicarbonate (CaCO3)	**39.0**	mg/L	20.0	2.0	1		05/16/16 09:24		
Alkalinity, Carbonate (CaCO3)	ND	mg/L	20.0	2.0	1		05/16/16 09:24		
Alkalinity, Total as CaCO3	**39.0**	mg/L	20.0	2.0	1		05/16/16 09:24		
Iron, Ferric (Calculation)	Analytical Method: SM 3500-Fe B#4								
Iron, Ferric	**1.8**	mg/L	0.20		1		05/17/16 00:00	7439-89-6	
4500H+ pH, Electrometric	Analytical Method: SM 4500-H+B								
pH at 25 Degrees C	**6.4**	Std. Units	0.10	0.10	1		05/17/16 00:00		H6
4500S2D Sulfide, Total	Analytical Method: SM 4500-S-2 D								
Sulfide, Total	ND	mg/L	0.050	0.012	1		05/11/16 11:16	18496-25-8	
300.0 IC Anions 28 Days	Analytical Method: EPA 300.0								
Chloride	**18.4**	mg/L	1.0	0.50	1		05/10/16 23:23	16887-00-6	
Sulfate	**7.9**	mg/L	1.0	0.25	1		05/10/16 23:23	14808-79-8	
350.1 Ammonia	Analytical Method: EPA 350.1								
Nitrogen, Ammonia	ND	mg/L	0.10	0.046	1		05/09/16 19:08	7664-41-7	
353.2 Nitrogen, NO2/NO3 unpres	Analytical Method: EPA 353.2								
Nitrogen, Nitrate	**0.39**	mg/L	0.10	0.012	1		05/05/16 12:04		
Nitrogen, Nitrite	ND	mg/L	0.10	0.010	1		05/05/16 12:04		
Nitrogen, NO2 plus NO3	**0.39**	mg/L	0.10	0.012	1		05/05/16 12:04		
Total Carbon Dioxide Calc	Analytical Method: SM 4500-CO2 D								
Carbon Dioxide Calculation	**69.1**	mg/L	20.0	20.0	1		05/17/16 00:00		
5310C TOC	Analytical Method: SM 5310C								
Total Organic Carbon	**1.7**	mg/L	1.0	0.054	1		05/11/16 17:25	7440-44-0	B
SM4500P-E, Total Phosphorus	Analytical Method: SM 4500-P E Preparation Method: SM4500-P B								
Phosphate as P04	**0.18**	mg/L	0.030	0.010	1	05/16/16 07:17	05/16/16 12:37		

REPORT OF LABORATORY ANALYSIS

This report shall not be reproduced, except in full,
without the written consent of Pace Analytical Services, Inc..

Pace Analytical Services, Inc.
9608 Loiret Blvd.
Lenexa, KS 66219
(913)599-5665

ANALYTICAL RESULTS

Project: FORT SMITH, AR
Pace Project No.: 60218387

Sample: MW-91-201605 **Lab ID: 60218387019** Collected: 05/04/16 16:30 Received: 05/05/16 05:06 Matrix: Water

Parameters	Results	Units	Report Limit	MDL	DF	Prepared	Analyzed	CAS No.	Qual
Alcohol by Direct Inject GCFID	Analytical Method: EPA 8015 - Alcohol								
2-Chloroethanol	ND	ug/L	10000	1530	1		05/11/16 20:51	107-07-3	
6010 MET ICP	Analytical Method: EPA 6010 Preparation Method: EPA 3010								
Iron	**887**	ug/L	50.0	8.8	1	05/05/16 15:40	05/06/16 13:29	7439-89-6	
Manganese	**364**	ug/L	5.0	0.25	1	05/05/16 15:40	05/06/16 13:29	7439-96-5	
8260 MSV	Analytical Method: EPA 5030B/8260								
Acetone	ND	ug/L	10.0	1.9	1		05/11/16 00:19	67-64-1	
Benzene	**0.10J**	ug/L	1.0	0.060	1		05/11/16 00:19	71-43-2	
Bromodichloromethane	ND	ug/L	1.0	0.19	1		05/11/16 00:19	75-27-4	
Bromoform	ND	ug/L	1.0	0.070	1		05/11/16 00:19	75-25-2	
Bromomethane	ND	ug/L	5.0	0.16	1		05/11/16 00:19	74-83-9	
2-Butanone (MEK)	ND	ug/L	10.0	0.59	1		05/11/16 00:19	78-93-3	
Carbon disulfide	ND	ug/L	5.0	0.12	1		05/11/16 00:19	75-15-0	
Carbon tetrachloride	ND	ug/L	1.0	0.18	1		05/11/16 00:19	56-23-5	
Chlorobenzene	ND	ug/L	1.0	0.21	1		05/11/16 00:19	108-90-7	
Chloroethane	ND	ug/L	1.0	0.15	1		05/11/16 00:19	75-00-3	
Chloroform	**0.27J**	ug/L	1.0	0.14	1		05/11/16 00:19	67-66-3	B
Chloromethane	ND	ug/L	1.0	0.080	1		05/11/16 00:19	74-87-3	
Dibromochloromethane	ND	ug/L	1.0	0.21	1		05/11/16 00:19	124-48-1	
1,1-Dichloroethane	**1.5**	ug/L	1.0	0.050	1		05/11/16 00:19	75-34-3	
1,2-Dichloroethane	ND	ug/L	1.0	0.12	1		05/11/16 00:19	107-06-2	
1,1-Dichloroethene	**4.4**	ug/L	1.0	0.20	1		05/11/16 00:19	75-35-4	
cis-1,2-Dichloroethene	**37.8**	ug/L	1.0	0.080	1		05/11/16 00:19	156-59-2	
trans-1,2-Dichloroethene	**0.44J**	ug/L	1.0	0.20	1		05/11/16 00:19	156-60-5	
1,2-Dichloropropane	ND	ug/L	1.0	0.16	1		05/11/16 00:19	78-87-5	
cis-1,3-Dichloropropene	ND	ug/L	1.0	0.14	1		05/11/16 00:19	10061-01-5	
trans-1,3-Dichloropropene	ND	ug/L	1.0	0.12	1		05/11/16 00:19	10061-02-6	
Ethylbenzene	ND	ug/L	1.0	0.18	1		05/11/16 00:19	100-41-4	
2-Hexanone	ND	ug/L	10.0	1.2	1		05/11/16 00:19	591-78-6	
Methylene chloride	ND	ug/L	1.0	0.15	1		05/11/16 00:19	75-09-2	
4-Methyl-2-pentanone (MIBK)	ND	ug/L	10.0	0.42	1		05/11/16 00:19	108-10-1	
Styrene	ND	ug/L	1.0	0.12	1		05/11/16 00:19	100-42-5	
1,1,2,2-Tetrachloroethane	ND	ug/L	1.0	0.15	1		05/11/16 00:19	79-34-5	
Tetrachloroethene	**1.8**	ug/L	1.0	0.10	1		05/11/16 00:19	127-18-4	
Toluene	ND	ug/L	1.0	0.17	1		05/11/16 00:19	108-88-3	
1,1,1-Trichloroethane	ND	ug/L	1.0	0.11	1		05/11/16 00:19	71-55-6	
1,1,2-Trichloroethane	ND	ug/L	1.0	0.20	1		05/11/16 00:19	79-00-5	
Trichloroethene	**530**	ug/L	10.0	1.7	10		05/11/16 00:33	79-01-6	
Vinyl chloride	**0.23J**	ug/L	1.0	0.13	1		05/11/16 00:19	75-01-4	
Xylene (Total)	ND	ug/L	3.0	0.42	1		05/11/16 00:19	1330-20-7	
Surrogates									
4-Bromofluorobenzene (S)	98	%	77-130		1		05/11/16 00:19	460-00-4	
1,2-Dichloroethane-d4 (S)	96	%	81-127		1		05/11/16 00:19	17060-07-0	
Toluene-d8 (S)	94	%	80-120		1		05/11/16 00:19	2037-26-5	
Preservation pH	**1.0**		0.10	0.10	1		05/11/16 00:19		

REPORT OF LABORATORY ANALYSIS

This report shall not be reproduced, except in full,
without the written consent of Pace Analytical Services, Inc..

Pace Analytical Services, Inc.
9608 Loiret Blvd.
Lenexa, KS 66219
(913)599-5665

ANALYTICAL RESULTS

Project: FORT SMITH, AR
Pace Project No.: 60218387

Sample: MW-91-201605 **Lab ID: 60218387019** Collected: 05/04/16 16:30 Received: 05/05/16 05:06 Matrix: Water

Parameters	Results	Units	Report Limit	MDL	DF	Prepared	Analyzed	CAS No.	Qual
2320B Alkalinity	Analytical Method: SM 2320B								
Alkalinity,Bicarbonate (CaCO3)	**39.9**	mg/L	20.0	2.0	1		05/16/16 09:24		
Alkalinity, Carbonate (CaCO3)	ND	mg/L	20.0	2.0	1		05/16/16 09:24		
Alkalinity, Total as CaCO3	**39.9**	mg/L	20.0	2.0	1		05/16/16 09:24		
Iron, Ferric (Calculation)	Analytical Method: SM 3500-Fe B#4								
Iron, Ferric	**0.89**	mg/L	0.20		1		05/17/16 00:00	7439-89-6	
4500H+ pH, Electrometric	Analytical Method: SM 4500-H+B								
pH at 25 Degrees C	**6.0**	Std. Units	0.10	0.10	1		05/17/16 00:00		H6
4500S2D Sulfide, Total	Analytical Method: SM 4500-S-2 D								
Sulfide, Total	ND	mg/L	0.050	0.012	1		05/11/16 11:16	18496-25-8	
300.0 IC Anions 28 Days	Analytical Method: EPA 300.0								
Chloride	**47.4**	mg/L	5.0	2.5	5		05/11/16 00:10	16887-00-6	
Sulfate	**11.2**	mg/L	1.0	0.25	1		05/10/16 23:54	14808-79-8	
350.1 Ammonia	Analytical Method: EPA 350.1								
Nitrogen, Ammonia	**0.057J**	mg/L	0.10	0.046	1		05/09/16 19:18	7664-41-7	
353.2 Nitrogen, NO2/NO3 unpres	Analytical Method: EPA 353.2								
Nitrogen, Nitrate	**3.9**	mg/L	0.10	0.012	1		05/05/16 16:46		
Nitrogen, Nitrite	ND	mg/L	0.10	0.010	1		05/05/16 16:46		
Nitrogen, NO2 plus NO3	**3.9**	mg/L	0.10	0.012	1		05/05/16 16:46		
Total Carbon Dioxide Calc	Analytical Method: SM 4500-CO2 D								
Carbon Dioxide Calculation	**123**	mg/L	20.0	20.0	1		05/17/16 00:00		
5310C TOC	Analytical Method: SM 5310C								
Total Organic Carbon	**0.91J**	mg/L	1.0	0.054	1		05/11/16 17:38	7440-44-0	B
SM4500P-E, Total Phosphorus	Analytical Method: SM 4500-P E Preparation Method: SM4500-P B								
Phosphate as P04	**0.066**	mg/L	0.030	0.010	1	05/16/16 07:17	05/16/16 12:37		

REPORT OF LABORATORY ANALYSIS

This report shall not be reproduced, except in full,
without the written consent of Pace Analytical Services, Inc..

Pace Analytical Services, Inc.
9608 Loiret Blvd.
Lenexa, KS 66219
(913)599-5665

ANALYTICAL RESULTS

Project: FORT SMITH, AR
Pace Project No.: 60218387

Sample: MW-90-201605 **Lab ID: 60218387020** Collected: 05/04/16 16:25 Received: 05/05/16 05:06 Matrix: Water

Parameters	Results	Units	Report Limit	MDL	DF	Prepared	Analyzed	CAS No.	Qual
Alcohol by Direct Inject GCFID	Analytical Method: EPA 8015 - Alcohol								
2-Chloroethanol	ND	ug/L	10000	1530	1		05/11/16 21:02	107-07-3	
6010 MET ICP	Analytical Method: EPA 6010 Preparation Method: EPA 3010								
Iron	**429**	ug/L	50.0	8.8	1	05/05/16 15:40	05/06/16 13:32	7439-89-6	
Manganese	**71.2**	ug/L	5.0	0.25	1	05/05/16 15:40	05/06/16 13:32	7439-96-5	
8260 MSV	Analytical Method: EPA 5030B/8260								
Acetone	**5.0J**	ug/L	10.0	1.9	1		05/10/16 21:55	67-64-1	M1,R1
Benzene	ND	ug/L	1.0	0.060	1		05/10/16 21:55	71-43-2	
Bromodichloromethane	ND	ug/L	1.0	0.19	1		05/10/16 21:55	75-27-4	
Bromoform	ND	ug/L	1.0	0.070	1		05/10/16 21:55	75-25-2	
Bromomethane	ND	ug/L	5.0	0.16	1		05/10/16 21:55	74-83-9	
2-Butanone (MEK)	ND	ug/L	10.0	0.59	1		05/10/16 21:55	78-93-3	
Carbon disulfide	**0.23J**	ug/L	5.0	0.12	1		05/10/16 21:55	75-15-0	
Carbon tetrachloride	ND	ug/L	1.0	0.18	1		05/10/16 21:55	56-23-5	
Chlorobenzene	ND	ug/L	1.0	0.21	1		05/10/16 21:55	108-90-7	
Chloroethane	ND	ug/L	1.0	0.15	1		05/10/16 21:55	75-00-3	
Chloroform	ND	ug/L	1.0	0.14	1		05/10/16 21:55	67-66-3	
Chloromethane	ND	ug/L	1.0	0.080	1		05/10/16 21:55	74-87-3	
Dibromochloromethane	ND	ug/L	1.0	0.21	1		05/10/16 21:55	124-48-1	
1,1-Dichloroethane	ND	ug/L	1.0	0.050	1		05/10/16 21:55	75-34-3	
1,2-Dichloroethane	ND	ug/L	1.0	0.12	1		05/10/16 21:55	107-06-2	
1,1-Dichloroethene	ND	ug/L	1.0	0.20	1		05/10/16 21:55	75-35-4	
cis-1,2-Dichloroethene	ND	ug/L	1.0	0.080	1		05/10/16 21:55	156-59-2	
trans-1,2-Dichloroethene	ND	ug/L	1.0	0.20	1		05/10/16 21:55	156-60-5	
1,2-Dichloropropane	ND	ug/L	1.0	0.16	1		05/10/16 21:55	78-87-5	
cis-1,3-Dichloropropene	ND	ug/L	1.0	0.14	1		05/10/16 21:55	10061-01-5	
trans-1,3-Dichloropropene	ND	ug/L	1.0	0.12	1		05/10/16 21:55	10061-02-6	
Ethylbenzene	ND	ug/L	1.0	0.18	1		05/10/16 21:55	100-41-4	
2-Hexanone	ND	ug/L	10.0	1.2	1		05/10/16 21:55	591-78-6	
Methylene chloride	ND	ug/L	1.0	0.15	1		05/10/16 21:55	75-09-2	
4-Methyl-2-pentanone (MIBK)	ND	ug/L	10.0	0.42	1		05/10/16 21:55	108-10-1	
Styrene	ND	ug/L	1.0	0.12	1		05/10/16 21:55	100-42-5	
1,1,2,2-Tetrachloroethane	ND	ug/L	1.0	0.15	1		05/10/16 21:55	79-34-5	
Tetrachloroethene	ND	ug/L	1.0	0.10	1		05/10/16 21:55	127-18-4	
Toluene	ND	ug/L	1.0	0.17	1		05/10/16 21:55	108-88-3	
1,1,1-Trichloroethane	ND	ug/L	1.0	0.11	1		05/10/16 21:55	71-55-6	
1,1,2-Trichloroethane	ND	ug/L	1.0	0.20	1		05/10/16 21:55	79-00-5	
Trichloroethene	ND	ug/L	1.0	0.17	1		05/10/16 21:55	79-01-6	
Vinyl chloride	ND	ug/L	1.0	0.13	1		05/10/16 21:55	75-01-4	
Xylene (Total)	ND	ug/L	3.0	0.42	1		05/10/16 21:55	1330-20-7	
Surrogates									
4-Bromofluorobenzene (S)	96	%	77-130		1		05/10/16 21:55	460-00-4	
1,2-Dichloroethane-d4 (S)	100	%	81-127		1		05/10/16 21:55	17060-07-0	
Toluene-d8 (S)	96	%	80-120		1		05/10/16 21:55	2037-26-5	
Preservation pH	**1.0**		0.10	0.10	1		05/10/16 21:55		

REPORT OF LABORATORY ANALYSIS

This report shall not be reproduced, except in full,
without the written consent of Pace Analytical Services, Inc..

Pace Analytical Services, Inc.
9608 Loiret Blvd.
Lenexa, KS 66219
(913)599-5665

ANALYTICAL RESULTS

Project: FORT SMITH, AR
Pace Project No.: 60218387

Sample: MW-90-201605 **Lab ID: 60218387020** Collected: 05/04/16 16:25 Received: 05/05/16 05:06 Matrix: Water

Parameters	Results	Units	Report Limit	MDL	DF	Prepared	Analyzed	CAS No.	Qual
2320B Alkalinity	Analytical Method: SM 2320B								
Alkalinity,Bicarbonate (CaCO3)	**117**	mg/L	20.0	2.0	1		05/16/16 09:24		
Alkalinity, Carbonate (CaCO3)	ND	mg/L	20.0	2.0	1		05/16/16 09:24		
Alkalinity, Total as CaCO3	**117**	mg/L	20.0	2.0	1		05/16/16 09:24		
Iron, Ferric (Calculation)	Analytical Method: SM 3500-Fe B#4								
Iron, Ferric	**0.43**	mg/L	0.20		1		05/17/16 00:00	7439-89-6	
4500H+ pH, Electrometric	Analytical Method: SM 4500-H+B								
pH at 25 Degrees C	**6.3**	Std. Units	0.10	0.10	1		05/17/16 00:00		H6
4500S2D Sulfide, Total	Analytical Method: SM 4500-S-2 D								
Sulfide, Total	ND	mg/L	0.050	0.012	1		05/11/16 11:16	18496-25-8	
300.0 IC Anions 28 Days	Analytical Method: EPA 300.0								
Chloride	**105**	mg/L	10.0	5.0	10		05/11/16 00:58	16887-00-6	
Sulfate	**20.7**	mg/L	2.0	0.50	2		05/11/16 00:26	14808-79-8	
350.1 Ammonia	Analytical Method: EPA 350.1								
Nitrogen, Ammonia	ND	mg/L	0.10	0.046	1		05/09/16 19:20	7664-41-7	
353.2 Nitrogen, NO2/NO3 unpres	Analytical Method: EPA 353.2								
Nitrogen, Nitrate	ND	mg/L	0.10	0.012	1		05/05/16 16:44		
Nitrogen, Nitrite	ND	mg/L	0.10	0.010	1		05/05/16 16:44		
Nitrogen, NO2 plus NO3	ND	mg/L	0.10	0.012	1		05/05/16 16:44		
Total Carbon Dioxide Calc	Analytical Method: SM 4500-CO2 D								
Carbon Dioxide Calculation	**224**	mg/L	20.0	20.0	1		05/17/16 00:00		
5310C TOC	Analytical Method: SM 5310C								
Total Organic Carbon	**2.5**	mg/L	1.0	0.054	1		05/11/16 17:51	7440-44-0	B
SM4500P-E, Total Phosphorus	Analytical Method: SM 4500-P E Preparation Method: SM4500-P B								
Phosphate as P04	**0.069**	mg/L	0.030	0.010	1	05/16/16 07:17	05/16/16 12:38		

REPORT OF LABORATORY ANALYSIS

This report shall not be reproduced, except in full,
without the written consent of Pace Analytical Services, Inc..

Pace Analytical Services, Inc.
9608 Loiret Blvd.
Lenexa, KS 66219
(913)599-5665

ANALYTICAL RESULTS

Project: FORT SMITH, AR
Pace Project No.: 60218387

Sample: MW-28-201605 **Lab ID: 60218387021** Collected: 05/04/16 13:50 Received: 05/05/16 05:06 Matrix: Water

Parameters	Results	Units	Report Limit	MDL	DF	Prepared	Analyzed	CAS No.	Qual
Alcohol by Direct Inject GCFID	Analytical Method: EPA 8015 - Alcohol								
2-Chloroethanol	ND	ug/L	10000	1530	1		05/11/16 10:41	107-07-3	
6010 MET ICP	Analytical Method: EPA 6010 Preparation Method: EPA 3010								
Iron	**167**	ug/L	50.0	8.8	1	05/05/16 15:45	05/06/16 13:17	7439-89-6	
Manganese	**43.1**	ug/L	5.0	0.25	1	05/05/16 15:45	05/06/16 13:17	7439-96-5	
8260 MSV	Analytical Method: EPA 5030B/8260								
Acetone	ND	ug/L	10.0	1.9	1		05/10/16 22:10	67-64-1	
Benzene	ND	ug/L	1.0	0.060	1		05/10/16 22:10	71-43-2	
Bromodichloromethane	ND	ug/L	1.0	0.19	1		05/10/16 22:10	75-27-4	
Bromoform	ND	ug/L	1.0	0.070	1		05/10/16 22:10	75-25-2	
Bromomethane	ND	ug/L	5.0	0.16	1		05/10/16 22:10	74-83-9	
2-Butanone (MEK)	ND	ug/L	10.0	0.59	1		05/10/16 22:10	78-93-3	
Carbon disulfide	ND	ug/L	5.0	0.12	1		05/10/16 22:10	75-15-0	
Carbon tetrachloride	ND	ug/L	1.0	0.18	1		05/10/16 22:10	56-23-5	
Chlorobenzene	ND	ug/L	1.0	0.21	1		05/10/16 22:10	108-90-7	
Chloroethane	ND	ug/L	1.0	0.15	1		05/10/16 22:10	75-00-3	
Chloroform	ND	ug/L	1.0	0.14	1		05/10/16 22:10	67-66-3	R1
Chloromethane	ND	ug/L	1.0	0.080	1		05/10/16 22:10	74-87-3	
Dibromochloromethane	ND	ug/L	1.0	0.21	1		05/10/16 22:10	124-48-1	
1,1-Dichloroethane	ND	ug/L	1.0	0.050	1		05/10/16 22:10	75-34-3	R1
1,2-Dichloroethane	ND	ug/L	1.0	0.12	1		05/10/16 22:10	107-06-2	
1,1-Dichloroethene	ND	ug/L	1.0	0.20	1		05/10/16 22:10	75-35-4	
cis-1,2-Dichloroethene	ND	ug/L	1.0	0.080	1		05/10/16 22:10	156-59-2	
trans-1,2-Dichloroethene	ND	ug/L	1.0	0.20	1		05/10/16 22:10	156-60-5	
1,2-Dichloropropane	ND	ug/L	1.0	0.16	1		05/10/16 22:10	78-87-5	
cis-1,3-Dichloropropene	ND	ug/L	1.0	0.14	1		05/10/16 22:10	10061-01-5	
trans-1,3-Dichloropropene	ND	ug/L	1.0	0.12	1		05/10/16 22:10	10061-02-6	
Ethylbenzene	ND	ug/L	1.0	0.18	1		05/10/16 22:10	100-41-4	
2-Hexanone	ND	ug/L	10.0	1.2	1		05/10/16 22:10	591-78-6	
Methylene chloride	ND	ug/L	1.0	0.15	1		05/10/16 22:10	75-09-2	
4-Methyl-2-pentanone (MIBK)	ND	ug/L	10.0	0.42	1		05/10/16 22:10	108-10-1	
Styrene	ND	ug/L	1.0	0.12	1		05/10/16 22:10	100-42-5	
1,1,2,2-Tetrachloroethane	ND	ug/L	1.0	0.15	1		05/10/16 22:10	79-34-5	
Tetrachloroethene	ND	ug/L	1.0	0.10	1		05/10/16 22:10	127-18-4	
Toluene	ND	ug/L	1.0	0.17	1		05/10/16 22:10	108-88-3	
1,1,1-Trichloroethane	ND	ug/L	1.0	0.11	1		05/10/16 22:10	71-55-6	
1,1,2-Trichloroethane	ND	ug/L	1.0	0.20	1		05/10/16 22:10	79-00-5	
Trichloroethene	ND	ug/L	1.0	0.17	1		05/10/16 22:10	79-01-6	
Vinyl chloride	ND	ug/L	1.0	0.13	1		05/10/16 22:10	75-01-4	
Xylene (Total)	ND	ug/L	3.0	0.42	1		05/10/16 22:10	1330-20-7	
Surrogates									
4-Bromofluorobenzene (S)	97	%	77-130		1		05/10/16 22:10	460-00-4	
1,2-Dichloroethane-d4 (S)	93	%	81-127		1		05/10/16 22:10	17060-07-0	
Toluene-d8 (S)	96	%	80-120		1		05/10/16 22:10	2037-26-5	
Preservation pH	**1.0**		0.10	0.10	1		05/10/16 22:10		

REPORT OF LABORATORY ANALYSIS

This report shall not be reproduced, except in full,
without the written consent of Pace Analytical Services, Inc..

Pace Analytical Services, Inc.
9608 Loiret Blvd.
Lenexa, KS 66219
(913)599-5665

ANALYTICAL RESULTS

Project: FORT SMITH, AR
Pace Project No.: 60218387

Sample: MW-28-201605 **Lab ID: 60218387021** Collected: 05/04/16 13:50 Received: 05/05/16 05:06 Matrix: Water

Parameters	Results	Units	Report Limit	MDL	DF	Prepared	Analyzed	CAS No.	Qual
2320B Alkalinity	Analytical Method: SM 2320B								
Alkalinity,Bicarbonate (CaCO3)	**87.5**	mg/L	20.0	2.0	1		05/16/16 09:24		
Alkalinity, Carbonate (CaCO3)	ND	mg/L	20.0	2.0	1		05/16/16 09:24		
Alkalinity, Total as CaCO3	**87.5**	mg/L	20.0	2.0	1		05/16/16 09:24		
Iron, Ferric (Calculation)	Analytical Method: SM 3500-Fe B#4								
Iron, Ferric	ND	mg/L	0.20		1		05/17/16 00:00	7439-89-6	
4500H+ pH, Electrometric	Analytical Method: SM 4500-H+B								
pH at 25 Degrees C	**6.2**	Std. Units	0.10	0.10	1		05/17/16 00:00		H6
4500S2D Sulfide, Total	Analytical Method: SM 4500-S-2 D								
Sulfide, Total	ND	mg/L	0.050	0.012	1		05/11/16 11:17	18496-25-8	
300.0 IC Anions 28 Days	Analytical Method: EPA 300.0								
Chloride	**17.5**	mg/L	1.0	0.50	1		05/11/16 02:33	16887-00-6	
Sulfate	**34.3**	mg/L	5.0	1.2	5		05/11/16 03:21	14808-79-8	
350.1 Ammonia	Analytical Method: EPA 350.1								
Nitrogen, Ammonia	ND	mg/L	0.10	0.046	1		05/09/16 19:13	7664-41-7	
353.2 Nitrogen, NO2/NO3 unpres	Analytical Method: EPA 353.2								
Nitrogen, Nitrate	ND	mg/L	0.10	0.012	1		05/05/16 12:14		
Nitrogen, Nitrite	ND	mg/L	0.10	0.010	1		05/05/16 12:14		
Nitrogen, NO2 plus NO3	ND	mg/L	0.10	0.012	1		05/05/16 12:14		M1
Total Carbon Dioxide Calc	Analytical Method: SM 4500-CO2 D								
Carbon Dioxide Calculation	**182**	mg/L	20.0	20.0	1		05/17/16 00:00		
5310C TOC	Analytical Method: SM 5310C								
Total Organic Carbon	**0.70J**	mg/L	1.0	0.054	1		05/11/16 18:16	7440-44-0	B
SM4500P-E, Total Phosphorus	Analytical Method: SM 4500-P E Preparation Method: SM4500-P B								
Phosphate as P04	**0.13**	mg/L	0.030	0.010	1	05/16/16 07:17	05/16/16 12:38		

REPORT OF LABORATORY ANALYSIS

This report shall not be reproduced, except in full,
without the written consent of Pace Analytical Services, Inc..

Pace Analytical Services, Inc.
9608 Loiret Blvd.
Lenexa, KS 66219
(913)599-5665

ANALYTICAL RESULTS

Project: FORT SMITH, AR
Pace Project No.: 60218387

Sample: MW-186-201605 **Lab ID: 60218387022** Collected: 05/04/16 13:45 Received: 05/05/16 05:06 Matrix: Water

Parameters	Results	Units	Report Limit	MDL	DF	Prepared	Analyzed	CAS No.	Qual
Alcohol by Direct Inject GCFID	Analytical Method: EPA 8015 - Alcohol								
2-Chloroethanol	ND	ug/L	10000	1530	1		05/11/16 21:13	107-07-3	
6010 MET ICP	Analytical Method: EPA 6010 Preparation Method: EPA 3010								
Iron	**116**	ug/L	50.0	8.8	1	05/05/16 15:45	05/06/16 13:28	7439-89-6	
Manganese	**81.4**	ug/L	5.0	0.25	1	05/05/16 15:45	05/06/16 13:28	7439-96-5	
8260 MSV	Analytical Method: EPA 5030B/8260								
Acetone	ND	ug/L	10.0	1.9	1		05/10/16 22:24	67-64-1	
Benzene	ND	ug/L	1.0	0.060	1		05/10/16 22:24	71-43-2	
Bromodichloromethane	ND	ug/L	1.0	0.19	1		05/10/16 22:24	75-27-4	
Bromoform	ND	ug/L	1.0	0.070	1		05/10/16 22:24	75-25-2	
Bromomethane	ND	ug/L	5.0	0.16	1		05/10/16 22:24	74-83-9	
2-Butanone (MEK)	ND	ug/L	10.0	0.59	1		05/10/16 22:24	78-93-3	
Carbon disulfide	ND	ug/L	5.0	0.12	1		05/10/16 22:24	75-15-0	
Carbon tetrachloride	ND	ug/L	1.0	0.18	1		05/10/16 22:24	56-23-5	
Chlorobenzene	ND	ug/L	1.0	0.21	1		05/10/16 22:24	108-90-7	
Chloroethane	ND	ug/L	1.0	0.15	1		05/10/16 22:24	75-00-3	
Chloroform	ND	ug/L	1.0	0.14	1		05/10/16 22:24	67-66-3	
Chloromethane	ND	ug/L	1.0	0.080	1		05/10/16 22:24	74-87-3	
Dibromochloromethane	ND	ug/L	1.0	0.21	1		05/10/16 22:24	124-48-1	
1,1-Dichloroethane	**0.82J**	ug/L	1.0	0.050	1		05/10/16 22:24	75-34-3	
1,2-Dichloroethane	ND	ug/L	1.0	0.12	1		05/10/16 22:24	107-06-2	
1,1-Dichloroethene	**0.45J**	ug/L	1.0	0.20	1		05/10/16 22:24	75-35-4	
cis-1,2-Dichloroethene	**3.0**	ug/L	1.0	0.080	1		05/10/16 22:24	156-59-2	
trans-1,2-Dichloroethene	ND	ug/L	1.0	0.20	1		05/10/16 22:24	156-60-5	
1,2-Dichloropropane	ND	ug/L	1.0	0.16	1		05/10/16 22:24	78-87-5	
cis-1,3-Dichloropropene	ND	ug/L	1.0	0.14	1		05/10/16 22:24	10061-01-5	
trans-1,3-Dichloropropene	ND	ug/L	1.0	0.12	1		05/10/16 22:24	10061-02-6	
Ethylbenzene	ND	ug/L	1.0	0.18	1		05/10/16 22:24	100-41-4	
2-Hexanone	ND	ug/L	10.0	1.2	1		05/10/16 22:24	591-78-6	
Methylene chloride	ND	ug/L	1.0	0.15	1		05/10/16 22:24	75-09-2	
4-Methyl-2-pentanone (MIBK)	ND	ug/L	10.0	0.42	1		05/10/16 22:24	108-10-1	
Styrene	ND	ug/L	1.0	0.12	1		05/10/16 22:24	100-42-5	
1,1,2,2-Tetrachloroethane	ND	ug/L	1.0	0.15	1		05/10/16 22:24	79-34-5	
Tetrachloroethene	ND	ug/L	1.0	0.10	1		05/10/16 22:24	127-18-4	
Toluene	ND	ug/L	1.0	0.17	1		05/10/16 22:24	108-88-3	
1,1,1-Trichloroethane	ND	ug/L	1.0	0.11	1		05/10/16 22:24	71-55-6	
1,1,2-Trichloroethane	ND	ug/L	1.0	0.20	1		05/10/16 22:24	79-00-5	
Trichloroethene	**4.0**	ug/L	1.0	0.17	1		05/10/16 22:24	79-01-6	
Vinyl chloride	ND	ug/L	1.0	0.13	1		05/10/16 22:24	75-01-4	
Xylene (Total)	ND	ug/L	3.0	0.42	1		05/10/16 22:24	1330-20-7	
Surrogates									
4-Bromofluorobenzene (S)	96	%	77-130		1		05/10/16 22:24	460-00-4	
1,2-Dichloroethane-d4 (S)	94	%	81-127		1		05/10/16 22:24	17060-07-0	
Toluene-d8 (S)	93	%	80-120		1		05/10/16 22:24	2037-26-5	
Preservation pH	**1.0**		0.10	0.10	1		05/10/16 22:24		

REPORT OF LABORATORY ANALYSIS

This report shall not be reproduced, except in full,
without the written consent of Pace Analytical Services, Inc..

Pace Analytical Services, Inc.
9608 Loiret Blvd.
Lenexa, KS 66219
(913)599-5665

ANALYTICAL RESULTS

Project: FORT SMITH, AR
Pace Project No.: 60218387

Sample: MW-186-201605 **Lab ID: 60218387022** Collected: 05/04/16 13:45 Received: 05/05/16 05:06 Matrix: Water

Parameters	Results	Units	Report Limit	MDL	DF	Prepared	Analyzed	CAS No.	Qual
2320B Alkalinity	Analytical Method: SM 2320B								
Alkalinity,Bicarbonate (CaCO3)	**71.0**	mg/L	20.0	2.0	1		05/16/16 09:24		
Alkalinity, Carbonate (CaCO3)	ND	mg/L	20.0	2.0	1		05/16/16 09:24		
Alkalinity, Total as CaCO3	**71.0**	mg/L	20.0	2.0	1		05/16/16 09:24		
Iron, Ferric (Calculation)	Analytical Method: SM 3500-Fe B#4								
Iron, Ferric	ND	mg/L	0.20		1		05/17/16 00:00	7439-89-6	
4500H+ pH, Electrometric	Analytical Method: SM 4500-H+B								
pH at 25 Degrees C	**6.0**	Std. Units	0.10	0.10	1		05/17/16 00:00		H6
4500S2D Sulfide, Total	Analytical Method: SM 4500-S-2 D								
Sulfide, Total	ND	mg/L	0.050	0.012	1		05/11/16 13:51	18496-25-8	
300.0 IC Anions 28 Days	Analytical Method: EPA 300.0								
Chloride	**83.1**	mg/L	10.0	5.0	10		05/11/16 04:25	16887-00-6	
Sulfate	**108**	mg/L	10.0	2.5	10		05/11/16 04:25	14808-79-8	
350.1 Ammonia	Analytical Method: EPA 350.1								
Nitrogen, Ammonia	**0.51**	mg/L	0.10	0.046	1		05/09/16 19:23	7664-41-7	
353.2 Nitrogen, NO2/NO3 unpres	Analytical Method: EPA 353.2								
Nitrogen, Nitrate	**11.9**	mg/L	0.50	0.060	5		05/05/16 12:22		
Nitrogen, Nitrite	ND	mg/L	0.50	0.052	5		05/05/16 12:22		
Nitrogen, NO2 plus NO3	**11.9**	mg/L	0.50	0.060	5		05/05/16 12:22		
Total Carbon Dioxide Calc	Analytical Method: SM 4500-CO2 D								
Carbon Dioxide Calculation	**201**	mg/L	20.0	20.0	1		05/17/16 00:00		
5310C TOC	Analytical Method: SM 5310C								
Total Organic Carbon	**0.76J**	mg/L	1.0	0.054	1		05/11/16 18:41	7440-44-0	B
SM4500P-E, Total Phosphorus	Analytical Method: SM 4500-P E Preparation Method: SM4500-P B								
Phosphate as P04	**0.062**	mg/L	0.030	0.010	1	05/16/16 07:17	05/16/16 12:38		

REPORT OF LABORATORY ANALYSIS

This report shall not be reproduced, except in full,
without the written consent of Pace Analytical Services, Inc..

Pace Analytical Services, Inc.
9608 Loiret Blvd.
Lenexa, KS 66219
(913)599-5665

ANALYTICAL RESULTS

Project: FORT SMITH, AR
Pace Project No.: 60218387

Sample: MW-24-201605 **Lab ID: 60218387023** Collected: 05/04/16 17:00 Received: 05/05/16 05:06 Matrix: Water

Parameters	Results	Units	Report Limit	MDL	DF	Prepared	Analyzed	CAS No.	Qual
Alcohol by Direct Inject GCFID	Analytical Method: EPA 8015 - Alcohol								
2-Chloroethanol	ND	ug/L	10000	1530	1		05/11/16 21:25	107-07-3	
6010 MET ICP	Analytical Method: EPA 6010 Preparation Method: EPA 3010								
Iron	**374**	ug/L	50.0	8.8	1	05/05/16 15:45	05/06/16 13:31	7439-89-6	
Manganese	**265**	ug/L	5.0	0.25	1	05/05/16 15:45	05/06/16 13:31	7439-96-5	
8260 MSV	Analytical Method: EPA 5030B/8260								
Acetone	**80.2**	ug/L	10.0	1.9	1		05/10/16 23:36	67-64-1	
Benzene	ND	ug/L	1.0	0.060	1		05/10/16 23:36	71-43-2	
Bromodichloromethane	**0.36J**	ug/L	1.0	0.19	1		05/10/16 23:36	75-27-4	
Bromoform	**20.8**	ug/L	1.0	0.070	1		05/10/16 23:36	75-25-2	
Bromomethane	**31.4**	ug/L	5.0	0.16	1		05/10/16 23:36	74-83-9	
2-Butanone (MEK)	ND	ug/L	10.0	0.59	1		05/10/16 23:36	78-93-3	
Carbon disulfide	ND	ug/L	5.0	0.12	1		05/10/16 23:36	75-15-0	
Carbon tetrachloride	ND	ug/L	1.0	0.18	1		05/10/16 23:36	56-23-5	
Chlorobenzene	ND	ug/L	1.0	0.21	1		05/10/16 23:36	108-90-7	
Chloroethane	ND	ug/L	1.0	0.15	1		05/10/16 23:36	75-00-3	
Chloroform	**0.17J**	ug/L	1.0	0.14	1		05/10/16 23:36	67-66-3	B
Chloromethane	**33.3**	ug/L	1.0	0.080	1		05/10/16 23:36	74-87-3	
Dibromochloromethane	**1.1**	ug/L	1.0	0.21	1		05/10/16 23:36	124-48-1	
1,1-Dichloroethane	ND	ug/L	1.0	0.050	1		05/10/16 23:36	75-34-3	
1,2-Dichloroethane	ND	ug/L	1.0	0.12	1		05/10/16 23:36	107-06-2	
1,1-Dichloroethene	ND	ug/L	1.0	0.20	1		05/10/16 23:36	75-35-4	
cis-1,2-Dichloroethene	**0.27J**	ug/L	1.0	0.080	1		05/10/16 23:36	156-59-2	
trans-1,2-Dichloroethene	ND	ug/L	1.0	0.20	1		05/10/16 23:36	156-60-5	
1,2-Dichloropropane	ND	ug/L	1.0	0.16	1		05/10/16 23:36	78-87-5	
cis-1,3-Dichloropropene	ND	ug/L	1.0	0.14	1		05/10/16 23:36	10061-01-5	
trans-1,3-Dichloropropene	ND	ug/L	1.0	0.12	1		05/10/16 23:36	10061-02-6	
Ethylbenzene	ND	ug/L	1.0	0.18	1		05/10/16 23:36	100-41-4	
2-Hexanone	ND	ug/L	10.0	1.2	1		05/10/16 23:36	591-78-6	
Methylene chloride	ND	ug/L	1.0	0.15	1		05/10/16 23:36	75-09-2	
4-Methyl-2-pentanone (MIBK)	ND	ug/L	10.0	0.42	1		05/10/16 23:36	108-10-1	
Styrene	ND	ug/L	1.0	0.12	1		05/10/16 23:36	100-42-5	
1,1,2,2-Tetrachloroethane	ND	ug/L	1.0	0.15	1		05/10/16 23:36	79-34-5	
Tetrachloroethene	**0.31J**	ug/L	1.0	0.10	1		05/10/16 23:36	127-18-4	
Toluene	ND	ug/L	1.0	0.17	1		05/10/16 23:36	108-88-3	
1,1,1-Trichloroethane	ND	ug/L	1.0	0.11	1		05/10/16 23:36	71-55-6	
1,1,2-Trichloroethane	ND	ug/L	1.0	0.20	1		05/10/16 23:36	79-00-5	
Trichloroethene	**23.8**	ug/L	1.0	0.17	1		05/10/16 23:36	79-01-6	
Vinyl chloride	ND	ug/L	1.0	0.13	1		05/10/16 23:36	75-01-4	
Xylene (Total)	ND	ug/L	3.0	0.42	1		05/10/16 23:36	1330-20-7	
Surrogates									
4-Bromofluorobenzene (S)	98	%	77-130		1		05/10/16 23:36	460-00-4	
1,2-Dichloroethane-d4 (S)	100	%	81-127		1		05/10/16 23:36	17060-07-0	
Toluene-d8 (S)	51	%	80-120		1		05/10/16 23:36	2037-26-5	S0, S8
Preservation pH	**1.0**		0.10	0.10	1		05/10/16 23:36		

REPORT OF LABORATORY ANALYSIS

This report shall not be reproduced, except in full,
without the written consent of Pace Analytical Services, Inc..

Pace Analytical Services, Inc.
9608 Loiret Blvd.
Lenexa, KS 66219
(913)599-5665

ANALYTICAL RESULTS

Project: FORT SMITH, AR
Pace Project No.: 60218387

Sample: MW-24-201605 **Lab ID: 60218387023** Collected: 05/04/16 17:00 Received: 05/05/16 05:06 Matrix: Water

Parameters	Results	Units	Report Limit	MDL	DF	Prepared	Analyzed	CAS No.	Qual
2320B Alkalinity	Analytical Method: SM 2320B								
Alkalinity,Bicarbonate (CaCO3)	ND	mg/L	20.0	2.0	1		05/16/16 09:24		
Alkalinity, Carbonate (CaCO3)	ND	mg/L	20.0	2.0	1		05/16/16 09:24		
Alkalinity, Total as CaCO3	ND	mg/L	20.0	2.0	1		05/16/16 09:24		
Iron, Ferric (Calculation)	Analytical Method: SM 3500-Fe B#4								
Iron, Ferric	**0.37**	mg/L	0.20		1		05/17/16 00:00	7439-89-6	
4500H+ pH, Electrometric	Analytical Method: SM 4500-H+B								
pH at 25 Degrees C	**4.4**	Std. Units	0.10	0.10	1		05/17/16 00:00		H6
4500S2D Sulfide, Total	Analytical Method: SM 4500-S-2 D								
Sulfide, Total	ND	mg/L	0.050	0.012	1		05/11/16 14:07	18496-25-8	
300.0 IC Anions 28 Days	Analytical Method: EPA 300.0								
Chloride	**309**	mg/L	50.0	25.0	50		05/11/16 04:41	16887-00-6	
Sulfate	**1300**	mg/L	200	49.5	200		05/11/16 05:28	14808-79-8	
350.1 Ammonia	Analytical Method: EPA 350.1								
Nitrogen, Ammonia	ND	mg/L	0.10	0.046	1		05/09/16 19:26	7664-41-7	
353.2 Nitrogen, NO2/NO3 unpres	Analytical Method: EPA 353.2								
Nitrogen, Nitrate	**2.2**	mg/L	0.10	0.012	1		05/05/16 16:50		
Nitrogen, Nitrite	ND	mg/L	0.10	0.010	1		05/05/16 16:50		
Nitrogen, NO2 plus NO3	**2.2**	mg/L	0.10	0.012	1		05/05/16 16:50		
Total Carbon Dioxide Calc	Analytical Method: SM 4500-CO2 D								
Carbon Dioxide Calculation	ND	mg/L	20.0	20.0	1		05/17/16 00:00		
5310C TOC	Analytical Method: SM 5310C								
Total Organic Carbon	**0.66J**	mg/L	1.0	0.054	1		05/11/16 19:19	7440-44-0	B
SM4500P-E, Total Phosphorus	Analytical Method: SM 4500-P E Preparation Method: SM4500-P B								
Phosphate as P04	**0.19**	mg/L	0.030	0.010	1	05/16/16 07:17	05/16/16 12:39		

REPORT OF LABORATORY ANALYSIS

This report shall not be reproduced, except in full,
without the written consent of Pace Analytical Services, Inc..

Pace Analytical Services, Inc.
9608 Loiret Blvd.
Lenexa, KS 66219
(913)599-5665

ANALYTICAL RESULTS

Project: FORT SMITH, AR
Pace Project No.: 60218387

Sample: MW-190-201605 **Lab ID: 60218387024** Collected: 05/04/16 16:42 Received: 05/05/16 05:06 Matrix: Water

Parameters	Results	Units	Report Limit	MDL	DF	Prepared	Analyzed	CAS No.	Qual
Alcohol by Direct Inject GCFID	Analytical Method: EPA 8015 - Alcohol								
2-Chloroethanol	ND	ug/L	10000	1530	1		05/11/16 21:47	107-07-3	
6010 MET ICP	Analytical Method: EPA 6010 Preparation Method: EPA 3010								
Iron	**797**	ug/L	50.0	8.8	1	05/05/16 15:45	05/06/16 13:35	7439-89-6	
Manganese	**23.6**	ug/L	5.0	0.25	1	05/05/16 15:45	05/06/16 13:35	7439-96-5	
8260 MSV	Analytical Method: EPA 5030B/8260								
Acetone	ND	ug/L	10.0	1.9	1		05/10/16 22:38	67-64-1	
Benzene	ND	ug/L	1.0	0.060	1		05/10/16 22:38	71-43-2	
Bromodichloromethane	ND	ug/L	1.0	0.19	1		05/10/16 22:38	75-27-4	
Bromoform	ND	ug/L	1.0	0.070	1		05/10/16 22:38	75-25-2	
Bromomethane	ND	ug/L	5.0	0.16	1		05/10/16 22:38	74-83-9	
2-Butanone (MEK)	ND	ug/L	10.0	0.59	1		05/10/16 22:38	78-93-3	
Carbon disulfide	ND	ug/L	5.0	0.12	1		05/10/16 22:38	75-15-0	
Carbon tetrachloride	ND	ug/L	1.0	0.18	1		05/10/16 22:38	56-23-5	
Chlorobenzene	ND	ug/L	1.0	0.21	1		05/10/16 22:38	108-90-7	
Chloroethane	ND	ug/L	1.0	0.15	1		05/10/16 22:38	75-00-3	
Chloroform	ND	ug/L	1.0	0.14	1		05/10/16 22:38	67-66-3	
Chloromethane	ND	ug/L	1.0	0.080	1		05/10/16 22:38	74-87-3	
Dibromochloromethane	ND	ug/L	1.0	0.21	1		05/10/16 22:38	124-48-1	
1,1-Dichloroethane	ND	ug/L	1.0	0.050	1		05/10/16 22:38	75-34-3	
1,2-Dichloroethane	ND	ug/L	1.0	0.12	1		05/10/16 22:38	107-06-2	
1,1-Dichloroethene	ND	ug/L	1.0	0.20	1		05/10/16 22:38	75-35-4	
cis-1,2-Dichloroethene	ND	ug/L	1.0	0.080	1		05/10/16 22:38	156-59-2	
trans-1,2-Dichloroethene	ND	ug/L	1.0	0.20	1		05/10/16 22:38	156-60-5	
1,2-Dichloropropane	ND	ug/L	1.0	0.16	1		05/10/16 22:38	78-87-5	
cis-1,3-Dichloropropene	ND	ug/L	1.0	0.14	1		05/10/16 22:38	10061-01-5	
trans-1,3-Dichloropropene	ND	ug/L	1.0	0.12	1		05/10/16 22:38	10061-02-6	
Ethylbenzene	ND	ug/L	1.0	0.18	1		05/10/16 22:38	100-41-4	
2-Hexanone	ND	ug/L	10.0	1.2	1		05/10/16 22:38	591-78-6	
Methylene chloride	ND	ug/L	1.0	0.15	1		05/10/16 22:38	75-09-2	
4-Methyl-2-pentanone (MIBK)	ND	ug/L	10.0	0.42	1		05/10/16 22:38	108-10-1	
Styrene	ND	ug/L	1.0	0.12	1		05/10/16 22:38	100-42-5	
1,1,2,2-Tetrachloroethane	ND	ug/L	1.0	0.15	1		05/10/16 22:38	79-34-5	
Tetrachloroethene	ND	ug/L	1.0	0.10	1		05/10/16 22:38	127-18-4	
Toluene	ND	ug/L	1.0	0.17	1		05/10/16 22:38	108-88-3	
1,1,1-Trichloroethane	ND	ug/L	1.0	0.11	1		05/10/16 22:38	71-55-6	
1,1,2-Trichloroethane	ND	ug/L	1.0	0.20	1		05/10/16 22:38	79-00-5	
Trichloroethene	ND	ug/L	1.0	0.17	1		05/10/16 22:38	79-01-6	
Vinyl chloride	ND	ug/L	1.0	0.13	1		05/10/16 22:38	75-01-4	
Xylene (Total)	ND	ug/L	3.0	0.42	1		05/10/16 22:38	1330-20-7	
Surrogates									
4-Bromofluorobenzene (S)	97	%	77-130		1		05/10/16 22:38	460-00-4	
1,2-Dichloroethane-d4 (S)	95	%	81-127		1		05/10/16 22:38	17060-07-0	
Toluene-d8 (S)	94	%	80-120		1		05/10/16 22:38	2037-26-5	
Preservation pH	**1.0**		0.10	0.10	1		05/10/16 22:38		

REPORT OF LABORATORY ANALYSIS

This report shall not be reproduced, except in full,
without the written consent of Pace Analytical Services, Inc..

Pace Analytical Services, Inc.
9608 Loiret Blvd.
Lenexa, KS 66219
(913)599-5665

ANALYTICAL RESULTS

Project: FORT SMITH, AR
Pace Project No.: 60218387

Sample: MW-190-201605 **Lab ID: 60218387024** Collected: 05/04/16 16:42 Received: 05/05/16 05:06 Matrix: Water

Parameters	Results	Units	Report Limit	MDL	DF	Prepared	Analyzed	CAS No.	Qual
2320B Alkalinity	Analytical Method: SM 2320B								
Alkalinity,Bicarbonate (CaCO3)	ND	mg/L	20.0	2.0	1		05/16/16 09:24		
Alkalinity, Carbonate (CaCO3)	**62.5**	mg/L	20.0	2.0	1		05/16/16 09:24		
Alkalinity, Total as CaCO3	**231**	mg/L	20.0	2.0	1		05/16/16 09:24		
Iron, Ferric (Calculation)	Analytical Method: SM 3500-Fe B#4								
Iron, Ferric	**0.33**	mg/L	0.20		1		05/17/16 00:00	7439-89-6	
4500H+ pH, Electrometric	Analytical Method: SM 4500-H+B								
pH at 25 Degrees C	**12.7**	Std. Units	0.10	0.10	1		05/17/16 00:00		H6
4500S2D Sulfide, Total	Analytical Method: SM 4500-S-2 D								
Sulfide, Total	ND	mg/L	0.050	0.012	1		05/11/16 14:09	18496-25-8	
300.0 IC Anions 28 Days	Analytical Method: EPA 300.0								
Chloride	**29.4**	mg/L	2.0	1.0	2		05/11/16 06:00	16887-00-6	
Sulfate	**6.4**	mg/L	1.0	0.25	1		05/11/16 05:44	14808-79-8	
350.1 Ammonia	Analytical Method: EPA 350.1								
Nitrogen, Ammonia	**0.55**	mg/L	0.10	0.046	1		05/09/16 19:30	7664-41-7	
353.2 Nitrogen, NO2/NO3 unpres	Analytical Method: EPA 353.2								
Nitrogen, Nitrate	**1.0**	mg/L	0.10	0.012	1		05/05/16 16:47		
Nitrogen, Nitrite	ND	mg/L	0.10	0.010	1		05/05/16 16:47		
Nitrogen, NO2 plus NO3	**1.0**	mg/L	0.10	0.012	1		05/05/16 16:47		
Total Carbon Dioxide Calc	Analytical Method: SM 4500-CO2 D								
Carbon Dioxide Calculation	**27.5**	mg/L	20.0	20.0	1		05/17/16 00:00		
5310C TOC	Analytical Method: SM 5310C								
Total Organic Carbon	**1.2**	mg/L	1.0	0.054	1		05/11/16 19:32	7440-44-0	B
SM4500P-E, Total Phosphorus	Analytical Method: SM 4500-P E Preparation Method: SM4500-P B								
Phosphate as P04	**0.10**	mg/L	0.030	0.010	1	05/16/16 07:17	05/16/16 12:39		

REPORT OF LABORATORY ANALYSIS

This report shall not be reproduced, except in full,
without the written consent of Pace Analytical Services, Inc..

Pace Analytical Services, Inc.
9608 Loiret Blvd.
Lenexa, KS 66219
(913)599-5665

ANALYTICAL RESULTS

Project: FORT SMITH, AR
Pace Project No.: 60218387

Sample: MW-191-201605 **Lab ID: 60218387025** Collected: 05/04/16 13:50 Received: 05/05/16 05:06 Matrix: Water

Parameters	Results	Units	Report Limit	MDL	DF	Prepared	Analyzed	CAS No.	Qual
Alcohol by Direct Inject GCFID	Analytical Method: EPA 8015 - Alcohol								
2-Chloroethanol	ND	ug/L	10000	1530	1		05/11/16 21:58	107-07-3	
6010 MET ICP	Analytical Method: EPA 6010 Preparation Method: EPA 3010								
Iron	**810**	ug/L	50.0	8.8	1	05/05/16 15:45	05/06/16 13:39	7439-89-6	
Manganese	**182**	ug/L	5.0	0.25	1	05/05/16 15:45	05/06/16 13:39	7439-96-5	
8260 MSV	Analytical Method: EPA 5030B/8260								
Acetone	ND	ug/L	10.0	1.9	1		05/10/16 22:53	67-64-1	
Benzene	ND	ug/L	1.0	0.060	1		05/10/16 22:53	71-43-2	
Bromodichloromethane	ND	ug/L	1.0	0.19	1		05/10/16 22:53	75-27-4	
Bromoform	ND	ug/L	1.0	0.070	1		05/10/16 22:53	75-25-2	
Bromomethane	ND	ug/L	5.0	0.16	1		05/10/16 22:53	74-83-9	
2-Butanone (MEK)	ND	ug/L	10.0	0.59	1		05/10/16 22:53	78-93-3	
Carbon disulfide	ND	ug/L	5.0	0.12	1		05/10/16 22:53	75-15-0	
Carbon tetrachloride	ND	ug/L	1.0	0.18	1		05/10/16 22:53	56-23-5	
Chlorobenzene	ND	ug/L	1.0	0.21	1		05/10/16 22:53	108-90-7	
Chloroethane	ND	ug/L	1.0	0.15	1		05/10/16 22:53	75-00-3	
Chloroform	ND	ug/L	1.0	0.14	1		05/10/16 22:53	67-66-3	
Chloromethane	ND	ug/L	1.0	0.080	1		05/10/16 22:53	74-87-3	
Dibromochloromethane	ND	ug/L	1.0	0.21	1		05/10/16 22:53	124-48-1	
1,1-Dichloroethane	ND	ug/L	1.0	0.050	1		05/10/16 22:53	75-34-3	
1,2-Dichloroethane	ND	ug/L	1.0	0.12	1		05/10/16 22:53	107-06-2	
1,1-Dichloroethene	ND	ug/L	1.0	0.20	1		05/10/16 22:53	75-35-4	
cis-1,2-Dichloroethene	ND	ug/L	1.0	0.080	1		05/10/16 22:53	156-59-2	
trans-1,2-Dichloroethene	ND	ug/L	1.0	0.20	1		05/10/16 22:53	156-60-5	
1,2-Dichloropropane	ND	ug/L	1.0	0.16	1		05/10/16 22:53	78-87-5	
cis-1,3-Dichloropropene	ND	ug/L	1.0	0.14	1		05/10/16 22:53	10061-01-5	
trans-1,3-Dichloropropene	ND	ug/L	1.0	0.12	1		05/10/16 22:53	10061-02-6	
Ethylbenzene	ND	ug/L	1.0	0.18	1		05/10/16 22:53	100-41-4	
2-Hexanone	ND	ug/L	10.0	1.2	1		05/10/16 22:53	591-78-6	
Methylene chloride	ND	ug/L	1.0	0.15	1		05/10/16 22:53	75-09-2	
4-Methyl-2-pentanone (MIBK)	ND	ug/L	10.0	0.42	1		05/10/16 22:53	108-10-1	
Styrene	ND	ug/L	1.0	0.12	1		05/10/16 22:53	100-42-5	
1,1,2,2-Tetrachloroethane	ND	ug/L	1.0	0.15	1		05/10/16 22:53	79-34-5	
Tetrachloroethene	ND	ug/L	1.0	0.10	1		05/10/16 22:53	127-18-4	
Toluene	ND	ug/L	1.0	0.17	1		05/10/16 22:53	108-88-3	
1,1,1-Trichloroethane	ND	ug/L	1.0	0.11	1		05/10/16 22:53	71-55-6	
1,1,2-Trichloroethane	ND	ug/L	1.0	0.20	1		05/10/16 22:53	79-00-5	
Trichloroethene	ND	ug/L	1.0	0.17	1		05/10/16 22:53	79-01-6	
Vinyl chloride	ND	ug/L	1.0	0.13	1		05/10/16 22:53	75-01-4	
Xylene (Total)	ND	ug/L	3.0	0.42	1		05/10/16 22:53	1330-20-7	
Surrogates									
4-Bromofluorobenzene (S)	99	%	77-130		1		05/10/16 22:53	460-00-4	
1,2-Dichloroethane-d4 (S)	100	%	81-127		1		05/10/16 22:53	17060-07-0	
Toluene-d8 (S)	95	%	80-120		1		05/10/16 22:53	2037-26-5	
Preservation pH	**1.0**		0.10	0.10	1		05/10/16 22:53		

REPORT OF LABORATORY ANALYSIS

This report shall not be reproduced, except in full,
without the written consent of Pace Analytical Services, Inc..

Pace Analytical Services, Inc.
9608 Loiret Blvd.
Lenexa, KS 66219
(913)599-5665

ANALYTICAL RESULTS

Project: FORT SMITH, AR
Pace Project No.: 60218387

Sample: MW-191-201605 **Lab ID: 60218387025** Collected: 05/04/16 13:50 Received: 05/05/16 05:06 Matrix: Water

Parameters	Results	Units	Report Limit	MDL	DF	Prepared	Analyzed	CAS No.	Qual
2320B Alkalinity	Analytical Method: SM 2320B								
Alkalinity,Bicarbonate (CaCO3)	**52.4**	mg/L	20.0	2.0	1		05/16/16 09:24		
Alkalinity, Carbonate (CaCO3)	ND	mg/L	20.0	2.0	1		05/16/16 09:24		
Alkalinity, Total as CaCO3	**52.4**	mg/L	20.0	2.0	1		05/16/16 09:24		
Iron, Ferric (Calculation)	Analytical Method: SM 3500-Fe B#4								
Iron, Ferric	**0.81**	mg/L	0.20		1		05/17/16 00:00	7439-89-6	
4500H+ pH, Electrometric	Analytical Method: SM 4500-H+B								
pH at 25 Degrees C	**6.2**	Std. Units	0.10	0.10	1		05/17/16 00:00		H6
4500S2D Sulfide, Total	Analytical Method: SM 4500-S-2 D								
Sulfide, Total	ND	mg/L	0.050	0.012	1		05/11/16 14:09	18496-25-8	
300.0 IC Anions 28 Days	Analytical Method: EPA 300.0								
Chloride	**11.1**	mg/L	1.0	0.50	1		05/11/16 06:16	16887-00-6	
Sulfate	**6.7**	mg/L	1.0	0.25	1		05/11/16 06:16	14808-79-8	
350.1 Ammonia	Analytical Method: EPA 350.1								
Nitrogen, Ammonia	ND	mg/L	0.10	0.046	1		05/09/16 19:32	7664-41-7	
353.2 Nitrogen, NO2/NO3 unpres	Analytical Method: EPA 353.2								
Nitrogen, Nitrate	**5.6**	mg/L	0.20	0.024	2		05/05/16 12:23		
Nitrogen, Nitrite	ND	mg/L	0.20	0.021	2		05/05/16 12:23		
Nitrogen, NO2 plus NO3	**5.6**	mg/L	0.20	0.024	2		05/05/16 12:23		
Total Carbon Dioxide Calc	Analytical Method: SM 4500-CO2 D								
Carbon Dioxide Calculation	**105**	mg/L	20.0	20.0	1		05/17/16 00:00		
5310C TOC	Analytical Method: SM 5310C								
Total Organic Carbon	**0.36J**	mg/L	1.0	0.054	1		05/12/16 23:44	7440-44-0	B
SM4500P-E, Total Phosphorus	Analytical Method: SM 4500-P E Preparation Method: SM4500-P B								
Phosphate as P04	**0.19**	mg/L	0.030	0.010	1	05/16/16 07:17	05/16/16 12:40		

REPORT OF LABORATORY ANALYSIS

This report shall not be reproduced, except in full,
without the written consent of Pace Analytical Services, Inc..

Pace Analytical Services, Inc.
9608 Loiret Blvd.
Lenexa, KS 66219
(913)599-5665

ANALYTICAL RESULTS

Project: FORT SMITH, AR
Pace Project No.: 60218387

Sample: MW-192-201605 **Lab ID: 60218387026** Collected: 05/04/16 11:20 Received: 05/05/16 05:06 Matrix: Water

Parameters	Results	Units	Report Limit	MDL	DF	Prepared	Analyzed	CAS No.	Qual
Alcohol by Direct Inject GCFID	Analytical Method: EPA 8015 - Alcohol								
2-Chloroethanol	ND	ug/L	10000	1530	1		05/11/16 22:10	107-07-3	
6010 MET ICP	Analytical Method: EPA 6010 Preparation Method: EPA 3010								
Iron	**1130**	ug/L	50.0	8.8	1	05/05/16 15:45	05/06/16 13:43	7439-89-6	
Manganese	**139**	ug/L	5.0	0.25	1	05/05/16 15:45	05/06/16 13:43	7439-96-5	
8260 MSV	Analytical Method: EPA 5030B/8260								
Acetone	ND	ug/L	10.0	1.9	1		05/10/16 23:07	67-64-1	
Benzene	ND	ug/L	1.0	0.060	1		05/10/16 23:07	71-43-2	
Bromodichloromethane	ND	ug/L	1.0	0.19	1		05/10/16 23:07	75-27-4	
Bromoform	ND	ug/L	1.0	0.070	1		05/10/16 23:07	75-25-2	
Bromomethane	ND	ug/L	5.0	0.16	1		05/10/16 23:07	74-83-9	
2-Butanone (MEK)	ND	ug/L	10.0	0.59	1		05/10/16 23:07	78-93-3	
Carbon disulfide	ND	ug/L	5.0	0.12	1		05/10/16 23:07	75-15-0	
Carbon tetrachloride	ND	ug/L	1.0	0.18	1		05/10/16 23:07	56-23-5	
Chlorobenzene	ND	ug/L	1.0	0.21	1		05/10/16 23:07	108-90-7	
Chloroethane	ND	ug/L	1.0	0.15	1		05/10/16 23:07	75-00-3	
Chloroform	ND	ug/L	1.0	0.14	1		05/10/16 23:07	67-66-3	
Chloromethane	ND	ug/L	1.0	0.080	1		05/10/16 23:07	74-87-3	
Dibromochloromethane	ND	ug/L	1.0	0.21	1		05/10/16 23:07	124-48-1	
1,1-Dichloroethane	ND	ug/L	1.0	0.050	1		05/10/16 23:07	75-34-3	
1,2-Dichloroethane	ND	ug/L	1.0	0.12	1		05/10/16 23:07	107-06-2	
1,1-Dichloroethene	ND	ug/L	1.0	0.20	1		05/10/16 23:07	75-35-4	
cis-1,2-Dichloroethene	ND	ug/L	1.0	0.080	1		05/10/16 23:07	156-59-2	
trans-1,2-Dichloroethene	ND	ug/L	1.0	0.20	1		05/10/16 23:07	156-60-5	
1,2-Dichloropropane	ND	ug/L	1.0	0.16	1		05/10/16 23:07	78-87-5	
cis-1,3-Dichloropropene	ND	ug/L	1.0	0.14	1		05/10/16 23:07	10061-01-5	
trans-1,3-Dichloropropene	ND	ug/L	1.0	0.12	1		05/10/16 23:07	10061-02-6	
Ethylbenzene	ND	ug/L	1.0	0.18	1		05/10/16 23:07	100-41-4	
2-Hexanone	ND	ug/L	10.0	1.2	1		05/10/16 23:07	591-78-6	
Methylene chloride	ND	ug/L	1.0	0.15	1		05/10/16 23:07	75-09-2	
4-Methyl-2-pentanone (MIBK)	ND	ug/L	10.0	0.42	1		05/10/16 23:07	108-10-1	
Styrene	ND	ug/L	1.0	0.12	1		05/10/16 23:07	100-42-5	
1,1,2,2-Tetrachloroethane	ND	ug/L	1.0	0.15	1		05/10/16 23:07	79-34-5	
Tetrachloroethene	ND	ug/L	1.0	0.10	1		05/10/16 23:07	127-18-4	
Toluene	ND	ug/L	1.0	0.17	1		05/10/16 23:07	108-88-3	
1,1,1-Trichloroethane	ND	ug/L	1.0	0.11	1		05/10/16 23:07	71-55-6	
1,1,2-Trichloroethane	ND	ug/L	1.0	0.20	1		05/10/16 23:07	79-00-5	
Trichloroethene	ND	ug/L	1.0	0.17	1		05/10/16 23:07	79-01-6	
Vinyl chloride	ND	ug/L	1.0	0.13	1		05/10/16 23:07	75-01-4	
Xylene (Total)	ND	ug/L	3.0	0.42	1		05/10/16 23:07	1330-20-7	
Surrogates									
4-Bromofluorobenzene (S)	99	%	77-130		1		05/10/16 23:07	460-00-4	
1,2-Dichloroethane-d4 (S)	104	%	81-127		1		05/10/16 23:07	17060-07-0	
Toluene-d8 (S)	96	%	80-120		1		05/10/16 23:07	2037-26-5	
Preservation pH	**1.0**		0.10	0.10	1		05/10/16 23:07		

REPORT OF LABORATORY ANALYSIS

This report shall not be reproduced, except in full,
without the written consent of Pace Analytical Services, Inc..

Pace Analytical Services, Inc.
9608 Loiret Blvd.
Lenexa, KS 66219
(913)599-5665

ANALYTICAL RESULTS

Project: FORT SMITH, AR
Pace Project No.: 60218387

Sample: MW-192-201605 **Lab ID: 60218387026** Collected: 05/04/16 11:20 Received: 05/05/16 05:06 Matrix: Water

Parameters	Results	Units	Report Limit	MDL	DF	Prepared	Analyzed	CAS No.	Qual
2320B Alkalinity	Analytical Method: SM 2320B								
Alkalinity,Bicarbonate (CaCO3)	ND	mg/L	20.0	2.0	1		05/16/16 09:24		
Alkalinity, Carbonate (CaCO3)	ND	mg/L	20.0	2.0	1		05/16/16 09:24		
Alkalinity, Total as CaCO3	ND	mg/L	20.0	2.0	1		05/16/16 09:24		
Iron, Ferric (Calculation)	Analytical Method: SM 3500-Fe B#4								
Iron, Ferric	**0.97**	mg/L	0.20		1		05/17/16 00:00	7439-89-6	
4500H+ pH, Electrometric	Analytical Method: SM 4500-H+B								
pH at 25 Degrees C	**5.5**	Std. Units	0.10	0.10	1		05/17/16 00:00		H6
4500S2D Sulfide, Total	Analytical Method: SM 4500-S-2 D								
Sulfide, Total	ND	mg/L	0.050	0.012	1		05/11/16 14:09	18496-25-8	
300.0 IC Anions 28 Days	Analytical Method: EPA 300.0								
Chloride	**14.2**	mg/L	1.0	0.50	1		05/11/16 06:32	16887-00-6	
Sulfate	**5.8**	mg/L	1.0	0.25	1		05/11/16 06:32	14808-79-8	
350.1 Ammonia	Analytical Method: EPA 350.1								
Nitrogen, Ammonia	ND	mg/L	0.10	0.046	1		05/09/16 19:33	7664-41-7	
353.2 Nitrogen, NO2/NO3 unpres	Analytical Method: EPA 353.2								
Nitrogen, Nitrate	**6.1**	mg/L	0.50	0.060	5		05/05/16 12:20		
Nitrogen, Nitrite	ND	mg/L	0.50	0.052	5		05/05/16 12:20		
Nitrogen, NO2 plus NO3	**6.1**	mg/L	0.50	0.060	5		05/05/16 12:20		
Total Carbon Dioxide Calc	Analytical Method: SM 4500-CO2 D								
Carbon Dioxide Calculation	ND	mg/L	20.0	20.0	1		05/17/16 00:00		
5310C TOC	Analytical Method: SM 5310C								
Total Organic Carbon	**0.39J**	mg/L	1.0	0.054	1		05/12/16 23:57	7440-44-0	B
SM4500P-E, Total Phosphorus	Analytical Method: SM 4500-P E Preparation Method: SM4500-P B								
Phosphate as P04	**0.29**	mg/L	0.030	0.010	1	05/16/16 07:17	05/16/16 12:41		

REPORT OF LABORATORY ANALYSIS

This report shall not be reproduced, except in full,
without the written consent of Pace Analytical Services, Inc..

Pace Analytical Services, Inc.
9608 Loiret Blvd.
Lenexa, KS 66219
(913)599-5665

ANALYTICAL RESULTS

Project: FORT SMITH, AR
Pace Project No.: 60218387

Sample: MW-182-201605 **Lab ID: 60218387027** Collected: 05/04/16 17:15 Received: 05/05/16 05:06 Matrix: Water

Parameters	Results	Units	Report Limit	MDL	DF	Prepared	Analyzed	CAS No.	Qual
Alcohol by Direct Inject GCFID	Analytical Method: EPA 8015 - Alcohol								
2-Chloroethanol	ND	ug/L	10000	1530	1		05/11/16 22:21	107-07-3	
6010 MET ICP	Analytical Method: EPA 6010 Preparation Method: EPA 3010								
Iron	**94.5**	ug/L	50.0	8.8	1	05/05/16 15:45	05/06/16 13:54	7439-89-6	
Manganese	**422**	ug/L	5.0	0.25	1	05/05/16 15:45	05/06/16 13:54	7439-96-5	
8260 MSV	Analytical Method: EPA 5030B/8260								
Acetone	ND	ug/L	10.0	1.9	1		05/10/16 23:50	67-64-1	
Benzene	ND	ug/L	1.0	0.060	1		05/10/16 23:50	71-43-2	
Bromodichloromethane	ND	ug/L	1.0	0.19	1		05/10/16 23:50	75-27-4	
Bromoform	**0.41J**	ug/L	1.0	0.070	1		05/10/16 23:50	75-25-2	
Bromomethane	ND	ug/L	5.0	0.16	1		05/10/16 23:50	74-83-9	
2-Butanone (MEK)	ND	ug/L	10.0	0.59	1		05/10/16 23:50	78-93-3	
Carbon disulfide	ND	ug/L	5.0	0.12	1		05/10/16 23:50	75-15-0	
Carbon tetrachloride	ND	ug/L	1.0	0.18	1		05/10/16 23:50	56-23-5	
Chlorobenzene	**0.26J**	ug/L	1.0	0.21	1		05/10/16 23:50	108-90-7	
Chloroethane	ND	ug/L	1.0	0.15	1		05/10/16 23:50	75-00-3	
Chloroform	**0.21J**	ug/L	1.0	0.14	1		05/10/16 23:50	67-66-3	B
Chloromethane	ND	ug/L	1.0	0.080	1		05/10/16 23:50	74-87-3	
Dibromochloromethane	ND	ug/L	1.0	0.21	1		05/10/16 23:50	124-48-1	
1,1-Dichloroethane	ND	ug/L	1.0	0.050	1		05/10/16 23:50	75-34-3	
1,2-Dichloroethane	ND	ug/L	1.0	0.12	1		05/10/16 23:50	107-06-2	
1,1-Dichloroethene	**0.54J**	ug/L	1.0	0.20	1		05/10/16 23:50	75-35-4	
cis-1,2-Dichloroethene	**18.9**	ug/L	1.0	0.080	1		05/10/16 23:50	156-59-2	
trans-1,2-Dichloroethene	ND	ug/L	1.0	0.20	1		05/10/16 23:50	156-60-5	
1,2-Dichloropropane	ND	ug/L	1.0	0.16	1		05/10/16 23:50	78-87-5	
cis-1,3-Dichloropropene	ND	ug/L	1.0	0.14	1		05/10/16 23:50	10061-01-5	
trans-1,3-Dichloropropene	ND	ug/L	1.0	0.12	1		05/10/16 23:50	10061-02-6	
Ethylbenzene	ND	ug/L	1.0	0.18	1		05/10/16 23:50	100-41-4	
2-Hexanone	ND	ug/L	10.0	1.2	1		05/10/16 23:50	591-78-6	
Methylene chloride	ND	ug/L	1.0	0.15	1		05/10/16 23:50	75-09-2	
4-Methyl-2-pentanone (MIBK)	ND	ug/L	10.0	0.42	1		05/10/16 23:50	108-10-1	
Styrene	ND	ug/L	1.0	0.12	1		05/10/16 23:50	100-42-5	
1,1,2,2-Tetrachloroethane	ND	ug/L	1.0	0.15	1		05/10/16 23:50	79-34-5	
Tetrachloroethene	ND	ug/L	1.0	0.10	1		05/10/16 23:50	127-18-4	
Toluene	ND	ug/L	1.0	0.17	1		05/10/16 23:50	108-88-3	
1,1,1-Trichloroethane	ND	ug/L	1.0	0.11	1		05/10/16 23:50	71-55-6	
1,1,2-Trichloroethane	ND	ug/L	1.0	0.20	1		05/10/16 23:50	79-00-5	
Trichloroethene	**283**	ug/L	5.0	0.85	5		05/11/16 00:04	79-01-6	
Vinyl chloride	**0.31J**	ug/L	1.0	0.13	1		05/10/16 23:50	75-01-4	
Xylene (Total)	ND	ug/L	3.0	0.42	1		05/10/16 23:50	1330-20-7	
Surrogates									
4-Bromofluorobenzene (S)	96	%	77-130		1		05/10/16 23:50	460-00-4	
1,2-Dichloroethane-d4 (S)	94	%	81-127		1		05/10/16 23:50	17060-07-0	
Toluene-d8 (S)	94	%	80-120		1		05/10/16 23:50	2037-26-5	
Preservation pH	**1.0**		0.10	0.10	1		05/10/16 23:50		

REPORT OF LABORATORY ANALYSIS

This report shall not be reproduced, except in full,
without the written consent of Pace Analytical Services, Inc..

Pace Analytical Services, Inc.
9608 Loiret Blvd.
Lenexa, KS 66219
(913)599-5665

ANALYTICAL RESULTS

Project: FORT SMITH, AR
Pace Project No.: 60218387

Sample: MW-182-201605 **Lab ID: 60218387027** Collected: 05/04/16 17:15 Received: 05/05/16 05:06 Matrix: Water

Parameters	Results	Units	Report Limit	MDL	DF	Prepared	Analyzed	CAS No.	Qual
2320B Alkalinity	Analytical Method: SM 2320B								
Alkalinity,Bicarbonate (CaCO3)	**41.7**	mg/L	20.0	2.0	1		05/16/16 09:24		
Alkalinity, Carbonate (CaCO3)	ND	mg/L	20.0	2.0	1		05/16/16 09:24		
Alkalinity, Total as CaCO3	**41.7**	mg/L	20.0	2.0	1		05/16/16 09:24		
Iron, Ferric (Calculation)	Analytical Method: SM 3500-Fe B#4								
Iron, Ferric	ND	mg/L	0.20		1		05/17/16 00:00	7439-89-6	
4500H+ pH, Electrometric	Analytical Method: SM 4500-H+B								
pH at 25 Degrees C	**5.7**	Std. Units	0.10	0.10	1		05/17/16 00:00		H6
4500S2D Sulfide, Total	Analytical Method: SM 4500-S-2 D								
Sulfide, Total	ND	mg/L	0.050	0.012	1		05/11/16 14:10	18496-25-8	
300.0 IC Anions 28 Days	Analytical Method: EPA 300.0								
Chloride	**246**	mg/L	20.0	10.0	20		05/11/16 07:04	16887-00-6	
Sulfate	**19.6**	mg/L	2.0	0.50	2		05/11/16 06:48	14808-79-8	
350.1 Ammonia	Analytical Method: EPA 350.1								
Nitrogen, Ammonia	ND	mg/L	0.10	0.046	1		05/09/16 19:35	7664-41-7	
353.2 Nitrogen, NO2/NO3 unpres	Analytical Method: EPA 353.2								
Nitrogen, Nitrate	**11.8**	mg/L	0.50	0.060	5		05/05/16 16:55		
Nitrogen, Nitrite	ND	mg/L	0.50	0.052	5		05/05/16 16:55		
Nitrogen, NO2 plus NO3	**11.8**	mg/L	0.50	0.060	5		05/05/16 16:55		
Total Carbon Dioxide Calc	Analytical Method: SM 4500-CO2 D								
Carbon Dioxide Calculation	**219**	mg/L	20.0	20.0	1		05/17/16 00:00		
5310C TOC	Analytical Method: SM 5310C								
Total Organic Carbon	**0.34J**	mg/L	1.0	0.054	1		05/13/16 00:10	7440-44-0	B
SM4500P-E, Total Phosphorus	Analytical Method: SM 4500-P E Preparation Method: SM4500-P B								
Phosphate as P04	**0.036**	mg/L	0.030	0.010	1	05/16/16 07:17	05/16/16 12:41		

REPORT OF LABORATORY ANALYSIS

This report shall not be reproduced, except in full,
without the written consent of Pace Analytical Services, Inc..

Pace Analytical Services, Inc.
9608 Loiret Blvd.
Lenexa, KS 66219
(913)599-5665

ANALYTICAL RESULTS

Project: FORT SMITH, AR
Pace Project No.: 60218387

Sample: TB-08-201605 **Lab ID: 60218387028** Collected: 05/04/16 08:44 Received: 05/05/16 05:06 Matrix: Water

Parameters	Results	Units	Report Limit	MDL	DF	Prepared	Analyzed	CAS No.	Qual
8260 MSV	Analytical Method: EPA 5030B/8260								
Acetone	ND	ug/L	10.0	1.9	1		05/11/16 08:28	67-64-1	
Benzene	ND	ug/L	1.0	0.060	1		05/11/16 08:28	71-43-2	
Bromodichloromethane	ND	ug/L	1.0	0.19	1		05/11/16 08:28	75-27-4	
Bromoform	ND	ug/L	1.0	0.070	1		05/11/16 08:28	75-25-2	
Bromomethane	ND	ug/L	5.0	0.16	1		05/11/16 08:28	74-83-9	
2-Butanone (MEK)	ND	ug/L	10.0	0.59	1		05/11/16 08:28	78-93-3	
Carbon disulfide	ND	ug/L	5.0	0.12	1		05/11/16 08:28	75-15-0	
Carbon tetrachloride	ND	ug/L	1.0	0.18	1		05/11/16 08:28	56-23-5	
Chlorobenzene	ND	ug/L	1.0	0.21	1		05/11/16 08:28	108-90-7	
Chloroethane	ND	ug/L	1.0	0.15	1		05/11/16 08:28	75-00-3	
Chloroform	ND	ug/L	1.0	0.14	1		05/11/16 08:28	67-66-3	
Chloromethane	ND	ug/L	1.0	0.080	1		05/11/16 08:28	74-87-3	
Dibromochloromethane	ND	ug/L	1.0	0.21	1		05/11/16 08:28	124-48-1	
1,1-Dichloroethane	ND	ug/L	1.0	0.050	1		05/11/16 08:28	75-34-3	
1,2-Dichloroethane	ND	ug/L	1.0	0.12	1		05/11/16 08:28	107-06-2	
1,1-Dichloroethene	ND	ug/L	1.0	0.20	1		05/11/16 08:28	75-35-4	
cis-1,2-Dichloroethene	ND	ug/L	1.0	0.080	1		05/11/16 08:28	156-59-2	
trans-1,2-Dichloroethene	ND	ug/L	1.0	0.20	1		05/11/16 08:28	156-60-5	
1,2-Dichloropropane	ND	ug/L	1.0	0.16	1		05/11/16 08:28	78-87-5	
cis-1,3-Dichloropropene	ND	ug/L	1.0	0.14	1		05/11/16 08:28	10061-01-5	
trans-1,3-Dichloropropene	ND	ug/L	1.0	0.12	1		05/11/16 08:28	10061-02-6	
Ethylbenzene	ND	ug/L	1.0	0.18	1		05/11/16 08:28	100-41-4	
2-Hexanone	ND	ug/L	10.0	1.2	1		05/11/16 08:28	591-78-6	
Methylene chloride	ND	ug/L	1.0	0.15	1		05/11/16 08:28	75-09-2	
4-Methyl-2-pentanone (MIBK)	ND	ug/L	10.0	0.42	1		05/11/16 08:28	108-10-1	
Styrene	ND	ug/L	1.0	0.12	1		05/11/16 08:28	100-42-5	
1,1,2,2-Tetrachloroethane	ND	ug/L	1.0	0.15	1		05/11/16 08:28	79-34-5	
Tetrachloroethene	ND	ug/L	1.0	0.10	1		05/11/16 08:28	127-18-4	
Toluene	ND	ug/L	1.0	0.17	1		05/11/16 08:28	108-88-3	
1,1,1-Trichloroethane	ND	ug/L	1.0	0.11	1		05/11/16 08:28	71-55-6	
1,1,2-Trichloroethane	ND	ug/L	1.0	0.20	1		05/11/16 08:28	79-00-5	
Trichloroethene	ND	ug/L	1.0	0.17	1		05/11/16 08:28	79-01-6	
Vinyl chloride	ND	ug/L	1.0	0.13	1		05/11/16 08:28	75-01-4	
Xylene (Total)	ND	ug/L	3.0	0.42	1		05/11/16 08:28	1330-20-7	
Surrogates									
4-Bromofluorobenzene (S)	97	%	77-130		1		05/11/16 08:28	460-00-4	
1,2-Dichloroethane-d4 (S)	95	%	81-127		1		05/11/16 08:28	17060-07-0	
Toluene-d8 (S)	102	%	80-120		1		05/11/16 08:28	2037-26-5	
Preservation pH	**1.0**		0.10	0.10	1		05/11/16 08:28		

REPORT OF LABORATORY ANALYSIS

This report shall not be reproduced, except in full,
without the written consent of Pace Analytical Services, Inc..

Pace Analytical Services, Inc.
9608 Loiret Blvd.
Lenexa, KS 66219
(913)599-5665

ANALYTICAL RESULTS

Project: FORT SMITH, AR
Pace Project No.: 60218387

Sample: DUP-07-201605 **Lab ID: 60218387029** Collected: 05/04/16 13:10 Received: 05/05/16 05:06 Matrix: Water

Parameters	Results	Units	Report Limit	MDL	DF	Prepared	Analyzed	CAS No.	Qual
8260 MSV	Analytical Method: EPA 5030B/8260								
Acetone	ND	ug/L	10.0	1.9	1		05/11/16 12:18	67-64-1	
Benzene	**0.24J**	ug/L	1.0	0.060	1		05/11/16 12:18	71-43-2	
Bromodichloromethane	ND	ug/L	1.0	0.19	1		05/11/16 12:18	75-27-4	
Bromoform	ND	ug/L	1.0	0.070	1		05/11/16 12:18	75-25-2	
Bromomethane	ND	ug/L	5.0	0.16	1		05/11/16 12:18	74-83-9	
2-Butanone (MEK)	ND	ug/L	10.0	0.59	1		05/11/16 12:18	78-93-3	
Carbon disulfide	ND	ug/L	5.0	0.12	1		05/11/16 12:18	75-15-0	
Carbon tetrachloride	ND	ug/L	1.0	0.18	1		05/11/16 12:18	56-23-5	
Chlorobenzene	ND	ug/L	1.0	0.21	1		05/11/16 12:18	108-90-7	
Chloroethane	ND	ug/L	1.0	0.15	1		05/11/16 12:18	75-00-3	
Chloroform	**0.15J**	ug/L	1.0	0.14	1		05/11/16 12:18	67-66-3	
Chloromethane	ND	ug/L	1.0	0.080	1		05/11/16 12:18	74-87-3	
Dibromochloromethane	ND	ug/L	1.0	0.21	1		05/11/16 12:18	124-48-1	
1,1-Dichloroethane	ND	ug/L	1.0	0.050	1		05/11/16 12:18	75-34-3	
1,2-Dichloroethane	ND	ug/L	1.0	0.12	1		05/11/16 12:18	107-06-2	
1,1-Dichloroethene	**0.37J**	ug/L	1.0	0.20	1		05/11/16 12:18	75-35-4	
cis-1,2-Dichloroethene	**3.2**	ug/L	1.0	0.080	1		05/11/16 12:18	156-59-2	
trans-1,2-Dichloroethene	ND	ug/L	1.0	0.20	1		05/11/16 12:18	156-60-5	
1,2-Dichloropropane	ND	ug/L	1.0	0.16	1		05/11/16 12:18	78-87-5	
cis-1,3-Dichloropropene	ND	ug/L	1.0	0.14	1		05/11/16 12:18	10061-01-5	
trans-1,3-Dichloropropene	ND	ug/L	1.0	0.12	1		05/11/16 12:18	10061-02-6	
Ethylbenzene	ND	ug/L	1.0	0.18	1		05/11/16 12:18	100-41-4	
2-Hexanone	ND	ug/L	10.0	1.2	1		05/11/16 12:18	591-78-6	
Methylene chloride	ND	ug/L	1.0	0.15	1		05/11/16 12:18	75-09-2	
4-Methyl-2-pentanone (MIBK)	ND	ug/L	10.0	0.42	1		05/11/16 12:18	108-10-1	
Styrene	ND	ug/L	1.0	0.12	1		05/11/16 12:18	100-42-5	
1,1,2,2-Tetrachloroethane	ND	ug/L	1.0	0.15	1		05/11/16 12:18	79-34-5	
Tetrachloroethene	ND	ug/L	1.0	0.10	1		05/11/16 12:18	127-18-4	
Toluene	ND	ug/L	1.0	0.17	1		05/11/16 12:18	108-88-3	
1,1,1-Trichloroethane	ND	ug/L	1.0	0.11	1		05/11/16 12:18	71-55-6	
1,1,2-Trichloroethane	ND	ug/L	1.0	0.20	1		05/11/16 12:18	79-00-5	
Trichloroethene	**108**	ug/L	1.0	0.17	1		05/11/16 12:18	79-01-6	
Vinyl chloride	**0.42J**	ug/L	1.0	0.13	1		05/11/16 12:18	75-01-4	
Xylene (Total)	ND	ug/L	3.0	0.42	1		05/11/16 12:18	1330-20-7	
Surrogates									
4-Bromofluorobenzene (S)	99	%	77-130		1		05/11/16 12:18	460-00-4	
1,2-Dichloroethane-d4 (S)	97	%	81-127		1		05/11/16 12:18	17060-07-0	
Toluene-d8 (S)	101	%	80-120		1		05/11/16 12:18	2037-26-5	
Preservation pH	**1.0**		0.10	0.10	1		05/11/16 12:18		

REPORT OF LABORATORY ANALYSIS

This report shall not be reproduced, except in full,
without the written consent of Pace Analytical Services, Inc..

Pace Analytical Services, Inc.
9608 Loiret Blvd.
Lenexa, KS 66219
(913)599-5665

ANALYTICAL RESULTS

Project: FORT SMITH, AR
Pace Project No.: 60218387

Sample: IW-115-201605 **Lab ID: 60218387030** Collected: 05/04/16 15:30 Received: 05/05/16 05:06 Matrix: Water

Parameters	Results	Units	Report Limit	MDL	DF	Prepared	Analyzed	CAS No.	Qual
8260 MSV	Analytical Method: EPA 5030B/8260								
Acetone	**7.7J**	ug/L	10.0	1.9	1		05/06/16 12:52	67-64-1	
Benzene	ND	ug/L	1.0	0.060	1		05/06/16 12:52	71-43-2	
Bromodichloromethane	ND	ug/L	1.0	0.19	1		05/06/16 12:52	75-27-4	
Bromoform	ND	ug/L	1.0	0.070	1		05/06/16 12:52	75-25-2	
Bromomethane	ND	ug/L	5.0	0.16	1		05/06/16 12:52	74-83-9	
2-Butanone (MEK)	ND	ug/L	10.0	0.59	1		05/06/16 12:52	78-93-3	
Carbon disulfide	ND	ug/L	5.0	0.12	1		05/06/16 12:52	75-15-0	
Carbon tetrachloride	ND	ug/L	1.0	0.18	1		05/06/16 12:52	56-23-5	
Chlorobenzene	ND	ug/L	1.0	0.21	1		05/06/16 12:52	108-90-7	
Chloroethane	ND	ug/L	1.0	0.15	1		05/06/16 12:52	75-00-3	
Chloroform	ND	ug/L	1.0	0.14	1		05/06/16 12:52	67-66-3	
Chloromethane	ND	ug/L	1.0	0.080	1		05/06/16 12:52	74-87-3	
Dibromochloromethane	ND	ug/L	1.0	0.21	1		05/06/16 12:52	124-48-1	
1,1-Dichloroethane	ND	ug/L	1.0	0.050	1		05/06/16 12:52	75-34-3	
1,2-Dichloroethane	ND	ug/L	1.0	0.12	1		05/06/16 12:52	107-06-2	
1,1-Dichloroethene	ND	ug/L	1.0	0.20	1		05/06/16 12:52	75-35-4	
cis-1,2-Dichloroethene	**1.1**	ug/L	1.0	0.080	1		05/06/16 12:52	156-59-2	
trans-1,2-Dichloroethene	ND	ug/L	1.0	0.20	1		05/06/16 12:52	156-60-5	
1,2-Dichloropropane	ND	ug/L	1.0	0.16	1		05/06/16 12:52	78-87-5	
cis-1,3-Dichloropropene	ND	ug/L	1.0	0.14	1		05/06/16 12:52	10061-01-5	
trans-1,3-Dichloropropene	ND	ug/L	1.0	0.12	1		05/06/16 12:52	10061-02-6	
Ethylbenzene	ND	ug/L	1.0	0.18	1		05/06/16 12:52	100-41-4	
2-Hexanone	ND	ug/L	10.0	1.2	1		05/06/16 12:52	591-78-6	
Methylene chloride	ND	ug/L	1.0	0.15	1		05/06/16 12:52	75-09-2	
4-Methyl-2-pentanone (MIBK)	ND	ug/L	10.0	0.42	1		05/06/16 12:52	108-10-1	
Styrene	ND	ug/L	1.0	0.12	1		05/06/16 12:52	100-42-5	
1,1,2,2-Tetrachloroethane	ND	ug/L	1.0	0.15	1		05/06/16 12:52	79-34-5	
Tetrachloroethene	ND	ug/L	1.0	0.10	1		05/06/16 12:52	127-18-4	
Toluene	ND	ug/L	1.0	0.17	1		05/06/16 12:52	108-88-3	
1,1,1-Trichloroethane	ND	ug/L	1.0	0.11	1		05/06/16 12:52	71-55-6	
1,1,2-Trichloroethane	ND	ug/L	1.0	0.20	1		05/06/16 12:52	79-00-5	
Trichloroethene	**51.9**	ug/L	1.0	0.17	1		05/06/16 12:52	79-01-6	
Vinyl chloride	ND	ug/L	1.0	0.13	1		05/06/16 12:52	75-01-4	
Xylene (Total)	ND	ug/L	3.0	0.42	1		05/06/16 12:52	1330-20-7	
Surrogates									
4-Bromofluorobenzene (S)	102	%	77-130		1		05/06/16 12:52	460-00-4	
1,2-Dichloroethane-d4 (S)	108	%	81-127		1		05/06/16 12:52	17060-07-0	
Toluene-d8 (S)	99	%	80-120		1		05/06/16 12:52	2037-26-5	
Preservation pH	**6.0**		0.10	0.10	1		05/06/16 12:52		

REPORT OF LABORATORY ANALYSIS

This report shall not be reproduced, except in full,
without the written consent of Pace Analytical Services, Inc..

Pace Analytical Services, Inc.
9608 Loiret Blvd.
Lenexa, KS 66219
(913)599-5665

ANALYTICAL RESULTS

Project: FORT SMITH, AR
Pace Project No.: 60218387

Sample: TB-09-201605 **Lab ID: 60218387031** Collected: 05/04/16 08:44 Received: 05/05/16 05:06 Matrix: Water

Parameters	Results	Units	Report Limit	MDL	DF	Prepared	Analyzed	CAS No.	Qual
8260 MSV	Analytical Method: EPA 5030B/8260								
Acetone	ND	ug/L	10.0	1.9	1		05/11/16 08:42	67-64-1	
Benzene	ND	ug/L	1.0	0.060	1		05/11/16 08:42	71-43-2	
Bromodichloromethane	ND	ug/L	1.0	0.19	1		05/11/16 08:42	75-27-4	
Bromoform	ND	ug/L	1.0	0.070	1		05/11/16 08:42	75-25-2	
Bromomethane	ND	ug/L	5.0	0.16	1		05/11/16 08:42	74-83-9	
2-Butanone (MEK)	ND	ug/L	10.0	0.59	1		05/11/16 08:42	78-93-3	
Carbon disulfide	ND	ug/L	5.0	0.12	1		05/11/16 08:42	75-15-0	
Carbon tetrachloride	ND	ug/L	1.0	0.18	1		05/11/16 08:42	56-23-5	
Chlorobenzene	ND	ug/L	1.0	0.21	1		05/11/16 08:42	108-90-7	
Chloroethane	ND	ug/L	1.0	0.15	1		05/11/16 08:42	75-00-3	
Chloroform	ND	ug/L	1.0	0.14	1		05/11/16 08:42	67-66-3	
Chloromethane	ND	ug/L	1.0	0.080	1		05/11/16 08:42	74-87-3	
Dibromochloromethane	ND	ug/L	1.0	0.21	1		05/11/16 08:42	124-48-1	
1,1-Dichloroethane	ND	ug/L	1.0	0.050	1		05/11/16 08:42	75-34-3	
1,2-Dichloroethane	ND	ug/L	1.0	0.12	1		05/11/16 08:42	107-06-2	
1,1-Dichloroethene	ND	ug/L	1.0	0.20	1		05/11/16 08:42	75-35-4	
cis-1,2-Dichloroethene	ND	ug/L	1.0	0.080	1		05/11/16 08:42	156-59-2	
trans-1,2-Dichloroethene	ND	ug/L	1.0	0.20	1		05/11/16 08:42	156-60-5	
1,2-Dichloropropane	ND	ug/L	1.0	0.16	1		05/11/16 08:42	78-87-5	
cis-1,3-Dichloropropene	ND	ug/L	1.0	0.14	1		05/11/16 08:42	10061-01-5	
trans-1,3-Dichloropropene	ND	ug/L	1.0	0.12	1		05/11/16 08:42	10061-02-6	
Ethylbenzene	ND	ug/L	1.0	0.18	1		05/11/16 08:42	100-41-4	
2-Hexanone	ND	ug/L	10.0	1.2	1		05/11/16 08:42	591-78-6	
Methylene chloride	ND	ug/L	1.0	0.15	1		05/11/16 08:42	75-09-2	
4-Methyl-2-pentanone (MIBK)	ND	ug/L	10.0	0.42	1		05/11/16 08:42	108-10-1	
Styrene	ND	ug/L	1.0	0.12	1		05/11/16 08:42	100-42-5	
1,1,2,2-Tetrachloroethane	ND	ug/L	1.0	0.15	1		05/11/16 08:42	79-34-5	
Tetrachloroethene	ND	ug/L	1.0	0.10	1		05/11/16 08:42	127-18-4	
Toluene	ND	ug/L	1.0	0.17	1		05/11/16 08:42	108-88-3	
1,1,1-Trichloroethane	ND	ug/L	1.0	0.11	1		05/11/16 08:42	71-55-6	
1,1,2-Trichloroethane	ND	ug/L	1.0	0.20	1		05/11/16 08:42	79-00-5	
Trichloroethene	ND	ug/L	1.0	0.17	1		05/11/16 08:42	79-01-6	
Vinyl chloride	ND	ug/L	1.0	0.13	1		05/11/16 08:42	75-01-4	
Xylene (Total)	ND	ug/L	3.0	0.42	1		05/11/16 08:42	1330-20-7	
Surrogates									
4-Bromofluorobenzene (S)	101	%	77-130		1		05/11/16 08:42	460-00-4	
1,2-Dichloroethane-d4 (S)	105	%	81-127		1		05/11/16 08:42	17060-07-0	
Toluene-d8 (S)	104	%	80-120		1		05/11/16 08:42	2037-26-5	
Preservation pH	**1.0**		0.10	0.10	1		05/11/16 08:42		

REPORT OF LABORATORY ANALYSIS

This report shall not be reproduced, except in full,
without the written consent of Pace Analytical Services, Inc..

Pace Analytical Services, Inc.
9608 Loiret Blvd.
Lenexa, KS 66219
(913)599-5665

ANALYTICAL RESULTS

Project: FORT SMITH, AR
Pace Project No.: 60218387

Sample: DUP-08-201605 **Lab ID: 60218387032** Collected: 05/04/16 16:20 Received: 05/05/16 05:06 Matrix: Water

Parameters	Results	Units	Report Limit	MDL	DF	Prepared	Analyzed	CAS No.	Qual
8260 MSV	Analytical Method: EPA 5030B/8260								
Acetone	**5.9J**	ug/L	10.0	1.9	1		05/06/16 11:54	67-64-1	
Benzene	**0.18J**	ug/L	1.0	0.060	1		05/06/16 11:54	71-43-2	
Bromodichloromethane	**0.32J**	ug/L	1.0	0.19	1		05/06/16 11:54	75-27-4	
Bromoform	**3.3**	ug/L	1.0	0.070	1		05/06/16 11:54	75-25-2	
Bromomethane	**2.4J**	ug/L	5.0	0.16	1		05/06/16 11:54	74-83-9	
2-Butanone (MEK)	ND	ug/L	10.0	0.59	1		05/06/16 11:54	78-93-3	
Carbon disulfide	**0.19J**	ug/L	5.0	0.12	1		05/06/16 11:54	75-15-0	
Carbon tetrachloride	ND	ug/L	1.0	0.18	1		05/06/16 11:54	56-23-5	
Chlorobenzene	ND	ug/L	1.0	0.21	1		05/06/16 11:54	108-90-7	
Chloroethane	ND	ug/L	1.0	0.15	1		05/06/16 11:54	75-00-3	
Chloroform	**1.9**	ug/L	1.0	0.14	1		05/06/16 11:54	67-66-3	
Chloromethane	**5.8**	ug/L	1.0	0.080	1		05/06/16 11:54	74-87-3	
Dibromochloromethane	**0.32J**	ug/L	1.0	0.21	1		05/06/16 11:54	124-48-1	
1,1-Dichloroethane	**0.22J**	ug/L	1.0	0.050	1		05/06/16 11:54	75-34-3	
1,2-Dichloroethane	ND	ug/L	1.0	0.12	1		05/06/16 11:54	107-06-2	
1,1-Dichloroethene	**0.46J**	ug/L	1.0	0.20	1		05/06/16 11:54	75-35-4	
cis-1,2-Dichloroethene	**25.7**	ug/L	1.0	0.080	1		05/06/16 11:54	156-59-2	
trans-1,2-Dichloroethene	**4.5**	ug/L	1.0	0.20	1		05/06/16 11:54	156-60-5	
1,2-Dichloropropane	ND	ug/L	1.0	0.16	1		05/06/16 11:54	78-87-5	
cis-1,3-Dichloropropene	ND	ug/L	1.0	0.14	1		05/06/16 11:54	10061-01-5	
trans-1,3-Dichloropropene	ND	ug/L	1.0	0.12	1		05/06/16 11:54	10061-02-6	
Ethylbenzene	ND	ug/L	1.0	0.18	1		05/06/16 11:54	100-41-4	
2-Hexanone	ND	ug/L	10.0	1.2	1		05/06/16 11:54	591-78-6	
Methylene chloride	**0.69J**	ug/L	1.0	0.15	1		05/06/16 11:54	75-09-2	
4-Methyl-2-pentanone (MIBK)	ND	ug/L	10.0	0.42	1		05/06/16 11:54	108-10-1	
Styrene	ND	ug/L	1.0	0.12	1		05/06/16 11:54	100-42-5	
1,1,2,2-Tetrachloroethane	ND	ug/L	1.0	0.15	1		05/06/16 11:54	79-34-5	
Tetrachloroethene	**1.3**	ug/L	1.0	0.10	1		05/06/16 11:54	127-18-4	
Toluene	ND	ug/L	1.0	0.17	1		05/06/16 11:54	108-88-3	
1,1,1-Trichloroethane	**5.3**	ug/L	1.0	0.11	1		05/06/16 11:54	71-55-6	
1,1,2-Trichloroethane	ND	ug/L	1.0	0.20	1		05/06/16 11:54	79-00-5	
Trichloroethene	**1840**	ug/L	20.0	3.4	20		05/09/16 15:18	79-01-6	
Vinyl chloride	**1.7**	ug/L	1.0	0.13	1		05/06/16 11:54	75-01-4	
Xylene (Total)	ND	ug/L	3.0	0.42	1		05/06/16 11:54	1330-20-7	
Surrogates									
4-Bromofluorobenzene (S)	101	%	77-130		1		05/06/16 11:54	460-00-4	
1,2-Dichloroethane-d4 (S)	112	%	81-127		1		05/06/16 11:54	17060-07-0	
Toluene-d8 (S)	98	%	80-120		1		05/06/16 11:54	2037-26-5	
Preservation pH	**4.0**		0.10	0.10	1		05/06/16 11:54		

REPORT OF LABORATORY ANALYSIS

This report shall not be reproduced, except in full,
without the written consent of Pace Analytical Services, Inc..

Pace Analytical Services, Inc.
9608 Loiret Blvd.
Lenexa, KS 66219
(913)599-5665

ANALYTICAL RESULTS

Project: FORT SMITH, AR
Pace Project No.: 60218387

Sample: DUP-04-201605 **Lab ID: 60218387033** Collected: 05/04/16 13:15 Received: 05/05/16 05:06 Matrix: Water

Parameters	Results	Units	Report Limit	MDL	DF	Prepared	Analyzed	CAS No.	Qual
8260 MSV	Analytical Method: EPA 5030B/8260								
Acetone	ND	ug/L	10.0	1.9	1		05/11/16 12:32	67-64-1	
Benzene	ND	ug/L	1.0	0.060	1		05/11/16 12:32	71-43-2	
Bromodichloromethane	ND	ug/L	1.0	0.19	1		05/11/16 12:32	75-27-4	
Bromoform	ND	ug/L	1.0	0.070	1		05/11/16 12:32	75-25-2	
Bromomethane	ND	ug/L	5.0	0.16	1		05/11/16 12:32	74-83-9	
2-Butanone (MEK)	ND	ug/L	10.0	0.59	1		05/11/16 12:32	78-93-3	
Carbon disulfide	ND	ug/L	5.0	0.12	1		05/11/16 12:32	75-15-0	
Carbon tetrachloride	ND	ug/L	1.0	0.18	1		05/11/16 12:32	56-23-5	
Chlorobenzene	ND	ug/L	1.0	0.21	1		05/11/16 12:32	108-90-7	
Chloroethane	ND	ug/L	1.0	0.15	1		05/11/16 12:32	75-00-3	
Chloroform	ND	ug/L	1.0	0.14	1		05/11/16 12:32	67-66-3	
Chloromethane	ND	ug/L	1.0	0.080	1		05/11/16 12:32	74-87-3	
Dibromochloromethane	ND	ug/L	1.0	0.21	1		05/11/16 12:32	124-48-1	
1,1-Dichloroethane	ND	ug/L	1.0	0.050	1		05/11/16 12:32	75-34-3	
1,2-Dichloroethane	ND	ug/L	1.0	0.12	1		05/11/16 12:32	107-06-2	
1,1-Dichloroethene	**1.7**	ug/L	1.0	0.20	1		05/11/16 12:32	75-35-4	
cis-1,2-Dichloroethene	**25.2**	ug/L	1.0	0.080	1		05/11/16 12:32	156-59-2	
trans-1,2-Dichloroethene	ND	ug/L	1.0	0.20	1		05/11/16 12:32	156-60-5	
1,2-Dichloropropane	ND	ug/L	1.0	0.16	1		05/11/16 12:32	78-87-5	
cis-1,3-Dichloropropene	ND	ug/L	1.0	0.14	1		05/11/16 12:32	10061-01-5	
trans-1,3-Dichloropropene	ND	ug/L	1.0	0.12	1		05/11/16 12:32	10061-02-6	
Ethylbenzene	ND	ug/L	1.0	0.18	1		05/11/16 12:32	100-41-4	
2-Hexanone	ND	ug/L	10.0	1.2	1		05/11/16 12:32	591-78-6	
Methylene chloride	ND	ug/L	1.0	0.15	1		05/11/16 12:32	75-09-2	
4-Methyl-2-pentanone (MIBK)	ND	ug/L	10.0	0.42	1		05/11/16 12:32	108-10-1	
Styrene	ND	ug/L	1.0	0.12	1		05/11/16 12:32	100-42-5	
1,1,2,2-Tetrachloroethane	ND	ug/L	1.0	0.15	1		05/11/16 12:32	79-34-5	
Tetrachloroethene	ND	ug/L	1.0	0.10	1		05/11/16 12:32	127-18-4	
Toluene	ND	ug/L	1.0	0.17	1		05/11/16 12:32	108-88-3	
1,1,1-Trichloroethane	ND	ug/L	1.0	0.11	1		05/11/16 12:32	71-55-6	
1,1,2-Trichloroethane	ND	ug/L	1.0	0.20	1		05/11/16 12:32	79-00-5	
Trichloroethene	**308**	ug/L	5.0	0.85	5		05/12/16 18:20	79-01-6	
Vinyl chloride	**0.64J**	ug/L	1.0	0.13	1		05/11/16 12:32	75-01-4	
Xylene (Total)	ND	ug/L	3.0	0.42	1		05/11/16 12:32	1330-20-7	
Surrogates									
4-Bromofluorobenzene (S)	99	%	77-130		1		05/11/16 12:32	460-00-4	
1,2-Dichloroethane-d4 (S)	97	%	81-127		1		05/11/16 12:32	17060-07-0	
Toluene-d8 (S)	101	%	80-120		1		05/11/16 12:32	2037-26-5	
Preservation pH	**1.0**		0.10	0.10	1		05/11/16 12:32		

REPORT OF LABORATORY ANALYSIS

This report shall not be reproduced, except in full,
without the written consent of Pace Analytical Services, Inc..

Pace Analytical Services, Inc.
9608 Loiret Blvd.
Lenexa, KS 66219
(913)599-5665

ANALYTICAL RESULTS

Project: FORT SMITH, AR
Pace Project No.: 60218387

Sample: TB-10-201605 **Lab ID: 60218387034** Collected: 05/04/16 08:44 Received: 05/05/16 05:06 Matrix: Water

Parameters	Results	Units	Report Limit	MDL	DF	Prepared	Analyzed	CAS No.	Qual
8260 MSV	Analytical Method: EPA 5030B/8260								
Acetone	ND	ug/L	10.0	1.9	1		05/11/16 08:57	67-64-1	
Benzene	ND	ug/L	1.0	0.060	1		05/11/16 08:57	71-43-2	
Bromodichloromethane	ND	ug/L	1.0	0.19	1		05/11/16 08:57	75-27-4	
Bromoform	ND	ug/L	1.0	0.070	1		05/11/16 08:57	75-25-2	
Bromomethane	ND	ug/L	5.0	0.16	1		05/11/16 08:57	74-83-9	
2-Butanone (MEK)	ND	ug/L	10.0	0.59	1		05/11/16 08:57	78-93-3	
Carbon disulfide	ND	ug/L	5.0	0.12	1		05/11/16 08:57	75-15-0	
Carbon tetrachloride	ND	ug/L	1.0	0.18	1		05/11/16 08:57	56-23-5	
Chlorobenzene	ND	ug/L	1.0	0.21	1		05/11/16 08:57	108-90-7	
Chloroethane	ND	ug/L	1.0	0.15	1		05/11/16 08:57	75-00-3	
Chloroform	ND	ug/L	1.0	0.14	1		05/11/16 08:57	67-66-3	
Chloromethane	ND	ug/L	1.0	0.080	1		05/11/16 08:57	74-87-3	
Dibromochloromethane	ND	ug/L	1.0	0.21	1		05/11/16 08:57	124-48-1	
1,1-Dichloroethane	ND	ug/L	1.0	0.050	1		05/11/16 08:57	75-34-3	
1,2-Dichloroethane	ND	ug/L	1.0	0.12	1		05/11/16 08:57	107-06-2	
1,1-Dichloroethene	ND	ug/L	1.0	0.20	1		05/11/16 08:57	75-35-4	
cis-1,2-Dichloroethene	ND	ug/L	1.0	0.080	1		05/11/16 08:57	156-59-2	
trans-1,2-Dichloroethene	ND	ug/L	1.0	0.20	1		05/11/16 08:57	156-60-5	
1,2-Dichloropropane	ND	ug/L	1.0	0.16	1		05/11/16 08:57	78-87-5	
cis-1,3-Dichloropropene	ND	ug/L	1.0	0.14	1		05/11/16 08:57	10061-01-5	
trans-1,3-Dichloropropene	ND	ug/L	1.0	0.12	1		05/11/16 08:57	10061-02-6	
Ethylbenzene	ND	ug/L	1.0	0.18	1		05/11/16 08:57	100-41-4	
2-Hexanone	ND	ug/L	10.0	1.2	1		05/11/16 08:57	591-78-6	
Methylene chloride	ND	ug/L	1.0	0.15	1		05/11/16 08:57	75-09-2	
4-Methyl-2-pentanone (MIBK)	ND	ug/L	10.0	0.42	1		05/11/16 08:57	108-10-1	
Styrene	ND	ug/L	1.0	0.12	1		05/11/16 08:57	100-42-5	
1,1,2,2-Tetrachloroethane	ND	ug/L	1.0	0.15	1		05/11/16 08:57	79-34-5	
Tetrachloroethene	ND	ug/L	1.0	0.10	1		05/11/16 08:57	127-18-4	
Toluene	ND	ug/L	1.0	0.17	1		05/11/16 08:57	108-88-3	
1,1,1-Trichloroethane	ND	ug/L	1.0	0.11	1		05/11/16 08:57	71-55-6	
1,1,2-Trichloroethane	ND	ug/L	1.0	0.20	1		05/11/16 08:57	79-00-5	
Trichloroethene	ND	ug/L	1.0	0.17	1		05/11/16 08:57	79-01-6	
Vinyl chloride	ND	ug/L	1.0	0.13	1		05/11/16 08:57	75-01-4	
Xylene (Total)	ND	ug/L	3.0	0.42	1		05/11/16 08:57	1330-20-7	
Surrogates									
4-Bromofluorobenzene (S)	99	%	77-130		1		05/11/16 08:57	460-00-4	
1,2-Dichloroethane-d4 (S)	98	%	81-127		1		05/11/16 08:57	17060-07-0	
Toluene-d8 (S)	103	%	80-120		1		05/11/16 08:57	2037-26-5	
Preservation pH	**1.0**		0.10	0.10	1		05/11/16 08:57		

REPORT OF LABORATORY ANALYSIS

This report shall not be reproduced, except in full,
without the written consent of Pace Analytical Services, Inc..

Pace Analytical Services, Inc.
9608 Loiret Blvd.
Lenexa, KS 66219
(913)599-5665

ANALYTICAL RESULTS

Project: FORT SMITH, AR
Pace Project No.: 60218387

Sample: TB-11-201605 **Lab ID: 60218387035** Collected: 05/04/16 08:44 Received: 05/05/16 05:06 Matrix: Water

Parameters	Results	Units	Report Limit	MDL	DF	Prepared	Analyzed	CAS No.	Qual
8260 MSV	Analytical Method: EPA 5030B/8260								
Acetone	ND	ug/L	10.0	1.9	1		05/11/16 09:11	67-64-1	
Benzene	ND	ug/L	1.0	0.060	1		05/11/16 09:11	71-43-2	
Bromodichloromethane	ND	ug/L	1.0	0.19	1		05/11/16 09:11	75-27-4	
Bromoform	ND	ug/L	1.0	0.070	1		05/11/16 09:11	75-25-2	
Bromomethane	ND	ug/L	5.0	0.16	1		05/11/16 09:11	74-83-9	
2-Butanone (MEK)	ND	ug/L	10.0	0.59	1		05/11/16 09:11	78-93-3	
Carbon disulfide	ND	ug/L	5.0	0.12	1		05/11/16 09:11	75-15-0	
Carbon tetrachloride	ND	ug/L	1.0	0.18	1		05/11/16 09:11	56-23-5	
Chlorobenzene	ND	ug/L	1.0	0.21	1		05/11/16 09:11	108-90-7	
Chloroethane	ND	ug/L	1.0	0.15	1		05/11/16 09:11	75-00-3	
Chloroform	ND	ug/L	1.0	0.14	1		05/11/16 09:11	67-66-3	
Chloromethane	ND	ug/L	1.0	0.080	1		05/11/16 09:11	74-87-3	
Dibromochloromethane	ND	ug/L	1.0	0.21	1		05/11/16 09:11	124-48-1	
1,1-Dichloroethane	ND	ug/L	1.0	0.050	1		05/11/16 09:11	75-34-3	
1,2-Dichloroethane	ND	ug/L	1.0	0.12	1		05/11/16 09:11	107-06-2	
1,1-Dichloroethene	ND	ug/L	1.0	0.20	1		05/11/16 09:11	75-35-4	
cis-1,2-Dichloroethene	ND	ug/L	1.0	0.080	1		05/11/16 09:11	156-59-2	
trans-1,2-Dichloroethene	ND	ug/L	1.0	0.20	1		05/11/16 09:11	156-60-5	
1,2-Dichloropropane	ND	ug/L	1.0	0.16	1		05/11/16 09:11	78-87-5	
cis-1,3-Dichloropropene	ND	ug/L	1.0	0.14	1		05/11/16 09:11	10061-01-5	
trans-1,3-Dichloropropene	ND	ug/L	1.0	0.12	1		05/11/16 09:11	10061-02-6	
Ethylbenzene	ND	ug/L	1.0	0.18	1		05/11/16 09:11	100-41-4	
2-Hexanone	ND	ug/L	10.0	1.2	1		05/11/16 09:11	591-78-6	
Methylene chloride	ND	ug/L	1.0	0.15	1		05/11/16 09:11	75-09-2	
4-Methyl-2-pentanone (MIBK)	ND	ug/L	10.0	0.42	1		05/11/16 09:11	108-10-1	
Styrene	ND	ug/L	1.0	0.12	1		05/11/16 09:11	100-42-5	
1,1,2,2-Tetrachloroethane	ND	ug/L	1.0	0.15	1		05/11/16 09:11	79-34-5	
Tetrachloroethene	ND	ug/L	1.0	0.10	1		05/11/16 09:11	127-18-4	
Toluene	ND	ug/L	1.0	0.17	1		05/11/16 09:11	108-88-3	
1,1,1-Trichloroethane	ND	ug/L	1.0	0.11	1		05/11/16 09:11	71-55-6	
1,1,2-Trichloroethane	ND	ug/L	1.0	0.20	1		05/11/16 09:11	79-00-5	
Trichloroethene	ND	ug/L	1.0	0.17	1		05/11/16 09:11	79-01-6	
Vinyl chloride	ND	ug/L	1.0	0.13	1		05/11/16 09:11	75-01-4	
Xylene (Total)	ND	ug/L	3.0	0.42	1		05/11/16 09:11	1330-20-7	
Surrogates									
4-Bromofluorobenzene (S)	97	%	77-130		1		05/11/16 09:11	460-00-4	
1,2-Dichloroethane-d4 (S)	95	%	81-127		1		05/11/16 09:11	17060-07-0	
Toluene-d8 (S)	101	%	80-120		1		05/11/16 09:11	2037-26-5	
Preservation pH	**1.0**		0.10	0.10	1		05/11/16 09:11		

REPORT OF LABORATORY ANALYSIS

This report shall not be reproduced, except in full,
without the written consent of Pace Analytical Services, Inc..

Pace Analytical Services, Inc.
9608 Loiret Blvd.
Lenexa, KS 66219
(913)599-5665

ANALYTICAL RESULTS

Project: FORT SMITH, AR
Pace Project No.: 60218387

Sample: IW-79-201605 **Lab ID: 60218387036** Collected: 05/04/16 11:25 Received: 05/05/16 05:06 Matrix: Water

Parameters	Results	Units	Report Limit	MDL	DF	Prepared	Analyzed	CAS No.	Qual
8260 MSV	Analytical Method: EPA 5030B/8260								
Acetone	**10.0**	ug/L	10.0	1.9	1		05/06/16 12:09	67-64-1	
Benzene	ND	ug/L	1.0	0.060	1		05/06/16 12:09	71-43-2	
Bromodichloromethane	ND	ug/L	1.0	0.19	1		05/06/16 12:09	75-27-4	
Bromoform	**0.41J**	ug/L	1.0	0.070	1		05/06/16 12:09	75-25-2	
Bromomethane	**1.0J**	ug/L	5.0	0.16	1		05/06/16 12:09	74-83-9	
2-Butanone (MEK)	ND	ug/L	10.0	0.59	1		05/06/16 12:09	78-93-3	
Carbon disulfide	ND	ug/L	5.0	0.12	1		05/06/16 12:09	75-15-0	
Carbon tetrachloride	ND	ug/L	1.0	0.18	1		05/06/16 12:09	56-23-5	
Chlorobenzene	ND	ug/L	1.0	0.21	1		05/06/16 12:09	108-90-7	
Chloroethane	ND	ug/L	1.0	0.15	1		05/06/16 12:09	75-00-3	
Chloroform	ND	ug/L	1.0	0.14	1		05/06/16 12:09	67-66-3	
Chloromethane	ND	ug/L	1.0	0.080	1		05/06/16 12:09	74-87-3	
Dibromochloromethane	ND	ug/L	1.0	0.21	1		05/06/16 12:09	124-48-1	
1,1-Dichloroethane	ND	ug/L	1.0	0.050	1		05/06/16 12:09	75-34-3	
1,2-Dichloroethane	ND	ug/L	1.0	0.12	1		05/06/16 12:09	107-06-2	
1,1-Dichloroethene	ND	ug/L	1.0	0.20	1		05/06/16 12:09	75-35-4	
cis-1,2-Dichloroethene	**1.0**	ug/L	1.0	0.080	1		05/06/16 12:09	156-59-2	
trans-1,2-Dichloroethene	ND	ug/L	1.0	0.20	1		05/06/16 12:09	156-60-5	
1,2-Dichloropropane	ND	ug/L	1.0	0.16	1		05/06/16 12:09	78-87-5	
cis-1,3-Dichloropropene	ND	ug/L	1.0	0.14	1		05/06/16 12:09	10061-01-5	
trans-1,3-Dichloropropene	ND	ug/L	1.0	0.12	1		05/06/16 12:09	10061-02-6	
Ethylbenzene	ND	ug/L	1.0	0.18	1		05/06/16 12:09	100-41-4	
2-Hexanone	ND	ug/L	10.0	1.2	1		05/06/16 12:09	591-78-6	
Methylene chloride	ND	ug/L	1.0	0.15	1		05/06/16 12:09	75-09-2	
4-Methyl-2-pentanone (MIBK)	ND	ug/L	10.0	0.42	1		05/06/16 12:09	108-10-1	
Styrene	ND	ug/L	1.0	0.12	1		05/06/16 12:09	100-42-5	
1,1,2,2-Tetrachloroethane	ND	ug/L	1.0	0.15	1		05/06/16 12:09	79-34-5	
Tetrachloroethene	ND	ug/L	1.0	0.10	1		05/06/16 12:09	127-18-4	
Toluene	ND	ug/L	1.0	0.17	1		05/06/16 12:09	108-88-3	
1,1,1-Trichloroethane	ND	ug/L	1.0	0.11	1		05/06/16 12:09	71-55-6	
1,1,2-Trichloroethane	ND	ug/L	1.0	0.20	1		05/06/16 12:09	79-00-5	
Trichloroethene	**55.0**	ug/L	1.0	0.17	1		05/06/16 12:09	79-01-6	
Vinyl chloride	ND	ug/L	1.0	0.13	1		05/06/16 12:09	75-01-4	
Xylene (Total)	ND	ug/L	3.0	0.42	1		05/06/16 12:09	1330-20-7	
Surrogates									
4-Bromofluorobenzene (S)	100	%	77-130		1		05/06/16 12:09	460-00-4	
1,2-Dichloroethane-d4 (S)	109	%	81-127		1		05/06/16 12:09	17060-07-0	
Toluene-d8 (S)	99	%	80-120		1		05/06/16 12:09	2037-26-5	
Preservation pH	**4.0**		0.10	0.10	1		05/06/16 12:09		

REPORT OF LABORATORY ANALYSIS

This report shall not be reproduced, except in full,
without the written consent of Pace Analytical Services, Inc..

Pace Analytical Services, Inc.
9608 Loiret Blvd.
Lenexa, KS 66219
(913)599-5665

ANALYTICAL RESULTS

Project: FORT SMITH, AR
Pace Project No.: 60218387

Sample: DUP-02-201605 **Lab ID: 60218387037** Collected: 05/04/16 16:30 Received: 05/05/16 05:06 Matrix: Water

Parameters	Results	Units	Report Limit	MDL	DF	Prepared	Analyzed	CAS No.	Qual
8260 MSV	Analytical Method: EPA 5030B/8260								
Acetone	ND	ug/L	10.0	1.9	1		05/11/16 12:47	67-64-1	
Benzene	**0.11J**	ug/L	1.0	0.060	1		05/11/16 12:47	71-43-2	
Bromodichloromethane	ND	ug/L	1.0	0.19	1		05/11/16 12:47	75-27-4	
Bromoform	ND	ug/L	1.0	0.070	1		05/11/16 12:47	75-25-2	
Bromomethane	ND	ug/L	5.0	0.16	1		05/11/16 12:47	74-83-9	
2-Butanone (MEK)	ND	ug/L	10.0	0.59	1		05/11/16 12:47	78-93-3	
Carbon disulfide	ND	ug/L	5.0	0.12	1		05/11/16 12:47	75-15-0	
Carbon tetrachloride	ND	ug/L	1.0	0.18	1		05/11/16 12:47	56-23-5	
Chlorobenzene	ND	ug/L	1.0	0.21	1		05/11/16 12:47	108-90-7	
Chloroethane	ND	ug/L	1.0	0.15	1		05/11/16 12:47	75-00-3	
Chloroform	**0.24J**	ug/L	1.0	0.14	1		05/11/16 12:47	67-66-3	
Chloromethane	ND	ug/L	1.0	0.080	1		05/11/16 12:47	74-87-3	
Dibromochloromethane	ND	ug/L	1.0	0.21	1		05/11/16 12:47	124-48-1	
1,1-Dichloroethane	**1.3**	ug/L	1.0	0.050	1		05/11/16 12:47	75-34-3	
1,2-Dichloroethane	ND	ug/L	1.0	0.12	1		05/11/16 12:47	107-06-2	
1,1-Dichloroethene	**3.9**	ug/L	1.0	0.20	1		05/11/16 12:47	75-35-4	
cis-1,2-Dichloroethene	**33.4**	ug/L	1.0	0.080	1		05/11/16 12:47	156-59-2	
trans-1,2-Dichloroethene	**0.41J**	ug/L	1.0	0.20	1		05/11/16 12:47	156-60-5	
1,2-Dichloropropane	ND	ug/L	1.0	0.16	1		05/11/16 12:47	78-87-5	
cis-1,3-Dichloropropene	ND	ug/L	1.0	0.14	1		05/11/16 12:47	10061-01-5	
trans-1,3-Dichloropropene	ND	ug/L	1.0	0.12	1		05/11/16 12:47	10061-02-6	
Ethylbenzene	ND	ug/L	1.0	0.18	1		05/11/16 12:47	100-41-4	
2-Hexanone	ND	ug/L	10.0	1.2	1		05/11/16 12:47	591-78-6	
Methylene chloride	ND	ug/L	1.0	0.15	1		05/11/16 12:47	75-09-2	
4-Methyl-2-pentanone (MIBK)	ND	ug/L	10.0	0.42	1		05/11/16 12:47	108-10-1	
Styrene	ND	ug/L	1.0	0.12	1		05/11/16 12:47	100-42-5	
1,1,2,2-Tetrachloroethane	ND	ug/L	1.0	0.15	1		05/11/16 12:47	79-34-5	
Tetrachloroethene	**1.8**	ug/L	1.0	0.10	1		05/11/16 12:47	127-18-4	
Toluene	ND	ug/L	1.0	0.17	1		05/11/16 12:47	108-88-3	
1,1,1-Trichloroethane	ND	ug/L	1.0	0.11	1		05/11/16 12:47	71-55-6	
1,1,2-Trichloroethane	ND	ug/L	1.0	0.20	1		05/11/16 12:47	79-00-5	
Trichloroethene	**459**	ug/L	10.0	1.7	10		05/12/16 18:34	79-01-6	
Vinyl chloride	**0.26J**	ug/L	1.0	0.13	1		05/11/16 12:47	75-01-4	
Xylene (Total)	ND	ug/L	3.0	0.42	1		05/11/16 12:47	1330-20-7	
Surrogates									
4-Bromofluorobenzene (S)	96	%	77-130		1		05/11/16 12:47	460-00-4	
1,2-Dichloroethane-d4 (S)	97	%	81-127		1		05/11/16 12:47	17060-07-0	
Toluene-d8 (S)	104	%	80-120		1		05/11/16 12:47	2037-26-5	
Preservation pH	**1.0**		0.10	0.10	1		05/11/16 12:47		

REPORT OF LABORATORY ANALYSIS

This report shall not be reproduced, except in full,
without the written consent of Pace Analytical Services, Inc..

Pace Analytical Services, Inc.
9608 Loiret Blvd.
Lenexa, KS 66219
(913)599-5665

ANALYTICAL RESULTS

Project: FORT SMITH, AR
Pace Project No.: 60218387

Sample: TB-12-201605 **Lab ID: 60218387038** Collected: 05/04/16 08:44 Received: 05/05/16 05:06 Matrix: Water

Parameters	Results	Units	Report Limit	MDL	DF	Prepared	Analyzed	CAS No.	Qual
8260 MSV	Analytical Method: EPA 5030B/8260								
Acetone	ND	ug/L	10.0	1.9	1		05/11/16 09:26	67-64-1	
Benzene	ND	ug/L	1.0	0.060	1		05/11/16 09:26	71-43-2	
Bromodichloromethane	ND	ug/L	1.0	0.19	1		05/11/16 09:26	75-27-4	
Bromoform	ND	ug/L	1.0	0.070	1		05/11/16 09:26	75-25-2	
Bromomethane	ND	ug/L	5.0	0.16	1		05/11/16 09:26	74-83-9	
2-Butanone (MEK)	ND	ug/L	10.0	0.59	1		05/11/16 09:26	78-93-3	
Carbon disulfide	ND	ug/L	5.0	0.12	1		05/11/16 09:26	75-15-0	
Carbon tetrachloride	ND	ug/L	1.0	0.18	1		05/11/16 09:26	56-23-5	
Chlorobenzene	ND	ug/L	1.0	0.21	1		05/11/16 09:26	108-90-7	
Chloroethane	ND	ug/L	1.0	0.15	1		05/11/16 09:26	75-00-3	
Chloroform	ND	ug/L	1.0	0.14	1		05/11/16 09:26	67-66-3	
Chloromethane	ND	ug/L	1.0	0.080	1		05/11/16 09:26	74-87-3	
Dibromochloromethane	ND	ug/L	1.0	0.21	1		05/11/16 09:26	124-48-1	
1,1-Dichloroethane	ND	ug/L	1.0	0.050	1		05/11/16 09:26	75-34-3	
1,2-Dichloroethane	ND	ug/L	1.0	0.12	1		05/11/16 09:26	107-06-2	
1,1-Dichloroethene	ND	ug/L	1.0	0.20	1		05/11/16 09:26	75-35-4	
cis-1,2-Dichloroethene	ND	ug/L	1.0	0.080	1		05/11/16 09:26	156-59-2	
trans-1,2-Dichloroethene	ND	ug/L	1.0	0.20	1		05/11/16 09:26	156-60-5	
1,2-Dichloropropane	ND	ug/L	1.0	0.16	1		05/11/16 09:26	78-87-5	
cis-1,3-Dichloropropene	ND	ug/L	1.0	0.14	1		05/11/16 09:26	10061-01-5	
trans-1,3-Dichloropropene	ND	ug/L	1.0	0.12	1		05/11/16 09:26	10061-02-6	
Ethylbenzene	ND	ug/L	1.0	0.18	1		05/11/16 09:26	100-41-4	
2-Hexanone	ND	ug/L	10.0	1.2	1		05/11/16 09:26	591-78-6	
Methylene chloride	ND	ug/L	1.0	0.15	1		05/11/16 09:26	75-09-2	
4-Methyl-2-pentanone (MIBK)	ND	ug/L	10.0	0.42	1		05/11/16 09:26	108-10-1	
Styrene	ND	ug/L	1.0	0.12	1		05/11/16 09:26	100-42-5	
1,1,2,2-Tetrachloroethane	ND	ug/L	1.0	0.15	1		05/11/16 09:26	79-34-5	
Tetrachloroethene	ND	ug/L	1.0	0.10	1		05/11/16 09:26	127-18-4	
Toluene	ND	ug/L	1.0	0.17	1		05/11/16 09:26	108-88-3	
1,1,1-Trichloroethane	ND	ug/L	1.0	0.11	1		05/11/16 09:26	71-55-6	
1,1,2-Trichloroethane	ND	ug/L	1.0	0.20	1		05/11/16 09:26	79-00-5	
Trichloroethene	ND	ug/L	1.0	0.17	1		05/11/16 09:26	79-01-6	
Vinyl chloride	ND	ug/L	1.0	0.13	1		05/11/16 09:26	75-01-4	
Xylene (Total)	ND	ug/L	3.0	0.42	1		05/11/16 09:26	1330-20-7	
Surrogates									
4-Bromofluorobenzene (S)	101	%	77-130		1		05/11/16 09:26	460-00-4	
1,2-Dichloroethane-d4 (S)	105	%	81-127		1		05/11/16 09:26	17060-07-0	
Toluene-d8 (S)	103	%	80-120		1		05/11/16 09:26	2037-26-5	
Preservation pH	**1.0**		0.10	0.10	1		05/11/16 09:26		

REPORT OF LABORATORY ANALYSIS

This report shall not be reproduced, except in full,
without the written consent of Pace Analytical Services, Inc..

Pace Analytical Services, Inc.
9608 Loiret Blvd.
Lenexa, KS 66219
(913)599-5665

ANALYTICAL RESULTS

Project: FORT SMITH, AR
Pace Project No.: 60218387

Sample: TB-13-201605 **Lab ID: 60218387039** Collected: 05/04/16 08:44 Received: 05/05/16 05:06 Matrix: Water

Parameters	Results	Units	Report Limit	MDL	DF	Prepared	Analyzed	CAS No.	Qual
8260 MSV	Analytical Method: EPA 5030B/8260								
Acetone	ND	ug/L	10.0	1.9	1		05/11/16 09:40	67-64-1	
Benzene	ND	ug/L	1.0	0.060	1		05/11/16 09:40	71-43-2	
Bromodichloromethane	ND	ug/L	1.0	0.19	1		05/11/16 09:40	75-27-4	
Bromoform	ND	ug/L	1.0	0.070	1		05/11/16 09:40	75-25-2	
Bromomethane	ND	ug/L	5.0	0.16	1		05/11/16 09:40	74-83-9	
2-Butanone (MEK)	ND	ug/L	10.0	0.59	1		05/11/16 09:40	78-93-3	
Carbon disulfide	ND	ug/L	5.0	0.12	1		05/11/16 09:40	75-15-0	
Carbon tetrachloride	ND	ug/L	1.0	0.18	1		05/11/16 09:40	56-23-5	
Chlorobenzene	ND	ug/L	1.0	0.21	1		05/11/16 09:40	108-90-7	
Chloroethane	ND	ug/L	1.0	0.15	1		05/11/16 09:40	75-00-3	
Chloroform	ND	ug/L	1.0	0.14	1		05/11/16 09:40	67-66-3	
Chloromethane	ND	ug/L	1.0	0.080	1		05/11/16 09:40	74-87-3	
Dibromochloromethane	ND	ug/L	1.0	0.21	1		05/11/16 09:40	124-48-1	
1,1-Dichloroethane	ND	ug/L	1.0	0.050	1		05/11/16 09:40	75-34-3	
1,2-Dichloroethane	ND	ug/L	1.0	0.12	1		05/11/16 09:40	107-06-2	
1,1-Dichloroethene	ND	ug/L	1.0	0.20	1		05/11/16 09:40	75-35-4	
cis-1,2-Dichloroethene	ND	ug/L	1.0	0.080	1		05/11/16 09:40	156-59-2	
trans-1,2-Dichloroethene	ND	ug/L	1.0	0.20	1		05/11/16 09:40	156-60-5	
1,2-Dichloropropane	ND	ug/L	1.0	0.16	1		05/11/16 09:40	78-87-5	
cis-1,3-Dichloropropene	ND	ug/L	1.0	0.14	1		05/11/16 09:40	10061-01-5	
trans-1,3-Dichloropropene	ND	ug/L	1.0	0.12	1		05/11/16 09:40	10061-02-6	
Ethylbenzene	ND	ug/L	1.0	0.18	1		05/11/16 09:40	100-41-4	
2-Hexanone	ND	ug/L	10.0	1.2	1		05/11/16 09:40	591-78-6	
Methylene chloride	ND	ug/L	1.0	0.15	1		05/11/16 09:40	75-09-2	
4-Methyl-2-pentanone (MIBK)	ND	ug/L	10.0	0.42	1		05/11/16 09:40	108-10-1	
Styrene	ND	ug/L	1.0	0.12	1		05/11/16 09:40	100-42-5	
1,1,2,2-Tetrachloroethane	ND	ug/L	1.0	0.15	1		05/11/16 09:40	79-34-5	
Tetrachloroethene	ND	ug/L	1.0	0.10	1		05/11/16 09:40	127-18-4	
Toluene	ND	ug/L	1.0	0.17	1		05/11/16 09:40	108-88-3	
1,1,1-Trichloroethane	ND	ug/L	1.0	0.11	1		05/11/16 09:40	71-55-6	
1,1,2-Trichloroethane	ND	ug/L	1.0	0.20	1		05/11/16 09:40	79-00-5	
Trichloroethene	ND	ug/L	1.0	0.17	1		05/11/16 09:40	79-01-6	
Vinyl chloride	ND	ug/L	1.0	0.13	1		05/11/16 09:40	75-01-4	
Xylene (Total)	ND	ug/L	3.0	0.42	1		05/11/16 09:40	1330-20-7	
Surrogates									
4-Bromofluorobenzene (S)	99	%	77-130		1		05/11/16 09:40	460-00-4	
1,2-Dichloroethane-d4 (S)	97	%	81-127		1		05/11/16 09:40	17060-07-0	
Toluene-d8 (S)	101	%	80-120		1		05/11/16 09:40	2037-26-5	
Preservation pH	**1.0**		0.10	0.10	1		05/11/16 09:40		

REPORT OF LABORATORY ANALYSIS

This report shall not be reproduced, except in full,
without the written consent of Pace Analytical Services, Inc..

Pace Analytical Services, Inc.
9608 Loiret Blvd.
Lenexa, KS 66219
(913)599-5665

ANALYTICAL RESULTS

Project: FORT SMITH, AR
Pace Project No.: 60218387

Sample: MW-181-201605 **Lab ID: 60218387040** Collected: 05/04/16 16:35 Received: 05/05/16 05:06 Matrix: Water

Parameters	Results	Units	Report Limit	MDL	DF	Prepared	Analyzed	CAS No.	Qual
8260 MSV	Analytical Method: EPA 5030B/8260								
Acetone	ND	ug/L	10.0	1.9	1		05/11/16 10:09	67-64-1	
Benzene	ND	ug/L	1.0	0.060	1		05/11/16 10:09	71-43-2	
Bromodichloromethane	ND	ug/L	1.0	0.19	1		05/11/16 10:09	75-27-4	
Bromoform	ND	ug/L	1.0	0.070	1		05/11/16 10:09	75-25-2	
Bromomethane	ND	ug/L	5.0	0.16	1		05/11/16 10:09	74-83-9	
2-Butanone (MEK)	ND	ug/L	10.0	0.59	1		05/11/16 10:09	78-93-3	
Carbon disulfide	ND	ug/L	5.0	0.12	1		05/11/16 10:09	75-15-0	
Carbon tetrachloride	ND	ug/L	1.0	0.18	1		05/11/16 10:09	56-23-5	
Chlorobenzene	ND	ug/L	1.0	0.21	1		05/11/16 10:09	108-90-7	
Chloroethane	ND	ug/L	1.0	0.15	1		05/11/16 10:09	75-00-3	
Chloroform	ND	ug/L	1.0	0.14	1		05/11/16 10:09	67-66-3	
Chloromethane	ND	ug/L	1.0	0.080	1		05/11/16 10:09	74-87-3	
Dibromochloromethane	ND	ug/L	1.0	0.21	1		05/11/16 10:09	124-48-1	
1,1-Dichloroethane	ND	ug/L	1.0	0.050	1		05/11/16 10:09	75-34-3	
1,2-Dichloroethane	ND	ug/L	1.0	0.12	1		05/11/16 10:09	107-06-2	
1,1-Dichloroethene	ND	ug/L	1.0	0.20	1		05/11/16 10:09	75-35-4	
cis-1,2-Dichloroethene	ND	ug/L	1.0	0.080	1		05/11/16 10:09	156-59-2	
trans-1,2-Dichloroethene	ND	ug/L	1.0	0.20	1		05/11/16 10:09	156-60-5	
1,2-Dichloropropane	ND	ug/L	1.0	0.16	1		05/11/16 10:09	78-87-5	
cis-1,3-Dichloropropene	ND	ug/L	1.0	0.14	1		05/11/16 10:09	10061-01-5	
trans-1,3-Dichloropropene	ND	ug/L	1.0	0.12	1		05/11/16 10:09	10061-02-6	
Ethylbenzene	ND	ug/L	1.0	0.18	1		05/11/16 10:09	100-41-4	
2-Hexanone	ND	ug/L	10.0	1.2	1		05/11/16 10:09	591-78-6	
Methylene chloride	ND	ug/L	1.0	0.15	1		05/11/16 10:09	75-09-2	
4-Methyl-2-pentanone (MIBK)	ND	ug/L	10.0	0.42	1		05/11/16 10:09	108-10-1	
Styrene	ND	ug/L	1.0	0.12	1		05/11/16 10:09	100-42-5	
1,1,2,2-Tetrachloroethane	ND	ug/L	1.0	0.15	1		05/11/16 10:09	79-34-5	
Tetrachloroethene	ND	ug/L	1.0	0.10	1		05/11/16 10:09	127-18-4	
Toluene	ND	ug/L	1.0	0.17	1		05/11/16 10:09	108-88-3	
1,1,1-Trichloroethane	ND	ug/L	1.0	0.11	1		05/11/16 10:09	71-55-6	
1,1,2-Trichloroethane	ND	ug/L	1.0	0.20	1		05/11/16 10:09	79-00-5	
Trichloroethene	ND	ug/L	1.0	0.17	1		05/11/16 10:09	79-01-6	
Vinyl chloride	ND	ug/L	1.0	0.13	1		05/11/16 10:09	75-01-4	
Xylene (Total)	ND	ug/L	3.0	0.42	1		05/11/16 10:09	1330-20-7	
Surrogates									
4-Bromofluorobenzene (S)	100	%	77-130		1		05/11/16 10:09	460-00-4	
1,2-Dichloroethane-d4 (S)	96	%	81-127		1		05/11/16 10:09	17060-07-0	
Toluene-d8 (S)	102	%	80-120		1		05/11/16 10:09	2037-26-5	
Preservation pH	**1.0**		0.10	0.10	1		05/11/16 10:09		

REPORT OF LABORATORY ANALYSIS

This report shall not be reproduced, except in full,
without the written consent of Pace Analytical Services, Inc..

Pace Analytical Services, Inc.
9608 Loiret Blvd.
Lenexa, KS 66219
(913)599-5665

ANALYTICAL RESULTS

Project: FORT SMITH, AR
Pace Project No.: 60218387

Sample: MW-179-201605 **Lab ID: 60218387041** Collected: 05/04/16 13:00 Received: 05/05/16 05:06 Matrix: Water

Parameters	Results	Units	Report Limit	MDL	DF	Prepared	Analyzed	CAS No.	Qual
8260 MSV	Analytical Method: EPA 5030B/8260								
Acetone	ND	ug/L	10.0	1.9	1		05/11/16 10:23	67-64-1	
Benzene	ND	ug/L	1.0	0.060	1		05/11/16 10:23	71-43-2	
Bromodichloromethane	ND	ug/L	1.0	0.19	1		05/11/16 10:23	75-27-4	
Bromoform	ND	ug/L	1.0	0.070	1		05/11/16 10:23	75-25-2	
Bromomethane	ND	ug/L	5.0	0.16	1		05/11/16 10:23	74-83-9	
2-Butanone (MEK)	ND	ug/L	10.0	0.59	1		05/11/16 10:23	78-93-3	
Carbon disulfide	**0.13J**	ug/L	5.0	0.12	1		05/11/16 10:23	75-15-0	
Carbon tetrachloride	ND	ug/L	1.0	0.18	1		05/11/16 10:23	56-23-5	
Chlorobenzene	ND	ug/L	1.0	0.21	1		05/11/16 10:23	108-90-7	
Chloroethane	ND	ug/L	1.0	0.15	1		05/11/16 10:23	75-00-3	
Chloroform	ND	ug/L	1.0	0.14	1		05/11/16 10:23	67-66-3	
Chloromethane	ND	ug/L	1.0	0.080	1		05/11/16 10:23	74-87-3	
Dibromochloromethane	ND	ug/L	1.0	0.21	1		05/11/16 10:23	124-48-1	
1,1-Dichloroethane	ND	ug/L	1.0	0.050	1		05/11/16 10:23	75-34-3	
1,2-Dichloroethane	ND	ug/L	1.0	0.12	1		05/11/16 10:23	107-06-2	
1,1-Dichloroethene	ND	ug/L	1.0	0.20	1		05/11/16 10:23	75-35-4	
cis-1,2-Dichloroethene	ND	ug/L	1.0	0.080	1		05/11/16 10:23	156-59-2	
trans-1,2-Dichloroethene	ND	ug/L	1.0	0.20	1		05/11/16 10:23	156-60-5	
1,2-Dichloropropane	ND	ug/L	1.0	0.16	1		05/11/16 10:23	78-87-5	
cis-1,3-Dichloropropene	ND	ug/L	1.0	0.14	1		05/11/16 10:23	10061-01-5	
trans-1,3-Dichloropropene	ND	ug/L	1.0	0.12	1		05/11/16 10:23	10061-02-6	
Ethylbenzene	ND	ug/L	1.0	0.18	1		05/11/16 10:23	100-41-4	
2-Hexanone	ND	ug/L	10.0	1.2	1		05/11/16 10:23	591-78-6	
Methylene chloride	ND	ug/L	1.0	0.15	1		05/11/16 10:23	75-09-2	
4-Methyl-2-pentanone (MIBK)	ND	ug/L	10.0	0.42	1		05/11/16 10:23	108-10-1	
Styrene	ND	ug/L	1.0	0.12	1		05/11/16 10:23	100-42-5	
1,1,2,2-Tetrachloroethane	ND	ug/L	1.0	0.15	1		05/11/16 10:23	79-34-5	
Tetrachloroethene	ND	ug/L	1.0	0.10	1		05/11/16 10:23	127-18-4	
Toluene	ND	ug/L	1.0	0.17	1		05/11/16 10:23	108-88-3	
1,1,1-Trichloroethane	ND	ug/L	1.0	0.11	1		05/11/16 10:23	71-55-6	
1,1,2-Trichloroethane	ND	ug/L	1.0	0.20	1		05/11/16 10:23	79-00-5	
Trichloroethene	**6.6**	ug/L	1.0	0.17	1		05/11/16 10:23	79-01-6	
Vinyl chloride	ND	ug/L	1.0	0.13	1		05/11/16 10:23	75-01-4	
Xylene (Total)	ND	ug/L	3.0	0.42	1		05/11/16 10:23	1330-20-7	
Surrogates									
4-Bromofluorobenzene (S)	99	%	77-130		1		05/11/16 10:23	460-00-4	
1,2-Dichloroethane-d4 (S)	99	%	81-127		1		05/11/16 10:23	17060-07-0	
Toluene-d8 (S)	102	%	80-120		1		05/11/16 10:23	2037-26-5	
Preservation pH	**1.0**		0.10	0.10	1		05/11/16 10:23		

REPORT OF LABORATORY ANALYSIS

This report shall not be reproduced, except in full,
without the written consent of Pace Analytical Services, Inc..

Pace Analytical Services, Inc.
9608 Loiret Blvd.
Lenexa, KS 66219
(913)599-5665

ANALYTICAL RESULTS

Project: FORT SMITH, AR
Pace Project No.: 60218387

Sample: VP-14-201605 **Lab ID: 60218387042** Collected: 05/04/16 11:50 Received: 05/05/16 05:06 Matrix: Water

Parameters	Results	Units	Report Limit	MDL	DF	Prepared	Analyzed	CAS No.	Qual
8260 MSV	Analytical Method: EPA 5030B/8260								
Acetone	ND	ug/L	10.0	1.9	1		05/11/16 10:37	67-64-1	
Benzene	ND	ug/L	1.0	0.060	1		05/11/16 10:37	71-43-2	
Bromodichloromethane	ND	ug/L	1.0	0.19	1		05/11/16 10:37	75-27-4	
Bromoform	ND	ug/L	1.0	0.070	1		05/11/16 10:37	75-25-2	
Bromomethane	ND	ug/L	5.0	0.16	1		05/11/16 10:37	74-83-9	
2-Butanone (MEK)	ND	ug/L	10.0	0.59	1		05/11/16 10:37	78-93-3	
Carbon disulfide	**0.17J**	ug/L	5.0	0.12	1		05/11/16 10:37	75-15-0	
Carbon tetrachloride	ND	ug/L	1.0	0.18	1		05/11/16 10:37	56-23-5	
Chlorobenzene	ND	ug/L	1.0	0.21	1		05/11/16 10:37	108-90-7	
Chloroethane	ND	ug/L	1.0	0.15	1		05/11/16 10:37	75-00-3	
Chloroform	**0.68J**	ug/L	1.0	0.14	1		05/11/16 10:37	67-66-3	
Chloromethane	ND	ug/L	1.0	0.080	1		05/11/16 10:37	74-87-3	
Dibromochloromethane	ND	ug/L	1.0	0.21	1		05/11/16 10:37	124-48-1	
1,1-Dichloroethane	ND	ug/L	1.0	0.050	1		05/11/16 10:37	75-34-3	
1,2-Dichloroethane	ND	ug/L	1.0	0.12	1		05/11/16 10:37	107-06-2	
1,1-Dichloroethene	**0.67J**	ug/L	1.0	0.20	1		05/11/16 10:37	75-35-4	
cis-1,2-Dichloroethene	**2.4**	ug/L	1.0	0.080	1		05/11/16 10:37	156-59-2	
trans-1,2-Dichloroethene	ND	ug/L	1.0	0.20	1		05/11/16 10:37	156-60-5	
1,2-Dichloropropane	ND	ug/L	1.0	0.16	1		05/11/16 10:37	78-87-5	
cis-1,3-Dichloropropene	ND	ug/L	1.0	0.14	1		05/11/16 10:37	10061-01-5	
trans-1,3-Dichloropropene	ND	ug/L	1.0	0.12	1		05/11/16 10:37	10061-02-6	
Ethylbenzene	ND	ug/L	1.0	0.18	1		05/11/16 10:37	100-41-4	
2-Hexanone	ND	ug/L	10.0	1.2	1		05/11/16 10:37	591-78-6	
Methylene chloride	ND	ug/L	1.0	0.15	1		05/11/16 10:37	75-09-2	
4-Methyl-2-pentanone (MIBK)	ND	ug/L	10.0	0.42	1		05/11/16 10:37	108-10-1	
Styrene	ND	ug/L	1.0	0.12	1		05/11/16 10:37	100-42-5	
1,1,2,2-Tetrachloroethane	ND	ug/L	1.0	0.15	1		05/11/16 10:37	79-34-5	
Tetrachloroethene	ND	ug/L	1.0	0.10	1		05/11/16 10:37	127-18-4	
Toluene	ND	ug/L	1.0	0.17	1		05/11/16 10:37	108-88-3	
1,1,1-Trichloroethane	ND	ug/L	1.0	0.11	1		05/11/16 10:37	71-55-6	
1,1,2-Trichloroethane	ND	ug/L	1.0	0.20	1		05/11/16 10:37	79-00-5	
Trichloroethene	**54.5**	ug/L	1.0	0.17	1		05/11/16 10:37	79-01-6	
Vinyl chloride	ND	ug/L	1.0	0.13	1		05/11/16 10:37	75-01-4	
Xylene (Total)	ND	ug/L	3.0	0.42	1		05/11/16 10:37	1330-20-7	
Surrogates									
4-Bromofluorobenzene (S)	102	%	77-130		1		05/11/16 10:37	460-00-4	
1,2-Dichloroethane-d4 (S)	103	%	81-127		1		05/11/16 10:37	17060-07-0	
Toluene-d8 (S)	101	%	80-120		1		05/11/16 10:37	2037-26-5	
Preservation pH	**1.0**		0.10	0.10	1		05/11/16 10:37		

REPORT OF LABORATORY ANALYSIS

This report shall not be reproduced, except in full,
without the written consent of Pace Analytical Services, Inc..

Pace Analytical Services, Inc.
9608 Loiret Blvd.
Lenexa, KS 66219
(913)599-5665

ANALYTICAL RESULTS

Project: FORT SMITH, AR
Pace Project No.: 60218387

Sample: DUP-09-201605 **Lab ID: 60218387043** Collected: 05/04/16 17:15 Received: 05/05/16 05:06 Matrix: Water

Parameters	Results	Units	Report Limit	MDL	DF	Prepared	Analyzed	CAS No.	Qual
8260 MSV	Analytical Method: EPA 5030B/8260								
Acetone	ND	ug/L	10.0	1.9	1		05/11/16 13:01	67-64-1	
Benzene	ND	ug/L	1.0	0.060	1		05/11/16 13:01	71-43-2	
Bromodichloromethane	ND	ug/L	1.0	0.19	1		05/11/16 13:01	75-27-4	
Bromoform	ND	ug/L	1.0	0.070	1		05/11/16 13:01	75-25-2	
Bromomethane	ND	ug/L	5.0	0.16	1		05/11/16 13:01	74-83-9	
2-Butanone (MEK)	ND	ug/L	10.0	0.59	1		05/11/16 13:01	78-93-3	
Carbon disulfide	ND	ug/L	5.0	0.12	1		05/11/16 13:01	75-15-0	
Carbon tetrachloride	ND	ug/L	1.0	0.18	1		05/11/16 13:01	56-23-5	
Chlorobenzene	ND	ug/L	1.0	0.21	1		05/11/16 13:01	108-90-7	
Chloroethane	ND	ug/L	1.0	0.15	1		05/11/16 13:01	75-00-3	
Chloroform	**0.15J**	ug/L	1.0	0.14	1		05/11/16 13:01	67-66-3	
Chloromethane	ND	ug/L	1.0	0.080	1		05/11/16 13:01	74-87-3	
Dibromochloromethane	ND	ug/L	1.0	0.21	1		05/11/16 13:01	124-48-1	
1,1-Dichloroethane	ND	ug/L	1.0	0.050	1		05/11/16 13:01	75-34-3	
1,2-Dichloroethane	ND	ug/L	1.0	0.12	1		05/11/16 13:01	107-06-2	
1,1-Dichloroethene	**0.27J**	ug/L	1.0	0.20	1		05/11/16 13:01	75-35-4	
cis-1,2-Dichloroethene	**16.6**	ug/L	1.0	0.080	1		05/11/16 13:01	156-59-2	
trans-1,2-Dichloroethene	ND	ug/L	1.0	0.20	1		05/11/16 13:01	156-60-5	
1,2-Dichloropropane	ND	ug/L	1.0	0.16	1		05/11/16 13:01	78-87-5	
cis-1,3-Dichloropropene	ND	ug/L	1.0	0.14	1		05/11/16 13:01	10061-01-5	
trans-1,3-Dichloropropene	ND	ug/L	1.0	0.12	1		05/11/16 13:01	10061-02-6	
Ethylbenzene	ND	ug/L	1.0	0.18	1		05/11/16 13:01	100-41-4	
2-Hexanone	ND	ug/L	10.0	1.2	1		05/11/16 13:01	591-78-6	
Methylene chloride	ND	ug/L	1.0	0.15	1		05/11/16 13:01	75-09-2	
4-Methyl-2-pentanone (MIBK)	ND	ug/L	10.0	0.42	1		05/11/16 13:01	108-10-1	
Styrene	ND	ug/L	1.0	0.12	1		05/11/16 13:01	100-42-5	
1,1,2,2-Tetrachloroethane	ND	ug/L	1.0	0.15	1		05/11/16 13:01	79-34-5	
Tetrachloroethene	**0.15J**	ug/L	1.0	0.10	1		05/11/16 13:01	127-18-4	
Toluene	ND	ug/L	1.0	0.17	1		05/11/16 13:01	108-88-3	
1,1,1-Trichloroethane	ND	ug/L	1.0	0.11	1		05/11/16 13:01	71-55-6	
1,1,2-Trichloroethane	ND	ug/L	1.0	0.20	1		05/11/16 13:01	79-00-5	
Trichloroethene	**271**	ug/L	5.0	0.85	5		05/12/16 18:49	79-01-6	
Vinyl chloride	**0.32J**	ug/L	1.0	0.13	1		05/11/16 13:01	75-01-4	
Xylene (Total)	ND	ug/L	3.0	0.42	1		05/11/16 13:01	1330-20-7	
Surrogates									
4-Bromofluorobenzene (S)	100	%	77-130		1		05/11/16 13:01	460-00-4	
1,2-Dichloroethane-d4 (S)	94	%	81-127		1		05/11/16 13:01	17060-07-0	
Toluene-d8 (S)	104	%	80-120		1		05/11/16 13:01	2037-26-5	
Preservation pH	**1.0**		0.10	0.10	1		05/11/16 13:01		

REPORT OF LABORATORY ANALYSIS

This report shall not be reproduced, except in full,
without the written consent of Pace Analytical Services, Inc..

Pace Analytical Services, Inc.
9608 Loiret Blvd.
Lenexa, KS 66219
(913)599-5665

ANALYTICAL RESULTS

Project: FORT SMITH, AR
Pace Project No.: 60218387

Sample: TB-14-201605 **Lab ID: 60218387044** Collected: 05/04/16 08:44 Received: 05/05/16 05:06 Matrix: Water

Parameters	Results	Units	Report Limit	MDL	DF	Prepared	Analyzed	CAS No.	Qual
8260 MSV	Analytical Method: EPA 5030B/8260								
Acetone	ND	ug/L	10.0	1.9	1		05/11/16 09:54	67-64-1	
Benzene	ND	ug/L	1.0	0.060	1		05/11/16 09:54	71-43-2	
Bromodichloromethane	ND	ug/L	1.0	0.19	1		05/11/16 09:54	75-27-4	
Bromoform	ND	ug/L	1.0	0.070	1		05/11/16 09:54	75-25-2	
Bromomethane	ND	ug/L	5.0	0.16	1		05/11/16 09:54	74-83-9	
2-Butanone (MEK)	ND	ug/L	10.0	0.59	1		05/11/16 09:54	78-93-3	
Carbon disulfide	ND	ug/L	5.0	0.12	1		05/11/16 09:54	75-15-0	
Carbon tetrachloride	ND	ug/L	1.0	0.18	1		05/11/16 09:54	56-23-5	
Chlorobenzene	ND	ug/L	1.0	0.21	1		05/11/16 09:54	108-90-7	
Chloroethane	ND	ug/L	1.0	0.15	1		05/11/16 09:54	75-00-3	
Chloroform	ND	ug/L	1.0	0.14	1		05/11/16 09:54	67-66-3	
Chloromethane	ND	ug/L	1.0	0.080	1		05/11/16 09:54	74-87-3	
Dibromochloromethane	ND	ug/L	1.0	0.21	1		05/11/16 09:54	124-48-1	
1,1-Dichloroethane	ND	ug/L	1.0	0.050	1		05/11/16 09:54	75-34-3	
1,2-Dichloroethane	ND	ug/L	1.0	0.12	1		05/11/16 09:54	107-06-2	
1,1-Dichloroethene	ND	ug/L	1.0	0.20	1		05/11/16 09:54	75-35-4	
cis-1,2-Dichloroethene	ND	ug/L	1.0	0.080	1		05/11/16 09:54	156-59-2	
trans-1,2-Dichloroethene	ND	ug/L	1.0	0.20	1		05/11/16 09:54	156-60-5	
1,2-Dichloropropane	ND	ug/L	1.0	0.16	1		05/11/16 09:54	78-87-5	
cis-1,3-Dichloropropene	ND	ug/L	1.0	0.14	1		05/11/16 09:54	10061-01-5	
trans-1,3-Dichloropropene	ND	ug/L	1.0	0.12	1		05/11/16 09:54	10061-02-6	
Ethylbenzene	ND	ug/L	1.0	0.18	1		05/11/16 09:54	100-41-4	
2-Hexanone	ND	ug/L	10.0	1.2	1		05/11/16 09:54	591-78-6	
Methylene chloride	ND	ug/L	1.0	0.15	1		05/11/16 09:54	75-09-2	
4-Methyl-2-pentanone (MIBK)	ND	ug/L	10.0	0.42	1		05/11/16 09:54	108-10-1	
Styrene	ND	ug/L	1.0	0.12	1		05/11/16 09:54	100-42-5	
1,1,2,2-Tetrachloroethane	ND	ug/L	1.0	0.15	1		05/11/16 09:54	79-34-5	
Tetrachloroethene	ND	ug/L	1.0	0.10	1		05/11/16 09:54	127-18-4	
Toluene	ND	ug/L	1.0	0.17	1		05/11/16 09:54	108-88-3	
1,1,1-Trichloroethane	ND	ug/L	1.0	0.11	1		05/11/16 09:54	71-55-6	
1,1,2-Trichloroethane	ND	ug/L	1.0	0.20	1		05/11/16 09:54	79-00-5	
Trichloroethene	ND	ug/L	1.0	0.17	1		05/11/16 09:54	79-01-6	
Vinyl chloride	ND	ug/L	1.0	0.13	1		05/11/16 09:54	75-01-4	
Xylene (Total)	ND	ug/L	3.0	0.42	1		05/11/16 09:54	1330-20-7	
Surrogates									
4-Bromofluorobenzene (S)	101	%	77-130		1		05/11/16 09:54	460-00-4	
1,2-Dichloroethane-d4 (S)	104	%	81-127		1		05/11/16 09:54	17060-07-0	
Toluene-d8 (S)	104	%	80-120		1		05/11/16 09:54	2037-26-5	
Preservation pH	**1.0**		0.10	0.10	1		05/11/16 09:54		

REPORT OF LABORATORY ANALYSIS

This report shall not be reproduced, except in full,
without the written consent of Pace Analytical Services, Inc..

Pace Analytical Services, Inc.
9608 Loiret Blvd.
Lenexa, KS 66219
(913)599-5665

QUALITY CONTROL DATA

Project: FORT SMITH, AR
Pace Project No.: 60218387

QC Batch: GCSV/5417 Analysis Method: EPA 8015 - Alcohol
QC Batch Method: EPA 8015 - Alcohol Analysis Description: Alcohol by Direct Inject GCFID
Associated Lab Samples: 60218387002, 60218387003, 60218387004, 60218387005, 60218387006

METHOD BLANK: 225185 Matrix: Water
Associated Lab Samples:

Parameter	Units	Blank Result	Reporting Limit	MDL	Analyzed	Qualifiers
2-Chloroethanol	ug/L	ND	10000	1510	05/10/16 15:07	

LABORATORY CONTROL SAMPLE: 225186

Parameter	Units	Spike Conc.	LCS Result	LCS % Rec	% Rec Limits	Qualifiers
2-Chloroethanol	ug/L	100000	96300	96	40-140	

MATRIX SPIKE & MATRIX SPIKE DUPLICATE: 225187 225188

Parameter	Units	60218184012 Result	MS Spike Conc.	MSD Spike Conc.	MS Result	MSD Result	MS % Rec	MSD % Rec	% Rec Limits	RPD	Max RPD	Qual
2-Chloroethanol	ug/L	ND	100000	100000	101000	98800	101	99	40-140	2	40	

Results presented on this page are in the units indicated by the "Units" column except where an alternate unit is presented to the right of the result.

REPORT OF LABORATORY ANALYSIS

This report shall not be reproduced, except in full,
without the written consent of Pace Analytical Services, Inc..

Pace Analytical Services, Inc.
9608 Loiret Blvd.
Lenexa, KS 66219
(913)599-5665

QUALITY CONTROL DATA

Project: FORT SMITH, AR
Pace Project No.: 60218387

QC Batch: GCSV/5435 Analysis Method: EPA 8015 - Alcohol
QC Batch Method: EPA 8015 - Alcohol Analysis Description: Alcohol by Direct Inject GCFID
Associated Lab Samples: 60218387007, 60218387008, 60218387009, 60218387010, 60218387011, 60218387012, 60218387013, 60218387014, 60218387015, 60218387016, 60218387017, 60218387018, 60218387019, 60218387020, 60218387021, 60218387022, 60218387023, 60218387024, 60218387025, 60218387026

METHOD BLANK: 226080 Matrix: Water
Associated Lab Samples:

Parameter	Units	Blank Result	Reporting Limit	MDL	Analyzed	Qualifiers
2-Chloroethanol	ug/L	ND	10000	1530	05/11/16 09:56	

LABORATORY CONTROL SAMPLE: 226081

Parameter	Units	Spike Conc.	LCS Result	LCS % Rec	% Rec Limits	Qualifiers
2-Chloroethanol	ug/L	100000	78100	78	40-140	

MATRIX SPIKE & MATRIX SPIKE DUPLICATE: 226082 226083

Parameter	Units	60218387021 Result	MS Spike Conc.	MSD Spike Conc.	MS Result	MSD Result	MS % Rec	MSD % Rec	% Rec Limits	RPD	Max RPD	Qual
2-Chloroethanol	ug/L	ND	100000	100000	85000	78400	85	78	40-140	8	40	

Results presented on this page are in the units indicated by the "Units" column except where an alternate unit is presented to the right of the result.

REPORT OF LABORATORY ANALYSIS

This report shall not be reproduced, except in full,
without the written consent of Pace Analytical Services, Inc..

Pace Analytical Services, Inc.
9608 Loiret Blvd.
Lenexa, KS 66219
(913)599-5665

QUALITY CONTROL DATA

Project: FORT SMITH, AR
Pace Project No.: 60218387

QC Batch: GCSV/5445
QC Batch Method: EPA 8015 - Alcohol
Analysis Method: EPA 8015 - Alcohol
Analysis Description: Alcohol by Direct Inject GCFID
Associated Lab Samples: 60218387027

METHOD BLANK: 226545 Matrix: Water
Associated Lab Samples:

Parameter	Units	Blank Result	Reporting Limit	MDL	Analyzed	Qualifiers
2-Chloroethanol	ug/L	ND	10000	1530	05/11/16 17:51	

LABORATORY CONTROL SAMPLE: 226546

Parameter	Units	Spike Conc.	LCS Result	LCS % Rec	% Rec Limits	Qualifiers
2-Chloroethanol	ug/L	100000	101000	101	40-140	

MATRIX SPIKE & MATRIX SPIKE DUPLICATE: 226547 226548

Parameter	Units	60218544005 Result	MS Spike Conc.	MSD Spike Conc.	MS Result	MSD Result	MS % Rec	MSD % Rec	% Rec Limits	RPD	Max RPD	Qual
2-Chloroethanol	ug/L	ND	100000	100000	104000	99800	104	100	40-140	4	40	

Results presented on this page are in the units indicated by the "Units" column except where an alternate unit is presented to the right of the result.

REPORT OF LABORATORY ANALYSIS

This report shall not be reproduced, except in full,
without the written consent of Pace Analytical Services, Inc..

Pace Analytical Services, Inc.
9608 Loiret Blvd.
Lenexa, KS 66219
(913)599-5665

QUALITY CONTROL DATA

Project: FORT SMITH, AR
Pace Project No.: 60218387

QC Batch: MPRP/35784 Analysis Method: EPA 6010
QC Batch Method: EPA 3010 Analysis Description: 6010 MET
Associated Lab Samples: 60218387002, 60218387003, 60218387004, 60218387005, 60218387006, 60218387007, 60218387008, 60218387009, 60218387010, 60218387011, 60218387012, 60218387013, 60218387014, 60218387015, 60218387016, 60218387017, 60218387018, 60218387019, 60218387020

METHOD BLANK: 1752464 Matrix: Water
Associated Lab Samples: 60218387002, 60218387003, 60218387004, 60218387005, 60218387006, 60218387007, 60218387008, 60218387009, 60218387010, 60218387011, 60218387012, 60218387013, 60218387014, 60218387015, 60218387016, 60218387017, 60218387018, 60218387019, 60218387020

Parameter	Units	Blank Result	Reporting Limit	MDL	Analyzed	Qualifiers
Iron	ug/L	10.8J	50.0	8.8	05/06/16 12:34	
Manganese	ug/L	ND	5.0	0.25	05/06/16 12:34	

LABORATORY CONTROL SAMPLE: 1752465

Parameter	Units	Spike Conc.	LCS Result	LCS % Rec	% Rec Limits	Qualifiers
Iron	ug/L	10000	10400	104	80-120	
Manganese	ug/L	1000	994	99	80-120	

MATRIX SPIKE & MATRIX SPIKE DUPLICATE: 1752466 1752467

Parameter	Units	60218387020 Result	MS Spike Conc.	MSD Spike Conc.	MS Result	MSD Result	MS % Rec	MSD % Rec	% Rec Limits	RPD	Max RPD	Qual
Iron	ug/L	429	10000	10000	10600	10700	102	103	75-125	1	20	
Manganese	ug/L	71.2	1000	1000	1050	1060	98	99	75-125	1	20	

Results presented on this page are in the units indicated by the "Units" column except where an alternate unit is presented to the right of the result.

REPORT OF LABORATORY ANALYSIS

This report shall not be reproduced, except in full,
without the written consent of Pace Analytical Services, Inc..

Pace Analytical Services, Inc.
9608 Loiret Blvd.
Lenexa, KS 66219
(913)599-5665

QUALITY CONTROL DATA

Project: FORT SMITH, AR
Pace Project No.: 60218387

QC Batch: MPRP/35785 Analysis Method: EPA 6010
QC Batch Method: EPA 3010 Analysis Description: 6010 MET
Associated Lab Samples: 60218387021, 60218387022, 60218387023, 60218387024, 60218387025, 60218387026, 60218387027

METHOD BLANK: 1752468 Matrix: Water
Associated Lab Samples: 60218387021, 60218387022, 60218387023, 60218387024, 60218387025, 60218387026, 60218387027

Parameter	Units	Blank Result	Reporting Limit	MDL	Analyzed	Qualifiers
Iron	ug/L	ND	50.0	8.8	05/06/16 13:10	
Manganese	ug/L	ND	5.0	0.25	05/06/16 13:10	

LABORATORY CONTROL SAMPLE: 1752469

Parameter	Units	Spike Conc.	LCS Result	LCS % Rec	% Rec Limits	Qualifiers
Iron	ug/L	10000	10100	101	80-120	
Manganese	ug/L	1000	1020	102	80-120	

MATRIX SPIKE & MATRIX SPIKE DUPLICATE: 1752470 1752471

Parameter	Units	60218387021 Result	MS Spike Conc.	MSD Spike Conc.	MS Result	MSD Result	MS % Rec	MSD % Rec	% Rec Limits	RPD	Max RPD	Qual
Iron	ug/L	167	10000	10000	10400	10700	103	106	75-125	3	20	
Manganese	ug/L	43.1	1000	1000	1060	1080	102	104	75-125	2	20	

Results presented on this page are in the units indicated by the "Units" column except where an alternate unit is presented to the right of the result.

REPORT OF LABORATORY ANALYSIS

This report shall not be reproduced, except in full,
without the written consent of Pace Analytical Services, Inc..

Pace Analytical Services, Inc.
9608 Loiret Blvd.
Lenexa, KS 66219
(913)599-5665

QUALITY CONTROL DATA

Project: FORT SMITH, AR
Pace Project No.: 60218387

QC Batch: MSV/75668 Analysis Method: EPA 5030B/8260
QC Batch Method: EPA 5030B/8260 Analysis Description: 8260 MSV Water 10 mL Purge
Associated Lab Samples: 60218387002, 60218387003, 60218387004, 60218387005, 60218387007, 60218387008, 60218387009, 60218387010, 60218387012

METHOD BLANK: 1754870 Matrix: Water
Associated Lab Samples: 60218387002, 60218387003, 60218387004, 60218387005, 60218387007, 60218387008, 60218387009, 60218387010, 60218387012

Parameter	Units	Blank Result	Reporting Limit	MDL	Analyzed	Qualifiers
1,1,1-Trichloroethane	ug/L	ND	1.0	0.11	05/10/16 08:16	
1,1,2,2-Tetrachloroethane	ug/L	ND	1.0	0.15	05/10/16 08:16	
1,1,2-Trichloroethane	ug/L	ND	1.0	0.20	05/10/16 08:16	
1,1-Dichloroethane	ug/L	ND	1.0	0.050	05/10/16 08:16	
1,1-Dichloroethene	ug/L	ND	1.0	0.20	05/10/16 08:16	
1,2-Dichloroethane	ug/L	ND	1.0	0.12	05/10/16 08:16	
1,2-Dichloropropane	ug/L	ND	1.0	0.16	05/10/16 08:16	
2-Butanone (MEK)	ug/L	ND	10.0	0.59	05/10/16 08:16	
2-Hexanone	ug/L	ND	10.0	1.2	05/10/16 08:16	
4-Methyl-2-pentanone (MIBK)	ug/L	ND	10.0	0.42	05/10/16 08:16	
Acetone	ug/L	ND	10.0	1.9	05/10/16 08:16	
Benzene	ug/L	ND	1.0	0.060	05/10/16 08:16	
Bromodichloromethane	ug/L	ND	1.0	0.19	05/10/16 08:16	
Bromoform	ug/L	ND	1.0	0.070	05/10/16 08:16	
Bromomethane	ug/L	ND	5.0	0.16	05/10/16 08:16	
Carbon disulfide	ug/L	ND	5.0	0.12	05/10/16 08:16	
Carbon tetrachloride	ug/L	ND	1.0	0.18	05/10/16 08:16	
Chlorobenzene	ug/L	ND	1.0	0.21	05/10/16 08:16	
Chloroethane	ug/L	ND	1.0	0.15	05/10/16 08:16	
Chloroform	ug/L	ND	1.0	0.14	05/10/16 08:16	
Chloromethane	ug/L	ND	1.0	0.080	05/10/16 08:16	
cis-1,2-Dichloroethene	ug/L	ND	1.0	0.080	05/10/16 08:16	
cis-1,3-Dichloropropene	ug/L	ND	1.0	0.14	05/10/16 08:16	
Dibromochloromethane	ug/L	ND	1.0	0.21	05/10/16 08:16	
Ethylbenzene	ug/L	ND	1.0	0.18	05/10/16 08:16	
Methylene chloride	ug/L	ND	1.0	0.15	05/10/16 08:16	
Styrene	ug/L	ND	1.0	0.12	05/10/16 08:16	
Tetrachloroethene	ug/L	ND	1.0	0.10	05/10/16 08:16	
Toluene	ug/L	ND	1.0	0.17	05/10/16 08:16	
trans-1,2-Dichloroethene	ug/L	ND	1.0	0.20	05/10/16 08:16	
trans-1,3-Dichloropropene	ug/L	ND	1.0	0.12	05/10/16 08:16	
Trichloroethene	ug/L	ND	1.0	0.17	05/10/16 08:16	
Vinyl chloride	ug/L	ND	1.0	0.13	05/10/16 08:16	
Xylene (Total)	ug/L	ND	3.0	0.42	05/10/16 08:16	
1,2-Dichloroethane-d4 (S)	%	105	81-127		05/10/16 08:16	
4-Bromofluorobenzene (S)	%	97	77-130		05/10/16 08:16	
Toluene-d8 (S)	%	99	80-120		05/10/16 08:16	

Results presented on this page are in the units indicated by the "Units" column except where an alternate unit is presented to the right of the result.

REPORT OF LABORATORY ANALYSIS

This report shall not be reproduced, except in full,
without the written consent of Pace Analytical Services, Inc..

Pace Analytical Services, Inc.
9608 Loiret Blvd.
Lenexa, KS 66219
(913)599-5665

QUALITY CONTROL DATA

Project: FORT SMITH, AR
Pace Project No.: 60218387

LABORATORY CONTROL SAMPLE: 1754871

Parameter	Units	Spike Conc.	LCS Result	LCS % Rec	% Rec Limits	Qualifiers
1,1,1-Trichloroethane	ug/L	20	19.3	97	81-116	
1,1,2,2-Tetrachloroethane	ug/L	20	18.1	90	72-117	
1,1,2-Trichloroethane	ug/L	20	18.6	93	79-108	
1,1-Dichloroethane	ug/L	20	19.1	95	83-117	
1,1-Dichloroethene	ug/L	20	19.6	98	74-114	
1,2-Dichloroethane	ug/L	20	19.1	96	72-116	
1,2-Dichloropropane	ug/L	20	19.6	98	80-120	
2-Butanone (MEK)	ug/L	100	93.1	93	67-129	
2-Hexanone	ug/L	100	94.4	94	70-128	
4-Methyl-2-pentanone (MIBK)	ug/L	100	97.6	98	80-120	
Acetone	ug/L	100	101	101	56-142	
Benzene	ug/L	20	20.1	101	79-116	
Bromodichloromethane	ug/L	20	19.0	95	80-120	
Bromoform	ug/L	20	18.8	94	73-114	
Bromomethane	ug/L	20	22.1	111	49-153	
Carbon disulfide	ug/L	20	19.4	97	82-121	
Carbon tetrachloride	ug/L	20	18.6	93	80-116	
Chlorobenzene	ug/L	20	19.5	97	80-120	
Chloroethane	ug/L	20	19.5	97	67-124	
Chloroform	ug/L	20	19.5	98	79-120	
Chloromethane	ug/L	20	25.2	126	10-192	
cis-1,2-Dichloroethene	ug/L	20	18.7	93	80-120	
cis-1,3-Dichloropropene	ug/L	20	18.9	95	80-120	
Dibromochloromethane	ug/L	20	19.0	95	80-120	
Ethylbenzene	ug/L	20	19.3	96	80-120	
Methylene chloride	ug/L	20	20.2	101	80-120	
Styrene	ug/L	20	19.9	100	80-120	
Tetrachloroethene	ug/L	20	19.0	95	80-120	
Toluene	ug/L	20	19.5	97	80-120	
trans-1,2-Dichloroethene	ug/L	20	18.2	91	78-108	
trans-1,3-Dichloropropene	ug/L	20	19.1	96	85-120	
Trichloroethene	ug/L	20	19.0	95	76-114	
Vinyl chloride	ug/L	20	19.0	95	69-129	
Xylene (Total)	ug/L	60	59.4	99	80-120	
1,2-Dichloroethane-d4 (S)	%			96	81-127	
4-Bromofluorobenzene (S)	%			98	77-130	
Toluene-d8 (S)	%			99	80-120	

Results presented on this page are in the units indicated by the "Units" column except where an alternate unit is presented to the right of the result.

REPORT OF LABORATORY ANALYSIS

This report shall not be reproduced, except in full,
without the written consent of Pace Analytical Services, Inc..

Pace Analytical Services, Inc.
9608 Loiret Blvd.
Lenexa, KS 66219
(913)599-5665

QUALITY CONTROL DATA

Project: FORT SMITH, AR
Pace Project No.: 60218387

QC Batch: MSV/75679 Analysis Method: EPA 5030B/8260
QC Batch Method: EPA 5030B/8260 Analysis Description: 8260 MSV Water 10 mL Purge
Associated Lab Samples: 60218387013, 60218387017, 60218387018, 60218387019, 60218387020, 60218387021, 60218387022, 60218387023, 60218387024, 60218387025, 60218387026, 60218387027

METHOD BLANK: 1755407 Matrix: Water
Associated Lab Samples: 60218387013, 60218387017, 60218387018, 60218387019, 60218387020, 60218387021, 60218387022, 60218387023, 60218387024, 60218387025, 60218387026, 60218387027

Parameter	Units	Blank Result	Reporting Limit	MDL	Analyzed	Qualifiers
1,1,1-Trichloroethane	ug/L	ND	1.0	0.11	05/10/16 20:15	
1,1,2,2-Tetrachloroethane	ug/L	ND	1.0	0.15	05/10/16 20:15	
1,1,2-Trichloroethane	ug/L	ND	1.0	0.20	05/10/16 20:15	
1,1-Dichloroethane	ug/L	ND	1.0	0.050	05/10/16 20:15	
1,1-Dichloroethene	ug/L	ND	1.0	0.20	05/10/16 20:15	
1,2-Dichloroethane	ug/L	ND	1.0	0.12	05/10/16 20:15	
1,2-Dichloropropane	ug/L	ND	1.0	0.16	05/10/16 20:15	
2-Butanone (MEK)	ug/L	ND	10.0	0.59	05/10/16 20:15	
2-Hexanone	ug/L	ND	10.0	1.2	05/10/16 20:15	
4-Methyl-2-pentanone (MIBK)	ug/L	ND	10.0	0.42	05/10/16 20:15	
Acetone	ug/L	ND	10.0	1.9	05/10/16 20:15	
Benzene	ug/L	ND	1.0	0.060	05/10/16 20:15	
Bromodichloromethane	ug/L	ND	1.0	0.19	05/10/16 20:15	
Bromoform	ug/L	ND	1.0	0.070	05/10/16 20:15	
Bromomethane	ug/L	ND	5.0	0.16	05/10/16 20:15	
Carbon disulfide	ug/L	ND	5.0	0.12	05/10/16 20:15	
Carbon tetrachloride	ug/L	ND	1.0	0.18	05/10/16 20:15	
Chlorobenzene	ug/L	ND	1.0	0.21	05/10/16 20:15	
Chloroethane	ug/L	ND	1.0	0.15	05/10/16 20:15	
Chloroform	ug/L	0.98J	1.0	0.14	05/10/16 20:15	
Chloromethane	ug/L	ND	1.0	0.080	05/10/16 20:15	
cis-1,2-Dichloroethene	ug/L	ND	1.0	0.080	05/10/16 20:15	
cis-1,3-Dichloropropene	ug/L	ND	1.0	0.14	05/10/16 20:15	
Dibromochloromethane	ug/L	ND	1.0	0.21	05/10/16 20:15	
Ethylbenzene	ug/L	ND	1.0	0.18	05/10/16 20:15	
Methylene chloride	ug/L	0.74J	1.0	0.15	05/10/16 20:15	
Styrene	ug/L	ND	1.0	0.12	05/10/16 20:15	
Tetrachloroethene	ug/L	ND	1.0	0.10	05/10/16 20:15	
Toluene	ug/L	ND	1.0	0.17	05/10/16 20:15	
trans-1,2-Dichloroethene	ug/L	ND	1.0	0.20	05/10/16 20:15	
trans-1,3-Dichloropropene	ug/L	ND	1.0	0.12	05/10/16 20:15	
Trichloroethene	ug/L	ND	1.0	0.17	05/10/16 20:15	
Vinyl chloride	ug/L	ND	1.0	0.13	05/10/16 20:15	
Xylene (Total)	ug/L	ND	3.0	0.42	05/10/16 20:15	
1,2-Dichloroethane-d4 (S)	%	97	81-127		05/10/16 20:15	
4-Bromofluorobenzene (S)	%	100	77-130		05/10/16 20:15	
Toluene-d8 (S)	%	99	80-120		05/10/16 20:15	

Results presented on this page are in the units indicated by the "Units" column except where an alternate unit is presented to the right of the result.

REPORT OF LABORATORY ANALYSIS

This report shall not be reproduced, except in full,
without the written consent of Pace Analytical Services, Inc..

Pace Analytical Services, Inc.
9608 Loiret Blvd.
Lenexa, KS 66219
(913)599-5665

QUALITY CONTROL DATA

Project: FORT SMITH, AR
Pace Project No.: 60218387

LABORATORY CONTROL SAMPLE: 1755408

Parameter	Units	Spike Conc.	LCS Result	LCS % Rec	% Rec Limits	Qualifiers
1,1,1-Trichloroethane	ug/L	20	19.4	97	81-116	
1,1,2,2-Tetrachloroethane	ug/L	20	18.8	94	72-117	
1,1,2-Trichloroethane	ug/L	20	17.5	88	79-108	
1,1-Dichloroethane	ug/L	20	19.7	98	83-117	
1,1-Dichloroethene	ug/L	20	19.2	96	74-114	
1,2-Dichloroethane	ug/L	20	19.5	98	72-116	
1,2-Dichloropropane	ug/L	20	20.1	100	80-120	
2-Butanone (MEK)	ug/L	100	98.7	99	67-129	
2-Hexanone	ug/L	100	94.3	94	70-128	
4-Methyl-2-pentanone (MIBK)	ug/L	100	104	104	80-120	
Acetone	ug/L	100	105	105	56-142	
Benzene	ug/L	20	20.9	105	79-116	
Bromodichloromethane	ug/L	20	19.7	99	80-120	
Bromoform	ug/L	20	18.0	90	73-114	
Bromomethane	ug/L	20	20.9	104	49-153	
Carbon disulfide	ug/L	20	19.5	98	82-121	
Carbon tetrachloride	ug/L	20	19.1	96	80-116	
Chlorobenzene	ug/L	20	19.1	95	80-120	
Chloroethane	ug/L	20	20.3	101	67-124	
Chloroform	ug/L	20	20.1	100	79-120	
Chloromethane	ug/L	20	25.6	128	10-192	
cis-1,2-Dichloroethene	ug/L	20	19.1	95	80-120	
cis-1,3-Dichloropropene	ug/L	20	19.7	98	80-120	
Dibromochloromethane	ug/L	20	17.4	87	80-120	
Ethylbenzene	ug/L	20	18.6	93	80-120	
Methylene chloride	ug/L	20	21.9	110	80-120	
Styrene	ug/L	20	19.8	99	80-120	
Tetrachloroethene	ug/L	20	18.0	90	80-120	
Toluene	ug/L	20	18.9	95	80-120	
trans-1,2-Dichloroethene	ug/L	20	18.8	94	78-108	
trans-1,3-Dichloropropene	ug/L	20	18.1	91	85-120	
Trichloroethene	ug/L	20	19.4	97	76-114	
Vinyl chloride	ug/L	20	18.9	94	69-129	
Xylene (Total)	ug/L	60	56.4	94	80-120	
1,2-Dichloroethane-d4 (S)	%			96	81-127	
4-Bromofluorobenzene (S)	%			97	77-130	
Toluene-d8 (S)	%			94	80-120	

MATRIX SPIKE & MATRIX SPIKE DUPLICATE: 1755409 1755410

Parameter	Units	60218387020 Result	MS Spike Conc.	MSD Spike Conc.	MS Result	MSD Result	MS % Rec	MSD % Rec	% Rec Limits	RPD	Max RPD	Qual
1,1,1-Trichloroethane	ug/L	ND	20	20	20.4	21.2	102	106	70-135	4	12	
1,1,2,2-Tetrachloroethane	ug/L	ND	20	20	16.4	17.7	82	88	54-136	8	15	
1,1,2-Trichloroethane	ug/L	ND	20	20	16.9	17.5	84	87	70-113	3	15	

Results presented on this page are in the units indicated by the "Units" column except where an alternate unit is presented to the right of the result.

REPORT OF LABORATORY ANALYSIS

This report shall not be reproduced, except in full,
without the written consent of Pace Analytical Services, Inc..

Pace Analytical Services, Inc.
9608 Loiret Blvd.
Lenexa, KS 66219
(913)599-5665

QUALITY CONTROL DATA

Project: FORT SMITH, AR
Pace Project No.: 60218387

MATRIX SPIKE & MATRIX SPIKE DUPLICATE: 1755409 1755410

Parameter	Units	60218387020 Result	MS Spike Conc.	MSD Spike Conc.	MS Result	MSD Result	MS % Rec	MSD % Rec	% Rec Limits	RPD	Max RPD	Qual
1,1-Dichloroethane	ug/L	ND	20	20	20.2	21.4	101	107	80-122	6	13	
1,1-Dichloroethene	ug/L	ND	20	20	20.7	20.4	103	102	73-118	1	14	
1,2-Dichloroethane	ug/L	ND	20	20	19.2	20.4	96	102	54-137	6	41	
1,2-Dichloropropane	ug/L	ND	20	20	20.2	19.6	101	98	77-116	3	12	
2-Butanone (MEK)	ug/L	ND	100	100	87.9	95.0	88	95	30-127	8	18	
2-Hexanone	ug/L	ND	100	100	85.0	89.1	85	89	44-124	5	18	
4-Methyl-2-pentanone (MIBK)	ug/L	ND	100	100	94.0	100	94	100	70-124	6	15	
Acetone	ug/L	5.0J	100	100	97.0	142	92	137	10-132	38	20	M1,R1
Benzene	ug/L	ND	20	20	21.1	19.9	106	100	37-151	6	40	
Bromodichloromethane	ug/L	ND	20	20	19.4	20.5	97	102	76-118	5	11	
Bromoform	ug/L	ND	20	20	17.0	16.5	85	83	64-113	3	15	
Bromomethane	ug/L	ND	20	20	22.9	21.5	114	107	41-154	6	43	
Carbon disulfide	ug/L	0.23J	20	20	21.2	20.8	105	103	80-139	2	17	
Carbon tetrachloride	ug/L	ND	20	20	20.0	20.6	100	103	75-127	3	13	
Chlorobenzene	ug/L	ND	20	20	18.4	18.1	92	90	79-113	2	13	
Chloroethane	ug/L	ND	20	20	19.2	19.6	96	98	53-154	2	20	
Chloroform	ug/L	ND	20	20	18.8	20.1	94	100	74-115	6	12	
Chloromethane	ug/L	ND	20	20	28.5	17.8	143	89	33-169	46	72	
cis-1,2-Dichloroethene	ug/L	ND	20	20	19.1	20.3	95	101	58-139	6	40	
cis-1,3-Dichloropropene	ug/L	ND	20	20	18.3	18.5	91	93	70-120	1	14	
Dibromochloromethane	ug/L	ND	20	20	17.3	17.2	87	86	77-114	1	13	
Ethylbenzene	ug/L	ND	20	20	18.8	18.0	94	90	29-151	4	45	
Methylene chloride	ug/L	ND	20	20	20.9	20.2	104	101	76-120	3	13	
Styrene	ug/L	ND	20	20	18.7	18.0	93	90	66-127	4	15	
Tetrachloroethene	ug/L	ND	20	20	18.9	18.2	95	91	77-118	4	14	
Toluene	ug/L	ND	20	20	18.7	18.3	93	91	37-147	2	43	
trans-1,2-Dichloroethene	ug/L	ND	20	20	19.8	20.5	99	102	69-125	4	16	
trans-1,3-Dichloropropene	ug/L	ND	20	20	17.3	17.5	87	88	71-118	1	13	
Trichloroethene	ug/L	ND	20	20	20.1	19.5	101	97	71-116	3	14	
Vinyl chloride	ug/L	ND	20	20	21.4	21.2	107	106	65-142	1	22	
Xylene (Total)	ug/L	ND	60	60	57.2	54.1	95	90	27-156	6	46	
1,2-Dichloroethane-d4 (S)	%						98	105	81-127			
4-Bromofluorobenzene (S)	%						98	99	77-130			
Toluene-d8 (S)	%						95	96	80-120			
Preservation pH		1.0			1.0	1.0				0		

MATRIX SPIKE & MATRIX SPIKE DUPLICATE: 1755411 1755412

Parameter	Units	60218387021 Result	MS Spike Conc.	MSD Spike Conc.	MS Result	MSD Result	MS % Rec	MSD % Rec	% Rec Limits	RPD	Max RPD	Qual
1,1,1-Trichloroethane	ug/L	ND	20	20	20.0	22.3	100	111	70-135	11	12	
1,1,2,2-Tetrachloroethane	ug/L	ND	20	20	17.3	19.4	86	97	54-136	12	15	
1,1,2-Trichloroethane	ug/L	ND	20	20	16.3	18.5	82	93	70-113	12	15	

Results presented on this page are in the units indicated by the "Units" column except where an alternate unit is presented to the right of the result.

REPORT OF LABORATORY ANALYSIS

This report shall not be reproduced, except in full,
without the written consent of Pace Analytical Services, Inc..

Pace Analytical Services, Inc.
9608 Loiret Blvd.
Lenexa, KS 66219
(913)599-5665

QUALITY CONTROL DATA

Project: FORT SMITH, AR
Pace Project No.: 60218387

MATRIX SPIKE & MATRIX SPIKE DUPLICATE: 1755411 1755412

Parameter	Units	60218387021 Result	MS Spike Conc.	MSD Spike Conc.	MS Result	MSD Result	MS % Rec	MSD % Rec	% Rec Limits	RPD	Max RPD	Qual
1,1-Dichloroethane	ug/L	ND	20	20	19.1	22.7	96	114	80-122	17	13	R1
1,1-Dichloroethene	ug/L	ND	20	20	20.6	21.0	103	105	73-118	2	14	
1,2-Dichloroethane	ug/L	ND	20	20	18.3	21.8	91	109	54-137	18	41	
1,2-Dichloropropane	ug/L	ND	20	20	19.5	20.8	97	104	77-116	7	12	
2-Butanone (MEK)	ug/L	ND	100	100	86.9	98.3	87	98	30-127	12	18	
2-Hexanone	ug/L	ND	100	100	85.6	89.6	86	90	44-124	5	18	
4-Methyl-2-pentanone (MIBK)	ug/L	ND	100	100	95.2	98.2	95	98	70-124	3	15	
Acetone	ug/L	ND	100	100	89.1	100	89	100	10-132	12	20	
Benzene	ug/L	ND	20	20	20.0	21.1	100	106	37-151	5	40	
Bromodichloromethane	ug/L	ND	20	20	18.9	21.2	95	106	76-118	11	11	
Bromoform	ug/L	ND	20	20	16.3	18.1	81	91	64-113	11	15	
Bromomethane	ug/L	ND	20	20	21.3	22.2	106	111	41-154	4	43	
Carbon disulfide	ug/L	ND	20	20	20.3	21.6	101	108	80-139	6	17	
Carbon tetrachloride	ug/L	ND	20	20	19.3	21.4	97	107	75-127	10	13	
Chlorobenzene	ug/L	ND	20	20	18.7	18.9	93	95	79-113	1	13	
Chloroethane	ug/L	ND	20	20	19.5	18.2	97	91	53-154	7	20	
Chloroform	ug/L	ND	20	20	18.5	21.2	92	106	74-115	14	12	R1
Chloromethane	ug/L	ND	20	20	28.9	15.8	144	79	33-169	59	72	
cis-1,2-Dichloroethene	ug/L	ND	20	20	18.3	21.5	91	108	58-139	16	40	
cis-1,3-Dichloropropene	ug/L	ND	20	20	17.4	19.5	87	97	70-120	11	14	
Dibromochloromethane	ug/L	ND	20	20	17.6	18.6	88	93	77-114	5	13	
Ethylbenzene	ug/L	ND	20	20	18.7	18.6	93	93	29-151	1	45	
Methylene chloride	ug/L	ND	20	20	19.5	21.1	97	105	76-120	8	13	
Styrene	ug/L	ND	20	20	18.7	18.7	94	94	66-127	0	15	
Tetrachloroethene	ug/L	ND	20	20	17.9	19.2	90	96	77-118	7	14	
Toluene	ug/L	ND	20	20	18.4	18.9	92	95	37-147	3	43	
trans-1,2-Dichloroethene	ug/L	ND	20	20	18.3	21.5	92	108	69-125	16	16	
trans-1,3-Dichloropropene	ug/L	ND	20	20	17.1	18.6	85	93	71-118	9	13	
Trichloroethene	ug/L	ND	20	20	19.2	19.9	96	100	71-116	4	14	
Vinyl chloride	ug/L	ND	20	20	20.8	21.6	104	108	65-142	3	22	
Xylene (Total)	ug/L	ND	60	60	55.8	55.4	93	92	27-156	1	46	
1,2-Dichloroethane-d4 (S)	%						94	108	81-127			
4-Bromofluorobenzene (S)	%						101	101	77-130			
Toluene-d8 (S)	%						94	95	80-120			
Preservation pH		1.0			1.0	1.0				0		

Results presented on this page are in the units indicated by the "Units" column except where an alternate unit is presented to the right of the result.

REPORT OF LABORATORY ANALYSIS

This report shall not be reproduced, except in full,
without the written consent of Pace Analytical Services, Inc..

Pace Analytical Services, Inc.
9608 Loiret Blvd.
Lenexa, KS 66219
(913)599-5665

QUALITY CONTROL DATA

Project: FORT SMITH, AR
Pace Project No.: 60218387

QC Batch: MSV/75701 Analysis Method: EPA 5030B/8260
QC Batch Method: EPA 5030B/8260 Analysis Description: 8260 MSV Water 10 mL Purge
Associated Lab Samples: 60218387028, 60218387029, 60218387031, 60218387033, 60218387034, 60218387035, 60218387037, 60218387038, 60218387039, 60218387040, 60218387041, 60218387042, 60218387043, 60218387044

METHOD BLANK: 1755748 Matrix: Water
Associated Lab Samples: 60218387028, 60218387029, 60218387031, 60218387033, 60218387034, 60218387035, 60218387037, 60218387038, 60218387039, 60218387040, 60218387041, 60218387042, 60218387043, 60218387044

Parameter	Units	Blank Result	Reporting Limit	MDL	Analyzed	Qualifiers
1,1,1-Trichloroethane	ug/L	ND	1.0	0.11	05/11/16 08:14	
1,1,2,2-Tetrachloroethane	ug/L	ND	1.0	0.15	05/11/16 08:14	
1,1,2-Trichloroethane	ug/L	ND	1.0	0.20	05/11/16 08:14	
1,1-Dichloroethane	ug/L	ND	1.0	0.050	05/11/16 08:14	
1,1-Dichloroethene	ug/L	ND	1.0	0.20	05/11/16 08:14	
1,2-Dichloroethane	ug/L	ND	1.0	0.12	05/11/16 08:14	
1,2-Dichloropropane	ug/L	ND	1.0	0.16	05/11/16 08:14	
2-Butanone (MEK)	ug/L	ND	10.0	0.59	05/11/16 08:14	
2-Hexanone	ug/L	ND	10.0	1.2	05/11/16 08:14	
4-Methyl-2-pentanone (MIBK)	ug/L	ND	10.0	0.42	05/11/16 08:14	
Acetone	ug/L	ND	10.0	1.9	05/11/16 08:14	
Benzene	ug/L	ND	1.0	0.060	05/11/16 08:14	
Bromodichloromethane	ug/L	ND	1.0	0.19	05/11/16 08:14	
Bromoform	ug/L	ND	1.0	0.070	05/11/16 08:14	
Bromomethane	ug/L	ND	5.0	0.16	05/11/16 08:14	
Carbon disulfide	ug/L	ND	5.0	0.12	05/11/16 08:14	
Carbon tetrachloride	ug/L	ND	1.0	0.18	05/11/16 08:14	
Chlorobenzene	ug/L	ND	1.0	0.21	05/11/16 08:14	
Chloroethane	ug/L	ND	1.0	0.15	05/11/16 08:14	
Chloroform	ug/L	ND	1.0	0.14	05/11/16 08:14	
Chloromethane	ug/L	ND	1.0	0.080	05/11/16 08:14	
cis-1,2-Dichloroethene	ug/L	ND	1.0	0.080	05/11/16 08:14	
cis-1,3-Dichloropropene	ug/L	ND	1.0	0.14	05/11/16 08:14	
Dibromochloromethane	ug/L	ND	1.0	0.21	05/11/16 08:14	
Ethylbenzene	ug/L	ND	1.0	0.18	05/11/16 08:14	
Methylene chloride	ug/L	ND	1.0	0.15	05/11/16 08:14	
Styrene	ug/L	ND	1.0	0.12	05/11/16 08:14	
Tetrachloroethene	ug/L	ND	1.0	0.10	05/11/16 08:14	
Toluene	ug/L	ND	1.0	0.17	05/11/16 08:14	
trans-1,2-Dichloroethene	ug/L	ND	1.0	0.20	05/11/16 08:14	
trans-1,3-Dichloropropene	ug/L	ND	1.0	0.12	05/11/16 08:14	
Trichloroethene	ug/L	ND	1.0	0.17	05/11/16 08:14	
Vinyl chloride	ug/L	ND	1.0	0.13	05/11/16 08:14	
Xylene (Total)	ug/L	ND	3.0	0.42	05/11/16 08:14	
1,2-Dichloroethane-d4 (S)	%	104	81-127		05/11/16 08:14	
4-Bromofluorobenzene (S)	%	101	77-130		05/11/16 08:14	
Toluene-d8 (S)	%	103	80-120		05/11/16 08:14	

Results presented on this page are in the units indicated by the "Units" column except where an alternate unit is presented to the right of the result.

REPORT OF LABORATORY ANALYSIS

This report shall not be reproduced, except in full,
without the written consent of Pace Analytical Services, Inc..

Pace Analytical Services, Inc.
9608 Loiret Blvd.
Lenexa, KS 66219
(913)599-5665

QUALITY CONTROL DATA

Project: FORT SMITH, AR
Pace Project No.: 60218387

LABORATORY CONTROL SAMPLE: 1755749

Parameter	Units	Spike Conc.	LCS Result	LCS % Rec	% Rec Limits	Qualifiers
1,1,1-Trichloroethane	ug/L	20	18.2	91	81-116	
1,1,2,2-Tetrachloroethane	ug/L	20	21.1	106	72-117	
1,1,2-Trichloroethane	ug/L	20	18.3	91	79-108	
1,1-Dichloroethane	ug/L	20	18.9	95	83-117	
1,1-Dichloroethene	ug/L	20	17.7	88	74-114	
1,2-Dichloroethane	ug/L	20	19.2	96	72-116	
1,2-Dichloropropane	ug/L	20	18.9	94	80-120	
2-Butanone (MEK)	ug/L	100	99.6	100	67-129	
2-Hexanone	ug/L	100	98.7	99	70-128	
4-Methyl-2-pentanone (MIBK)	ug/L	100	97.9	98	80-120	
Acetone	ug/L	100	104	104	56-142	
Benzene	ug/L	20	18.4	92	79-116	
Bromodichloromethane	ug/L	20	18.6	93	80-120	
Bromoform	ug/L	20	19.0	95	73-114	
Bromomethane	ug/L	20	21.6	108	49-153	
Carbon disulfide	ug/L	20	17.8	89	82-121	
Carbon tetrachloride	ug/L	20	17.5	87	80-116	
Chlorobenzene	ug/L	20	19.2	96	80-120	
Chloroethane	ug/L	20	17.6	88	67-124	
Chloroform	ug/L	20	18.5	93	79-120	
Chloromethane	ug/L	20	13.1	65	10-192	
cis-1,2-Dichloroethene	ug/L	20	18.7	94	80-120	
cis-1,3-Dichloropropene	ug/L	20	18.5	92	80-120	
Dibromochloromethane	ug/L	20	18.3	91	80-120	
Ethylbenzene	ug/L	20	19.1	96	80-120	
Methylene chloride	ug/L	20	19.2	96	80-120	
Styrene	ug/L	20	19.7	98	80-120	
Tetrachloroethene	ug/L	20	18.5	93	80-120	
Toluene	ug/L	20	19.1	96	80-120	
trans-1,2-Dichloroethene	ug/L	20	17.9	89	78-108	
trans-1,3-Dichloropropene	ug/L	20	19.7	98	85-120	
Trichloroethene	ug/L	20	18.0	90	76-114	
Vinyl chloride	ug/L	20	16.8	84	69-129	
Xylene (Total)	ug/L	60	56.9	95	80-120	
1,2-Dichloroethane-d4 (S)	%			103	81-127	
4-Bromofluorobenzene (S)	%			100	77-130	
Toluene-d8 (S)	%			102	80-120	

Results presented on this page are in the units indicated by the "Units" column except where an alternate unit is presented to the right of the result.

REPORT OF LABORATORY ANALYSIS

This report shall not be reproduced, except in full,
without the written consent of Pace Analytical Services, Inc..

Pace Analytical Services, Inc.
9608 Loiret Blvd.
Lenexa, KS 66219
(913)599-5665

QUALITY CONTROL DATA

Project: FORT SMITH, AR
Pace Project No.: 60218387

QC Batch: MSV/75721
QC Batch Method: EPA 5030B/8260
Analysis Method: EPA 5030B/8260
Analysis Description: 8260 MSV Water 10 mL Purge
Associated Lab Samples: 60218387016

METHOD BLANK: 1756181
Matrix: Water
Associated Lab Samples: 60218387016

Parameter	Units	Blank Result	Reporting Limit	MDL	Analyzed	Qualifiers
1,1,1-Trichloroethane	ug/L	ND	1.0	0.11	05/11/16 20:12	
1,1,2,2-Tetrachloroethane	ug/L	ND	1.0	0.15	05/11/16 20:12	
1,1,2-Trichloroethane	ug/L	ND	1.0	0.20	05/11/16 20:12	
1,1-Dichloroethane	ug/L	ND	1.0	0.050	05/11/16 20:12	
1,1-Dichloroethene	ug/L	ND	1.0	0.20	05/11/16 20:12	
1,2-Dichloroethane	ug/L	ND	1.0	0.12	05/11/16 20:12	
1,2-Dichloropropane	ug/L	ND	1.0	0.16	05/11/16 20:12	
2-Butanone (MEK)	ug/L	ND	10.0	0.59	05/11/16 20:12	
2-Hexanone	ug/L	ND	10.0	1.2	05/11/16 20:12	
4-Methyl-2-pentanone (MIBK)	ug/L	ND	10.0	0.42	05/11/16 20:12	
Acetone	ug/L	ND	10.0	1.9	05/11/16 20:12	
Benzene	ug/L	ND	1.0	0.060	05/11/16 20:12	
Bromodichloromethane	ug/L	ND	1.0	0.19	05/11/16 20:12	
Bromoform	ug/L	ND	1.0	0.070	05/11/16 20:12	
Bromomethane	ug/L	ND	5.0	0.16	05/11/16 20:12	
Carbon disulfide	ug/L	ND	5.0	0.12	05/11/16 20:12	
Carbon tetrachloride	ug/L	ND	1.0	0.18	05/11/16 20:12	
Chlorobenzene	ug/L	ND	1.0	0.21	05/11/16 20:12	
Chloroethane	ug/L	ND	1.0	0.15	05/11/16 20:12	
Chloroform	ug/L	ND	1.0	0.14	05/11/16 20:12	
Chloromethane	ug/L	ND	1.0	0.080	05/11/16 20:12	
cis-1,2-Dichloroethene	ug/L	ND	1.0	0.080	05/11/16 20:12	
cis-1,3-Dichloropropene	ug/L	ND	1.0	0.14	05/11/16 20:12	
Dibromochloromethane	ug/L	ND	1.0	0.21	05/11/16 20:12	
Ethylbenzene	ug/L	ND	1.0	0.18	05/11/16 20:12	
Methylene chloride	ug/L	ND	1.0	0.15	05/11/16 20:12	
Styrene	ug/L	ND	1.0	0.12	05/11/16 20:12	
Tetrachloroethene	ug/L	ND	1.0	0.10	05/11/16 20:12	
Toluene	ug/L	ND	1.0	0.17	05/11/16 20:12	
trans-1,2-Dichloroethene	ug/L	ND	1.0	0.20	05/11/16 20:12	
trans-1,3-Dichloropropene	ug/L	ND	1.0	0.12	05/11/16 20:12	
Trichloroethene	ug/L	ND	1.0	0.17	05/11/16 20:12	
Vinyl chloride	ug/L	ND	1.0	0.13	05/11/16 20:12	
Xylene (Total)	ug/L	ND	3.0	0.42	05/11/16 20:12	
1,2-Dichloroethane-d4 (S)	%	97	81-127		05/11/16 20:12	
4-Bromofluorobenzene (S)	%	98	77-130		05/11/16 20:12	
Toluene-d8 (S)	%	106	80-120		05/11/16 20:12	

Results presented on this page are in the units indicated by the "Units" column except where an alternate unit is presented to the right of the result.

REPORT OF LABORATORY ANALYSIS

This report shall not be reproduced, except in full,
without the written consent of Pace Analytical Services, Inc..

Pace Analytical Services, Inc.
9608 Loiret Blvd.
Lenexa, KS 66219
(913)599-5665

QUALITY CONTROL DATA

Project: FORT SMITH, AR
Pace Project No.: 60218387

LABORATORY CONTROL SAMPLE: 1756182

Parameter	Units	Spike Conc.	LCS Result	LCS % Rec	% Rec Limits	Qualifiers
1,1,1-Trichloroethane	ug/L	20	16.9	84	81-116	
1,1,2,2-Tetrachloroethane	ug/L	20	18.6	93	72-117	
1,1,2-Trichloroethane	ug/L	20	17.3	87	79-108	
1,1-Dichloroethane	ug/L	20	17.4	87	83-117	
1,1-Dichloroethene	ug/L	20	16.9	85	74-114	
1,2-Dichloroethane	ug/L	20	17.6	88	72-116	
1,2-Dichloropropane	ug/L	20	18.1	90	80-120	
2-Butanone (MEK)	ug/L	100	81.1	81	67-129	
2-Hexanone	ug/L	100	91.5	92	70-128	
4-Methyl-2-pentanone (MIBK)	ug/L	100	88.5	88	80-120	
Acetone	ug/L	100	92.4	92	56-142	
Benzene	ug/L	20	18.3	92	79-116	
Bromodichloromethane	ug/L	20	17.5	87	80-120	
Bromoform	ug/L	20	17.5	88	73-114	
Bromomethane	ug/L	20	18.1	90	49-153	
Carbon disulfide	ug/L	20	17.2	86	82-121	
Carbon tetrachloride	ug/L	20	16.8	84	80-116	
Chlorobenzene	ug/L	20	19.0	95	80-120	
Chloroethane	ug/L	20	17.4	87	67-124	
Chloroform	ug/L	20	16.7	83	79-120	
Chloromethane	ug/L	20	22.9	115	10-192	
cis-1,2-Dichloroethene	ug/L	20	16.1	80	80-120	
cis-1,3-Dichloropropene	ug/L	20	17.0	85	80-120	
Dibromochloromethane	ug/L	20	17.4	87	80-120	
Ethylbenzene	ug/L	20	19.5	97	80-120	
Methylene chloride	ug/L	20	18.1	90	80-120	
Styrene	ug/L	20	19.8	99	80-120	
Tetrachloroethene	ug/L	20	18.9	95	80-120	
Toluene	ug/L	20	18.9	94	80-120	
trans-1,2-Dichloroethene	ug/L	20	16.3	82	78-108	
trans-1,3-Dichloropropene	ug/L	20	18.8	94	85-120	
Trichloroethene	ug/L	20	18.4	92	76-114	
Vinyl chloride	ug/L	20	16.5	83	69-129	
Xylene (Total)	ug/L	60	57.5	96	80-120	
1,2-Dichloroethane-d4 (S)	%			93	81-127	
4-Bromofluorobenzene (S)	%			98	77-130	
Toluene-d8 (S)	%			101	80-120	

MATRIX SPIKE & MATRIX SPIKE DUPLICATE: 1756183 1756184

Parameter	Units	60218544005 Result	MS Spike Conc.	MSD Spike Conc.	MS Result	MSD Result	MS % Rec	MSD % Rec	% Rec Limits	RPD	Max RPD	Qual
1,1,1-Trichloroethane	ug/L	ND	20	20	18.5	19.7	92	99	70-135	7	12	
1,1,2,2-Tetrachloroethane	ug/L	ND	20	20	19.0	19.9	95	99	54-136	4	15	
1,1,2-Trichloroethane	ug/L	ND	20	20	16.9	17.9	85	89	70-113	5	15	

Results presented on this page are in the units indicated by the "Units" column except where an alternate unit is presented to the right of the result.

REPORT OF LABORATORY ANALYSIS

This report shall not be reproduced, except in full,
without the written consent of Pace Analytical Services, Inc..

Pace Analytical Services, Inc.
9608 Loiret Blvd.
Lenexa, KS 66219
(913)599-5665

QUALITY CONTROL DATA

Project: FORT SMITH, AR
Pace Project No.: 60218387

MATRIX SPIKE & MATRIX SPIKE DUPLICATE: 1756183 1756184

Parameter	Units	60218544005 Result	MS Spike Conc.	MSD Spike Conc.	MS Result	MSD Result	MS % Rec	MSD % Rec	% Rec Limits	RPD	Max RPD	Qual
1,1-Dichloroethane	ug/L	4.0	20	20	22.5	24.2	93	101	80-122	7	13	
1,1-Dichloroethene	ug/L	0.59J	20	20	18.6	18.5	90	90	73-118	1	14	
1,2-Dichloroethane	ug/L	ND	20	20	18.2	18.8	91	94	54-137	3	41	
1,2-Dichloropropane	ug/L	ND	20	20	18.2	18.5	91	93	77-116	2	12	
2-Butanone (MEK)	ug/L	ND	100	100	76.2	80.9	76	81	30-127	6	18	
2-Hexanone	ug/L	ND	100	100	81.6	85.0	82	85	44-124	4	18	
4-Methyl-2-pentanone (MIBK)	ug/L	ND	100	100	84.1	83.7	84	84	70-124	1	15	
Acetone	ug/L	ND	100	100	80.4	82.9	80	83	10-132	3	20	
Benzene	ug/L	ND	20	20	18.9	18.7	94	93	37-151	1	40	
Bromodichloromethane	ug/L	ND	20	20	17.1	18.5	85	93	76-118	8	11	
Bromoform	ug/L	ND	20	20	16.7	18.1	83	91	64-113	8	15	
Bromomethane	ug/L	ND	20	20	19.4	22.4	97	112	41-154	15	43	
Carbon disulfide	ug/L	ND	20	20	19.4	18.9	97	95	80-139	2	17	
Carbon tetrachloride	ug/L	ND	20	20	18.4	18.7	92	93	75-127	2	13	
Chlorobenzene	ug/L	ND	20	20	19.6	19.1	98	96	79-113	2	13	
Chloroethane	ug/L	ND	20	20	18.6	18.7	93	93	53-154	0	20	
Chloroform	ug/L	ND	20	20	17.5	18.7	87	93	74-115	7	12	
Chloromethane	ug/L	ND	20	20	25.1	14.3	125	71	33-169	55	72	
cis-1,2-Dichloroethene	ug/L	5.3	20	20	23.6	24.9	91	98	58-139	5	40	
cis-1,3-Dichloropropene	ug/L	ND	20	20	16.5	16.8	82	84	70-120	2	14	
Dibromochloromethane	ug/L	ND	20	20	17.8	18.7	89	93	77-114	5	13	
Ethylbenzene	ug/L	ND	20	20	19.2	19.1	96	96	29-151	1	45	
Methylene chloride	ug/L	ND	20	20	18.7	18.6	94	93	76-120	1	13	
Styrene	ug/L	ND	20	20	0.60J	0.53J	3	3	66-127		15	M1
Tetrachloroethene	ug/L	ND	20	20	18.9	19.6	95	98	77-118	4	14	
Toluene	ug/L	ND	20	20	19.8	19.7	99	99	37-147	0	43	
trans-1,2-Dichloroethene	ug/L	ND	20	20	17.7	18.9	88	94	69-125	6	16	
trans-1,3-Dichloropropene	ug/L	ND	20	20	17.4	18.3	87	92	71-118	5	13	
Trichloroethene	ug/L	4.4	20	20	21.5	21.6	86	86	71-116	0	14	
Vinyl chloride	ug/L	0.22J	20	20	19.2	18.8	95	93	65-142	2	22	
Xylene (Total)	ug/L	ND	60	60	58.0	58.0	97	97	27-156	0	46	
1,2-Dichloroethane-d4 (S)	%						97	106	81-127			
4-Bromofluorobenzene (S)	%						102	104	77-130			
Toluene-d8 (S)	%						100	103	80-120			
Preservation pH		1.0			1.0	1.0				0		

Results presented on this page are in the units indicated by the "Units" column except where an alternate unit is presented to the right of the result.

REPORT OF LABORATORY ANALYSIS

This report shall not be reproduced, except in full,
without the written consent of Pace Analytical Services, Inc..

Pace Analytical Services, Inc.
9608 Loiret Blvd.
Lenexa, KS 66219
(913)599-5665

QUALITY CONTROL DATA

Project: FORT SMITH, AR
Pace Project No.: 60218387

QC Batch: MSV/75745 Analysis Method: EPA 5030B/8260
QC Batch Method: EPA 5030B/8260 Analysis Description: 8260 MSV Water 10 mL Purge
Associated Lab Samples: 60218387033, 60218387037, 60218387043

METHOD BLANK: 1756989 Matrix: Water
Associated Lab Samples: 60218387033, 60218387037, 60218387043

Parameter	Units	Blank Result	Reporting Limit	MDL	Analyzed	Qualifiers
Trichloroethene	ug/L	0.30J	1.0	0.17	05/12/16 14:59	
1,2-Dichloroethane-d4 (S)	%	108	81-127		05/12/16 14:59	
4-Bromofluorobenzene (S)	%	100	77-130		05/12/16 14:59	
Toluene-d8 (S)	%	104	80-120		05/12/16 14:59	

LABORATORY CONTROL SAMPLE: 1756990

Parameter	Units	Spike Conc.	LCS Result	LCS % Rec	% Rec Limits	Qualifiers
Trichloroethene	ug/L	20	18.9	94	76-114	
1,2-Dichloroethane-d4 (S)	%			103	81-127	
4-Bromofluorobenzene (S)	%			99	77-130	
Toluene-d8 (S)	%			102	80-120	

Results presented on this page are in the units indicated by the "Units" column except where an alternate unit is presented to the right of the result.

REPORT OF LABORATORY ANALYSIS

This report shall not be reproduced, except in full,
without the written consent of Pace Analytical Services, Inc..

Pace Analytical Services, Inc.
9608 Loiret Blvd.
Lenexa, KS 66219
(913)599-5665

QUALITY CONTROL DATA

Project: FORT SMITH, AR
Pace Project No.: 60218387

QC Batch: MSV/75619 Analysis Method: EPA 5030B/8260
QC Batch Method: EPA 5030B/8260 Analysis Description: 8260 MSV Water 7 day
Associated Lab Samples: 60218387001, 60218387006, 60218387011, 60218387014, 60218387015, 60218387030, 60218387032, 60218387036

METHOD BLANK: 1752961 Matrix: Water
Associated Lab Samples: 60218387001, 60218387006, 60218387011, 60218387014, 60218387015, 60218387030, 60218387032, 60218387036

Parameter	Units	Blank Result	Reporting Limit	MDL	Analyzed	Qualifiers
1,1,1-Trichloroethane	ug/L	ND	1.0	0.11	05/06/16 08:33	
1,1,2,2-Tetrachloroethane	ug/L	ND	1.0	0.15	05/06/16 08:33	
1,1,2-Trichloroethane	ug/L	ND	1.0	0.20	05/06/16 08:33	
1,1-Dichloroethane	ug/L	ND	1.0	0.050	05/06/16 08:33	
1,1-Dichloroethene	ug/L	ND	1.0	0.20	05/06/16 08:33	
1,2-Dichloroethane	ug/L	ND	1.0	0.12	05/06/16 08:33	
1,2-Dichloropropane	ug/L	ND	1.0	0.16	05/06/16 08:33	
2-Butanone (MEK)	ug/L	ND	10.0	0.59	05/06/16 08:33	
2-Hexanone	ug/L	ND	10.0	1.2	05/06/16 08:33	
4-Methyl-2-pentanone (MIBK)	ug/L	ND	10.0	0.42	05/06/16 08:33	
Acetone	ug/L	ND	10.0	1.9	05/06/16 08:33	
Benzene	ug/L	ND	1.0	0.060	05/06/16 08:33	
Bromodichloromethane	ug/L	ND	1.0	0.19	05/06/16 08:33	
Bromoform	ug/L	ND	1.0	0.070	05/06/16 08:33	
Bromomethane	ug/L	ND	5.0	0.16	05/06/16 08:33	
Carbon disulfide	ug/L	ND	5.0	0.12	05/06/16 08:33	
Carbon tetrachloride	ug/L	ND	1.0	0.18	05/06/16 08:33	
Chlorobenzene	ug/L	ND	1.0	0.21	05/06/16 08:33	
Chloroethane	ug/L	ND	1.0	0.15	05/06/16 08:33	
Chloroform	ug/L	ND	1.0	0.14	05/06/16 08:33	
Chloromethane	ug/L	ND	1.0	0.080	05/06/16 08:33	
cis-1,2-Dichloroethene	ug/L	ND	1.0	0.080	05/06/16 08:33	
cis-1,3-Dichloropropene	ug/L	ND	1.0	0.14	05/06/16 08:33	
Dibromochloromethane	ug/L	ND	1.0	0.21	05/06/16 08:33	
Ethylbenzene	ug/L	ND	1.0	0.18	05/06/16 08:33	
Methylene chloride	ug/L	ND	1.0	0.15	05/06/16 08:33	
Styrene	ug/L	ND	1.0	0.12	05/06/16 08:33	
Tetrachloroethene	ug/L	ND	1.0	0.10	05/06/16 08:33	
Toluene	ug/L	ND	1.0	0.17	05/06/16 08:33	
trans-1,2-Dichloroethene	ug/L	ND	1.0	0.20	05/06/16 08:33	
trans-1,3-Dichloropropene	ug/L	ND	1.0	0.12	05/06/16 08:33	
Trichloroethene	ug/L	ND	1.0	0.17	05/06/16 08:33	
Vinyl chloride	ug/L	ND	1.0	0.13	05/06/16 08:33	
Xylene (Total)	ug/L	ND	3.0	0.42	05/06/16 08:33	
1,2-Dichloroethane-d4 (S)	%	110	81-127		05/06/16 08:33	
4-Bromofluorobenzene (S)	%	105	77-130		05/06/16 08:33	
Toluene-d8 (S)	%	98	80-120		05/06/16 08:33	

Results presented on this page are in the units indicated by the "Units" column except where an alternate unit is presented to the right of the result.

REPORT OF LABORATORY ANALYSIS

This report shall not be reproduced, except in full,
without the written consent of Pace Analytical Services, Inc..

Pace Analytical Services, Inc.
9608 Loiret Blvd.
Lenexa, KS 66219
(913)599-5665

QUALITY CONTROL DATA

Project: FORT SMITH, AR
Pace Project No.: 60218387

LABORATORY CONTROL SAMPLE: 1752962

Parameter	Units	Spike Conc.	LCS Result	LCS % Rec	% Rec Limits	Qualifiers
1,1,1-Trichloroethane	ug/L	20	21.2	106	81-116	
1,1,2,2-Tetrachloroethane	ug/L	20	21.2	106	72-117	
1,1,2-Trichloroethane	ug/L	20	20.9	104	79-108	
1,1-Dichloroethane	ug/L	20	20.7	103	83-117	
1,1-Dichloroethene	ug/L	20	19.8	99	74-114	
1,2-Dichloroethane	ug/L	20	20.5	103	72-116	
1,2-Dichloropropane	ug/L	20	20.7	104	80-120	
2-Butanone (MEK)	ug/L	100	99.9	100	67-129	
2-Hexanone	ug/L	100	98.0	98	70-128	
4-Methyl-2-pentanone (MIBK)	ug/L	100	105	105	80-120	
Acetone	ug/L	100	101	101	56-142	
Benzene	ug/L	20	21.8	109	79-116	
Bromodichloromethane	ug/L	20	20.5	102	80-120	
Bromoform	ug/L	20	19.9	99	73-114	
Bromomethane	ug/L	20	19.7	98	49-153	
Carbon disulfide	ug/L	20	21.5	108	82-121	
Carbon tetrachloride	ug/L	20	21.5	108	80-116	
Chlorobenzene	ug/L	20	21.0	105	80-120	
Chloroethane	ug/L	20	22.0	110	67-124	
Chloroform	ug/L	20	20.1	101	79-120	
Chloromethane	ug/L	20	20.1	101	10-192	
cis-1,2-Dichloroethene	ug/L	20	20.7	104	80-120	
cis-1,3-Dichloropropene	ug/L	20	21.2	106	80-120	
Dibromochloromethane	ug/L	20	20.9	105	80-120	
Ethylbenzene	ug/L	20	21.1	105	80-120	
Methylene chloride	ug/L	20	20.1	101	80-120	
Styrene	ug/L	20	21.6	108	80-120	
Tetrachloroethene	ug/L	20	21.7	109	80-120	
Toluene	ug/L	20	21.7	108	80-120	
trans-1,2-Dichloroethene	ug/L	20	20.7	104	78-108	
trans-1,3-Dichloropropene	ug/L	20	21.9	110	85-120	
Trichloroethene	ug/L	20	19.9	99	76-114	
Vinyl chloride	ug/L	20	21.2	106	69-129	
Xylene (Total)	ug/L	60	64.5	108	80-120	
1,2-Dichloroethane-d4 (S)	%			100	81-127	
4-Bromofluorobenzene (S)	%			101	77-130	
Toluene-d8 (S)	%			100	80-120	

Results presented on this page are in the units indicated by the "Units" column except where an alternate unit is presented to the right of the result.

REPORT OF LABORATORY ANALYSIS

This report shall not be reproduced, except in full,
without the written consent of Pace Analytical Services, Inc..

Pace Analytical Services, Inc.
9608 Loiret Blvd.
Lenexa, KS 66219
(913)599-5665

QUALITY CONTROL DATA

Project: FORT SMITH, AR
Pace Project No.: 60218387

QC Batch: MSV/75654 Analysis Method: EPA 5030B/8260
QC Batch Method: EPA 5030B/8260 Analysis Description: 8260 MSV Water 7 day
Associated Lab Samples: 60218387006, 60218387032

METHOD BLANK: 1754635 Matrix: Water
Associated Lab Samples: 60218387006, 60218387032

Parameter	Units	Blank Result	Reporting Limit	MDL	Analyzed	Qualifiers
Trichloroethene	ug/L	ND	1.0	0.17	05/09/16 11:57	
1,2-Dichloroethane-d4 (S)	%	93	81-127		05/09/16 11:57	
4-Bromofluorobenzene (S)	%	98	77-130		05/09/16 11:57	
Toluene-d8 (S)	%	101	80-120		05/09/16 11:57	

LABORATORY CONTROL SAMPLE: 1754636

Parameter	Units	Spike Conc.	LCS Result	LCS % Rec	% Rec Limits	Qualifiers
Trichloroethene	ug/L	20	19.4	97	76-114	
1,2-Dichloroethane-d4 (S)	%			96	81-127	
4-Bromofluorobenzene (S)	%			101	77-130	
Toluene-d8 (S)	%			98	80-120	

Results presented on this page are in the units indicated by the "Units" column except where an alternate unit is presented to the right of the result.

REPORT OF LABORATORY ANALYSIS

This report shall not be reproduced, except in full,
without the written consent of Pace Analytical Services, Inc..

Pace Analytical Services, Inc.
9608 Loiret Blvd.
Lenexa, KS 66219
(913)599-5665

QUALITY CONTROL DATA

Project: FORT SMITH, AR
Pace Project No.: 60218387

QC Batch: WET/61742 Analysis Method: SM 2320B
QC Batch Method: SM 2320B Analysis Description: 2320B Alkalinity
Associated Lab Samples: 60218387002, 60218387003, 60218387004, 60218387005, 60218387006, 60218387007, 60218387008, 60218387009

METHOD BLANK: 1757058 Matrix: Water
Associated Lab Samples: 60218387002, 60218387003, 60218387004, 60218387005, 60218387006, 60218387007, 60218387008, 60218387009

Parameter	Units	Blank Result	Reporting Limit	MDL	Analyzed	Qualifiers
Alkalinity, Carbonate (CaCO3)	mg/L	ND	20.0	2.0	05/13/16 11:58	
Alkalinity, Total as CaCO3	mg/L	ND	20.0	2.0	05/13/16 11:58	
Alkalinity,Bicarbonate (CaCO3)	mg/L	ND	20.0	2.0	05/13/16 11:58	

LABORATORY CONTROL SAMPLE: 1757059

Parameter	Units	Spike Conc.	LCS Result	LCS % Rec	% Rec Limits	Qualifiers
Alkalinity, Total as CaCO3	mg/L	500	454	91	90-110	

SAMPLE DUPLICATE: 1757060

Parameter	Units	60218651005 Result	Dup Result	RPD	Max RPD	Qualifiers
Alkalinity, Carbonate (CaCO3)	mg/L	ND	ND		10	
Alkalinity, Total as CaCO3	mg/L	312	332	6	10	
Alkalinity,Bicarbonate (CaCO3)	mg/L	312	332	6	10	

SAMPLE DUPLICATE: 1757061

Parameter	Units	60218651009 Result	Dup Result	RPD	Max RPD	Qualifiers
Alkalinity, Carbonate (CaCO3)	mg/L	ND	152		10	
Alkalinity, Total as CaCO3	mg/L	839	886	6	10	
Alkalinity,Bicarbonate (CaCO3)	mg/L	697	734	5	10	

Results presented on this page are in the units indicated by the "Units" column except where an alternate unit is presented to the right of the result.

REPORT OF LABORATORY ANALYSIS

This report shall not be reproduced, except in full,
without the written consent of Pace Analytical Services, Inc..

Pace Analytical Services, Inc.
9608 Loiret Blvd.
Lenexa, KS 66219
(913)599-5665

QUALITY CONTROL DATA

Project: FORT SMITH, AR
Pace Project No.: 60218387

QC Batch: WET/61755 Analysis Method: SM 2320B
QC Batch Method: SM 2320B Analysis Description: 2320B Alkalinity
Associated Lab Samples: 60218387010, 60218387011, 60218387012, 60218387013, 60218387014, 60218387015, 60218387016, 60218387017, 60218387018, 60218387019, 60218387020, 60218387021, 60218387022, 60218387023, 60218387024, 60218387025, 60218387026, 60218387027

METHOD BLANK: 1757806 Matrix: Water
Associated Lab Samples: 60218387010, 60218387011, 60218387012, 60218387013, 60218387014, 60218387015, 60218387016, 60218387017, 60218387018, 60218387019, 60218387020, 60218387021, 60218387022, 60218387023, 60218387024, 60218387025, 60218387026, 60218387027

Parameter	Units	Blank Result	Reporting Limit	MDL	Analyzed	Qualifiers
Alkalinity, Carbonate (CaCO3)	mg/L	ND	20.0	2.0	05/16/16 09:24	
Alkalinity, Total as CaCO3	mg/L	ND	20.0	2.0	05/16/16 09:24	
Alkalinity,Bicarbonate (CaCO3)	mg/L	ND	20.0	2.0	05/16/16 09:24	

LABORATORY CONTROL SAMPLE: 1757807

Parameter	Units	Spike Conc.	LCS Result	LCS % Rec	% Rec Limits	Qualifiers
Alkalinity, Total as CaCO3	mg/L	500	472	94	90-110	

SAMPLE DUPLICATE: 1757808

Parameter	Units	60218387020 Result	Dup Result	RPD	Max RPD	Qualifiers
Alkalinity, Carbonate (CaCO3)	mg/L	ND	ND		10	
Alkalinity, Total as CaCO3	mg/L	117	120	2	10	
Alkalinity,Bicarbonate (CaCO3)	mg/L	117	120	2	10	

SAMPLE DUPLICATE: 1757809

Parameter	Units	60218387021 Result	Dup Result	RPD	Max RPD	Qualifiers
Alkalinity, Carbonate (CaCO3)	mg/L	ND	ND		10	
Alkalinity, Total as CaCO3	mg/L	87.5	90.0	3	10	
Alkalinity,Bicarbonate (CaCO3)	mg/L	87.5	90.0	3	10	

Results presented on this page are in the units indicated by the "Units" column except where an alternate unit is presented to the right of the result.

REPORT OF LABORATORY ANALYSIS

This report shall not be reproduced, except in full,
without the written consent of Pace Analytical Services, Inc..

Pace Analytical Services, Inc.
9608 Loiret Blvd.
Lenexa, KS 66219
(913)599-5665

QUALITY CONTROL DATA

Project: FORT SMITH, AR
Pace Project No.: 60218387

QC Batch: WET/61679 Analysis Method: SM 4500-S-2 D
QC Batch Method: SM 4500-S-2 D Analysis Description: 4500S2D Sulfide, Total
Associated Lab Samples: 60218387002, 60218387003, 60218387004, 60218387005, 60218387006, 60218387007, 60218387008, 60218387009, 60218387010, 60218387011, 60218387012, 60218387013, 60218387014, 60218387015, 60218387016, 60218387017, 60218387018, 60218387019, 60218387020, 60218387021

METHOD BLANK: 1755041 Matrix: Water
Associated Lab Samples: 60218387002, 60218387003, 60218387004, 60218387005, 60218387006, 60218387007, 60218387008, 60218387009, 60218387010, 60218387011, 60218387012, 60218387013, 60218387014, 60218387015, 60218387016, 60218387017, 60218387018, 60218387019, 60218387020, 60218387021

Parameter	Units	Blank Result	Reporting Limit	MDL	Analyzed	Qualifiers
Sulfide, Total	mg/L	ND	0.050	0.012	05/11/16 10:59	

LABORATORY CONTROL SAMPLE: 1755042

Parameter	Units	Spike Conc.	LCS Result	LCS % Rec	% Rec Limits	Qualifiers
Sulfide, Total	mg/L	.5	0.47	93	80-120	

MATRIX SPIKE & MATRIX SPIKE DUPLICATE: 1755043 1755044

Parameter	Units	60218387002 Result	MS Spike Conc.	MSD Spike Conc.	MS Result	MSD Result	MS % Rec	MSD % Rec	% Rec Limits	RPD	Max RPD	Qual
Sulfide, Total	mg/L	ND	.5	.5	0.45	0.44	89	88	75-125	1	20	

SAMPLE DUPLICATE: 1755045

Parameter	Units	60218387020 Result	Dup Result	RPD	Max RPD	Qualifiers
Sulfide, Total	mg/L	ND	ND		20	

SAMPLE DUPLICATE: 1755046

Parameter	Units	60218387021 Result	Dup Result	RPD	Max RPD	Qualifiers
Sulfide, Total	mg/L	ND	ND		20	

Results presented on this page are in the units indicated by the "Units" column except where an alternate unit is presented to the right of the result.

REPORT OF LABORATORY ANALYSIS

This report shall not be reproduced, except in full,
without the written consent of Pace Analytical Services, Inc..

Pace Analytical Services, Inc.
9608 Loiret Blvd.
Lenexa, KS 66219
(913)599-5665

QUALITY CONTROL DATA

Project: FORT SMITH, AR
Pace Project No.: 60218387

QC Batch: WET/61698 Analysis Method: SM 4500-S-2 D
QC Batch Method: SM 4500-S-2 D Analysis Description: 4500S2D Sulfide, Total
Associated Lab Samples: 60218387022, 60218387023, 60218387024, 60218387025, 60218387026, 60218387027

METHOD BLANK: 1755718 Matrix: Water
Associated Lab Samples: 60218387022, 60218387023, 60218387024, 60218387025, 60218387026, 60218387027

Parameter	Units	Blank Result	Reporting Limit	MDL	Analyzed	Qualifiers
Sulfide, Total	mg/L	ND	0.050	0.012	05/11/16 13:50	

LABORATORY CONTROL SAMPLE: 1755719

Parameter	Units	Spike Conc.	LCS Result	LCS % Rec	% Rec Limits	Qualifiers
Sulfide, Total	mg/L	.5	0.46	93	80-120	

MATRIX SPIKE & MATRIX SPIKE DUPLICATE: 1755720 1755721

Parameter	Units	60218511001 Result	MS Spike Conc.	MSD Spike Conc.	MS Result	MSD Result	MS % Rec	MSD % Rec	% Rec Limits	RPD	Max RPD	Qual
Sulfide, Total	mg/L	<0.050	.5	.5	0.57	0.57	113	113	75-125	0	20	

SAMPLE DUPLICATE: 1755722

Parameter	Units	60218387023 Result	Dup Result	RPD	Max RPD	Qualifiers
Sulfide, Total	mg/L	ND	ND		20	

SAMPLE DUPLICATE: 1755723

Parameter	Units	60218406005 Result	Dup Result	RPD	Max RPD	Qualifiers
Sulfide, Total	mg/L	ND	ND		20	

Results presented on this page are in the units indicated by the "Units" column except where an alternate unit is presented to the right of the result.

REPORT OF LABORATORY ANALYSIS

This report shall not be reproduced, except in full,
without the written consent of Pace Analytical Services, Inc..

Pace Analytical Services, Inc.
9608 Loiret Blvd.
Lenexa, KS 66219
(913)599-5665

QUALITY CONTROL DATA

Project: FORT SMITH, AR
Pace Project No.: 60218387

QC Batch: WETA/39350 Analysis Method: EPA 300.0
QC Batch Method: EPA 300.0 Analysis Description: 300.0 IC Anions
Associated Lab Samples: 60218387002, 60218387003, 60218387004, 60218387005, 60218387006, 60218387007, 60218387008, 60218387009, 60218387010, 60218387011, 60218387012, 60218387013, 60218387014, 60218387015, 60218387016, 60218387017, 60218387018, 60218387019, 60218387020

METHOD BLANK: 1754368 Matrix: Water
Associated Lab Samples: 60218387002, 60218387003, 60218387004, 60218387005, 60218387006, 60218387007, 60218387008, 60218387009, 60218387010, 60218387011, 60218387012, 60218387013, 60218387014, 60218387015, 60218387016, 60218387017, 60218387018, 60218387019, 60218387020

Parameter	Units	Blank Result	Reporting Limit	MDL	Analyzed	Qualifiers
Chloride	mg/L	ND	1.0	0.50	05/10/16 09:03	
Sulfate	mg/L	ND	1.0	0.25	05/10/16 09:03	

LABORATORY CONTROL SAMPLE: 1754369

Parameter	Units	Spike Conc.	LCS Result	LCS % Rec	% Rec Limits	Qualifiers
Chloride	mg/L	5	4.7	94	90-110	
Sulfate	mg/L	5	4.8	96	90-110	

MATRIX SPIKE & MATRIX SPIKE DUPLICATE: 1754370 1754371

Parameter	Units	60218288026 Result	MS Spike Conc.	MSD Spike Conc.	MS Result	MSD Result	MS % Rec	MSD % Rec	% Rec Limits	RPD	Max RPD	Qual
Chloride	mg/L	227	100	100	308	309	81	82	80-120	0	15	
Sulfate	mg/L	1780	1000	1000	2800	2800	102	103	80-120	0	15	

MATRIX SPIKE SAMPLE: 1754373

Parameter	Units	60218387020 Result	Spike Conc.	MS Result	MS % Rec	% Rec Limits	Qualifiers
Chloride	mg/L	105	50	156	102	80-120	
Sulfate	mg/L	20.7	10	30.7	100	80-120	

Results presented on this page are in the units indicated by the "Units" column except where an alternate unit is presented to the right of the result.

REPORT OF LABORATORY ANALYSIS

This report shall not be reproduced, except in full,
without the written consent of Pace Analytical Services, Inc..

Pace Analytical Services, Inc.
9608 Loiret Blvd.
Lenexa, KS 66219
(913)599-5665

QUALITY CONTROL DATA

Project: FORT SMITH, AR
Pace Project No.: 60218387

QC Batch: WETA/39351 Analysis Method: EPA 300.0
QC Batch Method: EPA 300.0 Analysis Description: 300.0 IC Anions
Associated Lab Samples: 60218387021, 60218387022, 60218387023, 60218387024, 60218387025, 60218387026, 60218387027

METHOD BLANK: 1754374 Matrix: Water
Associated Lab Samples: 60218387021, 60218387022, 60218387023, 60218387024, 60218387025, 60218387026, 60218387027

Parameter	Units	Blank Result	Reporting Limit	MDL	Analyzed	Qualifiers
Chloride	mg/L	ND	1.0	0.50	05/11/16 01:30	
Sulfate	mg/L	ND	1.0	0.25	05/11/16 01:30	

LABORATORY CONTROL SAMPLE: 1754375

Parameter	Units	Spike Conc.	LCS Result	LCS % Rec	% Rec Limits	Qualifiers
Chloride	mg/L	5	4.8	96	90-110	
Sulfate	mg/L	5	4.9	99	90-110	

MATRIX SPIKE & MATRIX SPIKE DUPLICATE: 1754376 1754377

Parameter	Units	60218387021 Result	MS Spike Conc.	MSD Spike Conc.	MS Result	MSD Result	MS % Rec	MSD % Rec	% Rec Limits	RPD	Max RPD	Qual
Chloride	mg/L	17.5	5	5	22.4	22.4	97	97	80-120	0	15	
Sulfate	mg/L	34.3	25	25	58.7	58.5	98	97	80-120	0	15	

Results presented on this page are in the units indicated by the "Units" column except where an alternate unit is presented to the right of the result.

REPORT OF LABORATORY ANALYSIS

This report shall not be reproduced, except in full,
without the written consent of Pace Analytical Services, Inc..

Pace Analytical Services, Inc.
9608 Loiret Blvd.
Lenexa, KS 66219
(913)599-5665

QUALITY CONTROL DATA

Project: FORT SMITH, AR
Pace Project No.: 60218387

QC Batch: WETA/39375 Analysis Method: EPA 350.1
QC Batch Method: EPA 350.1 Analysis Description: 350.1 Ammonia
Associated Lab Samples: 60218387002, 60218387003, 60218387004, 60218387005, 60218387006, 60218387007, 60218387008, 60218387009, 60218387010, 60218387011, 60218387012, 60218387013, 60218387014, 60218387015, 60218387016, 60218387017, 60218387018, 60218387021

METHOD BLANK: 1754837 Matrix: Water
Associated Lab Samples: 60218387002, 60218387003, 60218387004, 60218387005, 60218387006, 60218387007, 60218387008, 60218387009, 60218387010, 60218387011, 60218387012, 60218387013, 60218387014, 60218387015, 60218387016, 60218387017, 60218387018, 60218387021

Parameter	Units	Blank Result	Reporting Limit	MDL	Analyzed	Qualifiers
Nitrogen, Ammonia	mg/L	ND	0.10	0.046	05/09/16 18:30	

LABORATORY CONTROL SAMPLE: 1754838

Parameter	Units	Spike Conc.	LCS Result	LCS % Rec	% Rec Limits	Qualifiers
Nitrogen, Ammonia	mg/L	5	5.3	105	90-110	

MATRIX SPIKE SAMPLE: 1754839

Parameter	Units	60218294003 Result	Spike Conc.	MS Result	MS % Rec	% Rec Limits	Qualifiers
Nitrogen, Ammonia	mg/L	ND	5	5.2	104	90-110	

MATRIX SPIKE SAMPLE: 1754841

Parameter	Units	60218387021 Result	Spike Conc.	MS Result	MS % Rec	% Rec Limits	Qualifiers
Nitrogen, Ammonia	mg/L	ND	5	5.3	106	90-110	

SAMPLE DUPLICATE: 1754840

Parameter	Units	60218387002 Result	Dup Result	RPD	Max RPD	Qualifiers
Nitrogen, Ammonia	mg/L	ND	ND		18	

Results presented on this page are in the units indicated by the "Units" column except where an alternate unit is presented to the right of the result.

REPORT OF LABORATORY ANALYSIS

This report shall not be reproduced, except in full,
without the written consent of Pace Analytical Services, Inc..

Pace Analytical Services, Inc.
9608 Loiret Blvd.
Lenexa, KS 66219
(913)599-5665

QUALITY CONTROL DATA

Project: FORT SMITH, AR
Pace Project No.: 60218387

QC Batch: WETA/39376 Analysis Method: EPA 350.1
QC Batch Method: EPA 350.1 Analysis Description: 350.1 Ammonia
Associated Lab Samples: 60218387019, 60218387020, 60218387022, 60218387023, 60218387024, 60218387025, 60218387026, 60218387027

METHOD BLANK: 1754842 Matrix: Water
Associated Lab Samples: 60218387019, 60218387020, 60218387022, 60218387023, 60218387024, 60218387025, 60218387026, 60218387027

Parameter	Units	Blank Result	Reporting Limit	MDL	Analyzed	Qualifiers
Nitrogen, Ammonia	mg/L	ND	0.10	0.046	05/09/16 19:16	

LABORATORY CONTROL SAMPLE: 1754843

Parameter	Units	Spike Conc.	LCS Result	LCS % Rec	% Rec Limits	Qualifiers
Nitrogen, Ammonia	mg/L	5	5.4	108	90-110	

MATRIX SPIKE SAMPLE: 1754844

Parameter	Units	60218387020 Result	Spike Conc.	MS Result	MS % Rec	% Rec Limits	Qualifiers
Nitrogen, Ammonia	mg/L	ND	5	5.3	106	90-110	

MATRIX SPIKE SAMPLE: 1754846

Parameter	Units	60218544005 Result	Spike Conc.	MS Result	MS % Rec	% Rec Limits	Qualifiers
Nitrogen, Ammonia	mg/L	ND	5	5.4	107	90-110	

SAMPLE DUPLICATE: 1754845

Parameter	Units	60218387023 Result	Dup Result	RPD	Max RPD	Qualifiers
Nitrogen, Ammonia	mg/L	ND	ND		18	

Results presented on this page are in the units indicated by the "Units" column except where an alternate unit is presented to the right of the result.

REPORT OF LABORATORY ANALYSIS

This report shall not be reproduced, except in full,
without the written consent of Pace Analytical Services, Inc..

Pace Analytical Services, Inc.
9608 Loiret Blvd.
Lenexa, KS 66219
(913)599-5665

QUALITY CONTROL DATA

Project: FORT SMITH, AR
Pace Project No.: 60218387

QC Batch: WETA/39320 Analysis Method: EPA 353.2
QC Batch Method: EPA 353.2 Analysis Description: 353.2 Nitrate + Nitrite, Unpres.
Associated Lab Samples: 60218387002, 60218387003, 60218387004, 60218387005, 60218387007, 60218387008, 60218387009, 60218387010, 60218387011, 60218387012, 60218387013, 60218387014, 60218387015, 60218387016, 60218387017, 60218387018, 60218387021, 60218387022, 60218387025, 60218387026

METHOD BLANK: 1752379 Matrix: Water
Associated Lab Samples: 60218387002, 60218387003, 60218387004, 60218387005, 60218387007, 60218387008, 60218387009, 60218387010, 60218387011, 60218387012, 60218387013, 60218387014, 60218387015, 60218387016, 60218387017, 60218387018, 60218387021, 60218387022, 60218387025, 60218387026

Parameter	Units	Blank Result	Reporting Limit	MDL	Analyzed	Qualifiers
Nitrogen, Nitrate	mg/L	ND	0.10	0.012	05/05/16 11:53	
Nitrogen, Nitrite	mg/L	ND	0.10	0.010	05/05/16 11:53	
Nitrogen, NO2 plus NO3	mg/L	ND	0.10	0.012	05/05/16 11:53	

LABORATORY CONTROL SAMPLE: 1752380

Parameter	Units	Spike Conc.	LCS Result	LCS % Rec	% Rec Limits	Qualifiers
Nitrogen, Nitrate	mg/L	1.6	1.7	105	85-115	
Nitrogen, Nitrite	mg/L	.4	0.39	96	90-110	
Nitrogen, NO2 plus NO3	mg/L	2	2.1	103	90-110	

MATRIX SPIKE SAMPLE: 1752381

Parameter	Units	60218387017 Result	Spike Conc.	MS Result	MS % Rec	% Rec Limits	Qualifiers
Nitrogen, Nitrate	mg/L	0.95	1.6	2.7	106	85-115	
Nitrogen, Nitrite	mg/L	ND	.4	0.41	102	90-110	
Nitrogen, NO2 plus NO3	mg/L	0.95	2	3.1	106	90-110	

MATRIX SPIKE SAMPLE: 1752383

Parameter	Units	60218387021 Result	Spike Conc.	MS Result	MS % Rec	% Rec Limits	Qualifiers
Nitrogen, Nitrate	mg/L	ND	1.6	1.8	113	85-115	
Nitrogen, Nitrite	mg/L	ND	.4	0.43	108	90-110	
Nitrogen, NO2 plus NO3	mg/L	ND	2	2.2	112	90-110	M1

SAMPLE DUPLICATE: 1752382

Parameter	Units	60218387014 Result	Dup Result	RPD	Max RPD	Qualifiers
Nitrogen, Nitrate	mg/L	0.93	0.93	0	20	
Nitrogen, Nitrite	mg/L	ND	ND		20	
Nitrogen, NO2 plus NO3	mg/L	0.93	0.93	0	20	

Results presented on this page are in the units indicated by the "Units" column except where an alternate unit is presented to the right of the result.

REPORT OF LABORATORY ANALYSIS

This report shall not be reproduced, except in full,
without the written consent of Pace Analytical Services, Inc..

Pace Analytical Services, Inc.
9608 Loiret Blvd.
Lenexa, KS 66219
(913)599-5665

QUALITY CONTROL DATA

Project: FORT SMITH, AR
Pace Project No.: 60218387

QC Batch: WETA/39325 Analysis Method: EPA 353.2
QC Batch Method: EPA 353.2 Analysis Description: 353.2 Nitrate + Nitrite, Unpres.
Associated Lab Samples: 60218387006, 60218387019, 60218387020, 60218387023, 60218387024, 60218387027

METHOD BLANK: 1752803 Matrix: Water
Associated Lab Samples: 60218387006, 60218387019, 60218387020, 60218387023, 60218387024, 60218387027

Parameter	Units	Blank Result	Reporting Limit	MDL	Analyzed	Qualifiers
Nitrogen, Nitrate	mg/L	ND	0.10	0.012	05/05/16 16:39	
Nitrogen, Nitrite	mg/L	ND	0.10	0.010	05/05/16 16:39	
Nitrogen, NO2 plus NO3	mg/L	ND	0.10	0.012	05/05/16 16:39	

LABORATORY CONTROL SAMPLE: 1752804

Parameter	Units	Spike Conc.	LCS Result	LCS % Rec	% Rec Limits	Qualifiers
Nitrogen, Nitrate	mg/L	1.6	1.7	106	85-115	
Nitrogen, Nitrite	mg/L	.4	0.38	96	90-110	
Nitrogen, NO2 plus NO3	mg/L	2	2.1	104	90-110	

MATRIX SPIKE SAMPLE: 1752805

Parameter	Units	60218402001 Result	Spike Conc.	MS Result	MS % Rec	% Rec Limits	Qualifiers
Nitrogen, Nitrate	mg/L	2.9	1.6	4.3	91	85-115	
Nitrogen, Nitrite	mg/L	<0.010	.4	0.47	117	90-110	M1
Nitrogen, NO2 plus NO3	mg/L	2.9	2	4.8	96	90-110	

SAMPLE DUPLICATE: 1752806

Parameter	Units	60218387020 Result	Dup Result	RPD	Max RPD	Qualifiers
Nitrogen, Nitrate	mg/L	ND	ND		20	
Nitrogen, Nitrite	mg/L	ND	ND		20	
Nitrogen, NO2 plus NO3	mg/L	ND	ND		20	

Results presented on this page are in the units indicated by the "Units" column except where an alternate unit is presented to the right of the result.

REPORT OF LABORATORY ANALYSIS

This report shall not be reproduced, except in full,
without the written consent of Pace Analytical Services, Inc..

Pace Analytical Services, Inc.
9608 Loiret Blvd.
Lenexa, KS 66219
(913)599-5665

QUALITY CONTROL DATA

Project: FORT SMITH, AR
Pace Project No.: 60218387

QC Batch: WETA/39414 Analysis Method: SM 5310C
QC Batch Method: SM 5310C Analysis Description: 5310C Total Organic Carbon
Associated Lab Samples: 60218387002, 60218387003, 60218387004, 60218387005, 60218387006, 60218387007, 60218387008, 60218387009, 60218387010, 60218387011, 60218387012, 60218387013, 60218387014, 60218387015

METHOD BLANK: 1756062 Matrix: Water
Associated Lab Samples: 60218387002, 60218387003, 60218387004, 60218387005, 60218387006, 60218387007, 60218387008, 60218387009, 60218387010, 60218387011, 60218387012, 60218387013, 60218387014, 60218387015

Parameter	Units	Blank Result	Reporting Limit	MDL	Analyzed	Qualifiers
Total Organic Carbon	mg/L	ND	1.0	0.054	05/11/16 09:36	

LABORATORY CONTROL SAMPLE: 1756063

Parameter	Units	Spike Conc.	LCS Result	LCS % Rec	% Rec Limits	Qualifiers
Total Organic Carbon	mg/L	5	4.2	84	80-120	

MATRIX SPIKE SAMPLE: 1756064

Parameter	Units	60218294004 Result	Spike Conc.	MS Result	MS % Rec	% Rec Limits	Qualifiers
Total Organic Carbon	mg/L	0.76J	5	5.3	92	80-120	

SAMPLE DUPLICATE: 1756065

Parameter	Units	60218294004 Result	Dup Result	RPD	Max RPD	Qualifiers
Total Organic Carbon	mg/L	0.76J	0.49J		25	

Results presented on this page are in the units indicated by the "Units" column except where an alternate unit is presented to the right of the result.

REPORT OF LABORATORY ANALYSIS

This report shall not be reproduced, except in full,
without the written consent of Pace Analytical Services, Inc..

Pace Analytical Services, Inc.
9608 Loiret Blvd.
Lenexa, KS 66219
(913)599-5665

QUALITY CONTROL DATA

Project: FORT SMITH, AR
Pace Project No.: 60218387

QC Batch: WETA/39430 Analysis Method: SM 5310C
QC Batch Method: SM 5310C Analysis Description: 5310C Total Organic Carbon
Associated Lab Samples: 60218387016, 60218387018, 60218387019, 60218387020, 60218387021, 60218387022, 60218387023, 60218387024

METHOD BLANK: 1756634 Matrix: Water
Associated Lab Samples: 60218387016, 60218387018, 60218387019, 60218387020, 60218387021, 60218387022, 60218387023, 60218387024

Parameter	Units	Blank Result	Reporting Limit	MDL	Analyzed	Qualifiers
Total Organic Carbon	mg/L	0.33J	1.0	0.054	05/11/16 16:47	

LABORATORY CONTROL SAMPLE: 1756635

Parameter	Units	Spike Conc.	LCS Result	LCS % Rec	% Rec Limits	Qualifiers
Total Organic Carbon	mg/L	5	4.4	88	80-120	

MATRIX SPIKE SAMPLE: 1756636

Parameter	Units	60218387020 Result	Spike Conc.	MS Result	MS % Rec	% Rec Limits	Qualifiers
Total Organic Carbon	mg/L	2.5	5	6.5	81	80-120	

SAMPLE DUPLICATE: 1756637

Parameter	Units	60218387021 Result	Dup Result	RPD	Max RPD	Qualifiers
Total Organic Carbon	mg/L	0.70J	0.67J		25	

Results presented on this page are in the units indicated by the "Units" column except where an alternate unit is presented to the right of the result.

REPORT OF LABORATORY ANALYSIS

This report shall not be reproduced, except in full,
without the written consent of Pace Analytical Services, Inc..

Pace Analytical Services, Inc.
9608 Loiret Blvd.
Lenexa, KS 66219
(913)599-5665

QUALITY CONTROL DATA

Project: FORT SMITH, AR
Pace Project No.: 60218387

QC Batch: WETA/39439 Analysis Method: SM 5310C
QC Batch Method: SM 5310C Analysis Description: 5310C Total Organic Carbon
Associated Lab Samples: 60218387017, 60218387025, 60218387026, 60218387027

METHOD BLANK: 1756867 Matrix: Water
Associated Lab Samples: 60218387017, 60218387025, 60218387026, 60218387027

Parameter	Units	Blank Result	Reporting Limit	MDL	Analyzed	Qualifiers
Total Organic Carbon	mg/L	0.12J	1.0	0.054	05/12/16 11:55	

LABORATORY CONTROL SAMPLE: 1756868

Parameter	Units	Spike Conc.	LCS Result	LCS % Rec	% Rec Limits	Qualifiers
Total Organic Carbon	mg/L	5	4.6	91	80-120	

MATRIX SPIKE SAMPLE: 1756869

Parameter	Units	60218387017 Result	Spike Conc.	MS Result	MS % Rec	% Rec Limits	Qualifiers
Total Organic Carbon	mg/L	0.43J	5	4.8	88	80-120	

SAMPLE DUPLICATE: 1756870

Parameter	Units	60217536003 Result	Dup Result	RPD	Max RPD	Qualifiers
Total Organic Carbon	mg/L	ND	0.90J		25	

Results presented on this page are in the units indicated by the "Units" column except where an alternate unit is presented to the right of the result.

REPORT OF LABORATORY ANALYSIS

This report shall not be reproduced, except in full,
without the written consent of Pace Analytical Services, Inc..

Pace Analytical Services, Inc.
9608 Loiret Blvd.
Lenexa, KS 66219
(913)599-5665

QUALITY CONTROL DATA

Project: FORT SMITH, AR
Pace Project No.: 60218387

QC Batch: WETA/39438
QC Batch Method: SM 5310C
Analysis Method: SM 5310C
Analysis Description: 5310C Dissolved Organic Carbon
Associated Lab Samples: 60218387004

METHOD BLANK: 1756858 Matrix: Water
Associated Lab Samples: 60218387004

Parameter	Units	Blank Result	Reporting Limit	MDL	Analyzed	Qualifiers
Dissolved Organic Carbon	mg/L	ND	1.0	0.054	05/12/16 10:09	

LABORATORY CONTROL SAMPLE: 1756859

Parameter	Units	Spike Conc.	LCS Result	LCS % Rec	% Rec Limits	Qualifiers
Dissolved Organic Carbon	mg/L	5	4.1	81	80-120	

MATRIX SPIKE SAMPLE: 1756860

Parameter	Units	60218387004 Result	Spike Conc.	MS Result	MS % Rec	% Rec Limits	Qualifiers
Dissolved Organic Carbon	mg/L	0.57J	5	4.2	73	80-120	M1

SAMPLE DUPLICATE: 1756861

Parameter	Units	60218288008 Result	Dup Result	RPD	Max RPD	Qualifiers
Dissolved Organic Carbon	mg/L	2.5	2.5	0	25	

Results presented on this page are in the units indicated by the "Units" column except where an alternate unit is presented to the right of the result.

REPORT OF LABORATORY ANALYSIS

This report shall not be reproduced, except in full,
without the written consent of Pace Analytical Services, Inc..

Pace Analytical Services, Inc.
9608 Loiret Blvd.
Lenexa, KS 66219
(913)599-5665

QUALITY CONTROL DATA

Project: FORT SMITH, AR
Pace Project No.: 60218387

QC Batch: WETA/11490 Analysis Method: SM 4500-P E
QC Batch Method: SM4500-P B Analysis Description: SM4500P-E, Total Phosphorus
Associated Lab Samples: 60218387002, 60218387003, 60218387004, 60218387005, 60218387006, 60218387007, 60218387008, 60218387009

METHOD BLANK: 227155 Matrix: Water
Associated Lab Samples: 60218387002, 60218387003, 60218387004, 60218387005, 60218387006, 60218387007, 60218387008, 60218387009

Parameter	Units	Blank Result	Reporting Limit	MDL	Analyzed	Qualifiers
Phosphate as P04	mg/L	0.014J	0.030	0.010	05/13/16 12:50	

LABORATORY CONTROL SAMPLE: 227156

Parameter	Units	Spike Conc.	LCS Result	LCS % Rec	% Rec Limits	Qualifiers
Phosphate as P04	mg/L	1.5	1.4	94	80-120	

MATRIX SPIKE & MATRIX SPIKE DUPLICATE: 227157 227158

Parameter	Units	60218288025 Result	MS Spike Conc.	MSD Spike Conc.	MS Result	MSD Result	MS % Rec	MSD % Rec	% Rec Limits	RPD	Max RPD	Qual
Phosphate as P04	mg/L	0.036	1.5	1.5	1.4	1.3	87	85	80-120	3	20	

MATRIX SPIKE & MATRIX SPIKE DUPLICATE: 227159 227160

Parameter	Units	60218387002 Result	MS Spike Conc.	MSD Spike Conc.	MS Result	MSD Result	MS % Rec	MSD % Rec	% Rec Limits	RPD	Max RPD	Qual
Phosphate as P04	mg/L	0.066	1.5	1.5	1.4	1.4	87	84	80-120	2	20	

Results presented on this page are in the units indicated by the "Units" column except where an alternate unit is presented to the right of the result.

REPORT OF LABORATORY ANALYSIS

This report shall not be reproduced, except in full,
without the written consent of Pace Analytical Services, Inc..

Pace Analytical Services, Inc.
9608 Loiret Blvd.
Lenexa, KS 66219
(913)599-5665

QUALITY CONTROL DATA

Project: FORT SMITH, AR
Pace Project No.: 60218387

QC Batch: WETA/11510 Analysis Method: SM 4500-P E
QC Batch Method: SM4500-P B Analysis Description: SM4500P-E, Total Phosphorus
Associated Lab Samples: 60218387010, 60218387011, 60218387012, 60218387013, 60218387014, 60218387015, 60218387016, 60218387017, 60218387018, 60218387019, 60218387020, 60218387021, 60218387022, 60218387023, 60218387024, 60218387025, 60218387026, 60218387027

METHOD BLANK: 227621 Matrix: Water
Associated Lab Samples: 60218387010, 60218387011, 60218387012, 60218387013, 60218387014, 60218387015, 60218387016, 60218387017, 60218387018, 60218387019, 60218387020, 60218387021, 60218387022, 60218387023, 60218387024, 60218387025, 60218387026, 60218387027

Parameter	Units	Blank Result	Reporting Limit	MDL	Analyzed	Qualifiers
Phosphate as P04	mg/L	ND	0.030	0.010	05/16/16 12:34	

LABORATORY CONTROL SAMPLE: 227622

Parameter	Units	Spike Conc.	LCS Result	LCS % Rec	% Rec Limits	Qualifiers
Phosphate as P04	mg/L	1.5	1.4	93	80-120	

MATRIX SPIKE & MATRIX SPIKE DUPLICATE: 227623 227624

Parameter	Units	7543614001 Result	MS Spike Conc.	MSD Spike Conc.	MS Result	MSD Result	MS % Rec	MSD % Rec	% Rec Limits	RPD	Max RPD	Qual
Phosphate as P04	mg/L	0.091	1.5	1.5	1.5	1.5	92	93	80-120	1	20	

MATRIX SPIKE & MATRIX SPIKE DUPLICATE: 227625 227626

Parameter	Units	60218387021 Result	MS Spike Conc.	MSD Spike Conc.	MS Result	MSD Result	MS % Rec	MSD % Rec	% Rec Limits	RPD	Max RPD	Qual
Phosphate as P04	mg/L	0.13	1.5	1.5	1.6	1.5	94	91	80-120	4	20	

Results presented on this page are in the units indicated by the "Units" column except where an alternate unit is presented to the right of the result.

REPORT OF LABORATORY ANALYSIS

This report shall not be reproduced, except in full,
without the written consent of Pace Analytical Services, Inc..

Pace Analytical Services, Inc.
9608 Loiret Blvd.
Lenexa, KS 66219
(913)599-5665

QUALIFIERS

Project: FORT SMITH, AR
Pace Project No.: 60218387

DEFINITIONS

DF - Dilution Factor, if reported, represents the factor applied to the reported data due to dilution of the sample aliquot.

ND - Not Detected at or above adjusted reporting limit.

J - Estimated concentration above the adjusted method detection limit and below the adjusted reporting limit.

MDL - Adjusted Method Detection Limit.

PQL - Practical Quantitation Limit.

RL - Reporting Limit.

S - Surrogate

1,2-Diphenylhydrazine decomposes to and cannot be separated from Azobenzene using Method 8270. The result for each analyte is a combined concentration.

Consistent with EPA guidelines, unrounded data are displayed and have been used to calculate % recovery and RPD values.

LCS(D) - Laboratory Control Sample (Duplicate)

MS(D) - Matrix Spike (Duplicate)

DUP - Sample Duplicate

RPD - Relative Percent Difference

NC - Not Calculable.

SG - Silica Gel - Clean-Up

U - Indicates the compound was analyzed for, but not detected.

N-Nitrosodiphenylamine decomposes and cannot be separated from Diphenylamine using Method 8270. The result reported for each analyte is a combined concentration.

Pace Analytical is TNI accredited. Contact your Pace PM for the current list of accredited analytes.

TNI - The NELAC Institute.

LABORATORIES

PASI-D	Pace Analytical Services - Dallas
PASI-K	Pace Analytical Services - Kansas City

BATCH QUALIFIERS

Batch: MSV/75619
[M5] A matrix spike/matrix spike duplicate was not performed for this batch due to insufficient sample volume.
Batch: MSV/75654
[M5] A matrix spike/matrix spike duplicate was not performed for this batch due to insufficient sample volume.
Batch: MSV/75668
[M5] A matrix spike/matrix spike duplicate was not performed for this batch due to insufficient sample volume.
Batch: MSV/75701
[M5] A matrix spike/matrix spike duplicate was not performed for this batch due to insufficient sample volume.
Batch: MSV/75745
[M5] A matrix spike/matrix spike duplicate was not performed for this batch due to insufficient sample volume.
Batch: WET/61823
[1] Ferrous Fe performed in the field
Batch: WET/61824
[1] Ferrous Fe performed in the field
Batch: WET/61835
[1] Field pH

This report shall not be reproduced, except in full,
without the written consent of Pace Analytical Services, Inc..

Pace Analytical Services, Inc.
9608 Loiret Blvd.
Lenexa, KS 66219
(913)599-5665

QUALIFIERS

Project: FORT SMITH, AR
Pace Project No.: 60218387

BATCH QUALIFIERS

Batch: WET/61836

[1]	Field pH

ANALYTE QUALIFIERS

B	Analyte was detected in the associated method blank.
H6	Analysis initiated outside of the 15 minute EPA required holding time.
M1	Matrix spike recovery exceeded QC limits. Batch accepted based on laboratory control sample (LCS) recovery.
R1	RPD value was outside control limits.
S0	Surrogate recovery outside laboratory control limits.
S8	Surrogate recovery outside laboratory control limits due to matrix interferences (confirmed by similar results from sample re-extraction and/or re-analysis)

This report shall not be reproduced, except in full,
without the written consent of Pace Analytical Services, Inc..

Pace Analytical Services, Inc.
9608 Loiret Blvd.
Lenexa, KS 66219
(913)599-5665

QUALITY CONTROL DATA CROSS REFERENCE TABLE

Project: FORT SMITH, AR
Pace Project No.: 60218387

Lab ID	Sample ID	QC Batch Method	QC Batch	Analytical Method	Analytical Batch
60218387002	**MW-88-201605**	EPA 8015 - Alcohol	GCSV/5417		
60218387003	**MW-22-201605**	EPA 8015 - Alcohol	GCSV/5417		
60218387004	**TMW-10-201605**	EPA 8015 - Alcohol	GCSV/5417		
60218387005	**IW-73-201605**	EPA 8015 - Alcohol	GCSV/5417		
60218387006	**MW-81-201605**	EPA 8015 - Alcohol	GCSV/5417		
60218387007	**IW-74-201605**	EPA 8015 - Alcohol	GCSV/5435		
60218387008	**MW-187-201605**	EPA 8015 - Alcohol	GCSV/5435		
60218387009	**MW-189-201605**	EPA 8015 - Alcohol	GCSV/5435		
60218387010	**MW-83-201605**	EPA 8015 - Alcohol	GCSV/5435		
60218387011	**MW-92-201605**	EPA 8015 - Alcohol	GCSV/5435		
60218387012	**MW-58R-201605**	EPA 8015 - Alcohol	GCSV/5435		
60218387013	**MW-183-201605**	EPA 8015 - Alcohol	GCSV/5435		
60218387014	**MW-82-201605**	EPA 8015 - Alcohol	GCSV/5435		
60218387015	**IW-77-201605**	EPA 8015 - Alcohol	GCSV/5435		
60218387016	**IW-76-201605**	EPA 8015 - Alcohol	GCSV/5435		
60218387017	**MW-185-201605**	EPA 8015 - Alcohol	GCSV/5435		
60218387018	**MW-27-201605**	EPA 8015 - Alcohol	GCSV/5435		
60218387019	**MW-91-201605**	EPA 8015 - Alcohol	GCSV/5435		
60218387020	**MW-90-201605**	EPA 8015 - Alcohol	GCSV/5435		
60218387021	**MW-28-201605**	EPA 8015 - Alcohol	GCSV/5435		
60218387022	**MW-186-201605**	EPA 8015 - Alcohol	GCSV/5435		
60218387023	**MW-24-201605**	EPA 8015 - Alcohol	GCSV/5435		
60218387024	**MW-190-201605**	EPA 8015 - Alcohol	GCSV/5435		
60218387025	**MW-191-201605**	EPA 8015 - Alcohol	GCSV/5435		
60218387026	**MW-192-201605**	EPA 8015 - Alcohol	GCSV/5435		
60218387027	**MW-182-201605**	EPA 8015 - Alcohol	GCSV/5445		
60218387002	**MW-88-201605**	EPA 3010	MPRP/35784	EPA 6010	ICP/26155
60218387003	**MW-22-201605**	EPA 3010	MPRP/35784	EPA 6010	ICP/26155
60218387004	**TMW-10-201605**	EPA 3010	MPRP/35784	EPA 6010	ICP/26155
60218387005	**IW-73-201605**	EPA 3010	MPRP/35784	EPA 6010	ICP/26155
60218387006	**MW-81-201605**	EPA 3010	MPRP/35784	EPA 6010	ICP/26155
60218387007	**IW-74-201605**	EPA 3010	MPRP/35784	EPA 6010	ICP/26155
60218387008	**MW-187-201605**	EPA 3010	MPRP/35784	EPA 6010	ICP/26155
60218387009	**MW-189-201605**	EPA 3010	MPRP/35784	EPA 6010	ICP/26155
60218387010	**MW-83-201605**	EPA 3010	MPRP/35784	EPA 6010	ICP/26155
60218387011	**MW-92-201605**	EPA 3010	MPRP/35784	EPA 6010	ICP/26155
60218387012	**MW-58R-201605**	EPA 3010	MPRP/35784	EPA 6010	ICP/26155
60218387013	**MW-183-201605**	EPA 3010	MPRP/35784	EPA 6010	ICP/26155
60218387014	**MW-82-201605**	EPA 3010	MPRP/35784	EPA 6010	ICP/26155
60218387015	**IW-77-201605**	EPA 3010	MPRP/35784	EPA 6010	ICP/26155
60218387016	**IW-76-201605**	EPA 3010	MPRP/35784	EPA 6010	ICP/26155
60218387017	**MW-185-201605**	EPA 3010	MPRP/35784	EPA 6010	ICP/26155
60218387018	**MW-27-201605**	EPA 3010	MPRP/35784	EPA 6010	ICP/26155
60218387019	**MW-91-201605**	EPA 3010	MPRP/35784	EPA 6010	ICP/26155
60218387020	**MW-90-201605**	EPA 3010	MPRP/35784	EPA 6010	ICP/26155
60218387021	**MW-28-201605**	EPA 3010	MPRP/35785	EPA 6010	ICP/26152
60218387022	**MW-186-201605**	EPA 3010	MPRP/35785	EPA 6010	ICP/26152

REPORT OF LABORATORY ANALYSIS

This report shall not be reproduced, except in full,
without the written consent of Pace Analytical Services, Inc..

Pace Analytical Services, Inc.
9608 Loiret Blvd.
Lenexa, KS 66219
(913)599-5665

QUALITY CONTROL DATA CROSS REFERENCE TABLE

Project: FORT SMITH, AR
Pace Project No.: 60218387

Lab ID	Sample ID	QC Batch Method	QC Batch	Analytical Method	Analytical Batch
60218387023	**MW-24-201605**	EPA 3010	MPRP/35785	EPA 6010	ICP/26152
60218387024	**MW-190-201605**	EPA 3010	MPRP/35785	EPA 6010	ICP/26152
60218387025	**MW-191-201605**	EPA 3010	MPRP/35785	EPA 6010	ICP/26152
60218387026	**MW-192-201605**	EPA 3010	MPRP/35785	EPA 6010	ICP/26152
60218387027	**MW-182-201605**	EPA 3010	MPRP/35785	EPA 6010	ICP/26152
60218387002	**MW-88-201605**	EPA 5030B/8260	MSV/75668		
60218387003	**MW-22-201605**	EPA 5030B/8260	MSV/75668		
60218387004	**TMW-10-201605**	EPA 5030B/8260	MSV/75668		
60218387005	**IW-73-201605**	EPA 5030B/8260	MSV/75668		
60218387007	**IW-74-201605**	EPA 5030B/8260	MSV/75668		
60218387008	**MW-187-201605**	EPA 5030B/8260	MSV/75668		
60218387009	**MW-189-201605**	EPA 5030B/8260	MSV/75668		
60218387010	**MW-83-201605**	EPA 5030B/8260	MSV/75668		
60218387012	**MW-58R-201605**	EPA 5030B/8260	MSV/75668		
60218387013	**MW-183-201605**	EPA 5030B/8260	MSV/75679		
60218387016	**IW-76-201605**	EPA 5030B/8260	MSV/75721		
60218387017	**MW-185-201605**	EPA 5030B/8260	MSV/75679		
60218387018	**MW-27-201605**	EPA 5030B/8260	MSV/75679		
60218387019	**MW-91-201605**	EPA 5030B/8260	MSV/75679		
60218387020	**MW-90-201605**	EPA 5030B/8260	MSV/75679		
60218387021	**MW-28-201605**	EPA 5030B/8260	MSV/75679		
60218387022	**MW-186-201605**	EPA 5030B/8260	MSV/75679		
60218387023	**MW-24-201605**	EPA 5030B/8260	MSV/75679		
60218387024	**MW-190-201605**	EPA 5030B/8260	MSV/75679		
60218387025	**MW-191-201605**	EPA 5030B/8260	MSV/75679		
60218387026	**MW-192-201605**	EPA 5030B/8260	MSV/75679		
60218387027	**MW-182-201605**	EPA 5030B/8260	MSV/75679		
60218387028	**TB-08-201605**	EPA 5030B/8260	MSV/75701		
60218387029	**DUP-07-201605**	EPA 5030B/8260	MSV/75701		
60218387031	**TB-09-201605**	EPA 5030B/8260	MSV/75701		
60218387033	**DUP-04-201605**	EPA 5030B/8260	MSV/75701		
60218387033	**DUP-04-201605**	EPA 5030B/8260	MSV/75745		
60218387034	**TB-10-201605**	EPA 5030B/8260	MSV/75701		
60218387035	**TB-11-201605**	EPA 5030B/8260	MSV/75701		
60218387037	**DUP-02-201605**	EPA 5030B/8260	MSV/75701		
60218387037	**DUP-02-201605**	EPA 5030B/8260	MSV/75745		
60218387038	**TB-12-201605**	EPA 5030B/8260	MSV/75701		
60218387039	**TB-13-201605**	EPA 5030B/8260	MSV/75701		
60218387040	**MW-181-201605**	EPA 5030B/8260	MSV/75701		
60218387041	**MW-179-201605**	EPA 5030B/8260	MSV/75701		
60218387042	**VP-14-201605**	EPA 5030B/8260	MSV/75701		
60218387043	**DUP-09-201605**	EPA 5030B/8260	MSV/75701		
60218387043	**DUP-09-201605**	EPA 5030B/8260	MSV/75745		

REPORT OF LABORATORY ANALYSIS

This report shall not be reproduced, except in full,
without the written consent of Pace Analytical Services, Inc..

Pace Analytical Services, Inc.
9608 Loiret Blvd.
Lenexa, KS 66219
(913)599-5665

QUALITY CONTROL DATA CROSS REFERENCE TABLE

Project: FORT SMITH, AR
Pace Project No.: 60218387

Lab ID	Sample ID	QC Batch Method	QC Batch	Analytical Method	Analytical Batch
60218387044	TB-14-201605	EPA 5030B/8260	MSV/75701		
60218387001	IW-78-201605	EPA 5030B/8260	MSV/75619		
60218387006	MW-81-201605	EPA 5030B/8260	MSV/75619		
60218387006	MW-81-201605	EPA 5030B/8260	MSV/75654		
60218387011	MW-92-201605	EPA 5030B/8260	MSV/75619		
60218387014	MW-82-201605	EPA 5030B/8260	MSV/75619		
60218387015	IW-77-201605	EPA 5030B/8260	MSV/75619		
60218387030	IW-115-201605	EPA 5030B/8260	MSV/75619		
60218387032	DUP-08-201605	EPA 5030B/8260	MSV/75619		
60218387032	DUP-08-201605	EPA 5030B/8260	MSV/75654		
60218387036	IW-79-201605	EPA 5030B/8260	MSV/75619		
60218387002	MW-88-201605	SM 2320B	WET/61742		
60218387003	MW-22-201605	SM 2320B	WET/61742		
60218387004	TMW-10-201605	SM 2320B	WET/61742		
60218387005	IW-73-201605	SM 2320B	WET/61742		
60218387006	MW-81-201605	SM 2320B	WET/61742		
60218387007	IW-74-201605	SM 2320B	WET/61742		
60218387008	MW-187-201605	SM 2320B	WET/61742		
60218387009	MW-189-201605	SM 2320B	WET/61742		
60218387010	MW-83-201605	SM 2320B	WET/61755		
60218387011	MW-92-201605	SM 2320B	WET/61755		
60218387012	MW-58R-201605	SM 2320B	WET/61755		
60218387013	MW-183-201605	SM 2320B	WET/61755		
60218387014	MW-82-201605	SM 2320B	WET/61755		
60218387015	IW-77-201605	SM 2320B	WET/61755		
60218387016	IW-76-201605	SM 2320B	WET/61755		
60218387017	MW-185-201605	SM 2320B	WET/61755		
60218387018	MW-27-201605	SM 2320B	WET/61755		
60218387019	MW-91-201605	SM 2320B	WET/61755		
60218387020	MW-90-201605	SM 2320B	WET/61755		
60218387021	MW-28-201605	SM 2320B	WET/61755		
60218387022	MW-186-201605	SM 2320B	WET/61755		
60218387023	MW-24-201605	SM 2320B	WET/61755		
60218387024	MW-190-201605	SM 2320B	WET/61755		
60218387025	MW-191-201605	SM 2320B	WET/61755		
60218387026	MW-192-201605	SM 2320B	WET/61755		
60218387027	MW-182-201605	SM 2320B	WET/61755		
60218387002	MW-88-201605	SM 3500-Fe B#4	WET/61823		
60218387003	MW-22-201605	SM 3500-Fe B#4	WET/61823		
60218387004	TMW-10-201605	SM 3500-Fe B#4	WET/61823		
60218387005	IW-73-201605	SM 3500-Fe B#4	WET/61823		
60218387006	MW-81-201605	SM 3500-Fe B#4	WET/61823		
60218387007	IW-74-201605	SM 3500-Fe B#4	WET/61823		
60218387008	MW-187-201605	SM 3500-Fe B#4	WET/61823		
60218387009	MW-189-201605	SM 3500-Fe B#4	WET/61823		

This report shall not be reproduced, except in full,
without the written consent of Pace Analytical Services, Inc..

Pace Analytical Services, Inc.
9608 Loiret Blvd.
Lenexa, KS 66219
(913)599-5665

QUALITY CONTROL DATA CROSS REFERENCE TABLE

Project: FORT SMITH, AR
Pace Project No.: 60218387

Lab ID	Sample ID	QC Batch Method	QC Batch	Analytical Method	Analytical Batch
60218387010	MW-83-201605	SM 3500-Fe B#4	WET/61823		
60218387011	MW-92-201605	SM 3500-Fe B#4	WET/61823		
60218387012	MW-58R-201605	SM 3500-Fe B#4	WET/61823		
60218387013	MW-183-201605	SM 3500-Fe B#4	WET/61823		
60218387014	MW-82-201605	SM 3500-Fe B#4	WET/61823		
60218387015	IW-77-201605	SM 3500-Fe B#4	WET/61823		
60218387016	IW-76-201605	SM 3500-Fe B#4	WET/61823		
60218387017	MW-185-201605	SM 3500-Fe B#4	WET/61823		
60218387018	MW-27-201605	SM 3500-Fe B#4	WET/61823		
60218387019	MW-91-201605	SM 3500-Fe B#4	WET/61823		
60218387020	MW-90-201605	SM 3500-Fe B#4	WET/61823		
60218387021	MW-28-201605	SM 3500-Fe B#4	WET/61823		
60218387022	MW-186-201605	SM 3500-Fe B#4	WET/61824		
60218387023	MW-24-201605	SM 3500-Fe B#4	WET/61824		
60218387024	MW-190-201605	SM 3500-Fe B#4	WET/61824		
60218387025	MW-191-201605	SM 3500-Fe B#4	WET/61824		
60218387026	MW-192-201605	SM 3500-Fe B#4	WET/61824		
60218387027	MW-182-201605	SM 3500-Fe B#4	WET/61824		
60218387002	MW-88-201605	SM 4500-H+B	WET/61835		
60218387003	MW-22-201605	SM 4500-H+B	WET/61835		
60218387004	TMW-10-201605	SM 4500-H+B	WET/61835		
60218387005	IW-73-201605	SM 4500-H+B	WET/61835		
60218387006	MW-81-201605	SM 4500-H+B	WET/61836		
60218387007	IW-74-201605	SM 4500-H+B	WET/61835		
60218387008	MW-187-201605	SM 4500-H+B	WET/61835		
60218387009	MW-189-201605	SM 4500-H+B	WET/61835		
60218387010	MW-83-201605	SM 4500-H+B	WET/61835		
60218387011	MW-92-201605	SM 4500-H+B	WET/61835		
60218387012	MW-58R-201605	SM 4500-H+B	WET/61835		
60218387013	MW-183-201605	SM 4500-H+B	WET/61835		
60218387014	MW-82-201605	SM 4500-H+B	WET/61835		
60218387015	IW-77-201605	SM 4500-H+B	WET/61835		
60218387016	IW-76-201605	SM 4500-H+B	WET/61835		
60218387017	MW-185-201605	SM 4500-H+B	WET/61835		
60218387018	MW-27-201605	SM 4500-H+B	WET/61835		
60218387019	MW-91-201605	SM 4500-H+B	WET/61836		
60218387020	MW-90-201605	SM 4500-H+B	WET/61836		
60218387021	MW-28-201605	SM 4500-H+B	WET/61835		
60218387022	MW-186-201605	SM 4500-H+B	WET/61835		
60218387023	MW-24-201605	SM 4500-H+B	WET/61836		
60218387024	MW-190-201605	SM 4500-H+B	WET/61836		
60218387025	MW-191-201605	SM 4500-H+B	WET/61835		
60218387026	MW-192-201605	SM 4500-H+B	WET/61835		
60218387027	MW-182-201605	SM 4500-H+B	WET/61836		

REPORT OF LABORATORY ANALYSIS

This report shall not be reproduced, except in full,
without the written consent of Pace Analytical Services, Inc..

Pace Analytical Services, Inc.
9608 Loiret Blvd.
Lenexa, KS 66219
(913)599-5665

QUALITY CONTROL DATA CROSS REFERENCE TABLE

Project: FORT SMITH, AR
Pace Project No.: 60218387

Lab ID	Sample ID	QC Batch Method	QC Batch	Analytical Method	Analytical Batch
60218387002	MW-88-201605	SM 4500-S-2 D	WET/61679		
60218387003	MW-22-201605	SM 4500-S-2 D	WET/61679		
60218387004	TMW-10-201605	SM 4500-S-2 D	WET/61679		
60218387005	IW-73-201605	SM 4500-S-2 D	WET/61679		
60218387006	MW-81-201605	SM 4500-S-2 D	WET/61679		
60218387007	IW-74-201605	SM 4500-S-2 D	WET/61679		
60218387008	MW-187-201605	SM 4500-S-2 D	WET/61679		
60218387009	MW-189-201605	SM 4500-S-2 D	WET/61679		
60218387010	MW-83-201605	SM 4500-S-2 D	WET/61679		
60218387011	MW-92-201605	SM 4500-S-2 D	WET/61679		
60218387012	MW-58R-201605	SM 4500-S-2 D	WET/61679		
60218387013	MW-183-201605	SM 4500-S-2 D	WET/61679		
60218387014	MW-82-201605	SM 4500-S-2 D	WET/61679		
60218387015	IW-77-201605	SM 4500-S-2 D	WET/61679		
60218387016	IW-76-201605	SM 4500-S-2 D	WET/61679		
60218387017	MW-185-201605	SM 4500-S-2 D	WET/61679		
60218387018	MW-27-201605	SM 4500-S-2 D	WET/61679		
60218387019	MW-91-201605	SM 4500-S-2 D	WET/61679		
60218387020	MW-90-201605	SM 4500-S-2 D	WET/61679		
60218387021	MW-28-201605	SM 4500-S-2 D	WET/61679		
60218387022	MW-186-201605	SM 4500-S-2 D	WET/61698		
60218387023	MW-24-201605	SM 4500-S-2 D	WET/61698		
60218387024	MW-190-201605	SM 4500-S-2 D	WET/61698		
60218387025	MW-191-201605	SM 4500-S-2 D	WET/61698		
60218387026	MW-192-201605	SM 4500-S-2 D	WET/61698		
60218387027	MW-182-201605	SM 4500-S-2 D	WET/61698		
60218387002	MW-88-201605	EPA 300.0	WETA/39350		
60218387003	MW-22-201605	EPA 300.0	WETA/39350		
60218387004	TMW-10-201605	EPA 300.0	WETA/39350		
60218387005	IW-73-201605	EPA 300.0	WETA/39350		
60218387006	MW-81-201605	EPA 300.0	WETA/39350		
60218387007	IW-74-201605	EPA 300.0	WETA/39350		
60218387008	MW-187-201605	EPA 300.0	WETA/39350		
60218387009	MW-189-201605	EPA 300.0	WETA/39350		
60218387010	MW-83-201605	EPA 300.0	WETA/39350		
60218387011	MW-92-201605	EPA 300.0	WETA/39350		
60218387012	MW-58R-201605	EPA 300.0	WETA/39350		
60218387013	MW-183-201605	EPA 300.0	WETA/39350		
60218387014	MW-82-201605	EPA 300.0	WETA/39350		
60218387015	IW-77-201605	EPA 300.0	WETA/39350		
60218387016	IW-76-201605	EPA 300.0	WETA/39350		
60218387017	MW-185-201605	EPA 300.0	WETA/39350		
60218387018	MW-27-201605	EPA 300.0	WETA/39350		
60218387019	MW-91-201605	EPA 300.0	WETA/39350		
60218387020	MW-90-201605	EPA 300.0	WETA/39350		
60218387021	MW-28-201605	EPA 300.0	WETA/39351		
60218387022	MW-186-201605	EPA 300.0	WETA/39351		

This report shall not be reproduced, except in full,
without the written consent of Pace Analytical Services, Inc..

Pace Analytical Services, Inc.
9608 Loiret Blvd.
Lenexa, KS 66219
(913)599-5665

QUALITY CONTROL DATA CROSS REFERENCE TABLE

Project: FORT SMITH, AR
Pace Project No.: 60218387

Lab ID	Sample ID	QC Batch Method	QC Batch	Analytical Method	Analytical Batch
60218387023	MW-24-201605	EPA 300.0	WETA/39351		
60218387024	MW-190-201605	EPA 300.0	WETA/39351		
60218387025	MW-191-201605	EPA 300.0	WETA/39351		
60218387026	MW-192-201605	EPA 300.0	WETA/39351		
60218387027	MW-182-201605	EPA 300.0	WETA/39351		
60218387002	MW-88-201605	EPA 350.1	WETA/39375		
60218387003	MW-22-201605	EPA 350.1	WETA/39375		
60218387004	TMW-10-201605	EPA 350.1	WETA/39375		
60218387005	IW-73-201605	EPA 350.1	WETA/39375		
60218387006	MW-81-201605	EPA 350.1	WETA/39375		
60218387007	IW-74-201605	EPA 350.1	WETA/39375		
60218387008	MW-187-201605	EPA 350.1	WETA/39375		
60218387009	MW-189-201605	EPA 350.1	WETA/39375		
60218387010	MW-83-201605	EPA 350.1	WETA/39375		
60218387011	MW-92-201605	EPA 350.1	WETA/39375		
60218387012	MW-58R-201605	EPA 350.1	WETA/39375		
60218387013	MW-183-201605	EPA 350.1	WETA/39375		
60218387014	MW-82-201605	EPA 350.1	WETA/39375		
60218387015	IW-77-201605	EPA 350.1	WETA/39375		
60218387016	IW-76-201605	EPA 350.1	WETA/39375		
60218387017	MW-185-201605	EPA 350.1	WETA/39375		
60218387018	MW-27-201605	EPA 350.1	WETA/39375		
60218387019	MW-91-201605	EPA 350.1	WETA/39376		
60218387020	MW-90-201605	EPA 350.1	WETA/39376		
60218387021	MW-28-201605	EPA 350.1	WETA/39375		
60218387022	MW-186-201605	EPA 350.1	WETA/39376		
60218387023	MW-24-201605	EPA 350.1	WETA/39376		
60218387024	MW-190-201605	EPA 350.1	WETA/39376		
60218387025	MW-191-201605	EPA 350.1	WETA/39376		
60218387026	MW-192-201605	EPA 350.1	WETA/39376		
60218387027	MW-182-201605	EPA 350.1	WETA/39376		
60218387002	MW-88-201605	EPA 353.2	WETA/39320		
60218387003	MW-22-201605	EPA 353.2	WETA/39320		
60218387004	TMW-10-201605	EPA 353.2	WETA/39320		
60218387005	IW-73-201605	EPA 353.2	WETA/39320		
60218387006	MW-81-201605	EPA 353.2	WETA/39325		
60218387007	IW-74-201605	EPA 353.2	WETA/39320		
60218387008	MW-187-201605	EPA 353.2	WETA/39320		
60218387009	MW-189-201605	EPA 353.2	WETA/39320		
60218387010	MW-83-201605	EPA 353.2	WETA/39320		
60218387011	MW-92-201605	EPA 353.2	WETA/39320		
60218387012	MW-58R-201605	EPA 353.2	WETA/39320		
60218387013	MW-183-201605	EPA 353.2	WETA/39320		
60218387014	MW-82-201605	EPA 353.2	WETA/39320		
60218387015	IW-77-201605	EPA 353.2	WETA/39320		

REPORT OF LABORATORY ANALYSIS

This report shall not be reproduced, except in full,
without the written consent of Pace Analytical Services, Inc..

Pace Analytical Services, Inc.
9608 Loiret Blvd.
Lenexa, KS 66219
(913)599-5665

QUALITY CONTROL DATA CROSS REFERENCE TABLE

Project: FORT SMITH, AR
Pace Project No.: 60218387

Lab ID	Sample ID	QC Batch Method	QC Batch	Analytical Method	Analytical Batch
60218387016	**IW-76-201605**	EPA 353.2	WETA/39320		
60218387017	**MW-185-201605**	EPA 353.2	WETA/39320		
60218387018	**MW-27-201605**	EPA 353.2	WETA/39320		
60218387019	**MW-91-201605**	EPA 353.2	WETA/39325		
60218387020	**MW-90-201605**	EPA 353.2	WETA/39325		
60218387021	**MW-28-201605**	EPA 353.2	WETA/39320		
60218387022	**MW-186-201605**	EPA 353.2	WETA/39320		
60218387023	**MW-24-201605**	EPA 353.2	WETA/39325		
60218387024	**MW-190-201605**	EPA 353.2	WETA/39325		
60218387025	**MW-191-201605**	EPA 353.2	WETA/39320		
60218387026	**MW-192-201605**	EPA 353.2	WETA/39320		
60218387027	**MW-182-201605**	EPA 353.2	WETA/39325		
60218387002	**MW-88-201605**	SM 4500-CO2 D	WETA/39518		
60218387003	**MW-22-201605**	SM 4500-CO2 D	WETA/39518		
60218387004	**TMW-10-201605**	SM 4500-CO2 D	WETA/39518		
60218387005	**IW-73-201605**	SM 4500-CO2 D	WETA/39518		
60218387006	**MW-81-201605**	SM 4500-CO2 D	WETA/39518		
60218387007	**IW-74-201605**	SM 4500-CO2 D	WETA/39520		
60218387008	**MW-187-201605**	SM 4500-CO2 D	WETA/39520		
60218387009	**MW-189-201605**	SM 4500-CO2 D	WETA/39520		
60218387010	**MW-83-201605**	SM 4500-CO2 D	WETA/39520		
60218387011	**MW-92-201605**	SM 4500-CO2 D	WETA/39520		
60218387012	**MW-58R-201605**	SM 4500-CO2 D	WETA/39520		
60218387013	**MW-183-201605**	SM 4500-CO2 D	WETA/39520		
60218387014	**MW-82-201605**	SM 4500-CO2 D	WETA/39520		
60218387015	**IW-77-201605**	SM 4500-CO2 D	WETA/39520		
60218387016	**IW-76-201605**	SM 4500-CO2 D	WETA/39520		
60218387017	**MW-185-201605**	SM 4500-CO2 D	WETA/39520		
60218387018	**MW-27-201605**	SM 4500-CO2 D	WETA/39520		
60218387019	**MW-91-201605**	SM 4500-CO2 D	WETA/39520		
60218387020	**MW-90-201605**	SM 4500-CO2 D	WETA/39520		
60218387021	**MW-28-201605**	SM 4500-CO2 D	WETA/39520		
60218387022	**MW-186-201605**	SM 4500-CO2 D	WETA/39520		
60218387023	**MW-24-201605**	SM 4500-CO2 D	WETA/39520		
60218387024	**MW-190-201605**	SM 4500-CO2 D	WETA/39520		
60218387025	**MW-191-201605**	SM 4500-CO2 D	WETA/39520		
60218387026	**MW-192-201605**	SM 4500-CO2 D	WETA/39520		
60218387027	**MW-182-201605**	SM 4500-CO2 D	WETA/39521		
60218387002	**MW-88-201605**	SM 5310C	WETA/39414		
60218387003	**MW-22-201605**	SM 5310C	WETA/39414		
60218387004	**TMW-10-201605**	SM 5310C	WETA/39414		
60218387005	**IW-73-201605**	SM 5310C	WETA/39414		
60218387006	**MW-81-201605**	SM 5310C	WETA/39414		
60218387007	**IW-74-201605**	SM 5310C	WETA/39414		

REPORT OF LABORATORY ANALYSIS

This report shall not be reproduced, except in full,
without the written consent of Pace Analytical Services, Inc..

Pace Analytical Services, Inc.
9608 Loiret Blvd.
Lenexa, KS 66219
(913)599-5665

QUALITY CONTROL DATA CROSS REFERENCE TABLE

Project: FORT SMITH, AR
Pace Project No.: 60218387

Lab ID	Sample ID	QC Batch Method	QC Batch	Analytical Method	Analytical Batch
60218387008	MW-187-201605	SM 5310C	WETA/39414		
60218387009	MW-189-201605	SM 5310C	WETA/39414		
60218387010	MW-83-201605	SM 5310C	WETA/39414		
60218387011	MW-92-201605	SM 5310C	WETA/39414		
60218387012	MW-58R-201605	SM 5310C	WETA/39414		
60218387013	MW-183-201605	SM 5310C	WETA/39414		
60218387014	MW-82-201605	SM 5310C	WETA/39414		
60218387015	IW-77-201605	SM 5310C	WETA/39414		
60218387016	IW-76-201605	SM 5310C	WETA/39430		
60218387017	MW-185-201605	SM 5310C	WETA/39439		
60218387018	MW-27-201605	SM 5310C	WETA/39430		
60218387019	MW-91-201605	SM 5310C	WETA/39430		
60218387020	MW-90-201605	SM 5310C	WETA/39430		
60218387021	MW-28-201605	SM 5310C	WETA/39430		
60218387022	MW-186-201605	SM 5310C	WETA/39430		
60218387023	MW-24-201605	SM 5310C	WETA/39430		
60218387024	MW-190-201605	SM 5310C	WETA/39430		
60218387025	MW-191-201605	SM 5310C	WETA/39439		
60218387026	MW-192-201605	SM 5310C	WETA/39439		
60218387027	MW-182-201605	SM 5310C	WETA/39439		
60218387004	TMW-10-201605	SM 5310C	WETA/39438		
60218387002	MW-88-201605	SM4500-P B	WETA/11490	SM 4500-P E	WETA/11498
60218387003	MW-22-201605	SM4500-P B	WETA/11490	SM 4500-P E	WETA/11498
60218387004	TMW-10-201605	SM4500-P B	WETA/11490	SM 4500-P E	WETA/11498
60218387005	IW-73-201605	SM4500-P B	WETA/11490	SM 4500-P E	WETA/11498
60218387006	MW-81-201605	SM4500-P B	WETA/11490	SM 4500-P E	WETA/11498
60218387007	IW-74-201605	SM4500-P B	WETA/11490	SM 4500-P E	WETA/11498
60218387008	MW-187-201605	SM4500-P B	WETA/11490	SM 4500-P E	WETA/11498
60218387009	MW-189-201605	SM4500-P B	WETA/11490	SM 4500-P E	WETA/11498
60218387010	MW-83-201605	SM4500-P B	WETA/11510	SM 4500-P E	WETA/11514
60218387011	MW-92-201605	SM4500-P B	WETA/11510	SM 4500-P E	WETA/11514
60218387012	MW-58R-201605	SM4500-P B	WETA/11510	SM 4500-P E	WETA/11514
60218387013	MW-183-201605	SM4500-P B	WETA/11510	SM 4500-P E	WETA/11514
60218387014	MW-82-201605	SM4500-P B	WETA/11510	SM 4500-P E	WETA/11514
60218387015	IW-77-201605	SM4500-P B	WETA/11510	SM 4500-P E	WETA/11514
60218387016	IW-76-201605	SM4500-P B	WETA/11510	SM 4500-P E	WETA/11514
60218387017	MW-185-201605	SM4500-P B	WETA/11510	SM 4500-P E	WETA/11514
60218387018	MW-27-201605	SM4500-P B	WETA/11510	SM 4500-P E	WETA/11514
60218387019	MW-91-201605	SM4500-P B	WETA/11510	SM 4500-P E	WETA/11514
60218387020	MW-90-201605	SM4500-P B	WETA/11510	SM 4500-P E	WETA/11514
60218387021	MW-28-201605	SM4500-P B	WETA/11510	SM 4500-P E	WETA/11514
60218387022	MW-186-201605	SM4500-P B	WETA/11510	SM 4500-P E	WETA/11514
60218387023	MW-24-201605	SM4500-P B	WETA/11510	SM 4500-P E	WETA/11514
60218387024	MW-190-201605	SM4500-P B	WETA/11510	SM 4500-P E	WETA/11514
60218387025	MW-191-201605	SM4500-P B	WETA/11510	SM 4500-P E	WETA/11514

This report shall not be reproduced, except in full,
without the written consent of Pace Analytical Services, Inc..

Pace Analytical Services, Inc.
9608 Loiret Blvd.
Lenexa, KS 66219
(913)599-5665

QUALITY CONTROL DATA CROSS REFERENCE TABLE

Project: FORT SMITH, AR
Pace Project No.: 60218387

Lab ID	Sample ID	QC Batch Method	QC Batch	Analytical Method	Analytical Batch
60218387026	**MW-192-201605**	SM4500-P B	WETA/11510	SM 4500-P E	WETA/11514
60218387027	**MW-182-201605**	SM4500-P B	WETA/11510	SM 4500-P E	WETA/11514

This report shall not be reproduced, except in full,
without the written consent of Pace Analytical Services, Inc..

Pace Analytical
www.pacelabs.com

Sample Condition Upon Receipt

WO# : 60218387

60218387

Client Name: Environ

Optional
Proj Due Date:
Proj Name:

Courier: FedEx ☐ UPS ☐ VIA ☑ Clay ☐ PEX ☐ ECI ☐ Pace ☐ Other ☐ Client ☐

Tracking #: _____ Pace Shipping Label Used? Yes ☐ No ☐

Custody Seal on Cooler/Box Present: Yes ☑ No ☐ Seals intact: Yes ☑ No ☐

Packing Material: Bubble Wrap ☐ Bubble Bags ☑ Foam ☑ None ☐ Other ☐

Thermometer Used: CF +1.0 T-239 / CF 0.0 T-262 **Type of Ice:** (Wet) Blue None ☐ Samples received on ice, cooling process has begun.
(circle one)

Cooler Temperature: 2.9 2.5 3.3 1.9 2.2

Temperature should be above freezing to 6°C 2.6 2.8

Date and initials of person examining contents: 05/05/16

Chain of Custody present:	☑Yes ☐No ☐N/A	1.
Chain of Custody filled out:	☑Yes ☐No ☐N/A	2.
Chain of Custody relinquished:	☑Yes ☐No ☐N/A	3.
Sampler name & signature on COC:	☑Yes ☐No ☐N/A	4.
Samples arrived within holding time:	☑Yes ☐No ☐N/A	5.
Short Hold Time analyses (<72hr):	☑Yes ☐No ☐N/A	6. NO2 NO3
Rush Turn Around Time requested:	☐Yes ☑No ☐N/A	7.
Sufficient volume:	☑Yes ☐No ☐N/A	8.
Correct containers used:	☑Yes ☐No ☐N/A	
Pace containers used:	☑Yes ☐No ☐N/A	9.
Containers intact:	☑Yes ☐No ☐N/A	10.
Unpreserved 5035A soils frozen w/in 48hrs?	☐Yes ☐No ☑N/A	11.
Filtered volume received for dissolved tests?	☐Yes ☐No ☐N/A	12.
Sample labels match COC:	☑Yes ☐No ☐N/A	
Includes date/time/ID/analyses Matrix: WT		13.
All containers needing preservation have been checked.	☑Yes ☐No ☐N/A	
All containers needing preservation are found to be in compliance with EPA recommendation.	☑Yes ☐No ☐N/A	14.
Exceptions: VOA, Coliform, O&G, WI-DRO (water)	☑Yes ☐No	Initial when completed / Lot # of added preservative
Trip Blank present:	☑Yes ☐No ☐N/A	
Pace Trip Blank lot # (if purchased): covered		15.
Headspace in VOA vials (>6mm):	☐Yes ☑No ☐N/A	16.
Project sampled in USDA Regulated Area:	☐Yes ☐No ☑N/A	17. List State:
Additional labels attached to 5035A vials in the field?	☐Yes ☐No ☑N/A	18.

Client Notification/ Resolution: Copy COC to Client? Y / (N) Field Data Required? Y / (N)

Person Contacted: _____ Date/Time: _____

Comments/ Resolution: _____

Project Manager Review: CAB Date: 5/5/16

CHAIN-OF-CUSTODY / Analytical Request Document

The Chain-of-Custody is a LEGAL DOCUMENT. All relevant fields must be completed accurately.

Pace Analytical™ www.pacelabs.com

Section A Required Client Information:

Company:	Environ
Address:	7500 College Blvd., Ste. 925
	Overland Park, KS 66210
Email To:	wstonestreet@environcorp.com
Phone: 913-553-5926	Fax:
Requested Due Date/TAT:	

Section B Required Project Information:

Report To:	Wendy Stonestreet
Copy To:	Tammy Gleason
Purchase Order No.:	NA
Project Name:	Fort Smith, AR
Project Number:	

Section C Invoice Information:

Attention:	Tammy Gleason
Company Name:	Environ
Address:	250 Monroe Ave. NW Grand Rapids
Pace Quote Reference:	Michigan, 49503
Pace Project Manager:	Colleen Clyne
Pace Profile #:	7444, line 1

REGULATORY AGENCY

☐ NPDES ☐ GROUND WATER ☐ DRINKING WATER
☐ UST ☐ RCRA ☑ OTHER ADEQ

Site Location STATE: AR

Section D Required Client Information

SAMPLE ID (A-Z, 0-9 / ,-) Sample IDs MUST BE UNIQUE

Valid Matrix Codes

MATRIX	CODE
DRINKING WATER	DW
WATER	WT
WASTE WATER	WW
PRODUCT	P
SOIL/SOLID	SL
OIL	OL
WIPE	WP
AIR	AR
OTHER	OT
TISSUE	TS

Requested Analysis Filtered (Y/N)

ITEM #	SAMPLE ID	MATRIX CODE (see valid codes to left)	SAMPLE TYPE (G=GRAB C=COMP)	COLLECTED COMPOSITE START DATE	COLLECTED COMPOSITE START TIME	COLLECTED COMPOSITE END/GRAB DATE	COLLECTED COMPOSITE END/GRAB TIME	SAMPLE TEMP AT COLLECTION	# OF CONTAINERS	Preservatives: Unpreserved	H_2SO_4	HNO_3	HCl	NaOH + Zinc Acetate	$Na_2S_2O_3$	Methanol	Other Ascorbic Acid	Y/N	Analysis Test: 8260 VOCs	Alkalinity	TOC	Chloride, Sulfate	8015 Chloroethanol (Pace Dallas)	6010-Iron/Mn	Ferric Iron calc. (send field Ferrous)	Ammonia	Nitrate+Nitrite	Total Phosphate (Pace Dallas)	Sulfide	CO2 Calc (Alkalinity + field pH)	Residual Chlorine (Y/N)	Pace Project No./ Lab I.D.
1	IW-78-201605	WT	G	5/3/16	1000	3(OTHR)			3								X		X													7 day hold time	001
2	MW-88-201605	WT	G	5/4/16	1425	3(DLGH)	3(DLGU)		11	X	X	X	X	X					X	X	X	X	X	X	X	X	X	X	X	X	4435 8032 8035 8030 8030	002
3	MW-22-201605	WT	G	5/4/16	1245	↓			11	X	X	X	X	X					X	X	X	X	X	X	X	X	X	X	X	X	↓	003
4	TMW-10-201605	WT	G	5/4/16	1010	↓			12	X	X	X	X	X					X	X	X	X	X	X	X	X	X	X	X	X	X 2(4435 8032 8035 8030 8030	004
5	TB-08-201605	WT	G	5/4/16	—	2(DLGH)			2				X						X													028
6	IW-73-201605	WT	G	5/4/16	1325	3(DLGH)			11	X	X	X	X	X					X	X	X	X	X	X	X	X	X	X	X	X	4435 8032 8035 8030 8030	005
7	MW-81-201605	WT	G	5/4/16	1125	3(OTHR)			11	X	X	X		X			X		X	X	X	X	X	X	X	X	X	X	X	X	7 day hold time	006
8	IW-74-201605	WT	G	5/4/16	1310	3(DLGH)			11	X	X	X	X	X					X	X	X	X	X	X	X	X	X	X	X	X		007
9	DUP-07-201605	WT	G	5/4/16	1310	↓			3				X						X													029
10	IW-115-201605	WT	G	5/4/16	1530	3(OTHR)			3								X		X												7 day hold time	030
11	MW-187-201605	WT	G	5/4/16	0940	3(DLGH)	3(DLGU)		11	X	X	X	X	X					X	X	X	X	X	X	X	X	X	X	X	X		008
12	TB-09-201605	WT	G	5/4/16	—	2(DLGH)			2				X						X													031

ADDITIONAL COMMENTS	RELINQUISHED BY / AFFILIATION	DATE	TIME	ACCEPTED BY / AFFILIATION	DATE	TIME	SAMPLE CONDITIONS			
	Victoria Sieglen	5/4/16	1803		5/5/16	0506	2.9	Y	Y	Y
	Rambol Environ						2.5	Y	Y	Y

SAMPLER NAME AND SIGNATURE

PRINT Name of SAMPLER: Victoria Sieglen

SIGNATURE of SAMPLER: Victoria Sieglen DATE Signed (MM/DD/YY): 5/4/16

Temp in °C | Received on Ice (Y/N) | Custody Sealed Cooler (Y/N) | Samples Intact (Y/N)

*Important Note: By signing this form you are accepting Pace's NET 30 day payment terms and agreeing to late charges of 1.5% per month for any invoices not paid within 30 days.

Pace Analytical
www.pacelabs.com

CHAIN-OF-CUSTODY / Analytical Request Document

The Chain-of-Custody is a LEGAL DOCUMENT. All relevant fields must be completed accurately.

Section A Required Client Information:

Company:	Environ
Address:	7500 College Blvd., Ste. 925
	Overland Park, KS 66210
Email To:	wstonestreet@environcorp.com
Phone: 913-553-5926	Fax:
Requested Due Date/TAT:	

Section B Required Project Information:

Report To:	Wendy Stonestreet
Copy To:	Tammy Gleason
Purchase Order No.:	NA
Project Name:	Fort Smith, AR
Project Number:	

Section C Invoice Information:

Attention:	Tammy Gleason
Company Name:	Environ
Address:	250 Monroe Ave. NW Grand Rapids
Pace Quote Reference:	Michigan, 49503
Pace Project Manager:	Colleen Clyne
Pace Profile #:	7444, line 1

REGULATORY AGENCY

☐ NPDES ☐ GROUND WATER ☐ DRINKING WATER
☐ UST ☐ RCRA ☑ OTHER ADEQ

Site Location STATE: AR

Section D Required Client Information

SAMPLE ID (A-Z, 0-9 / ,-) Sample IDs MUST BE UNIQUE

Valid Matrix Codes

MATRIX	CODE
DRINKING WATER	DW
WATER	WT
WASTE WATER	WW
PRODUCT	P
SOIL/SOLID	SL
OIL	OL
WIPE	WP
AIR	AR
OTHER	OT
TISSUE	TS

ITEM #	SAMPLE ID	MATRIX CODE (see valid codes to left)	SAMPLE TYPE (G=GRAB C=COMP)	COLLECTED COMPOSITE START DATE	COLLECTED COMPOSITE START TIME	COLLECTED COMPOSITE END/GRAB DATE	COLLECTED COMPOSITE END/GRAB TIME	SAMPLE TEMP AT COLLECTION	# OF CONTAINERS	Preservatives: Unpreserved	H_2SO_4	HNO_3	HCl	NaOH + Zn Acetate	$Na_2S_2O_3$	Methanol	Other Ascorbic Acid	Y/N	Analysis Test: 8260 VOCs	Alkalinity	TOC	Chloride, Sulfate	8015 Chloroethanol (Pace Dallas)	6010-Iron/Mn	Ferric Iron calc. (send field Ferrous)	Ammonia	Nitrate+Nitrite	Total Phosphate (Pace Dallas)	Sulfide	CO2 Calc (Alkalinity + field pH)	Residual Chlorine (Y/N)	Pace Project No./ Lab I.D.
1	MW-189-201605	WT	G	5/4/16	1140	2(VOA,HCl)	3(VOA,HCl)		11	X	X	X	X	X				N	X	X	X	X	X	X	X	X	X	X	N	609
2	MW-83-201605	WT	G	5/4/16	1026	↓			11	X	X	X	X	X				N	X	X	X	X	X	X	X	X	X	X	X	N	610
3	MW-92-201605	WT	G	5/4/16	1620	3(VOA,HCl)			11	X	X	X		X			X	N	X	X	X	X	X	X	X	X	X	X	X	N	611
4	DUP-08-201605	WT	G	5/4/16	1620	↓			3								X	N	X											N	632
5	MW-58R-201605	WT	G	5/4/16	1315	3(VOA,HCl)			11	X	X	X	X	X				N	X	X	X	X	X	X	X	X	X	X	X	N	612
6	DUP-04-201605	WT	G	5/4/16	1315	↓			3				X					N	X											N	633
7	TB-10-201605	WT	G	5/4/16	—	2(VOA,HCl)			2				X					N	X											N	634
8	MW-183-201605	WT	G	5/4/16	1845	3(VOA,HCl)			11	X	X	X	X	X				N	X	X	X	X	X	X	X	X	X	X	X	N	613
9	MW-82-201605	WT	G	5/4/16	0915	3(VOA,HCl)			11	X	X	X	X	X			X	N	X	X	X	X	X	X	X	X	X	X	X	N	614
10	IW-77-201605	WT	G	5/4/16	1055	↓			11	X	X	X		X			X	N	X	X	X	X	X	X	X	X	X	X	X	N	615
11	IW-76-201605	WT	G	5/4/16	0915	3(VOA,HCl)			11	X	X	X	X	X				N	X	X	X	X	X	X	X	X	X	X	X	N	616
12	TB-11-201605	WT	G	5/4/16	—	2(VOA,HCl)			2				X					N	X											N	635

0218387

7 day hold time

7 day hold time

7 day hold time

ADDITIONAL COMMENTS	RELINQUISHED BY / AFFILIATION	DATE	TIME	ACCEPTED BY / AFFILIATION	DATE	TIME	SAMPLE CONDITIONS			
	Victoria Stiegler Clearwell Environ	5/4/16	1830	PASI	5/5/16	0506	3.3	Y	Y	Y
							1.9	Y	Y	Y

SAMPLER NAME AND SIGNATURE

PRINT Name of SAMPLER: Victoria Stiegler

SIGNATURE of SAMPLER: Victoria Stiegler DATE Signed (MM/DD/YY): 5/4/16

Temp in °C	Received on Ice (Y/N)	Custody Sealed Cooler (Y/N)	Samples Intact (Y/N)

*Important Note: By signing this form you are accepting Pace's NET 30 day payment terms and agreeing to late charges of 1.5% per month for any invoices not paid within 30 days.

CHAIN-OF-CUSTODY / Analytical Request Document

The Chain-of-Custody is a LEGAL DOCUMENT. All relevant fields must be completed accurately.

Pace Analytical
www.pacelabs.com

Section A Required Client Information:

Company:	Environ
Address:	7500 College Blvd., Ste. 925
	Overland Park, KS 66210
Email To:	wstonestreet@environcorp.com
Phone: 913-553-5926	Fax:
Requested Due Date/TAT:	

Section B Required Project Information:

Report To:	Wendy Stonestreet
Copy To:	Tammy Gleason
Purchase Order No.:	NA
Project Name:	Fort Smith, AR
Project Number:	

Section C Invoice Information:

Attention:	Tammy Gleason
Company Name:	Environ
Address:	250 Monroe Ave. NW Grand Rapids
Pace Quote Reference:	Michigan, 49503
Pace Project Manager:	Colleen Clyne
Pace Profile #:	7444, line 1

REGULATORY AGENCY

☐ NPDES ☐ GROUND WATER ☐ DRINKING WATER
☐ UST ☐ RCRA ☑ OTHER ADEQ

Site Location STATE: AR

Section D Required Client Information

SAMPLE ID (A-Z, 0-9 / ,-) Sample IDs MUST BE UNIQUE

Valid Matrix Codes

MATRIX	CODE
DRINKING WATER	DW
WATER	WT
WASTE WATER	WW
PRODUCT	P
SOIL/SOLID	SL
OIL	OL
WIPE	WP
AIR	AR
OTHER	OT
TISSUE	TS

ITEM #	SAMPLE ID	MATRIX CODE (see valid codes to left)	SAMPLE TYPE (G=GRAB C=COMP)	COLLECTED COMPOSITE START DATE	COLLECTED COMPOSITE START TIME	COLLECTED COMPOSITE END/GRAB DATE	COLLECTED COMPOSITE END/GRAB TIME	SAMPLE TEMP AT COLLECTION	# OF CONTAINERS	Preservatives: Unpreserved	H_2SO_4	HNO_3	HCl	NaOH + Zn Acetat	$Na_2S_2O_3$	Methanol	Other Ascorbic Acid	Analysis Test Y/N	8260 VOCs	Alkalinity	TOC	Chloride, Sulfate	8015 Chloroethanol (Pace Dallas)	6010-Iron/Mn	Ferric Iron calc. (send field Ferrous)	Ammonia	Nitrate+Nitrite	Total Phosphate (Pace Dallas)	Sulfide	CO2 Calc (Alkalinity + field pH)	Residual Chlorine (Y/N)	Pace Project No./ Lab I.D. 60218387
1	MW-79-201605	WT	G	5/4/2016	1125	2(DG9T)	3(OTHR)		3								X		X											N	7 day hold time 036
2	MW-185-201605	WT	G	5/4/16	0844	3(DG9H)	3(DG9U)		11	X	X	X	X	X					X	X	X	X	X	X	X	X	X	X	X	N	A435 A432 B035 A433 A430 007
3	MW-27-201605	WT	G	5/4/16	1030				11	X	X	X	X	X					X	X	X	X	X	X	X	X	X	X	X	N	018
4	MW-91-201605	WT	G	5/4/16	1630				11	X	X	X	X	X					X	X	X	X	X	X	X	X	X	X	X	N	019
5	DUP-02-201605	WT	G	5/4/16	1630				3				X						X											N	037
6	MW-90-201605	WT	G	5/4/16	1625	6(DG9H)			14	X	X	X	X	X					X	X	X	X	X	X	X	X	X	X	X	N	MS/MSD 020
7	TB-12-201605	WT	G	5/4/16	—	2(DG9H)			2				X						X											N	038
8	MW-28-201605	WT	G	5/4/16	1350	6(DG9H)			14	X	X	X	X	X					X	X	X	X	X	X	X	X	X	X	X	N	MS/MSD 021
9	MW-186-201605	WT	G	5/4/16	1345	3(DG9H)			11	X	X	X	X	X					X	X	X	X	X	X	X	X	X	X	X	N	022
10	MW-24-201605	WT	G	5/4/16	1700				11	X	X	X	X	X					X	X	X	X	X	X	X	X	X	X	X	N	023
11	MW-190-201605	WT	G	5/4/16	1642				11	X	X	X	X	X					X	X	X	X	X	X	X	X	X	X	X	N	024
12	TB-13-201605	WT	G	5/4/16	—	2(DG9H)			2				X						X											N	039

ADDITIONAL COMMENTS	RELINQUISHED BY / AFFILIATION	DATE	TIME	ACCEPTED BY / AFFILIATION	DATE	TIME	SAMPLE CONDITIONS			
	Victoria Sieglen Ramboll Environ	5/4/16	1830	PASI	5/5/16	0506	2-6	Y	Y	Y
							2-8	Y	Y	Y

SAMPLER NAME AND SIGNATURE

PRINT Name of SAMPLER: Victoria Sieglen

SIGNATURE of SAMPLER: Victoria Sieglen DATE Signed (MM/DD/YY): 5/4/16

Temp in °C | Received on Ice (Y/N) | Custody Sealed Cooler (Y/N) | Samples Intact (Y/N)

*Important Note: By signing this form you are accepting Pace's NET 30 day payment terms and agreeing to late charges of 1.5% per month for any invoices not paid within 30 days.

CHAIN-OF-CUSTODY / Analytical Request Document

The Chain-of-Custody is a LEGAL DOCUMENT. All relevant fields must be completed accurately.

Pace Analytical
www.pacelabs.com

Section A Required Client Information:

Company:	Environ
Address:	7500 College Blvd., Ste. 925
	Overland Park, KS 66210
Email To:	wstonestreet@environcorp.com
Phone: 913-553-5926	Fax:
Requested Due Date/TAT:	

Section B Required Project Information:

Report To:	Wendy Stonestreet
Copy To:	Tammy Gleason
Purchase Order No.:	NA
Project Name:	Fort Smith, AR
Project Number:	

Section C Invoice Information:

Attention:	Tammy Gleason
Company Name:	Environ
Address:	250 Monroe Ave. NW Grand Rapids
Pace Quote Reference:	Michigan, 49503
Pace Project Manager:	Colleen Clyne
Pace Profile #:	7444, line 1

REGULATORY AGENCY

☐ NPDES ☐ GROUND WATER ☐ DRINKING WATER
☐ UST ☐ RCRA ☑ OTHER ADEQ

Site Location STATE: AR

Section D Required Client Information

SAMPLE ID (A-Z, 0-9 / ,-) Sample IDs MUST BE UNIQUE

Valid Matrix Codes

MATRIX	CODE
DRINKING WATER	DW
WATER	WT
WASTE WATER	WW
PRODUCT	P
SOIL/SOLID	SL
OIL	OL
WIPE	WP
AIR	AR
OTHER	OT
TISSUE	TS

ITEM #	SAMPLE ID	MATRIX CODE (see valid codes to left)	SAMPLE TYPE (G=GRAB C=COMP)	COLLECTED COMPOSITE START DATE	COLLECTED COMPOSITE START TIME	COLLECTED COMPOSITE END/GRAB DATE	COLLECTED COMPOSITE END/GRAB TIME	SAMPLE TEMP AT COLLECTION	# OF CONTAINERS	Preservatives: Unpreserved	H_2SO_4	HNO_3	HCl	NaOH + Zn Acetate	$Na_2S_2O_3$	Methanol	Other	Analysis Test Y/N	8260 VOCs	Alkalinity	TOC	Chloride, Sulfate	8015 Chloroethanol (Pace Dallas)	6010-Iron/Mn	Ferric Iron calc. (send field Ferrous)	Ammonia	Nitrate+Nitrite	Total Phosphate (Pace Dallas)	Sulfide	CO2 Calc (Alkalinity + field pH)	Residual Chlorine (Y/N)	Pace Project No./ Lab I.D.
1	MW-191-201605	WT	G	5/4/16	1350	3(0640)	3(0640)		11	X	X	X	X	X				X	X	X	X	X	X	X	X	X	X	N	AE35 RP32 RP35 RP34 RP36 025
2	MW-192-201605	WT	G	5/4/16	1120	↓	↓		11	X	X	X	X	X				X	X	X	X	X	X	X	X	X	X	X	N	026
3	MW-181-201605	WT	G	5/4/16	1035	2(0640)			2				X					X										N	040
4	MW-179-201605	WT	G	5/4/16	1300	3(0640)			3				X					X										N	041
5	VP-14-201605	WT	G	5/4/16	1150	↓			3				X					X										N	042
6	MW-182-201605	WT	G	5/4/16	1715		3(0640)		11	X	X	X	X	X				X	X	X	X	X	X	X	X	X	X	X	N	AE35 RP32 RP35 RP34 RP36 027
7	DUP-09-201605	WT	G	5/4/16	1715	↓			8				X					X										N	043
8	TB-15-201605	WT	G	5/4/16	—	2(0640)			3				X					X										N	044
9																													
10																													
11																													
12																													

Requested Analysis Filtered (Y/N)

Lab ID: 10387

ADDITIONAL COMMENTS	RELINQUISHED BY / AFFILIATION	DATE	TIME	ACCEPTED BY / AFFILIATION	DATE	TIME	SAMPLE CONDITIONS			
	Victoria Sieyley/ Ramboll Environ	5/4/16	1830	[signature] /PAS1	5/5/16	0506	2.2	Y	Y	Y

SAMPLER NAME AND SIGNATURE

PRINT Name of SAMPLER: Victoria Sieyley

SIGNATURE of SAMPLER: Victoria Sieyley

DATE Signed (MM/DD/YY): 5/4/16

Temp in °C | Received on Ice (Y/N) | Custody Sealed Cooler (Y/N) | Samples Intact (Y/N)

*Important Note: By signing this form you are accepting Pace's NET 30 day payment terms and agreeing to late charges of 1.5% per month for any invoices not paid within 30 days.

Chain of Custody

Pace Analytical®
www.pacelabs.com

Workorder: 60218387 **Workorder Name:** FORT SMITH, AR **Owner Received Date:** 5/5/2016 **Results Requested By:** 5/17/2016

Report To	Subcontract To
Colleen Clyne Pace Analytical Kansas 9608 Loiret Blvd. Lenexa, KS 66219 Phone (913)599-5665	Pace Analytical Dallas 400 West Bethany Drive Suite 190 Allen, TX 75013 Phone (972)727-1123

WO# : 7543894

7543894

						Preserved Containers						Requested Analysis											
Item	Sample ID	Sample Type	Collect Date/Time	Lab ID	Matrix	BP3S	DG9U					EPA 8015 Chloroethanol	Total Phosphate										LAB USE ONLY
1	MW-88-201605	PS	5/4/2016 14:25	60218387002	Water	1	3					X	X										001
2	MW-22-201605	PS	5/4/2016 12:45	60218387003	Water	1	3					X	X										002
3	TMW-10-201605	PS	5/4/2016 10:10	60218387004	Water	1	3					X	X										003
4	IW-73-201605	PS	5/4/2016 13:25	60218387005	Water	1	3					X	X										004
5	MW-81-201605	PS	5/4/2016 17:25	60218387006	Water	1	3					X	X										005
6	IW-74-201605	PS	5/4/2016 13:10	60218387007	Water	1	3					X	X										006
7	MW-187-201605	PS	5/4/2016 09:40	60218387008	Water	1	3					X	X										007
8	MW-189-201605	PS	5/4/2016 11:40	60218387009	Water	1	3					X	X										008
9	MW-83-201605	PS	5/4/2016 10:26	60218387010	Water	1	3					X	X										009
10	MW-92-201605	PS	5/4/2016 16:20	60218387011	Water	1	3					X	X										010
11	MW-58R-201605	PS	5/4/2016 13:15	60218387012	Water	1	3					X	X										011
12	MW-183-201605	PS	5/4/2016 08:45	60218387013	Water	1	3					X	X										012
13	MW-82-201605	PS	5/4/2016 09:15	60218387014	Water	1	3					X	X										013
14	IW-77-201605	PS	5/4/2016 10:55	60218387015	Water	1	3					X	X										014
15	IW-76-201605	PS	5/4/2016 09:15	60218387016	Water	1	3					X	X										015
16	MW-185-201605	PS	5/4/2016 08:44	60218387017	Water	1	3					X	X										016
17	MW-27-201605	PS	5/4/2016 10:30	60218387018	Water	1	3					X	X										017
18	MW-91-201605	PS	5/4/2016 16:30	60218387019	Water	1	3					X	X										018
19	MW-90-201605	RQS	5/4/2016 16:25	60218387020	Water	1	3					X	X										019

Page 53 of 61

Chain of Custody

Pace Analytical®
www.pacelabs.com

Workorder: 60218387 **Workorder Name:** FORT SMITH, AR **Owner Received Date:** 5/5/2016 **Results Requested By:** 5/17/2016

Report To	Subcontract To
Colleen Clyne Pace Analytical Kansas 9608 Loiret Blvd. Lenexa, KS 66219 Phone (913)599-5665	Pace Analytical Dallas 400 West Bethany Drive Suite 190 Allen, TX 75013 Phone (972)727-1123

Item	Sample ID	Sample Type	Collect Date/Time	Lab ID	Matrix	Preserved Containers: BP3S	DG9U					Requested Analysis: EPA 8015 Chloroethanol	Total Phosphate										LAB USE ONLY
20	MW-28-201605	RQS	5/4/2016 13:50	60218387021	Water	1	1					X	X										020
21	MW-186-201605	PS	5/4/2016 13:45	60218387022	Water	1	1					X	X										~~020~~ 021
22	MW-24-201605	PS	5/4/2016 17:00	60218387023	Water	1	1					X	X										022
23	MW-190-201605	PS	5/4/2016 16:42	60218387024	Water	1	1					X	X										023
24	MW-191-201605	PS	5/4/2016 13:50	60218387025	Water	1	1					X	X										024
25	MW-192-201605	PS	5/4/2016 11:20	60218387026	Water	1	1					X	X										025
26	MW-182-201605	PS	5/4/2016 17:15	60218387027	Water	1	1					X	X										026

Transfers	Released By	Date/Time	Received	Date/Time
1		5/5/16 1700		~~5/6/16 [illegible]~~
2				5/6/16 0905
3				

Comments: ZT 5/6/16

Cooler Temperature on Receipt 1.6 °C Custody Seal (Y) or N Received on Ice (Y) or N Samples Intact (Y) or N

****In order to maintain client confidentiality, location/name of the sampling site, sampler's name and signature may not be provided on this COC document. This chain of custody is considered complete as is since this information is available in the owner laboratory.*

Pace Analytical

Sample Condition Upon Receipt

☑Dallas ☐Ft Worth ☐San Angelo

Client Name: Pace - KS Project Work order: 7543894

Courier: FedEX ☑ UPS ☐ USPS ☐ Client ☐ Courier ☐ LSO ☐ PACE ☐ Other:

Tracking#: 6703 1644 7642 5895 + 6703 1642 5884 + 6703 5873

Custody Seal on Cooler/Box: Yes ☑ 5/6/16 No ☐ **Seals Intact:** Yes ☑ 1642 No ☐ NA ☐

Packing Material: Bubble Wrap ☐ Bubble Bags ☐ Foam ☑ None ☐ Other ☐

Thermometer Used: IR-02 Type of Ice: Wet ☑ Blue ☐ None ☐ Sample Received on ice, cooling process has begun ☑

Cooler Temp: 1.6°C (Temp should be above freezing to 6°C)

Chain of Custody Present	Yes ☑ No ☐ NA ☐	1
Chain of Custody filled out	Yes ☑ No ☐ NA ☐	2
Chain of Custody relinquished	Yes ☑ No ☐ NA ☐	3
Sampler name & signature on COC	Yes ☐ No ☑ NA ☐	4
Sample received within HT	Yes ☑ No ☐ NA ☐	5
Short HT analyses (<72 hrs)	Yes ☐ No ☑ NA ☐	6
Rush TAT requested	Yes ☐ No ☑ NA ☐	7
Sufficient Volume received	Yes ☑ No ☐ NA ☐	8
Correct Container used Pace Container used	Yes ☑ No ☐ NA ☐ Yes ☑ No ☐ NA ☐	9
Container Intact	Yes ☑ No ☐ NA ☐	10
Unpreserved 5035A soil frozen within 48 hrs	Yes ☐ No ☐ NA ☑	11
Filtered volume received for Dissolved tests	Yes ☐ No ☐ NA ☑	12
Sample labels match COC Include date/time/ID/analyses Matrix: WATER	Yes ☑ No ☐ NA ☐	13
All containers needing preservation have been checked	Yes ☑ No ☐ NA ☐	14a. Lot# of pH strip: pH checked Yes ☐ No ☐ pH<2 ☐ pH>9 ☐ pH>12 ☐ Lot# of Iodine strip: Lot# of Lead Acetate strip:
Do containers require preservation at the lab	Yes ☐ No ☐ NA ☑	14b. Preservation: Lot#:
All containers needing preservation are found to be in Compliance with EPA recommendation **Exception:** VOA, coliform, O&G	Yes ☑ No ☐ NA ☐ Yes ☑ No ☐	14c.
Are soil samples (volatiles) received in Bulk ☐ Terracore ☐ EnCore ☐ NA ☑		15.
Trip Blank present Trip Blank Custody Seals Intact Pace Trip Blank Lot# (if purchased):	Yes ☐ No ☐ NA ☑ Yes ☐ No ☐ NA ☑	16.
Headspace in VOA (>6mm)	Yes ☐ No ☐ NA ☑	17.
Project sampled in USDA Regulated Area:	Yes ☐ No ☐ NA ☑	18. List State

Client Notification/Resolution/Comments:

Person Contacted: Date:

Comments/Resolution:

Person Examining Contents: Date: 5/6/16

F-DAL-C001rev.05 090215

Pace Analytical Services, Inc.
9608 Loiret Blvd.
Lenexa, KS 66219
(913)599-5665

May 13, 2016

Wendy Stonestreet
Ramboll Environ
7500 College Blvd Ste 925
Overland Park, KS 66210

RE: Project: FORT SMITH, AR
Pace Project No.: 60218425

Dear Wendy Stonestreet:
Enclosed are the analytical results for sample(s) received by the laboratory on May 05, 2016. The results relate only to the samples included in this report. Results reported herein conform to the most current TNI standards and the laboratory's Quality Assurance Manual, where applicable, unless otherwise noted in the body of the report.

If you have any questions concerning this report, please feel free to contact me.

Sincerely,

Colleen Clyne
colleen.clyne@pacelabs.com
Project Manager

Enclosures

cc: Tamara Gleason, Ramboll Environ

This report shall not be reproduced, except in full,
without the written consent of Pace Analytical Services, Inc..

Pace Analytical Services, Inc.
9608 Loiret Blvd.
Lenexa, KS 66219
(913)599-5665

CERTIFICATIONS

Project: FORT SMITH, AR
Pace Project No.: 60218425

Kansas Certification IDs
9608 Loiret Boulevard, Lenexa, KS 66219
WY STR Certification #: 2456.01
Arkansas Certification #: 15-016-0
Illinois Certification #: 003097
Iowa Certification #: 118
Kansas/NELAP Certification #: E-10116
Louisiana Certification #: 03055
Nevada Certification #: KS000212008A
Oklahoma Certification #: 9205/9935
Texas Certification #: T104704407
Utah Certification #: KS00021
Kansas Field Laboratory Accreditation: # E-92587

This report shall not be reproduced, except in full,
without the written consent of Pace Analytical Services, Inc..

Pace Analytical Services, Inc.
9608 Loiret Blvd.
Lenexa, KS 66219
(913)599-5665

SAMPLE SUMMARY

Project: FORT SMITH, AR
Pace Project No.: 60218425

Lab ID	Sample ID	Matrix	Date Collected	Date Received
60218425001	**VP-06-201605**	Water	05/04/16 15:28	05/05/16 05:06
60218425002	**MW-174-201605**	Water	05/04/16 14:30	05/05/16 05:06
60218425003	**MW-173-201605**	Water	05/04/16 15:20	05/05/16 05:06
60218425004	**VP-05-201605**	Water	05/04/16 15:35	05/05/16 05:06

This report shall not be reproduced, except in full,
without the written consent of Pace Analytical Services, Inc..

Pace Analytical Services, Inc.
9608 Loiret Blvd.
Lenexa, KS 66219
(913)599-5665

SAMPLE ANALYTE COUNT

Project: FORT SMITH, AR
Pace Project No.: 60218425

Lab ID	Sample ID	Method	Analysts	Analytes Reported	Laboratory
60218425001	**VP-06-201605**	EPA 5030B/8260	PGH	38	PASI-K
60218425002	**MW-174-201605**	EPA 5030B/8260	PGH	38	PASI-K
60218425003	**MW-173-201605**	EPA 5030B/8260	PGH	38	PASI-K
60218425004	**VP-05-201605**	EPA 5030B/8260	PGH	38	PASI-K

This report shall not be reproduced, except in full,
without the written consent of Pace Analytical Services, Inc..

Pace Analytical Services, Inc.
9608 Loiret Blvd.
Lenexa, KS 66219
(913)599-5665

PROJECT NARRATIVE

Project: FORT SMITH, AR
Pace Project No.: 60218425

Method: **EPA 5030B/8260**
Description: 8260 MSV
Client: Ramboll Environ_AR
Date: May 13, 2016

General Information:
4 samples were analyzed for EPA 5030B/8260. All samples were received in acceptable condition with any exceptions noted below or on the chain-of custody and/or the sample condition upon receipt form (SCUR) attached at the end of this report.

Hold Time:
The samples were analyzed within the method required hold times with any exceptions noted below.

Initial Calibrations (including MS Tune as applicable):
All criteria were within method requirements with any exceptions noted below.

Continuing Calibration:
All criteria were within method requirements with any exceptions noted below.

Internal Standards:
All internal standards were within QC limits with any exceptions noted below.

Surrogates:
All surrogates were within QC limits with any exceptions noted below.

Method Blank:
All analytes were below the report limit in the method blank, where applicable, with any exceptions noted below.

Laboratory Control Spike:
All laboratory control spike compounds were within QC limits with any exceptions noted below.

Matrix Spikes:
All percent recoveries and relative percent differences (RPDs) were within acceptance criteria with any exceptions noted below.

QC Batch: MSV/75701

A matrix spike/matrix spike duplicate was not performed due to insufficient sample volume.

QC Batch: MSV/75721

A matrix spike and/or matrix spike duplicate (MS/MSD) were performed on the following sample(s): 60218544005

M1: Matrix spike recovery exceeded QC limits. Batch accepted based on laboratory control sample (LCS) recovery.

- MS (Lab ID: 1756183)
  - Styrene
- MSD (Lab ID: 1756184)
  - Styrene

Additional Comments:

This data package has been reviewed for quality and completeness and is approved for release.

This report shall not be reproduced, except in full,
without the written consent of Pace Analytical Services, Inc..

Pace Analytical Services, Inc.
9608 Loiret Blvd.
Lenexa, KS 66219
(913)599-5665

ANALYTICAL RESULTS

Project: FORT SMITH, AR
Pace Project No.: 60218425

Sample: VP-06-201605 **Lab ID: 60218425001** Collected: 05/04/16 15:28 Received: 05/05/16 05:06 Matrix: Water

Parameters	Results	Units	Report Limit	MDL	DF	Prepared	Analyzed	CAS No.	Qual
8260 MSV	Analytical Method: EPA 5030B/8260								
Acetone	**47.6**	ug/L	10.0	1.9	1		05/11/16 10:52	67-64-1	
Benzene	**0.98J**	ug/L	1.0	0.060	1		05/11/16 10:52	71-43-2	
Bromodichloromethane	ND	ug/L	1.0	0.19	1		05/11/16 10:52	75-27-4	
Bromoform	ND	ug/L	1.0	0.070	1		05/11/16 10:52	75-25-2	
Bromomethane	ND	ug/L	5.0	0.16	1		05/11/16 10:52	74-83-9	
2-Butanone (MEK)	**7.5J**	ug/L	10.0	0.59	1		05/11/16 10:52	78-93-3	
Carbon disulfide	**0.49J**	ug/L	5.0	0.12	1		05/11/16 10:52	75-15-0	
Carbon tetrachloride	ND	ug/L	1.0	0.18	1		05/11/16 10:52	56-23-5	
Chlorobenzene	ND	ug/L	1.0	0.21	1		05/11/16 10:52	108-90-7	
Chloroethane	ND	ug/L	1.0	0.15	1		05/11/16 10:52	75-00-3	
Chloroform	ND	ug/L	1.0	0.14	1		05/11/16 10:52	67-66-3	
Chloromethane	ND	ug/L	1.0	0.080	1		05/11/16 10:52	74-87-3	
Dibromochloromethane	ND	ug/L	1.0	0.21	1		05/11/16 10:52	124-48-1	
1,1-Dichloroethane	ND	ug/L	1.0	0.050	1		05/11/16 10:52	75-34-3	
1,2-Dichloroethane	ND	ug/L	1.0	0.12	1		05/11/16 10:52	107-06-2	
1,1-Dichloroethene	ND	ug/L	1.0	0.20	1		05/11/16 10:52	75-35-4	
cis-1,2-Dichloroethene	**0.17J**	ug/L	1.0	0.080	1		05/11/16 10:52	156-59-2	
trans-1,2-Dichloroethene	ND	ug/L	1.0	0.20	1		05/11/16 10:52	156-60-5	
1,2-Dichloropropane	ND	ug/L	1.0	0.16	1		05/11/16 10:52	78-87-5	
cis-1,3-Dichloropropene	ND	ug/L	1.0	0.14	1		05/11/16 10:52	10061-01-5	
trans-1,3-Dichloropropene	ND	ug/L	1.0	0.12	1		05/11/16 10:52	10061-02-6	
Ethylbenzene	ND	ug/L	1.0	0.18	1		05/11/16 10:52	100-41-4	
2-Hexanone	ND	ug/L	10.0	1.2	1		05/11/16 10:52	591-78-6	
Methylene chloride	ND	ug/L	1.0	0.15	1		05/11/16 10:52	75-09-2	
4-Methyl-2-pentanone (MIBK)	**0.74J**	ug/L	10.0	0.42	1		05/11/16 10:52	108-10-1	
Styrene	ND	ug/L	1.0	0.12	1		05/11/16 10:52	100-42-5	
1,1,2,2-Tetrachloroethane	ND	ug/L	1.0	0.15	1		05/11/16 10:52	79-34-5	
Tetrachloroethene	ND	ug/L	1.0	0.10	1		05/11/16 10:52	127-18-4	
Toluene	**0.32J**	ug/L	1.0	0.17	1		05/11/16 10:52	108-88-3	
1,1,1-Trichloroethane	ND	ug/L	1.0	0.11	1		05/11/16 10:52	71-55-6	
1,1,2-Trichloroethane	ND	ug/L	1.0	0.20	1		05/11/16 10:52	79-00-5	
Trichloroethene	**0.78J**	ug/L	1.0	0.17	1		05/11/16 10:52	79-01-6	
Vinyl chloride	ND	ug/L	1.0	0.13	1		05/11/16 10:52	75-01-4	
Xylene (Total)	ND	ug/L	3.0	0.42	1		05/11/16 10:52	1330-20-7	
Surrogates									
4-Bromofluorobenzene (S)	98	%	77-130		1		05/11/16 10:52	460-00-4	
1,2-Dichloroethane-d4 (S)	98	%	81-127		1		05/11/16 10:52	17060-07-0	
Toluene-d8 (S)	102	%	80-120		1		05/11/16 10:52	2037-26-5	
Preservation pH	**1.0**		0.10	0.10	1		05/11/16 10:52		

REPORT OF LABORATORY ANALYSIS

This report shall not be reproduced, except in full,
without the written consent of Pace Analytical Services, Inc..

Pace Analytical Services, Inc.
9608 Loiret Blvd.
Lenexa, KS 66219
(913)599-5665

ANALYTICAL RESULTS

Project: FORT SMITH, AR
Pace Project No.: 60218425

Sample: MW-174-201605 **Lab ID: 60218425002** Collected: 05/04/16 14:30 Received: 05/05/16 05:06 Matrix: Water

Parameters	Results	Units	Report Limit	MDL	DF	Prepared	Analyzed	CAS No.	Qual
8260 MSV	Analytical Method: EPA 5030B/8260								
Acetone	ND	ug/L	10.0	1.9	1		05/11/16 11:06	67-64-1	
Benzene	**0.32J**	ug/L	1.0	0.060	1		05/11/16 11:06	71-43-2	
Bromodichloromethane	ND	ug/L	1.0	0.19	1		05/11/16 11:06	75-27-4	
Bromoform	ND	ug/L	1.0	0.070	1		05/11/16 11:06	75-25-2	
Bromomethane	ND	ug/L	5.0	0.16	1		05/11/16 11:06	74-83-9	
2-Butanone (MEK)	ND	ug/L	10.0	0.59	1		05/11/16 11:06	78-93-3	
Carbon disulfide	**0.22J**	ug/L	5.0	0.12	1		05/11/16 11:06	75-15-0	
Carbon tetrachloride	ND	ug/L	1.0	0.18	1		05/11/16 11:06	56-23-5	
Chlorobenzene	ND	ug/L	1.0	0.21	1		05/11/16 11:06	108-90-7	
Chloroethane	ND	ug/L	1.0	0.15	1		05/11/16 11:06	75-00-3	
Chloroform	ND	ug/L	1.0	0.14	1		05/11/16 11:06	67-66-3	
Chloromethane	ND	ug/L	1.0	0.080	1		05/11/16 11:06	74-87-3	
Dibromochloromethane	ND	ug/L	1.0	0.21	1		05/11/16 11:06	124-48-1	
1,1-Dichloroethane	ND	ug/L	1.0	0.050	1		05/11/16 11:06	75-34-3	
1,2-Dichloroethane	ND	ug/L	1.0	0.12	1		05/11/16 11:06	107-06-2	
1,1-Dichloroethene	ND	ug/L	1.0	0.20	1		05/11/16 11:06	75-35-4	
cis-1,2-Dichloroethene	ND	ug/L	1.0	0.080	1		05/11/16 11:06	156-59-2	
trans-1,2-Dichloroethene	ND	ug/L	1.0	0.20	1		05/11/16 11:06	156-60-5	
1,2-Dichloropropane	ND	ug/L	1.0	0.16	1		05/11/16 11:06	78-87-5	
cis-1,3-Dichloropropene	ND	ug/L	1.0	0.14	1		05/11/16 11:06	10061-01-5	
trans-1,3-Dichloropropene	ND	ug/L	1.0	0.12	1		05/11/16 11:06	10061-02-6	
Ethylbenzene	ND	ug/L	1.0	0.18	1		05/11/16 11:06	100-41-4	
2-Hexanone	ND	ug/L	10.0	1.2	1		05/11/16 11:06	591-78-6	
Methylene chloride	ND	ug/L	1.0	0.15	1		05/11/16 11:06	75-09-2	
4-Methyl-2-pentanone (MIBK)	ND	ug/L	10.0	0.42	1		05/11/16 11:06	108-10-1	
Styrene	ND	ug/L	1.0	0.12	1		05/11/16 11:06	100-42-5	
1,1,2,2-Tetrachloroethane	ND	ug/L	1.0	0.15	1		05/11/16 11:06	79-34-5	
Tetrachloroethene	ND	ug/L	1.0	0.10	1		05/11/16 11:06	127-18-4	
Toluene	ND	ug/L	1.0	0.17	1		05/11/16 11:06	108-88-3	
1,1,1-Trichloroethane	ND	ug/L	1.0	0.11	1		05/11/16 11:06	71-55-6	
1,1,2-Trichloroethane	ND	ug/L	1.0	0.20	1		05/11/16 11:06	79-00-5	
Trichloroethene	ND	ug/L	1.0	0.17	1		05/11/16 11:06	79-01-6	
Vinyl chloride	ND	ug/L	1.0	0.13	1		05/11/16 11:06	75-01-4	
Xylene (Total)	ND	ug/L	3.0	0.42	1		05/11/16 11:06	1330-20-7	
Surrogates									
4-Bromofluorobenzene (S)	100	%	77-130		1		05/11/16 11:06	460-00-4	
1,2-Dichloroethane-d4 (S)	95	%	81-127		1		05/11/16 11:06	17060-07-0	
Toluene-d8 (S)	101	%	80-120		1		05/11/16 11:06	2037-26-5	
Preservation pH	**1.0**		0.10	0.10	1		05/11/16 11:06		

REPORT OF LABORATORY ANALYSIS

This report shall not be reproduced, except in full,
without the written consent of Pace Analytical Services, Inc..

Pace Analytical Services, Inc.
9608 Loiret Blvd.
Lenexa, KS 66219
(913)599-5665

ANALYTICAL RESULTS

Project: FORT SMITH, AR
Pace Project No.: 60218425

Sample: MW-173-201605 **Lab ID: 60218425003** Collected: 05/04/16 15:20 Received: 05/05/16 05:06 Matrix: Water

Parameters	Results	Units	Report Limit	MDL	DF	Prepared	Analyzed	CAS No.	Qual
8260 MSV	Analytical Method: EPA 5030B/8260								
Acetone	**22.7**	ug/L	10.0	1.9	1		05/11/16 11:20	67-64-1	
Benzene	**0.34J**	ug/L	1.0	0.060	1		05/11/16 11:20	71-43-2	
Bromodichloromethane	ND	ug/L	1.0	0.19	1		05/11/16 11:20	75-27-4	
Bromoform	ND	ug/L	1.0	0.070	1		05/11/16 11:20	75-25-2	
Bromomethane	ND	ug/L	5.0	0.16	1		05/11/16 11:20	74-83-9	
2-Butanone (MEK)	**3.9J**	ug/L	10.0	0.59	1		05/11/16 11:20	78-93-3	
Carbon disulfide	**1.3J**	ug/L	5.0	0.12	1		05/11/16 11:20	75-15-0	
Carbon tetrachloride	ND	ug/L	1.0	0.18	1		05/11/16 11:20	56-23-5	
Chlorobenzene	ND	ug/L	1.0	0.21	1		05/11/16 11:20	108-90-7	
Chloroethane	ND	ug/L	1.0	0.15	1		05/11/16 11:20	75-00-3	
Chloroform	ND	ug/L	1.0	0.14	1		05/11/16 11:20	67-66-3	
Chloromethane	ND	ug/L	1.0	0.080	1		05/11/16 11:20	74-87-3	
Dibromochloromethane	ND	ug/L	1.0	0.21	1		05/11/16 11:20	124-48-1	
1,1-Dichloroethane	ND	ug/L	1.0	0.050	1		05/11/16 11:20	75-34-3	
1,2-Dichloroethane	ND	ug/L	1.0	0.12	1		05/11/16 11:20	107-06-2	
1,1-Dichloroethene	ND	ug/L	1.0	0.20	1		05/11/16 11:20	75-35-4	
cis-1,2-Dichloroethene	ND	ug/L	1.0	0.080	1		05/11/16 11:20	156-59-2	
trans-1,2-Dichloroethene	ND	ug/L	1.0	0.20	1		05/11/16 11:20	156-60-5	
1,2-Dichloropropane	ND	ug/L	1.0	0.16	1		05/11/16 11:20	78-87-5	
cis-1,3-Dichloropropene	ND	ug/L	1.0	0.14	1		05/11/16 11:20	10061-01-5	
trans-1,3-Dichloropropene	ND	ug/L	1.0	0.12	1		05/11/16 11:20	10061-02-6	
Ethylbenzene	ND	ug/L	1.0	0.18	1		05/11/16 11:20	100-41-4	
2-Hexanone	ND	ug/L	10.0	1.2	1		05/11/16 11:20	591-78-6	
Methylene chloride	ND	ug/L	1.0	0.15	1		05/11/16 11:20	75-09-2	
4-Methyl-2-pentanone (MIBK)	**0.49J**	ug/L	10.0	0.42	1		05/11/16 11:20	108-10-1	
Styrene	ND	ug/L	1.0	0.12	1		05/11/16 11:20	100-42-5	
1,1,2,2-Tetrachloroethane	ND	ug/L	1.0	0.15	1		05/11/16 11:20	79-34-5	
Tetrachloroethene	ND	ug/L	1.0	0.10	1		05/11/16 11:20	127-18-4	
Toluene	ND	ug/L	1.0	0.17	1		05/11/16 11:20	108-88-3	
1,1,1-Trichloroethane	ND	ug/L	1.0	0.11	1		05/11/16 11:20	71-55-6	
1,1,2-Trichloroethane	ND	ug/L	1.0	0.20	1		05/11/16 11:20	79-00-5	
Trichloroethene	ND	ug/L	1.0	0.17	1		05/11/16 11:20	79-01-6	
Vinyl chloride	ND	ug/L	1.0	0.13	1		05/11/16 11:20	75-01-4	
Xylene (Total)	ND	ug/L	3.0	0.42	1		05/11/16 11:20	1330-20-7	
Surrogates									
4-Bromofluorobenzene (S)	100	%	77-130		1		05/11/16 11:20	460-00-4	
1,2-Dichloroethane-d4 (S)	96	%	81-127		1		05/11/16 11:20	17060-07-0	
Toluene-d8 (S)	102	%	80-120		1		05/11/16 11:20	2037-26-5	
Preservation pH	**1.0**		0.10	0.10	1		05/11/16 11:20		

REPORT OF LABORATORY ANALYSIS

This report shall not be reproduced, except in full,
without the written consent of Pace Analytical Services, Inc..

Pace Analytical Services, Inc.
9608 Loiret Blvd.
Lenexa, KS 66219
(913)599-5665

ANALYTICAL RESULTS

Project: FORT SMITH, AR
Pace Project No.: 60218425

Sample: VP-05-201605 **Lab ID: 60218425004** Collected: 05/04/16 15:35 Received: 05/05/16 05:06 Matrix: Water

Parameters	Results	Units	Report Limit	MDL	DF	Prepared	Analyzed	CAS No.	Qual
8260 MSV	Analytical Method: EPA 5030B/8260								
Acetone	**141**	ug/L	10.0	1.9	1		05/11/16 21:10	67-64-1	
Benzene	**0.85J**	ug/L	1.0	0.060	1		05/11/16 21:10	71-43-2	
Bromodichloromethane	ND	ug/L	1.0	0.19	1		05/11/16 21:10	75-27-4	
Bromoform	**0.79J**	ug/L	1.0	0.070	1		05/11/16 21:10	75-25-2	
Bromomethane	**2.1J**	ug/L	5.0	0.16	1		05/11/16 21:10	74-83-9	
2-Butanone (MEK)	**24.9**	ug/L	10.0	0.59	1		05/11/16 21:10	78-93-3	
Carbon disulfide	**0.30J**	ug/L	5.0	0.12	1		05/11/16 21:10	75-15-0	
Carbon tetrachloride	ND	ug/L	1.0	0.18	1		05/11/16 21:10	56-23-5	
Chlorobenzene	ND	ug/L	1.0	0.21	1		05/11/16 21:10	108-90-7	
Chloroethane	ND	ug/L	1.0	0.15	1		05/11/16 21:10	75-00-3	
Chloroform	**0.39J**	ug/L	1.0	0.14	1		05/11/16 21:10	67-66-3	
Chloromethane	ND	ug/L	1.0	0.080	1		05/11/16 21:10	74-87-3	
Dibromochloromethane	ND	ug/L	1.0	0.21	1		05/11/16 21:10	124-48-1	
1,1-Dichloroethane	ND	ug/L	1.0	0.050	1		05/11/16 21:10	75-34-3	
1,2-Dichloroethane	ND	ug/L	1.0	0.12	1		05/11/16 21:10	107-06-2	
1,1-Dichloroethene	ND	ug/L	1.0	0.20	1		05/11/16 21:10	75-35-4	
cis-1,2-Dichloroethene	ND	ug/L	1.0	0.080	1		05/11/16 21:10	156-59-2	
trans-1,2-Dichloroethene	ND	ug/L	1.0	0.20	1		05/11/16 21:10	156-60-5	
1,2-Dichloropropane	ND	ug/L	1.0	0.16	1		05/11/16 21:10	78-87-5	
cis-1,3-Dichloropropene	ND	ug/L	1.0	0.14	1		05/11/16 21:10	10061-01-5	
trans-1,3-Dichloropropene	ND	ug/L	1.0	0.12	1		05/11/16 21:10	10061-02-6	
Ethylbenzene	ND	ug/L	1.0	0.18	1		05/11/16 21:10	100-41-4	
2-Hexanone	**10.1**	ug/L	10.0	1.2	1		05/11/16 21:10	591-78-6	
Methylene chloride	**0.57J**	ug/L	1.0	0.15	1		05/11/16 21:10	75-09-2	
4-Methyl-2-pentanone (MIBK)	**2.4J**	ug/L	10.0	0.42	1		05/11/16 21:10	108-10-1	
Styrene	ND	ug/L	1.0	0.12	1		05/11/16 21:10	100-42-5	
1,1,2,2-Tetrachloroethane	ND	ug/L	1.0	0.15	1		05/11/16 21:10	79-34-5	
Tetrachloroethene	ND	ug/L	1.0	0.10	1		05/11/16 21:10	127-18-4	
Toluene	**0.35J**	ug/L	1.0	0.17	1		05/11/16 21:10	108-88-3	
1,1,1-Trichloroethane	ND	ug/L	1.0	0.11	1		05/11/16 21:10	71-55-6	
1,1,2-Trichloroethane	ND	ug/L	1.0	0.20	1		05/11/16 21:10	79-00-5	
Trichloroethene	**0.66J**	ug/L	1.0	0.17	1		05/11/16 21:10	79-01-6	
Vinyl chloride	ND	ug/L	1.0	0.13	1		05/11/16 21:10	75-01-4	
Xylene (Total)	ND	ug/L	3.0	0.42	1		05/11/16 21:10	1330-20-7	
Surrogates									
4-Bromofluorobenzene (S)	102	%	77-130		1		05/11/16 21:10	460-00-4	
1,2-Dichloroethane-d4 (S)	100	%	81-127		1		05/11/16 21:10	17060-07-0	
Toluene-d8 (S)	102	%	80-120		1		05/11/16 21:10	2037-26-5	
Preservation pH	**1.0**		0.10	0.10	1		05/11/16 21:10		

REPORT OF LABORATORY ANALYSIS

This report shall not be reproduced, except in full,
without the written consent of Pace Analytical Services, Inc..

Pace Analytical Services, Inc.
9608 Loiret Blvd.
Lenexa, KS 66219
(913)599-5665

QUALITY CONTROL DATA

Project: FORT SMITH, AR
Pace Project No.: 60218425

QC Batch: MSV/75701 Analysis Method: EPA 5030B/8260
QC Batch Method: EPA 5030B/8260 Analysis Description: 8260 MSV Water 10 mL Purge
Associated Lab Samples: 60218425001, 60218425002, 60218425003

METHOD BLANK: 1755748 Matrix: Water
Associated Lab Samples: 60218425001, 60218425002, 60218425003

Parameter	Units	Blank Result	Reporting Limit	MDL	Analyzed	Qualifiers
1,1,1-Trichloroethane	ug/L	ND	1.0	0.11	05/11/16 08:14	
1,1,2,2-Tetrachloroethane	ug/L	ND	1.0	0.15	05/11/16 08:14	
1,1,2-Trichloroethane	ug/L	ND	1.0	0.20	05/11/16 08:14	
1,1-Dichloroethane	ug/L	ND	1.0	0.050	05/11/16 08:14	
1,1-Dichloroethene	ug/L	ND	1.0	0.20	05/11/16 08:14	
1,2-Dichloroethane	ug/L	ND	1.0	0.12	05/11/16 08:14	
1,2-Dichloropropane	ug/L	ND	1.0	0.16	05/11/16 08:14	
2-Butanone (MEK)	ug/L	ND	10.0	0.59	05/11/16 08:14	
2-Hexanone	ug/L	ND	10.0	1.2	05/11/16 08:14	
4-Methyl-2-pentanone (MIBK)	ug/L	ND	10.0	0.42	05/11/16 08:14	
Acetone	ug/L	ND	10.0	1.9	05/11/16 08:14	
Benzene	ug/L	ND	1.0	0.060	05/11/16 08:14	
Bromodichloromethane	ug/L	ND	1.0	0.19	05/11/16 08:14	
Bromoform	ug/L	ND	1.0	0.070	05/11/16 08:14	
Bromomethane	ug/L	ND	5.0	0.16	05/11/16 08:14	
Carbon disulfide	ug/L	ND	5.0	0.12	05/11/16 08:14	
Carbon tetrachloride	ug/L	ND	1.0	0.18	05/11/16 08:14	
Chlorobenzene	ug/L	ND	1.0	0.21	05/11/16 08:14	
Chloroethane	ug/L	ND	1.0	0.15	05/11/16 08:14	
Chloroform	ug/L	ND	1.0	0.14	05/11/16 08:14	
Chloromethane	ug/L	ND	1.0	0.080	05/11/16 08:14	
cis-1,2-Dichloroethene	ug/L	ND	1.0	0.080	05/11/16 08:14	
cis-1,3-Dichloropropene	ug/L	ND	1.0	0.14	05/11/16 08:14	
Dibromochloromethane	ug/L	ND	1.0	0.21	05/11/16 08:14	
Ethylbenzene	ug/L	ND	1.0	0.18	05/11/16 08:14	
Methylene chloride	ug/L	ND	1.0	0.15	05/11/16 08:14	
Styrene	ug/L	ND	1.0	0.12	05/11/16 08:14	
Tetrachloroethene	ug/L	ND	1.0	0.10	05/11/16 08:14	
Toluene	ug/L	ND	1.0	0.17	05/11/16 08:14	
trans-1,2-Dichloroethene	ug/L	ND	1.0	0.20	05/11/16 08:14	
trans-1,3-Dichloropropene	ug/L	ND	1.0	0.12	05/11/16 08:14	
Trichloroethene	ug/L	ND	1.0	0.17	05/11/16 08:14	
Vinyl chloride	ug/L	ND	1.0	0.13	05/11/16 08:14	
Xylene (Total)	ug/L	ND	3.0	0.42	05/11/16 08:14	
1,2-Dichloroethane-d4 (S)	%	104	81-127		05/11/16 08:14	
4-Bromofluorobenzene (S)	%	101	77-130		05/11/16 08:14	
Toluene-d8 (S)	%	103	80-120		05/11/16 08:14	

Results presented on this page are in the units indicated by the "Units" column except where an alternate unit is presented to the right of the result.

REPORT OF LABORATORY ANALYSIS

This report shall not be reproduced, except in full,
without the written consent of Pace Analytical Services, Inc..

Pace Analytical Services, Inc.
9608 Loiret Blvd.
Lenexa, KS 66219
(913)599-5665

QUALITY CONTROL DATA

Project: FORT SMITH, AR
Pace Project No.: 60218425

LABORATORY CONTROL SAMPLE: 1755749

Parameter	Units	Spike Conc.	LCS Result	LCS % Rec	% Rec Limits	Qualifiers
1,1,1-Trichloroethane	ug/L	20	18.2	91	81-116	
1,1,2,2-Tetrachloroethane	ug/L	20	21.1	106	72-117	
1,1,2-Trichloroethane	ug/L	20	18.3	91	79-108	
1,1-Dichloroethane	ug/L	20	18.9	95	83-117	
1,1-Dichloroethene	ug/L	20	17.7	88	74-114	
1,2-Dichloroethane	ug/L	20	19.2	96	72-116	
1,2-Dichloropropane	ug/L	20	18.9	94	80-120	
2-Butanone (MEK)	ug/L	100	99.6	100	67-129	
2-Hexanone	ug/L	100	98.7	99	70-128	
4-Methyl-2-pentanone (MIBK)	ug/L	100	97.9	98	80-120	
Acetone	ug/L	100	104	104	56-142	
Benzene	ug/L	20	18.4	92	79-116	
Bromodichloromethane	ug/L	20	18.6	93	80-120	
Bromoform	ug/L	20	19.0	95	73-114	
Bromomethane	ug/L	20	21.6	108	49-153	
Carbon disulfide	ug/L	20	17.8	89	82-121	
Carbon tetrachloride	ug/L	20	17.5	87	80-116	
Chlorobenzene	ug/L	20	19.2	96	80-120	
Chloroethane	ug/L	20	17.6	88	67-124	
Chloroform	ug/L	20	18.5	93	79-120	
Chloromethane	ug/L	20	13.1	65	10-192	
cis-1,2-Dichloroethene	ug/L	20	18.7	94	80-120	
cis-1,3-Dichloropropene	ug/L	20	18.5	92	80-120	
Dibromochloromethane	ug/L	20	18.3	91	80-120	
Ethylbenzene	ug/L	20	19.1	96	80-120	
Methylene chloride	ug/L	20	19.2	96	80-120	
Styrene	ug/L	20	19.7	98	80-120	
Tetrachloroethene	ug/L	20	18.5	93	80-120	
Toluene	ug/L	20	19.1	96	80-120	
trans-1,2-Dichloroethene	ug/L	20	17.9	89	78-108	
trans-1,3-Dichloropropene	ug/L	20	19.7	98	85-120	
Trichloroethene	ug/L	20	18.0	90	76-114	
Vinyl chloride	ug/L	20	16.8	84	69-129	
Xylene (Total)	ug/L	60	56.9	95	80-120	
1,2-Dichloroethane-d4 (S)	%			103	81-127	
4-Bromofluorobenzene (S)	%			100	77-130	
Toluene-d8 (S)	%			102	80-120	

Results presented on this page are in the units indicated by the "Units" column except where an alternate unit is presented to the right of the result.

REPORT OF LABORATORY ANALYSIS

This report shall not be reproduced, except in full,
without the written consent of Pace Analytical Services, Inc..

Pace Analytical Services, Inc.
9608 Loiret Blvd.
Lenexa, KS 66219
(913)599-5665

QUALITY CONTROL DATA

Project: FORT SMITH, AR
Pace Project No.: 60218425

QC Batch: MSV/75721
QC Batch Method: EPA 5030B/8260
Analysis Method: EPA 5030B/8260
Analysis Description: 8260 MSV Water 10 mL Purge
Associated Lab Samples: 60218425004

METHOD BLANK: 1756181
Matrix: Water
Associated Lab Samples: 60218425004

Parameter	Units	Blank Result	Reporting Limit	MDL	Analyzed	Qualifiers
1,1,1-Trichloroethane	ug/L	ND	1.0	0.11	05/11/16 20:12	
1,1,2,2-Tetrachloroethane	ug/L	ND	1.0	0.15	05/11/16 20:12	
1,1,2-Trichloroethane	ug/L	ND	1.0	0.20	05/11/16 20:12	
1,1-Dichloroethane	ug/L	ND	1.0	0.050	05/11/16 20:12	
1,1-Dichloroethene	ug/L	ND	1.0	0.20	05/11/16 20:12	
1,2-Dichloroethane	ug/L	ND	1.0	0.12	05/11/16 20:12	
1,2-Dichloropropane	ug/L	ND	1.0	0.16	05/11/16 20:12	
2-Butanone (MEK)	ug/L	ND	10.0	0.59	05/11/16 20:12	
2-Hexanone	ug/L	ND	10.0	1.2	05/11/16 20:12	
4-Methyl-2-pentanone (MIBK)	ug/L	ND	10.0	0.42	05/11/16 20:12	
Acetone	ug/L	ND	10.0	1.9	05/11/16 20:12	
Benzene	ug/L	ND	1.0	0.060	05/11/16 20:12	
Bromodichloromethane	ug/L	ND	1.0	0.19	05/11/16 20:12	
Bromoform	ug/L	ND	1.0	0.070	05/11/16 20:12	
Bromomethane	ug/L	ND	5.0	0.16	05/11/16 20:12	
Carbon disulfide	ug/L	ND	5.0	0.12	05/11/16 20:12	
Carbon tetrachloride	ug/L	ND	1.0	0.18	05/11/16 20:12	
Chlorobenzene	ug/L	ND	1.0	0.21	05/11/16 20:12	
Chloroethane	ug/L	ND	1.0	0.15	05/11/16 20:12	
Chloroform	ug/L	ND	1.0	0.14	05/11/16 20:12	
Chloromethane	ug/L	ND	1.0	0.080	05/11/16 20:12	
cis-1,2-Dichloroethene	ug/L	ND	1.0	0.080	05/11/16 20:12	
cis-1,3-Dichloropropene	ug/L	ND	1.0	0.14	05/11/16 20:12	
Dibromochloromethane	ug/L	ND	1.0	0.21	05/11/16 20:12	
Ethylbenzene	ug/L	ND	1.0	0.18	05/11/16 20:12	
Methylene chloride	ug/L	ND	1.0	0.15	05/11/16 20:12	
Styrene	ug/L	ND	1.0	0.12	05/11/16 20:12	
Tetrachloroethene	ug/L	ND	1.0	0.10	05/11/16 20:12	
Toluene	ug/L	ND	1.0	0.17	05/11/16 20:12	
trans-1,2-Dichloroethene	ug/L	ND	1.0	0.20	05/11/16 20:12	
trans-1,3-Dichloropropene	ug/L	ND	1.0	0.12	05/11/16 20:12	
Trichloroethene	ug/L	ND	1.0	0.17	05/11/16 20:12	
Vinyl chloride	ug/L	ND	1.0	0.13	05/11/16 20:12	
Xylene (Total)	ug/L	ND	3.0	0.42	05/11/16 20:12	
1,2-Dichloroethane-d4 (S)	%	97	81-127		05/11/16 20:12	
4-Bromofluorobenzene (S)	%	98	77-130		05/11/16 20:12	
Toluene-d8 (S)	%	106	80-120		05/11/16 20:12	

Results presented on this page are in the units indicated by the "Units" column except where an alternate unit is presented to the right of the result.

REPORT OF LABORATORY ANALYSIS

This report shall not be reproduced, except in full,
without the written consent of Pace Analytical Services, Inc..

Pace Analytical Services, Inc.
9608 Loiret Blvd.
Lenexa, KS 66219
(913)599-5665

QUALITY CONTROL DATA

Project: FORT SMITH, AR
Pace Project No.: 60218425

LABORATORY CONTROL SAMPLE: 1756182

Parameter	Units	Spike Conc.	LCS Result	LCS % Rec	% Rec Limits	Qualifiers
1,1,1-Trichloroethane	ug/L	20	16.9	84	81-116	
1,1,2,2-Tetrachloroethane	ug/L	20	18.6	93	72-117	
1,1,2-Trichloroethane	ug/L	20	17.3	87	79-108	
1,1-Dichloroethane	ug/L	20	17.4	87	83-117	
1,1-Dichloroethene	ug/L	20	16.9	85	74-114	
1,2-Dichloroethane	ug/L	20	17.6	88	72-116	
1,2-Dichloropropane	ug/L	20	18.1	90	80-120	
2-Butanone (MEK)	ug/L	100	81.1	81	67-129	
2-Hexanone	ug/L	100	91.5	92	70-128	
4-Methyl-2-pentanone (MIBK)	ug/L	100	88.5	88	80-120	
Acetone	ug/L	100	92.4	92	56-142	
Benzene	ug/L	20	18.3	92	79-116	
Bromodichloromethane	ug/L	20	17.5	87	80-120	
Bromoform	ug/L	20	17.5	88	73-114	
Bromomethane	ug/L	20	18.1	90	49-153	
Carbon disulfide	ug/L	20	17.2	86	82-121	
Carbon tetrachloride	ug/L	20	16.8	84	80-116	
Chlorobenzene	ug/L	20	19.0	95	80-120	
Chloroethane	ug/L	20	17.4	87	67-124	
Chloroform	ug/L	20	16.7	83	79-120	
Chloromethane	ug/L	20	22.9	115	10-192	
cis-1,2-Dichloroethene	ug/L	20	16.1	80	80-120	
cis-1,3-Dichloropropene	ug/L	20	17.0	85	80-120	
Dibromochloromethane	ug/L	20	17.4	87	80-120	
Ethylbenzene	ug/L	20	19.5	97	80-120	
Methylene chloride	ug/L	20	18.1	90	80-120	
Styrene	ug/L	20	19.8	99	80-120	
Tetrachloroethene	ug/L	20	18.9	95	80-120	
Toluene	ug/L	20	18.9	94	80-120	
trans-1,2-Dichloroethene	ug/L	20	16.3	82	78-108	
trans-1,3-Dichloropropene	ug/L	20	18.8	94	85-120	
Trichloroethene	ug/L	20	18.4	92	76-114	
Vinyl chloride	ug/L	20	16.5	83	69-129	
Xylene (Total)	ug/L	60	57.5	96	80-120	
1,2-Dichloroethane-d4 (S)	%			93	81-127	
4-Bromofluorobenzene (S)	%			98	77-130	
Toluene-d8 (S)	%			101	80-120	

MATRIX SPIKE & MATRIX SPIKE DUPLICATE: 1756183 1756184

Parameter	Units	60218544005 Result	MS Spike Conc.	MSD Spike Conc.	MS Result	MSD Result	MS % Rec	MSD % Rec	% Rec Limits	RPD	Max RPD	Qual
1,1,1-Trichloroethane	ug/L	ND	20	20	18.5	19.7	92	99	70-135	7	12	
1,1,2,2-Tetrachloroethane	ug/L	ND	20	20	19.0	19.9	95	99	54-136	4	15	
1,1,2-Trichloroethane	ug/L	ND	20	20	16.9	17.9	85	89	70-113	5	15	

Results presented on this page are in the units indicated by the "Units" column except where an alternate unit is presented to the right of the result.

REPORT OF LABORATORY ANALYSIS

This report shall not be reproduced, except in full,
without the written consent of Pace Analytical Services, Inc..

Pace Analytical Services, Inc.
9608 Loiret Blvd.
Lenexa, KS 66219
(913)599-5665

QUALITY CONTROL DATA

Project: FORT SMITH, AR
Pace Project No.: 60218425

MATRIX SPIKE & MATRIX SPIKE DUPLICATE: 1756183 1756184

Parameter	Units	60218544005 Result	MS Spike Conc.	MSD Spike Conc.	MS Result	MSD Result	MS % Rec	MSD % Rec	% Rec Limits	RPD	Max RPD	Qual
1,1-Dichloroethane	ug/L	4.0	20	20	22.5	24.2	93	101	80-122	7	13	
1,1-Dichloroethene	ug/L	0.59J	20	20	18.6	18.5	90	90	73-118	1	14	
1,2-Dichloroethane	ug/L	ND	20	20	18.2	18.8	91	94	54-137	3	41	
1,2-Dichloropropane	ug/L	ND	20	20	18.2	18.5	91	93	77-116	2	12	
2-Butanone (MEK)	ug/L	ND	100	100	76.2	80.9	76	81	30-127	6	18	
2-Hexanone	ug/L	ND	100	100	81.6	85.0	82	85	44-124	4	18	
4-Methyl-2-pentanone (MIBK)	ug/L	ND	100	100	84.1	83.7	84	84	70-124	1	15	
Acetone	ug/L	ND	100	100	80.4	82.9	80	83	10-132	3	20	
Benzene	ug/L	ND	20	20	18.9	18.7	94	93	37-151	1	40	
Bromodichloromethane	ug/L	ND	20	20	17.1	18.5	85	93	76-118	8	11	
Bromoform	ug/L	ND	20	20	16.7	18.1	83	91	64-113	8	15	
Bromomethane	ug/L	ND	20	20	19.4	22.4	97	112	41-154	15	43	
Carbon disulfide	ug/L	ND	20	20	19.4	18.9	97	95	80-139	2	17	
Carbon tetrachloride	ug/L	ND	20	20	18.4	18.7	92	93	75-127	2	13	
Chlorobenzene	ug/L	ND	20	20	19.6	19.1	98	96	79-113	2	13	
Chloroethane	ug/L	ND	20	20	18.6	18.7	93	93	53-154	0	20	
Chloroform	ug/L	ND	20	20	17.5	18.7	87	93	74-115	7	12	
Chloromethane	ug/L	ND	20	20	25.1	14.3	125	71	33-169	55	72	
cis-1,2-Dichloroethene	ug/L	5.3	20	20	23.6	24.9	91	98	58-139	5	40	
cis-1,3-Dichloropropene	ug/L	ND	20	20	16.5	16.8	82	84	70-120	2	14	
Dibromochloromethane	ug/L	ND	20	20	17.8	18.7	89	93	77-114	5	13	
Ethylbenzene	ug/L	ND	20	20	19.2	19.1	96	96	29-151	1	45	
Methylene chloride	ug/L	ND	20	20	18.7	18.6	94	93	76-120	1	13	
Styrene	ug/L	ND	20	20	0.60J	0.53J	3	3	66-127		15	M1
Tetrachloroethene	ug/L	ND	20	20	18.9	19.6	95	98	77-118	4	14	
Toluene	ug/L	ND	20	20	19.8	19.7	99	99	37-147	0	43	
trans-1,2-Dichloroethene	ug/L	ND	20	20	17.7	18.9	88	94	69-125	6	16	
trans-1,3-Dichloropropene	ug/L	ND	20	20	17.4	18.3	87	92	71-118	5	13	
Trichloroethene	ug/L	4.4	20	20	21.5	21.6	86	86	71-116	0	14	
Vinyl chloride	ug/L	0.22J	20	20	19.2	18.8	95	93	65-142	2	22	
Xylene (Total)	ug/L	ND	60	60	58.0	58.0	97	97	27-156	0	46	
1,2-Dichloroethane-d4 (S)	%						97	106	81-127			
4-Bromofluorobenzene (S)	%						102	104	77-130			
Toluene-d8 (S)	%						100	103	80-120			
Preservation pH		1.0			1.0	1.0				0		

Results presented on this page are in the units indicated by the "Units" column except where an alternate unit is presented to the right of the result.

REPORT OF LABORATORY ANALYSIS

This report shall not be reproduced, except in full,
without the written consent of Pace Analytical Services, Inc..

Pace Analytical Services, Inc.
9608 Loiret Blvd.
Lenexa, KS 66219
(913)599-5665

QUALIFIERS

Project: FORT SMITH, AR
Pace Project No.: 60218425

DEFINITIONS

DF - Dilution Factor, if reported, represents the factor applied to the reported data due to dilution of the sample aliquot.

ND - Not Detected at or above adjusted reporting limit.

J - Estimated concentration above the adjusted method detection limit and below the adjusted reporting limit.

MDL - Adjusted Method Detection Limit.

PQL - Practical Quantitation Limit.

RL - Reporting Limit.

S - Surrogate

1,2-Diphenylhydrazine decomposes to and cannot be separated from Azobenzene using Method 8270. The result for each analyte is a combined concentration.

Consistent with EPA guidelines, unrounded data are displayed and have been used to calculate % recovery and RPD values.

LCS(D) - Laboratory Control Sample (Duplicate)

MS(D) - Matrix Spike (Duplicate)

DUP - Sample Duplicate

RPD - Relative Percent Difference

NC - Not Calculable.

SG - Silica Gel - Clean-Up

U - Indicates the compound was analyzed for, but not detected.

N-Nitrosodiphenylamine decomposes and cannot be separated from Diphenylamine using Method 8270. The result reported for each analyte is a combined concentration.

Pace Analytical is TNI accredited. Contact your Pace PM for the current list of accredited analytes.

TNI - The NELAC Institute.

LABORATORIES

PASI-K Pace Analytical Services - Kansas City

BATCH QUALIFIERS

Batch: MSV/75701

[M5] A matrix spike/matrix spike duplicate was not performed for this batch due to insufficient sample volume.

ANALYTE QUALIFIERS

M1 Matrix spike recovery exceeded QC limits. Batch accepted based on laboratory control sample (LCS) recovery.

This report shall not be reproduced, except in full,
without the written consent of Pace Analytical Services, Inc..

Pace Analytical Services, Inc.
9608 Loiret Blvd.
Lenexa, KS 66219
(913)599-5665

QUALITY CONTROL DATA CROSS REFERENCE TABLE

Project: FORT SMITH, AR
Pace Project No.: 60218425

Lab ID	Sample ID	QC Batch Method	QC Batch	Analytical Method	Analytical Batch
60218425001	**VP-06-201605**	EPA 5030B/8260	MSV/75701		
60218425002	**MW-174-201605**	EPA 5030B/8260	MSV/75701		
60218425003	**MW-173-201605**	EPA 5030B/8260	MSV/75701		
60218425004	**VP-05-201605**	EPA 5030B/8260	MSV/75721		

This report shall not be reproduced, except in full,
without the written consent of Pace Analytical Services, Inc..

Pace Analytical
www.pacelabs.com

Sample Condition Upon Receipt

WO# : 60218425

60218425

Client Name: Environ

Optional
Proj Due Date:
Proj Name:

Courier: FedEx ☐ UPS ☐ VIA ☑ Clay ☐ PEX ☐ ECI ☐ Pace ☐ Other ☐ Client ☐

Tracking #: _____ Pace Shipping Label Used? Yes ☐ No ☐

Custody Seal on Cooler/Box Present: Yes ☑ No ☐ Seals intact: Yes ☑ No ☐

Packing Material: Bubble Wrap ☐ Bubble Bags ☐ Foam ☑ None ☐ Other ☐

Thermometer Used: CF +1.0 T-239 / CF -0.0 T-262 **Type of Ice:** (Wet) Blue None (circle one) ☐ Samples received on ice, cooling process has begun.

Cooler Temperature: 2.9

Date and initials of person examining contents: 5/5/16

Temperature should be above freezing to 6°C

Chain of Custody present:	☑Yes ☐No ☐N/A	1.
Chain of Custody filled out:	☑Yes ☐No ☐N/A	2.
Chain of Custody relinquished:	☑Yes ☐No ☐N/A	3.
Sampler name & signature on COC:	☑Yes ☐No ☐N/A	4.
Samples arrived within holding time:	☑Yes ☐No ☐N/A	5.
Short Hold Time analyses (<72hr):	☐Yes ☑No ☐N/A	6.
Rush Turn Around Time requested:	☐Yes ☑No ☐N/A	7.
Sufficient volume:	☑Yes ☐No ☐N/A	8.
Correct containers used:	☑Yes ☐No ☐N/A	
Pace containers used:	☑Yes ☐No ☐N/A	9.
Containers intact:	☑Yes ☐No ☐N/A	10.
Unpreserved 5035A soils frozen w/in 48hrs?	☐Yes ☐No ☑N/A	11.
Filtered volume received for dissolved tests?	☐Yes ☑No ☐N/A	12.
Sample labels match COC:	☑Yes ☐No ☐N/A	
Includes date/time/ID/analyses Matrix: WT		13.
All containers needing preservation have been checked.	☐Yes ☐No ☑N/A	
All containers needing preservation are found to be in compliance with EPA recommendation.	☐Yes ☐No ☑N/A	14.
Exceptions: VOA, Coliform, O&G, WI-DRO (water)	☑Yes ☐No	Initial when completed / Lot # of added preservative
Trip Blank present:	☐Yes ☑No ☐N/A	
Pace Trip Blank lot # (if purchased): _____		15.
Headspace in VOA vials (>6mm):	☐Yes ☑No ☐N/A	16.
Project sampled in USDA Regulated Area:	☐Yes ☐No ☑N/A	17. List State:
Additional labels attached to 5035A vials in the field?	☐Yes ☐No ☑N/A	18.

Client Notification/ Resolution: Copy COC to Client? Y / N Field Data Required? Y / N

Person Contacted: _____ Date/Time: _____

Comments/ Resolution: _____

Project Manager Review: Colleen Clayton Date: 05/05/2016

Pace Analytical
www.pacelabs.com

CHAIN-OF-CUSTODY / Analytical Request Document

The Chain-of-Custody is a LEGAL DOCUMENT. All relevant fields must be completed accurately.

Page: 1 of 1

Section A Required Client Information:		Section B Required Project Information:		Section C Invoice Information:	
Company:	Environ	Report To:	Wendy Stonestreet	Attention:	Tammy Gleason
Address:	7500 College Blvd., Ste. 925	Copy To:	Tammy Gleason	Company Name:	Environ
	Overland Park, KS 66210			Address:	250 Monroe Ave. NW Grand Rapids
Email To:	wstonestreet@environcorp.com	Purchase Order No.:	NA	Pace Quote Reference:	Michigan, 49503
Phone: 913-553-5926	Fax:	Project Name:	Fort Smith, AR	Pace Project Manager:	Colleen Clyne
Requested Due Date/TAT:		Project Number:		Pace Profile #:	7444, line 1

REGULATORY AGENCY

☐ NPDES ☐ GROUND WATER ☐ DRINKING WATER
☐ UST ☐ RCRA ☑ OTHER ADEQ

Site Location STATE: AR

Section D Required Client Information

Valid Matrix Codes

MATRIX	CODE
DRINKING WATER	DW
WATER	WT
WASTE WATER	WW
PRODUCT	P
SOIL/SOLID	SL
OIL	OL
WIPE	WP
AIR	AR
OTHER	OT
TISSUE	TS

SAMPLE ID (A-Z, 0-9 / ,-) Sample IDs MUST BE UNIQUE

Requested Analysis Filtered (Y/N)

ITEM #	SAMPLE ID	MATRIX CODE (see valid codes to left)	SAMPLE TYPE (G=GRAB C=COMP)	COLLECTED COMPOSITE START DATE	COLLECTED COMPOSITE START TIME	COLLECTED COMPOSITE END/GRAB DATE	COLLECTED COMPOSITE END/GRAB TIME	SAMPLE TEMP AT COLLECTION	# OF CONTAINERS	Unpreserved	H_2SO_4	HNO_3	HCl	NaOH	$Na_2S_2O_3$	Methanol	Other	Analysis Test (Y/N)	8260 VOCs	Alkalinity	TOC	Chloride, Sulfate	8015 Chloroethanol (Pace Dallas)	6010-Iron/Mn	Ferric Iron calc. (send field Ferrous)	Ammonia	Nitrate+Nitrite	Total Phosphate (Pace Dallas)	Sulfide	CO2 Calc (Alkalinity + field pH)	Residual Chlorine (Y/N)	Pace Project No./ Lab I.D.
1	VP-6-20160S	WT	G			5/4/16	1528		3				X						X													60218425
2	MW-174-20160S	WT	G			5/4/16	1430		3				X						X													001
3	MW-173-20160S	WT	G			5/4/16	1520		3				X						X													002
4	VP-05-20160S	WT	G			5/4/16	1535		3				X						X													003
5																																004
6																																
7																																
8																																
9																																
10																																
11																																
12																																

VS

ADDITIONAL COMMENTS	RELINQUISHED BY / AFFILIATION	DATE	TIME	ACCEPTED BY / AFFILIATION	DATE	TIME	SAMPLE CONDITIONS			
	Victoria Siegten / Ramboll Environ	5/4/16	1830	[signature] / PASI	5/5/16	0506	2.9	Y	Y	Y
							Temp in °C	Received on Ice (Y/N)	Custody Sealed Cooler (Y/N)	Samples Intact (Y/N)

SAMPLER NAME AND SIGNATURE

PRINT Name of SAMPLER: Victoria Siegten

SIGNATURE of SAMPLER: Victoria Sieg[illegible] DATE Signed (MM/DD/YY): 5/4/16

*Important Note: By signing this form you are accepting Pace's NET 30 day payment terms and agreeing to late charges of 1.5% per month for any invoices not paid within 30 days.

F-ALL-Q-020rev.07, 15-Feb-2007

Pace Analytical Services, Inc.
9608 Loiret Blvd.
Lenexa, KS 66219
(913)599-5665

May 12, 2016

Wendy Stonestreet
Ramboll Environ
7500 College Blvd Ste 925
Overland Park, KS 66210

RE: Project: Fort Smith, AR
Pace Project No.: 60218488

Dear Wendy Stonestreet:
Enclosed are the analytical results for sample(s) received by the laboratory on May 04, 2016. The results relate only to the samples included in this report. Results reported herein conform to the most current TNI standards and the laboratory's Quality Assurance Manual, where applicable, unless otherwise noted in the body of the report.

If you have any questions concerning this report, please feel free to contact me.

Sincerely,

Colleen Clyne
colleen.clyne@pacelabs.com
Project Manager

Enclosures

cc: Tamara Gleason, Ramboll Environ

Pace Analytical Services, Inc.
9608 Loiret Blvd.
Lenexa, KS 66219
(913)599-5665

CERTIFICATIONS

Project: Fort Smith, AR
Pace Project No.: 60218488

Kansas Certification IDs

9608 Loiret Boulevard, Lenexa, KS 66219
WY STR Certification #: 2456.01
Arkansas Certification #: 15-016-0
Illinois Certification #: 003097
Iowa Certification #: 118
Kansas/NELAP Certification #: E-10116
Louisiana Certification #: 03055
Nevada Certification #: KS000212008A
Oklahoma Certification #: 9205/9935
Texas Certification #: T104704407
Utah Certification #: KS00021
Kansas Field Laboratory Accreditation: # E-92587

This report shall not be reproduced, except in full,
without the written consent of Pace Analytical Services, Inc..

Pace Analytical Services, Inc.
9608 Loiret Blvd.
Lenexa, KS 66219
(913)599-5665

SAMPLE SUMMARY

Project: Fort Smith, AR
Pace Project No.: 60218488

Lab ID	Sample ID	Matrix	Date Collected	Date Received
60218294005	**MW-175-201605**	Water	05/03/16 10:50	05/04/16 05:05
60218294007	**VP-07-201605**	Water	05/03/16 11:20	05/04/16 05:05
60218294008	**VP-08-201605**	Water	05/03/16 11:30	05/04/16 05:05

This report shall not be reproduced, except in full,
without the written consent of Pace Analytical Services, Inc..

Pace Analytical Services, Inc.
9608 Loiret Blvd.
Lenexa, KS 66219
(913)599-5665

SAMPLE ANALYTE COUNT

Project: Fort Smith, AR
Pace Project No.: 60218488

Lab ID	Sample ID	Method	Analysts	Analytes Reported	Laboratory
60218294005	**MW-175-201605**	EPA 5030B/8260	PGH	38	PASI-K
60218294007	**VP-07-201605**	EPA 5030B/8260	PGH	38	PASI-K
60218294008	**VP-08-201605**	EPA 5030B/8260	PGH	38	PASI-K

This report shall not be reproduced, except in full,
without the written consent of Pace Analytical Services, Inc..

Pace Analytical Services, Inc.
9608 Loiret Blvd.
Lenexa, KS 66219
(913)599-5665

PROJECT NARRATIVE

Project: Fort Smith, AR
Pace Project No.: 60218488

Method: **EPA 5030B/8260**
Description: 8260 MSV
Client: Ramboll Environ_AR
Date: May 12, 2016

General Information:
3 samples were analyzed for EPA 5030B/8260. All samples were received in acceptable condition with any exceptions noted below or on the chain-of custody and/or the sample condition upon receipt form (SCUR) attached at the end of this report.

Hold Time:
The samples were analyzed within the method required hold times with any exceptions noted below.

Initial Calibrations (including MS Tune as applicable):
All criteria were within method requirements with any exceptions noted below.

Continuing Calibration:
All criteria were within method requirements with any exceptions noted below.

Internal Standards:
All internal standards were within QC limits with any exceptions noted below.

Surrogates:
All surrogates were within QC limits with any exceptions noted below.

Method Blank:
All analytes were below the report limit in the method blank, where applicable, with any exceptions noted below.

Laboratory Control Spike:
All laboratory control spike compounds were within QC limits with any exceptions noted below.

Matrix Spikes:
All percent recoveries and relative percent differences (RPDs) were within acceptance criteria with any exceptions noted below.

QC Batch: MSV/75668

A matrix spike/matrix spike duplicate was not performed due to insufficient sample volume.

Additional Comments:

This data package has been reviewed for quality and completeness and is approved for release.

This report shall not be reproduced, except in full,
without the written consent of Pace Analytical Services, Inc..

Pace Analytical Services, Inc.
9608 Loiret Blvd.
Lenexa, KS 66219
(913)599-5665

ANALYTICAL RESULTS

Project: Fort Smith, AR
Pace Project No.: 60218488

Sample: MW-175-201605 **Lab ID: 60218294005** Collected: 05/03/16 10:50 Received: 05/04/16 05:05 Matrix: Water

Parameters	Results	Units	Report Limit	MDL	DF	Prepared	Analyzed	CAS No.	Qual
8260 MSV	Analytical Method: EPA 5030B/8260								
Acetone	**18.3**	ug/L	10.0	1.9	1		05/10/16 11:38	67-64-1	
Benzene	**0.18J**	ug/L	1.0	0.060	1		05/10/16 11:38	71-43-2	
Bromodichloromethane	ND	ug/L	1.0	0.19	1		05/10/16 11:38	75-27-4	
Bromoform	ND	ug/L	1.0	0.070	1		05/10/16 11:38	75-25-2	
Bromomethane	ND	ug/L	5.0	0.16	1		05/10/16 11:38	74-83-9	
2-Butanone (MEK)	ND	ug/L	10.0	0.59	1		05/10/16 11:38	78-93-3	
Carbon disulfide	**0.17J**	ug/L	5.0	0.12	1		05/10/16 11:38	75-15-0	B
Carbon tetrachloride	ND	ug/L	1.0	0.18	1		05/10/16 11:38	56-23-5	
Chlorobenzene	ND	ug/L	1.0	0.21	1		05/10/16 11:38	108-90-7	
Chloroethane	ND	ug/L	1.0	0.15	1		05/10/16 11:38	75-00-3	
Chloroform	ND	ug/L	1.0	0.14	1		05/10/16 11:38	67-66-3	
Chloromethane	ND	ug/L	1.0	0.080	1		05/10/16 11:38	74-87-3	
Dibromochloromethane	ND	ug/L	1.0	0.21	1		05/10/16 11:38	124-48-1	
1,1-Dichloroethane	ND	ug/L	1.0	0.050	1		05/10/16 11:38	75-34-3	
1,2-Dichloroethane	ND	ug/L	1.0	0.12	1		05/10/16 11:38	107-06-2	
1,1-Dichloroethene	**0.25J**	ug/L	1.0	0.20	1		05/10/16 11:38	75-35-4	
cis-1,2-Dichloroethene	**1.2**	ug/L	1.0	0.080	1		05/10/16 11:38	156-59-2	
trans-1,2-Dichloroethene	ND	ug/L	1.0	0.20	1		05/10/16 11:38	156-60-5	
1,2-Dichloropropane	ND	ug/L	1.0	0.16	1		05/10/16 11:38	78-87-5	
cis-1,3-Dichloropropene	ND	ug/L	1.0	0.14	1		05/10/16 11:38	10061-01-5	
trans-1,3-Dichloropropene	ND	ug/L	1.0	0.12	1		05/10/16 11:38	10061-02-6	
Ethylbenzene	ND	ug/L	1.0	0.18	1		05/10/16 11:38	100-41-4	
2-Hexanone	ND	ug/L	10.0	1.2	1		05/10/16 11:38	591-78-6	
Methylene chloride	ND	ug/L	1.0	0.15	1		05/10/16 11:38	75-09-2	
4-Methyl-2-pentanone (MIBK)	ND	ug/L	10.0	0.42	1		05/10/16 11:38	108-10-1	
Styrene	ND	ug/L	1.0	0.12	1		05/10/16 11:38	100-42-5	
1,1,2,2-Tetrachloroethane	ND	ug/L	1.0	0.15	1		05/10/16 11:38	79-34-5	
Tetrachloroethene	ND	ug/L	1.0	0.10	1		05/10/16 11:38	127-18-4	
Toluene	ND	ug/L	1.0	0.17	1		05/10/16 11:38	108-88-3	
1,1,1-Trichloroethane	ND	ug/L	1.0	0.11	1		05/10/16 11:38	71-55-6	
1,1,2-Trichloroethane	ND	ug/L	1.0	0.20	1		05/10/16 11:38	79-00-5	
Trichloroethene	**54.9**	ug/L	1.0	0.17	1		05/10/16 11:38	79-01-6	
Vinyl chloride	ND	ug/L	1.0	0.13	1		05/10/16 11:38	75-01-4	
Xylene (Total)	ND	ug/L	3.0	0.42	1		05/10/16 11:38	1330-20-7	
Surrogates									
4-Bromofluorobenzene (S)	100	%	77-130		1		05/10/16 11:38	460-00-4	
1,2-Dichloroethane-d4 (S)	100	%	81-127		1		05/10/16 11:38	17060-07-0	
Toluene-d8 (S)	97	%	80-120		1		05/10/16 11:38	2037-26-5	
Preservation pH	**1.0**		0.10	0.10	1		05/10/16 11:38		

REPORT OF LABORATORY ANALYSIS

This report shall not be reproduced, except in full,
without the written consent of Pace Analytical Services, Inc..

Pace Analytical Services, Inc.
9608 Loiret Blvd.
Lenexa, KS 66219
(913)599-5665

ANALYTICAL RESULTS

Project: Fort Smith, AR
Pace Project No.: 60218488

Sample: VP-07-201605 **Lab ID: 60218294007** Collected: 05/03/16 11:20 Received: 05/04/16 05:05 Matrix: Water

Parameters	Results	Units	Report Limit	MDL	DF	Prepared	Analyzed	CAS No.	Qual
8260 MSV	Analytical Method: EPA 5030B/8260								
Acetone	**39.0**	ug/L	10.0	1.9	1		05/10/16 11:09	67-64-1	
Benzene	**0.34J**	ug/L	1.0	0.060	1		05/10/16 11:09	71-43-2	
Bromodichloromethane	ND	ug/L	1.0	0.19	1		05/10/16 11:09	75-27-4	
Bromoform	ND	ug/L	1.0	0.070	1		05/10/16 11:09	75-25-2	
Bromomethane	ND	ug/L	5.0	0.16	1		05/10/16 11:09	74-83-9	
2-Butanone (MEK)	**5.7J**	ug/L	10.0	0.59	1		05/10/16 11:09	78-93-3	
Carbon disulfide	ND	ug/L	5.0	0.12	1		05/10/16 11:09	75-15-0	
Carbon tetrachloride	ND	ug/L	1.0	0.18	1		05/10/16 11:09	56-23-5	
Chlorobenzene	ND	ug/L	1.0	0.21	1		05/10/16 11:09	108-90-7	
Chloroethane	ND	ug/L	1.0	0.15	1		05/10/16 11:09	75-00-3	
Chloroform	ND	ug/L	1.0	0.14	1		05/10/16 11:09	67-66-3	
Chloromethane	ND	ug/L	1.0	0.080	1		05/10/16 11:09	74-87-3	
Dibromochloromethane	ND	ug/L	1.0	0.21	1		05/10/16 11:09	124-48-1	
1,1-Dichloroethane	ND	ug/L	1.0	0.050	1		05/10/16 11:09	75-34-3	
1,2-Dichloroethane	ND	ug/L	1.0	0.12	1		05/10/16 11:09	107-06-2	
1,1-Dichloroethene	ND	ug/L	1.0	0.20	1		05/10/16 11:09	75-35-4	
cis-1,2-Dichloroethene	ND	ug/L	1.0	0.080	1		05/10/16 11:09	156-59-2	
trans-1,2-Dichloroethene	ND	ug/L	1.0	0.20	1		05/10/16 11:09	156-60-5	
1,2-Dichloropropane	ND	ug/L	1.0	0.16	1		05/10/16 11:09	78-87-5	
cis-1,3-Dichloropropene	ND	ug/L	1.0	0.14	1		05/10/16 11:09	10061-01-5	
trans-1,3-Dichloropropene	ND	ug/L	1.0	0.12	1		05/10/16 11:09	10061-02-6	
Ethylbenzene	ND	ug/L	1.0	0.18	1		05/10/16 11:09	100-41-4	
2-Hexanone	ND	ug/L	10.0	1.2	1		05/10/16 11:09	591-78-6	
Methylene chloride	ND	ug/L	1.0	0.15	1		05/10/16 11:09	75-09-2	
4-Methyl-2-pentanone (MIBK)	**1.8J**	ug/L	10.0	0.42	1		05/10/16 11:09	108-10-1	
Styrene	ND	ug/L	1.0	0.12	1		05/10/16 11:09	100-42-5	
1,1,2,2-Tetrachloroethane	ND	ug/L	1.0	0.15	1		05/10/16 11:09	79-34-5	
Tetrachloroethene	ND	ug/L	1.0	0.10	1		05/10/16 11:09	127-18-4	
Toluene	ND	ug/L	1.0	0.17	1		05/10/16 11:09	108-88-3	
1,1,1-Trichloroethane	ND	ug/L	1.0	0.11	1		05/10/16 11:09	71-55-6	
1,1,2-Trichloroethane	ND	ug/L	1.0	0.20	1		05/10/16 11:09	79-00-5	
Trichloroethene	ND	ug/L	1.0	0.17	1		05/10/16 11:09	79-01-6	
Vinyl chloride	ND	ug/L	1.0	0.13	1		05/10/16 11:09	75-01-4	
Xylene (Total)	ND	ug/L	3.0	0.42	1		05/10/16 11:09	1330-20-7	
Surrogates									
4-Bromofluorobenzene (S)	98	%	77-130		1		05/10/16 11:09	460-00-4	
1,2-Dichloroethane-d4 (S)	99	%	81-127		1		05/10/16 11:09	17060-07-0	
Toluene-d8 (S)	94	%	80-120		1		05/10/16 11:09	2037-26-5	
Preservation pH	**1.0**		0.10	0.10	1		05/10/16 11:09		

REPORT OF LABORATORY ANALYSIS

This report shall not be reproduced, except in full,
without the written consent of Pace Analytical Services, Inc..

Pace Analytical Services, Inc.
9608 Loiret Blvd.
Lenexa, KS 66219
(913)599-5665

ANALYTICAL RESULTS

Project: Fort Smith, AR
Pace Project No.: 60218488

Sample: VP-08-201605 **Lab ID: 60218294008** Collected: 05/03/16 11:30 Received: 05/04/16 05:05 Matrix: Water

Parameters	Results	Units	Report Limit	MDL	DF	Prepared	Analyzed	CAS No.	Qual
8260 MSV	Analytical Method: EPA 5030B/8260								
Acetone	**144**	ug/L	10.0	1.9	1		05/10/16 11:23	67-64-1	
Benzene	**0.62J**	ug/L	1.0	0.060	1		05/10/16 11:23	71-43-2	
Bromodichloromethane	ND	ug/L	1.0	0.19	1		05/10/16 11:23	75-27-4	
Bromoform	ND	ug/L	1.0	0.070	1		05/10/16 11:23	75-25-2	
Bromomethane	ND	ug/L	5.0	0.16	1		05/10/16 11:23	74-83-9	
2-Butanone (MEK)	**24.9**	ug/L	10.0	0.59	1		05/10/16 11:23	78-93-3	
Carbon disulfide	ND	ug/L	5.0	0.12	1		05/10/16 11:23	75-15-0	
Carbon tetrachloride	ND	ug/L	1.0	0.18	1		05/10/16 11:23	56-23-5	
Chlorobenzene	ND	ug/L	1.0	0.21	1		05/10/16 11:23	108-90-7	
Chloroethane	ND	ug/L	1.0	0.15	1		05/10/16 11:23	75-00-3	
Chloroform	ND	ug/L	1.0	0.14	1		05/10/16 11:23	67-66-3	
Chloromethane	ND	ug/L	1.0	0.080	1		05/10/16 11:23	74-87-3	
Dibromochloromethane	ND	ug/L	1.0	0.21	1		05/10/16 11:23	124-48-1	
1,1-Dichloroethane	ND	ug/L	1.0	0.050	1		05/10/16 11:23	75-34-3	
1,2-Dichloroethane	ND	ug/L	1.0	0.12	1		05/10/16 11:23	107-06-2	
1,1-Dichloroethene	ND	ug/L	1.0	0.20	1		05/10/16 11:23	75-35-4	
cis-1,2-Dichloroethene	ND	ug/L	1.0	0.080	1		05/10/16 11:23	156-59-2	
trans-1,2-Dichloroethene	ND	ug/L	1.0	0.20	1		05/10/16 11:23	156-60-5	
1,2-Dichloropropane	ND	ug/L	1.0	0.16	1		05/10/16 11:23	78-87-5	
cis-1,3-Dichloropropene	ND	ug/L	1.0	0.14	1		05/10/16 11:23	10061-01-5	
trans-1,3-Dichloropropene	ND	ug/L	1.0	0.12	1		05/10/16 11:23	10061-02-6	
Ethylbenzene	ND	ug/L	1.0	0.18	1		05/10/16 11:23	100-41-4	
2-Hexanone	**6.3J**	ug/L	10.0	1.2	1		05/10/16 11:23	591-78-6	
Methylene chloride	ND	ug/L	1.0	0.15	1		05/10/16 11:23	75-09-2	
4-Methyl-2-pentanone (MIBK)	**0.86J**	ug/L	10.0	0.42	1		05/10/16 11:23	108-10-1	
Styrene	ND	ug/L	1.0	0.12	1		05/10/16 11:23	100-42-5	
1,1,2,2-Tetrachloroethane	ND	ug/L	1.0	0.15	1		05/10/16 11:23	79-34-5	
Tetrachloroethene	ND	ug/L	1.0	0.10	1		05/10/16 11:23	127-18-4	
Toluene	**0.37J**	ug/L	1.0	0.17	1		05/10/16 11:23	108-88-3	
1,1,1-Trichloroethane	ND	ug/L	1.0	0.11	1		05/10/16 11:23	71-55-6	
1,1,2-Trichloroethane	ND	ug/L	1.0	0.20	1		05/10/16 11:23	79-00-5	
Trichloroethene	**3.8**	ug/L	1.0	0.17	1		05/10/16 11:23	79-01-6	
Vinyl chloride	**0.15J**	ug/L	1.0	0.13	1		05/10/16 11:23	75-01-4	
Xylene (Total)	ND	ug/L	3.0	0.42	1		05/10/16 11:23	1330-20-7	
Surrogates									
4-Bromofluorobenzene (S)	100	%	77-130		1		05/10/16 11:23	460-00-4	
1,2-Dichloroethane-d4 (S)	105	%	81-127		1		05/10/16 11:23	17060-07-0	
Toluene-d8 (S)	96	%	80-120		1		05/10/16 11:23	2037-26-5	
Preservation pH	**1.0**		0.10	0.10	1		05/10/16 11:23		

REPORT OF LABORATORY ANALYSIS

This report shall not be reproduced, except in full,
without the written consent of Pace Analytical Services, Inc..

Pace Analytical Services, Inc.
9608 Loiret Blvd.
Lenexa, KS 66219
(913)599-5665

QUALITY CONTROL DATA

Project: Fort Smith, AR
Pace Project No.: 60218488

QC Batch: MSV/75668 Analysis Method: EPA 5030B/8260
QC Batch Method: EPA 5030B/8260 Analysis Description: 8260 MSV Water 10 mL Purge
Associated Lab Samples: 60218294005, 60218294007, 60218294008

METHOD BLANK: 1754870 Matrix: Water
Associated Lab Samples: 60218294005, 60218294007, 60218294008

Parameter	Units	Blank Result	Reporting Limit	MDL	Analyzed	Qualifiers
1,1,1-Trichloroethane	ug/L	ND	1.0	0.11	05/10/16 08:16	
1,1,2,2-Tetrachloroethane	ug/L	ND	1.0	0.15	05/10/16 08:16	
1,1,2-Trichloroethane	ug/L	ND	1.0	0.20	05/10/16 08:16	
1,1-Dichloroethane	ug/L	ND	1.0	0.050	05/10/16 08:16	
1,1-Dichloroethene	ug/L	ND	1.0	0.20	05/10/16 08:16	
1,2-Dichloroethane	ug/L	ND	1.0	0.12	05/10/16 08:16	
1,2-Dichloropropane	ug/L	ND	1.0	0.16	05/10/16 08:16	
2-Butanone (MEK)	ug/L	ND	10.0	0.59	05/10/16 08:16	
2-Hexanone	ug/L	ND	10.0	1.2	05/10/16 08:16	
4-Methyl-2-pentanone (MIBK)	ug/L	ND	10.0	0.42	05/10/16 08:16	
Acetone	ug/L	ND	10.0	1.9	05/10/16 08:16	
Benzene	ug/L	ND	1.0	0.060	05/10/16 08:16	
Bromodichloromethane	ug/L	ND	1.0	0.19	05/10/16 08:16	
Bromoform	ug/L	ND	1.0	0.070	05/10/16 08:16	
Bromomethane	ug/L	ND	5.0	0.16	05/10/16 08:16	
Carbon disulfide	ug/L	ND	5.0	0.12	05/10/16 08:16	
Carbon tetrachloride	ug/L	ND	1.0	0.18	05/10/16 08:16	
Chlorobenzene	ug/L	ND	1.0	0.21	05/10/16 08:16	
Chloroethane	ug/L	ND	1.0	0.15	05/10/16 08:16	
Chloroform	ug/L	ND	1.0	0.14	05/10/16 08:16	
Chloromethane	ug/L	ND	1.0	0.080	05/10/16 08:16	
cis-1,2-Dichloroethene	ug/L	ND	1.0	0.080	05/10/16 08:16	
cis-1,3-Dichloropropene	ug/L	ND	1.0	0.14	05/10/16 08:16	
Dibromochloromethane	ug/L	ND	1.0	0.21	05/10/16 08:16	
Ethylbenzene	ug/L	ND	1.0	0.18	05/10/16 08:16	
Methylene chloride	ug/L	ND	1.0	0.15	05/10/16 08:16	
Styrene	ug/L	ND	1.0	0.12	05/10/16 08:16	
Tetrachloroethene	ug/L	ND	1.0	0.10	05/10/16 08:16	
Toluene	ug/L	ND	1.0	0.17	05/10/16 08:16	
trans-1,2-Dichloroethene	ug/L	ND	1.0	0.20	05/10/16 08:16	
trans-1,3-Dichloropropene	ug/L	ND	1.0	0.12	05/10/16 08:16	
Trichloroethene	ug/L	ND	1.0	0.17	05/10/16 08:16	
Vinyl chloride	ug/L	ND	1.0	0.13	05/10/16 08:16	
Xylene (Total)	ug/L	ND	3.0	0.42	05/10/16 08:16	
1,2-Dichloroethane-d4 (S)	%	105	81-127		05/10/16 08:16	
4-Bromofluorobenzene (S)	%	97	77-130		05/10/16 08:16	
Toluene-d8 (S)	%	99	80-120		05/10/16 08:16	

Results presented on this page are in the units indicated by the "Units" column except where an alternate unit is presented to the right of the result.

REPORT OF LABORATORY ANALYSIS

This report shall not be reproduced, except in full,
without the written consent of Pace Analytical Services, Inc..

Pace Analytical Services, Inc.
9608 Loiret Blvd.
Lenexa, KS 66219
(913)599-5665

QUALITY CONTROL DATA

Project: Fort Smith, AR
Pace Project No.: 60218488

LABORATORY CONTROL SAMPLE: 1754871

Parameter	Units	Spike Conc.	LCS Result	LCS % Rec	% Rec Limits	Qualifiers
1,1,1-Trichloroethane	ug/L	20	19.3	97	81-116	
1,1,2,2-Tetrachloroethane	ug/L	20	18.1	90	72-117	
1,1,2-Trichloroethane	ug/L	20	18.6	93	79-108	
1,1-Dichloroethane	ug/L	20	19.1	95	83-117	
1,1-Dichloroethene	ug/L	20	19.6	98	74-114	
1,2-Dichloroethane	ug/L	20	19.1	96	72-116	
1,2-Dichloropropane	ug/L	20	19.6	98	80-120	
2-Butanone (MEK)	ug/L	100	93.1	93	67-129	
2-Hexanone	ug/L	100	94.4	94	70-128	
4-Methyl-2-pentanone (MIBK)	ug/L	100	97.6	98	80-120	
Acetone	ug/L	100	101	101	56-142	
Benzene	ug/L	20	20.1	101	79-116	
Bromodichloromethane	ug/L	20	19.0	95	80-120	
Bromoform	ug/L	20	18.8	94	73-114	
Bromomethane	ug/L	20	22.1	111	49-153	
Carbon disulfide	ug/L	20	19.4	97	82-121	
Carbon tetrachloride	ug/L	20	18.6	93	80-116	
Chlorobenzene	ug/L	20	19.5	97	80-120	
Chloroethane	ug/L	20	19.5	97	67-124	
Chloroform	ug/L	20	19.5	98	79-120	
Chloromethane	ug/L	20	25.2	126	10-192	
cis-1,2-Dichloroethene	ug/L	20	18.7	93	80-120	
cis-1,3-Dichloropropene	ug/L	20	18.9	95	80-120	
Dibromochloromethane	ug/L	20	19.0	95	80-120	
Ethylbenzene	ug/L	20	19.3	96	80-120	
Methylene chloride	ug/L	20	20.2	101	80-120	
Styrene	ug/L	20	19.9	100	80-120	
Tetrachloroethene	ug/L	20	19.0	95	80-120	
Toluene	ug/L	20	19.5	97	80-120	
trans-1,2-Dichloroethene	ug/L	20	18.2	91	78-108	
trans-1,3-Dichloropropene	ug/L	20	19.1	96	85-120	
Trichloroethene	ug/L	20	19.0	95	76-114	
Vinyl chloride	ug/L	20	19.0	95	69-129	
Xylene (Total)	ug/L	60	59.4	99	80-120	
1,2-Dichloroethane-d4 (S)	%			96	81-127	
4-Bromofluorobenzene (S)	%			98	77-130	
Toluene-d8 (S)	%			99	80-120	

Results presented on this page are in the units indicated by the "Units" column except where an alternate unit is presented to the right of the result.

REPORT OF LABORATORY ANALYSIS

This report shall not be reproduced, except in full,
without the written consent of Pace Analytical Services, Inc..

Pace Analytical Services, Inc.
9608 Loiret Blvd.
Lenexa, KS 66219
(913)599-5665

QUALIFIERS

Project: Fort Smith, AR
Pace Project No.: 60218488

DEFINITIONS

DF - Dilution Factor, if reported, represents the factor applied to the reported data due to dilution of the sample aliquot.

ND - Not Detected at or above adjusted reporting limit.

J - Estimated concentration above the adjusted method detection limit and below the adjusted reporting limit.

MDL - Adjusted Method Detection Limit.

PQL - Practical Quantitation Limit.

RL - Reporting Limit.

S - Surrogate

1,2-Diphenylhydrazine decomposes to and cannot be separated from Azobenzene using Method 8270. The result for each analyte is a combined concentration.

Consistent with EPA guidelines, unrounded data are displayed and have been used to calculate % recovery and RPD values.

LCS(D) - Laboratory Control Sample (Duplicate)

MS(D) - Matrix Spike (Duplicate)

DUP - Sample Duplicate

RPD - Relative Percent Difference

NC - Not Calculable.

SG - Silica Gel - Clean-Up

U - Indicates the compound was analyzed for, but not detected.

N-Nitrosodiphenylamine decomposes and cannot be separated from Diphenylamine using Method 8270. The result reported for each analyte is a combined concentration.

Pace Analytical is TNI accredited. Contact your Pace PM for the current list of accredited analytes.

TNI - The NELAC Institute.

LABORATORIES

PASI-K Pace Analytical Services - Kansas City

BATCH QUALIFIERS

Batch: MSV/75668

[M5] A matrix spike/matrix spike duplicate was not performed for this batch due to insufficient sample volume.

ANALYTE QUALIFIERS

B Analyte was detected in the associated method blank.

This report shall not be reproduced, except in full,
without the written consent of Pace Analytical Services, Inc..

Pace Analytical Services, Inc.
9608 Loiret Blvd.
Lenexa, KS 66219
(913)599-5665

QUALITY CONTROL DATA CROSS REFERENCE TABLE

Project: Fort Smith, AR
Pace Project No.: 60218488

Lab ID	Sample ID	QC Batch Method	QC Batch	Analytical Method	Analytical Batch
60218294005	**MW-175-201605**	EPA 5030B/8260	MSV/75668		
60218294007	**VP-07-201605**	EPA 5030B/8260	MSV/75668		
60218294008	**VP-08-201605**	EPA 5030B/8260	MSV/75668		

This report shall not be reproduced, except in full,
without the written consent of Pace Analytical Services, Inc..

60218488

WO#: 60218488

60218488

Pace Analytical www.pacelabs.com

Sample Condition Upon Receipt

CBC

Optional
Proj Due Date:
Proj Name:

Client Name: Environ

Courier: FedEx ☐ UPS ☐ VIA ☑ Clay ☐ PEX ☐ ECI ☐ Pace ☐ Other ☐ Client ☐

Tracking #: _____ Pace Shipping Label Used? Yes ☐ No ☑

Custody Seal on Cooler/Box Present: Yes ☑ No ☐ Seals intact: Yes ☑ No ☐

Packing Material: Bubble Wrap ☐ Bubble Bags ☑ Foam ☐ None ☐ Other ☐

Thermometer Used: CF +1.0 / CF 0.0 T-239 / T-262

Type of Ice: Wet Blue None (circle one) ☐ Samples received on ice, cooling process has begun.

Cooler Temperature: 2.3/3.7

Temperature should be above freezing to 6°C

Date and initials of person examining contents: PVS 5/4/16

Chain of Custody present:	☑Yes ☐No ☐N/A	1.
Chain of Custody filled out:	☑Yes ☐No ☐N/A	2.
Chain of Custody relinquished:	☑Yes ☐No ☐N/A	3.
Sampler name & signature on COC:	☑Yes ☐No ☐N/A	4.
Samples arrived within holding time:	☑Yes ☐No ☐N/A	5.
Short Hold Time analyses (<72hr):	☑Yes ☐No ☐N/A	6. NW NO3 Ecst PH
Rush Turn Around Time requested:	☐Yes ☑No ☐N/A	7.
Sufficient volume:	☑Yes ☐No ☐N/A	8. Extra samples receive.
Correct containers used:	☑Yes ☐No ☐N/A	9. MW-175-201605 5/3/16 1050 3DRPH 005 ↓ -176- ↓ 1320 006
Pace containers used:	☑Yes ☐No ☐N/A	
Containers intact:	☑Yes ☐No ☐N/A	10. VP-07-201605 1120 007
Unpreserved 5035A soils frozen w/in 48hrs?	☐Yes ☐No ☑N/A	11. ↓ -08- ↓ 1130 008
Filtered volume received for dissolved tests?	☐Yes ☐No ☑N/A	12. ↓ -10- ↓ 1335 009
Sample labels match COC:	☑Yes ☐No ☐N/A	
Includes date/time/ID/analyses Matrix: WT		13.
All containers needing preservation have been checked.	☑Yes ☐No ☐N/A	
All containers needing preservation are found to be in compliance with EPA recommendation.	☑Yes ☐No ☐N/A	14.
Exceptions: VOA, Coliform, O&G, WI-DRO (water)	☑Yes ☐No	Initial when completed / Lot # of added preservative
Trip Blank present:	☐Yes ☑No ☐N/A	
Pace Trip Blank lot # (if purchased):		15.
Headspace in VOA vials (>6mm):	☐Yes ☑No ☐N/A	16.
Project sampled in USDA Regulated Area:	☐Yes ☐No ☑N/A	17. List State:
Additional labels attached to 5035A vials in the field?	☐Yes ☐No ☑N/A	18.

Client Notification/ Resolution: Copy COC to Client? Y / N Field Data Required? Y / N

Person Contacted: _____ Date/Time: _____

Comments/ Resolution: Emailed Wendy about extra samples. CBC 5/4/16

Re- Wendy - will send missing COC tonight. CBC 5/4/16

Project Manager Review: CBC Date: 5/4/16

F-KS-C-003-Rev.9, 30June2015

Pace Analytical™
www.pacelabs.com

CHAIN-OF-CUSTODY / Analytical Request Document

The Chain-of-Custody is a LEGAL DOCUMENT. All relevant fields must be completed accurately.

Page: 1 of 1

Section A Required Client Information:		Section B Required Project Information:		Section C Invoice Information:	
Company:	Environ	Report To:	Wendy Stonestreet	Attention:	Tammy Gleason
Address:	7500 College Blvd., Ste. 925	Copy To:	Tammy Gleason	Company Name:	Environ
	Overland Park, KS 66210			Address:	250 Monroe Ave. NW Grand Rapids
Email To:	wstonestreet@environcorp.com	Purchase Order No.:	NA	Pace Quote Reference:	Michigan, 49503
Phone: 913-553-5926	Fax:	Project Name:	Fort Smith, AR	Pace Project Manager:	Colleen Clyne
Requested Due Date/TAT:		Project Number:		Pace Profile #:	7444, line 1

REGULATORY AGENCY

☐ NPDES ☐ GROUND WATER ☐ DRINKING WATER
☐ UST ☐ RCRA ☑ OTHER ADEQ

Site Location STATE: AR

Section D Required Client Information

Valid Matrix Codes

MATRIX	CODE
DRINKING WATER	DW
WATER	WT
WASTE WATER	WW
PRODUCT	P
SOIL/SOLID	SL
OIL	OL
WIPE	WP
AIR	AR
OTHER	OT
TISSUE	TS

SAMPLE ID (A-Z, 0-9 / ,-) Sample IDs MUST BE UNIQUE

Requested Analysis Filtered (Y/N)

ITEM #	SAMPLE ID	MATRIX CODE (see valid codes to left)	SAMPLE TYPE (G=GRAB C=COMP)	COLLECTED COMPOSITE START DATE	COLLECTED COMPOSITE START TIME	COLLECTED COMPOSITE END/GRAB DATE	COLLECTED COMPOSITE END/GRAB TIME	SAMPLE TEMP AT COLLECTION	# OF CONTAINERS	Unpreserved	H_2SO_4	HNO_3	HCl	NaOH	$Na_2S_2O_3$	Methanol	Other	Analysis Test (Y/N)	8260 VOCs	Alkalinity	TOC	Chloride, Sulfate	8015 Chloroethanol (Pace Dallas)	6010-Iron/Mn	Ferric Iron calc. (send field Ferrous)	Ammonia	Nitrate+Nitrite	Total Phosphate (Pace Dallas)	Sulfide	CO2 Calc (Alkalinity +pH)	Residual Chlorine (Y/N)	Pace Project No./ Lab I.D. 60218488
1	MW-175-201605	WT	G	5/3/16					3				X						X												N	60218294005
2	VP-07-201605	WT	G	5/3/16					3				X						X												N	007
3	VP-08-201605	WT	G	5/3/16					3				X						X												N	008
4																																
5																																
6																																
7																																
8																																
9																																
10																																
11																																
12																																

ADDITIONAL COMMENTS	RELINQUISHED BY / AFFILIATION	DATE	TIME	ACCEPTED BY / AFFILIATION	DATE	TIME	SAMPLE CONDITIONS: Temp in °C	Received on Ice (Y/N)	Custody Sealed Cooler (Y/N)	Samples Intact (Y/N)
Level IV data package required	Wendy Stonestreet RE	5/6/16	950	[signature]	5/4/16	05:05	3.7	Y	Y	Y
							2.3	Y	Y	Y

SAMPLER NAME AND SIGNATURE

PRINT Name of SAMPLER: Wendy Stonestreet

SIGNATURE of SAMPLER: [signature] DATE Signed (MM/DD/YY): 5/6/16

*Important Note: By signing this form you are accepting Pace's NET 30 day payment terms and agreeing to late charges of 1.5% per month for any invoices not paid within 30 days.

F-ALL-Q-020rev.07, 15-Feb-2007

Pace Analytical Services, Inc.
9608 Loiret Blvd.
Lenexa, KS 66219
(913)599-5665

June 14, 2016

Wendy Stonestreet
Ramboll Environ
7500 College Blvd Ste 925
Overland Park, KS 66210

RE: Project: Fort Smith, AR
Pace Project No.: 60218489

Dear Wendy Stonestreet:
Enclosed are the analytical results for sample(s) received by the laboratory on May 04, 2016. The results relate only to the samples included in this report. Results reported herein conform to the most current TNI standards and the laboratory's Quality Assurance Manual, where applicable, unless otherwise noted in the body of the report.

Revised Report Rev_1

If you have any questions concerning this report, please feel free to contact me.

Sincerely,

Colleen Clyne
colleen.clyne@pacelabs.com
Project Manager

Enclosures

cc: Tamara Gleason, Ramboll Environ

This report shall not be reproduced, except in full,
without the written consent of Pace Analytical Services, Inc..

Pace Analytical Services, Inc.
9608 Loiret Blvd.
Lenexa, KS 66219
(913)599-5665

CERTIFICATIONS

Project: Fort Smith, AR
Pace Project No.: 60218489

Kansas Certification IDs

9608 Loiret Boulevard, Lenexa, KS 66219
WY STR Certification #: 2456.01
Arkansas Certification #: 15-016-0
Illinois Certification #: 003097
Iowa Certification #: 118
Kansas/NELAP Certification #: E-10116
Louisiana Certification #: 03055
Nevada Certification #: KS000212008A
Oklahoma Certification #: 9205/9935
Texas Certification #: T104704407
Utah Certification #: KS00021
Kansas Field Laboratory Accreditation: # E-92587

REPORT OF LABORATORY ANALYSIS

This report shall not be reproduced, except in full,
without the written consent of Pace Analytical Services, Inc..

Pace Analytical Services, Inc.
9608 Loiret Blvd.
Lenexa, KS 66219
(913)599-5665

SAMPLE SUMMARY

Project: Fort Smith, AR
Pace Project No.: 60218489

Lab ID	Sample ID	Matrix	Date Collected	Date Received
60218294006	**MW-176-201605**	Water	05/03/16 13:20	05/04/16 05:05
60218294009	**VP-10-201605**	Water	05/03/16 13:35	05/04/16 05:05

This report shall not be reproduced, except in full,
without the written consent of Pace Analytical Services, Inc..

Pace Analytical Services, Inc.
9608 Loiret Blvd.
Lenexa, KS 66219
(913)599-5665

SAMPLE ANALYTE COUNT

Project: Fort Smith, AR
Pace Project No.: 60218489

Lab ID	Sample ID	Method	Analysts	Analytes Reported	Laboratory
60218294006	**MW-176-201605**	EPA 5030B/8260	PGH	38	PASI-K
60218294009	**VP-10-201605**	EPA 5030B/8260	PGH	38	PASI-K

This report shall not be reproduced, except in full,
without the written consent of Pace Analytical Services, Inc..

Pace Analytical Services, Inc.
9608 Loiret Blvd.
Lenexa, KS 66219
(913)599-5665

PROJECT NARRATIVE

Project: Fort Smith, AR
Pace Project No.: 60218489

Method: **EPA 5030B/8260**
Description: 8260 MSV
Client: Ramboll Environ_AR
Date: June 14, 2016

General Information:
2 samples were analyzed for EPA 5030B/8260. All samples were received in acceptable condition with any exceptions noted below or on the chain-of custody and/or the sample condition upon receipt form (SCUR) attached at the end of this report.

Hold Time:
The samples were analyzed within the method required hold times with any exceptions noted below.

Initial Calibrations (including MS Tune as applicable):
All criteria were within method requirements with any exceptions noted below.

Continuing Calibration:
All criteria were within method requirements with any exceptions noted below.

Internal Standards:
All internal standards were within QC limits with any exceptions noted below.

Surrogates:
All surrogates were within QC limits with any exceptions noted below.

Method Blank:
All analytes were below the report limit in the method blank, where applicable, with any exceptions noted below.

Laboratory Control Spike:
All laboratory control spike compounds were within QC limits with any exceptions noted below.

Matrix Spikes:
All percent recoveries and relative percent differences (RPDs) were within acceptance criteria with any exceptions noted below.

QC Batch: MSV/75668

A matrix spike/matrix spike duplicate was not performed due to insufficient sample volume.

Additional Comments:

This data package has been reviewed for quality and completeness and is approved for release.

This report shall not be reproduced, except in full,
without the written consent of Pace Analytical Services, Inc..

Pace Analytical Services, Inc.
9608 Loiret Blvd.
Lenexa, KS 66219
(913)599-5665

ANALYTICAL RESULTS

Project: Fort Smith, AR
Pace Project No.: 60218489

Sample: MW-176-201605 **Lab ID: 60218294006** Collected: 05/03/16 13:20 Received: 05/04/16 05:05 Matrix: Water

Parameters	Results	Units	Report Limit	MDL	DF	Prepared	Analyzed	CAS No.	Qual
8260 MSV	Analytical Method: EPA 5030B/8260								
Acetone	ND	ug/L	10.0	1.9	1		05/10/16 12:21	67-64-1	
Benzene	ND	ug/L	1.0	0.060	1		05/10/16 12:21	71-43-2	
Bromodichloromethane	ND	ug/L	1.0	0.19	1		05/10/16 12:21	75-27-4	
Bromoform	ND	ug/L	1.0	0.070	1		05/10/16 12:21	75-25-2	
Bromomethane	ND	ug/L	5.0	0.16	1		05/10/16 12:21	74-83-9	
2-Butanone (MEK)	ND	ug/L	10.0	0.59	1		05/10/16 12:21	78-93-3	
Carbon disulfide	ND	ug/L	5.0	0.12	1		05/10/16 12:21	75-15-0	
Carbon tetrachloride	ND	ug/L	1.0	0.18	1		05/10/16 12:21	56-23-5	
Chlorobenzene	ND	ug/L	1.0	0.21	1		05/10/16 12:21	108-90-7	
Chloroethane	ND	ug/L	1.0	0.15	1		05/10/16 12:21	75-00-3	
Chloroform	ND	ug/L	1.0	0.14	1		05/10/16 12:21	67-66-3	
Chloromethane	ND	ug/L	1.0	0.080	1		05/10/16 12:21	74-87-3	
Dibromochloromethane	ND	ug/L	1.0	0.21	1		05/10/16 12:21	124-48-1	
1,1-Dichloroethane	ND	ug/L	1.0	0.050	1		05/10/16 12:21	75-34-3	
1,2-Dichloroethane	ND	ug/L	1.0	0.12	1		05/10/16 12:21	107-06-2	
1,1-Dichloroethene	**3.3**	ug/L	1.0	0.20	1		05/10/16 12:21	75-35-4	
cis-1,2-Dichloroethene	**93.7**	ug/L	1.0	0.080	1		05/10/16 12:21	156-59-2	
trans-1,2-Dichloroethene	**0.80J**	ug/L	1.0	0.20	1		05/10/16 12:21	156-60-5	
1,2-Dichloropropane	ND	ug/L	1.0	0.16	1		05/10/16 12:21	78-87-5	
cis-1,3-Dichloropropene	ND	ug/L	1.0	0.14	1		05/10/16 12:21	10061-01-5	
trans-1,3-Dichloropropene	ND	ug/L	1.0	0.12	1		05/10/16 12:21	10061-02-6	
Ethylbenzene	ND	ug/L	1.0	0.18	1		05/10/16 12:21	100-41-4	
2-Hexanone	ND	ug/L	10.0	1.2	1		05/10/16 12:21	591-78-6	
Methylene chloride	ND	ug/L	1.0	0.15	1		05/10/16 12:21	75-09-2	
4-Methyl-2-pentanone (MIBK)	ND	ug/L	10.0	0.42	1		05/10/16 12:21	108-10-1	
Styrene	ND	ug/L	1.0	0.12	1		05/10/16 12:21	100-42-5	
1,1,2,2-Tetrachloroethane	ND	ug/L	1.0	0.15	1		05/10/16 12:21	79-34-5	
Tetrachloroethene	ND	ug/L	1.0	0.10	1		05/10/16 12:21	127-18-4	
Toluene	ND	ug/L	1.0	0.17	1		05/10/16 12:21	108-88-3	
1,1,1-Trichloroethane	ND	ug/L	1.0	0.11	1		05/10/16 12:21	71-55-6	
1,1,2-Trichloroethane	ND	ug/L	1.0	0.20	1		05/10/16 12:21	79-00-5	
Trichloroethene	**389**	ug/L	10.0	1.7	10		05/10/16 12:36	79-01-6	
Vinyl chloride	**0.45J**	ug/L	1.0	0.13	1		05/10/16 12:21	75-01-4	
Xylene (Total)	ND	ug/L	3.0	0.42	1		05/10/16 12:21	1330-20-7	
Surrogates									
4-Bromofluorobenzene (S)	100	%	77-130		1		05/10/16 12:21	460-00-4	
1,2-Dichloroethane-d4 (S)	101	%	81-127		1		05/10/16 12:21	17060-07-0	
Toluene-d8 (S)	97	%	80-120		1		05/10/16 12:21	2037-26-5	
Preservation pH	**1.0**		0.10	0.10	1		05/10/16 12:21		

REPORT OF LABORATORY ANALYSIS

This report shall not be reproduced, except in full,
without the written consent of Pace Analytical Services, Inc..

Pace Analytical Services, Inc.
9608 Loiret Blvd.
Lenexa, KS 66219
(913)599-5665

ANALYTICAL RESULTS

Project: Fort Smith, AR
Pace Project No.: 60218489

Sample: VP-10-201605 **Lab ID: 60218294009** Collected: 05/03/16 13:35 Received: 05/04/16 05:05 Matrix: Water

Parameters	Results	Units	Report Limit	MDL	DF	Prepared	Analyzed	CAS No.	Qual
8260 MSV	Analytical Method: EPA 5030B/8260								
Acetone	ND	ug/L	10.0	1.9	1		05/10/16 11:52	67-64-1	
Benzene	**0.23J**	ug/L	1.0	0.060	1		05/10/16 11:52	71-43-2	
Bromodichloromethane	ND	ug/L	1.0	0.19	1		05/10/16 11:52	75-27-4	
Bromoform	ND	ug/L	1.0	0.070	1		05/10/16 11:52	75-25-2	
Bromomethane	ND	ug/L	5.0	0.16	1		05/10/16 11:52	74-83-9	
2-Butanone (MEK)	ND	ug/L	10.0	0.59	1		05/10/16 11:52	78-93-3	
Carbon disulfide	**0.35J**	ug/L	5.0	0.12	1		05/10/16 11:52	75-15-0	
Carbon tetrachloride	ND	ug/L	1.0	0.18	1		05/10/16 11:52	56-23-5	
Chlorobenzene	ND	ug/L	1.0	0.21	1		05/10/16 11:52	108-90-7	
Chloroethane	ND	ug/L	1.0	0.15	1		05/10/16 11:52	75-00-3	
Chloroform	**1.9**	ug/L	1.0	0.14	1		05/10/16 11:52	67-66-3	
Chloromethane	ND	ug/L	1.0	0.080	1		05/10/16 11:52	74-87-3	
Dibromochloromethane	ND	ug/L	1.0	0.21	1		05/10/16 11:52	124-48-1	
1,1-Dichloroethane	ND	ug/L	1.0	0.050	1		05/10/16 11:52	75-34-3	
1,2-Dichloroethane	ND	ug/L	1.0	0.12	1		05/10/16 11:52	107-06-2	
1,1-Dichloroethene	**1.5**	ug/L	1.0	0.20	1		05/10/16 11:52	75-35-4	
cis-1,2-Dichloroethene	**13.1**	ug/L	1.0	0.080	1		05/10/16 11:52	156-59-2	
trans-1,2-Dichloroethene	**0.24J**	ug/L	1.0	0.20	1		05/10/16 11:52	156-60-5	
1,2-Dichloropropane	ND	ug/L	1.0	0.16	1		05/10/16 11:52	78-87-5	
cis-1,3-Dichloropropene	ND	ug/L	1.0	0.14	1		05/10/16 11:52	10061-01-5	
trans-1,3-Dichloropropene	ND	ug/L	1.0	0.12	1		05/10/16 11:52	10061-02-6	
Ethylbenzene	ND	ug/L	1.0	0.18	1		05/10/16 11:52	100-41-4	
2-Hexanone	ND	ug/L	10.0	1.2	1		05/10/16 11:52	591-78-6	
Methylene chloride	ND	ug/L	1.0	0.15	1		05/10/16 11:52	75-09-2	
4-Methyl-2-pentanone (MIBK)	ND	ug/L	10.0	0.42	1		05/10/16 11:52	108-10-1	
Styrene	ND	ug/L	1.0	0.12	1		05/10/16 11:52	100-42-5	
1,1,2,2-Tetrachloroethane	ND	ug/L	1.0	0.15	1		05/10/16 11:52	79-34-5	
Tetrachloroethene	ND	ug/L	1.0	0.10	1		05/10/16 11:52	127-18-4	
Toluene	**0.31J**	ug/L	1.0	0.17	1		05/10/16 11:52	108-88-3	
1,1,1-Trichloroethane	ND	ug/L	1.0	0.11	1		05/10/16 11:52	71-55-6	
1,1,2-Trichloroethane	ND	ug/L	1.0	0.20	1		05/10/16 11:52	79-00-5	
Trichloroethene	**376**	ug/L	5.0	0.85	5		05/10/16 12:07	79-01-6	
Vinyl chloride	**0.30J**	ug/L	1.0	0.13	1		05/10/16 11:52	75-01-4	
Xylene (Total)	ND	ug/L	3.0	0.42	1		05/10/16 11:52	1330-20-7	
Surrogates									
4-Bromofluorobenzene (S)	99	%	77-130		1		05/10/16 11:52	460-00-4	
1,2-Dichloroethane-d4 (S)	97	%	81-127		1		05/10/16 11:52	17060-07-0	
Toluene-d8 (S)	97	%	80-120		1		05/10/16 11:52	2037-26-5	
Preservation pH	**1.0**		0.10	0.10	1		05/10/16 11:52		

REPORT OF LABORATORY ANALYSIS

This report shall not be reproduced, except in full,
without the written consent of Pace Analytical Services, Inc..

Pace Analytical Services, Inc.
9608 Loiret Blvd.
Lenexa, KS 66219
(913)599-5665

QUALITY CONTROL DATA

Project: Fort Smith, AR
Pace Project No.: 60218489

QC Batch: MSV/75668
QC Batch Method: EPA 5030B/8260
Analysis Method: EPA 5030B/8260
Analysis Description: 8260 MSV Water 10 mL Purge
Associated Lab Samples: 60218294006, 60218294009

METHOD BLANK: 1754870
Matrix: Water
Associated Lab Samples: 60218294006, 60218294009

Parameter	Units	Blank Result	Reporting Limit	MDL	Analyzed	Qualifiers
1,1,1-Trichloroethane	ug/L	ND	1.0	0.11	05/10/16 08:16	
1,1,2,2-Tetrachloroethane	ug/L	ND	1.0	0.15	05/10/16 08:16	
1,1,2-Trichloroethane	ug/L	ND	1.0	0.20	05/10/16 08:16	
1,1-Dichloroethane	ug/L	ND	1.0	0.050	05/10/16 08:16	
1,1-Dichloroethene	ug/L	ND	1.0	0.20	05/10/16 08:16	
1,2-Dichloroethane	ug/L	ND	1.0	0.12	05/10/16 08:16	
1,2-Dichloropropane	ug/L	ND	1.0	0.16	05/10/16 08:16	
2-Butanone (MEK)	ug/L	ND	10.0	0.59	05/10/16 08:16	
2-Hexanone	ug/L	ND	10.0	1.2	05/10/16 08:16	
4-Methyl-2-pentanone (MIBK)	ug/L	ND	10.0	0.42	05/10/16 08:16	
Acetone	ug/L	ND	10.0	1.9	05/10/16 08:16	
Benzene	ug/L	ND	1.0	0.060	05/10/16 08:16	
Bromodichloromethane	ug/L	ND	1.0	0.19	05/10/16 08:16	
Bromoform	ug/L	ND	1.0	0.070	05/10/16 08:16	
Bromomethane	ug/L	ND	5.0	0.16	05/10/16 08:16	
Carbon disulfide	ug/L	ND	5.0	0.12	05/10/16 08:16	
Carbon tetrachloride	ug/L	ND	1.0	0.18	05/10/16 08:16	
Chlorobenzene	ug/L	ND	1.0	0.21	05/10/16 08:16	
Chloroethane	ug/L	ND	1.0	0.15	05/10/16 08:16	
Chloroform	ug/L	ND	1.0	0.14	05/10/16 08:16	
Chloromethane	ug/L	ND	1.0	0.080	05/10/16 08:16	
cis-1,2-Dichloroethene	ug/L	ND	1.0	0.080	05/10/16 08:16	
cis-1,3-Dichloropropene	ug/L	ND	1.0	0.14	05/10/16 08:16	
Dibromochloromethane	ug/L	ND	1.0	0.21	05/10/16 08:16	
Ethylbenzene	ug/L	ND	1.0	0.18	05/10/16 08:16	
Methylene chloride	ug/L	ND	1.0	0.15	05/10/16 08:16	
Styrene	ug/L	ND	1.0	0.12	05/10/16 08:16	
Tetrachloroethene	ug/L	ND	1.0	0.10	05/10/16 08:16	
Toluene	ug/L	ND	1.0	0.17	05/10/16 08:16	
trans-1,2-Dichloroethene	ug/L	ND	1.0	0.20	05/10/16 08:16	
trans-1,3-Dichloropropene	ug/L	ND	1.0	0.12	05/10/16 08:16	
Trichloroethene	ug/L	ND	1.0	0.17	05/10/16 08:16	
Vinyl chloride	ug/L	ND	1.0	0.13	05/10/16 08:16	
Xylene (Total)	ug/L	ND	3.0	0.42	05/10/16 08:16	
1,2-Dichloroethane-d4 (S)	%	105	81-127		05/10/16 08:16	
4-Bromofluorobenzene (S)	%	97	77-130		05/10/16 08:16	
Toluene-d8 (S)	%	99	80-120		05/10/16 08:16	

Results presented on this page are in the units indicated by the "Units" column except where an alternate unit is presented to the right of the result.

REPORT OF LABORATORY ANALYSIS

This report shall not be reproduced, except in full,
without the written consent of Pace Analytical Services, Inc..

Pace Analytical Services, Inc.
9608 Loiret Blvd.
Lenexa, KS 66219
(913)599-5665

QUALITY CONTROL DATA

Project: Fort Smith, AR
Pace Project No.: 60218489

LABORATORY CONTROL SAMPLE: 1754871

Parameter	Units	Spike Conc.	LCS Result	LCS % Rec	% Rec Limits	Qualifiers
1,1,1-Trichloroethane	ug/L	20	19.3	97	81-116	
1,1,2,2-Tetrachloroethane	ug/L	20	18.1	90	72-117	
1,1,2-Trichloroethane	ug/L	20	18.6	93	79-108	
1,1-Dichloroethane	ug/L	20	19.1	95	83-117	
1,1-Dichloroethene	ug/L	20	19.6	98	74-114	
1,2-Dichloroethane	ug/L	20	19.1	96	72-116	
1,2-Dichloropropane	ug/L	20	19.6	98	80-120	
2-Butanone (MEK)	ug/L	100	93.1	93	67-129	
2-Hexanone	ug/L	100	94.4	94	70-128	
4-Methyl-2-pentanone (MIBK)	ug/L	100	97.6	98	80-120	
Acetone	ug/L	100	101	101	56-142	
Benzene	ug/L	20	20.1	101	79-116	
Bromodichloromethane	ug/L	20	19.0	95	80-120	
Bromoform	ug/L	20	18.8	94	73-114	
Bromomethane	ug/L	20	22.1	111	49-153	
Carbon disulfide	ug/L	20	19.4	97	82-121	
Carbon tetrachloride	ug/L	20	18.6	93	80-116	
Chlorobenzene	ug/L	20	19.5	97	80-120	
Chloroethane	ug/L	20	19.5	97	67-124	
Chloroform	ug/L	20	19.5	98	79-120	
Chloromethane	ug/L	20	25.2	126	10-192	
cis-1,2-Dichloroethene	ug/L	20	18.7	93	80-120	
cis-1,3-Dichloropropene	ug/L	20	18.9	95	80-120	
Dibromochloromethane	ug/L	20	19.0	95	80-120	
Ethylbenzene	ug/L	20	19.3	96	80-120	
Methylene chloride	ug/L	20	20.2	101	80-120	
Styrene	ug/L	20	19.9	100	80-120	
Tetrachloroethene	ug/L	20	19.0	95	80-120	
Toluene	ug/L	20	19.5	97	80-120	
trans-1,2-Dichloroethene	ug/L	20	18.2	91	78-108	
trans-1,3-Dichloropropene	ug/L	20	19.1	96	85-120	
Trichloroethene	ug/L	20	19.0	95	76-114	
Vinyl chloride	ug/L	20	19.0	95	69-129	
Xylene (Total)	ug/L	60	59.4	99	80-120	
1,2-Dichloroethane-d4 (S)	%			96	81-127	
4-Bromofluorobenzene (S)	%			98	77-130	
Toluene-d8 (S)	%			99	80-120	

Results presented on this page are in the units indicated by the "Units" column except where an alternate unit is presented to the right of the result.

REPORT OF LABORATORY ANALYSIS

This report shall not be reproduced, except in full,
without the written consent of Pace Analytical Services, Inc..

Pace Analytical Services, Inc.
9608 Loiret Blvd.
Lenexa, KS 66219
(913)599-5665

QUALIFIERS

Project: Fort Smith, AR
Pace Project No.: 60218489

DEFINITIONS

DF - Dilution Factor, if reported, represents the factor applied to the reported data due to dilution of the sample aliquot.

ND - Not Detected at or above adjusted reporting limit.

J - Estimated concentration above the adjusted method detection limit and below the adjusted reporting limit.

MDL - Adjusted Method Detection Limit.

PQL - Practical Quantitation Limit.

RL - Reporting Limit.

S - Surrogate

1,2-Diphenylhydrazine decomposes to and cannot be separated from Azobenzene using Method 8270. The result for each analyte is a combined concentration.

Consistent with EPA guidelines, unrounded data are displayed and have been used to calculate % recovery and RPD values.

LCS(D) - Laboratory Control Sample (Duplicate)

MS(D) - Matrix Spike (Duplicate)

DUP - Sample Duplicate

RPD - Relative Percent Difference

NC - Not Calculable.

SG - Silica Gel - Clean-Up

U - Indicates the compound was analyzed for, but not detected.

N-Nitrosodiphenylamine decomposes and cannot be separated from Diphenylamine using Method 8270. The result reported for each analyte is a combined concentration.

Pace Analytical is TNI accredited. Contact your Pace PM for the current list of accredited analytes.

TNI - The NELAC Institute.

LABORATORIES

PASI-K Pace Analytical Services - Kansas City

BATCH QUALIFIERS

Batch: MSV/75668

[M5] A matrix spike/matrix spike duplicate was not performed for this batch due to insufficient sample volume.

This report shall not be reproduced, except in full,
without the written consent of Pace Analytical Services, Inc..

Pace Analytical Services, Inc.
9608 Loiret Blvd.
Lenexa, KS 66219
(913)599-5665

QUALITY CONTROL DATA CROSS REFERENCE TABLE

Project: Fort Smith, AR
Pace Project No.: 60218489

Lab ID	Sample ID	QC Batch Method	QC Batch	Analytical Method	Analytical Batch
60218294006	**MW-176-201605**	EPA 5030B/8260	MSV/75668		
60218294009	**VP-10-201605**	EPA 5030B/8260	MSV/75668		

This report shall not be reproduced, except in full,
without the written consent of Pace Analytical Services, Inc..

60218489

WO# : 60218489

60218489

Pace Analytical
www.pacelabs.com

Sample Condition Upon Receipt

CBK

Optional
Proj Due Date:
Proj Name:

Client Name: Environ

Courier: FedEx ☐ UPS ☐ VIA ☑ Clay ☐ PEX ☐ ECI ☐ Pace ☐ Other ☐ Client ☐

Tracking #: _____ Pace Shipping Label Used? Yes ☐ No ☑

Custody Seal on Cooler/Box Present: Yes ☑ No ☐ Seals intact: Yes ☑ No ☐

Packing Material: Bubble Wrap ☐ Bubble Bags ☑ Foam ☐ None ☐ Other ☐

Thermometer Used: CF +1.0 T-239 / CF 0.0 T-262 **Type of Ice:** Wet Blue None (circle one) ☐ Samples received on ice, cooling process has begun.

Cooler Temperature: 2.3/3.7

Temperature should be above freezing to 6°C

Date and initials of person examining contents: PV 5/4/16

Chain of Custody present:	☑Yes	☐No	☐N/A	1.
Chain of Custody filled out:	☑Yes	☐No	☐N/A	2.
Chain of Custody relinquished:	☑Yes	☐No	☐N/A	3.
Sampler name & signature on COC:	☑Yes	☐No	☐N/A	4.
Samples arrived within holding time:	☑Yes	☐No	☐N/A	5.
Short Hold Time analyses (<72hr):	☑Yes	☐No	☐N/A	6. NO2 NO3 Fe++ PH
Rush Turn Around Time requested:	☐Yes	☑No	☐N/A	7.
Sufficient volume:	☑Yes	☐No	☐N/A	8. Extra samples receive.
Correct containers used:	☑Yes	☐No	☐N/A	MW-175-201605 5/3/16 1050 3D 69H 005
Pace containers used:	☑Yes	☐No	☐N/A	9. -176- 1320 006
Containers intact:	☑Yes	☐No	☐N/A	10. VP-07-201605 1120 007
Unpreserved 5035A soils frozen w/in 48hrs?	☐Yes	☐No	☑N/A	11. -08- 1130 008
Filtered volume received for dissolved tests?	☐Yes	☐No	☑N/A	12. -10- 1335 009
Sample labels match COC:	☑Yes	☐No	☐N/A	
Includes date/time/ID/analyses Matrix: WT				13.
All containers needing preservation have been checked.	☑Yes	☐No	☐N/A	
All containers needing preservation are found to be in compliance with EPA recommendation.	☑Yes	☐No	☐N/A	14.
Exceptions: VOA, Coliform, O&G, WI-DRO (water)	☑Yes	☐No		Initial when completed / Lot # of added preservative
Trip Blank present:	☐Yes	☑No	☐N/A	
Pace Trip Blank lot # (if purchased): _____				15.
Headspace in VOA vials (>6mm):	☐Yes	☑No	☐N/A	16.
Project sampled in USDA Regulated Area:	☐Yes	☐No	☑N/A	17. List State:
Additional labels attached to 5035A vials in the field?	☐Yes	☐No	☑N/A	18.

Client Notification/ Resolution: Copy COC to Client? Y / N Field Data Required? Y / N

Person Contacted: _____ Date/Time: _____

Comments/ Resolution: Emailed Wendy about extra samples. CBC 5/4/16
Per Wendy - will send missing COC tonight. CBC 5/4/16

Project Manager Review: CBC Date: 5/4/16

F-KS-C-003-Rev.9, 30June2015

CHAIN-OF-CUSTODY / Analytical Request Document

The Chain-of-Custody is a LEGAL DOCUMENT. All relevant fields must be completed accurately.

Pace Analytical™ www.pacelabs.com

Page: 1 of 1

Section A Required Client Information:

Company:	Environ
Address:	7500 College Blvd., Ste. 925
	Overland Park, KS 66210
Email To:	wstonestreet@environcorp.com
Phone: 913-553-5926	Fax:
Requested Due Date/TAT:	

Section B Required Project Information:

Report To:	Wendy Stonestreet
Copy To:	Tammy Gleason
Purchase Order No.:	NA
Project Name:	Fort Smith, AR
Project Number:	

Section C Invoice Information:

Attention:	Tammy Gleason
Company Name:	Environ
Address:	250 Monroe Ave. NW Grand Rapids
Pace Quote Reference:	Michigan, 49503
Pace Project Manager:	Colleen Clyne
Pace Profile #:	7444, line 1

REGULATORY AGENCY

☐ NPDES ☐ GROUND WATER ☐ DRINKING WATER

☐ UST ☐ RCRA ☑ OTHER ADEQ

Site Location STATE: AR

Requested Analysis Filtered (Y/N)

Section D Required Client Information

Valid Matrix Codes

MATRIX	CODE
DRINKING WATER	DW
WATER	WT
WASTE WATER	WW
PRODUCT	P
SOIL/SOLID	SL
OIL	OL
WIPE	WP
AIR	AR
OTHER	OT
TISSUE	TS

SAMPLE ID
(A-Z, 0-9 / ,-)
Sample IDs MUST BE UNIQUE

ITEM #	MATRIX CODE (see valid codes to left)	SAMPLE TYPE (G=GRAB C=COMP)	COLLECTED COMPOSITE START DATE	COLLECTED COMPOSITE START TIME	COLLECTED COMPOSITE END/GRAB DATE	COLLECTED COMPOSITE END/GRAB TIME	SAMPLE TEMP AT COLLECTION	# OF CONTAINERS	Preservatives: Unpreserved	H_2SO_4	HNO_3	HCl	NaOH	$Na_2S_2O_3$	Methanol	Other	Analysis Test Y/N	8260 VOCs	Alkalinity	TOC	Chloride, Sulfate	8015 Chloroethanol (Pace Dallas)	6010-Iron/Mn	Ferric Iron calc. (send field Ferrous)	Ammonia	Nitrate+Nitrite	Total Phosphate (Pace Dallas)	Sulfide	CO2 Calc (Alkalinity + field pH)	Residual Chlorine (Y/N)	Pace Project No./ Lab I.D.
1	WT	G	5/3/16	1320				3				X						X											N	60218294006
2	WT	G	5/3/16	1335				3				X						X											N	009
3																														
4																														
5																														
6																														
7																														
8																														
9																														
10																														
11																														
12																														

Pace Project No./ Lab I.D.

ADDITIONAL COMMENTS	RELINQUISHED BY / AFFILIATION	DATE	TIME	ACCEPTED BY / AFFILIATION	DATE	TIME	SAMPLE CONDITIONS			
	Wendy Stonestreet/E	5/3/16	1850		5/4/16	05:05	3.7	Y	Y	Y
							2.3	Y	Y	Y

SAMPLER NAME AND SIGNATURE

PRINT Name of SAMPLER: Wendy Stonestreet

SIGNATURE of SAMPLER: [signature] DATE Signed (MM/DD/YY): 5/6/16

Temp in °C | Received on Ice (Y/N) | Custody Sealed Cooler (Y/N) | Samples Intact (Y/N)

*Important Note: By signing this form you are accepting Pace's NET 30 day payment terms and agreeing to late charges of 1.5% per month for any invoices not paid within 30 days.

F-ALL-Q-020rev.07, 15-Feb-2007

Pace Analytical Services, Inc.
9608 Loiret Blvd.
Lenexa, KS 66219
(913)599-5665

May 24, 2016

Wendy Stonestreet
Ramboll Environ
7500 College Blvd Ste 925
Overland Park, KS 66210

RE: Project: Fort Smith, AR
Pace Project No.: 60218530

Dear Wendy Stonestreet:
Enclosed are the analytical results for sample(s) received by the laboratory on May 06, 2016. The results relate only to the samples included in this report. Results reported herein conform to the most current TNI standards and the laboratory's Quality Assurance Manual, where applicable, unless otherwise noted in the body of the report.

If you have any questions concerning this report, please feel free to contact me.

Sincerely,

Colleen Clyne
colleen.clyne@pacelabs.com
Project Manager

Enclosures

cc: Tamara Gleason, Ramboll Environ

This report shall not be reproduced, except in full,
without the written consent of Pace Analytical Services, Inc..

Pace Analytical Services, Inc.
9608 Loiret Blvd.
Lenexa, KS 66219
(913)599-5665

CERTIFICATIONS

Project: Fort Smith, AR
Pace Project No.: 60218530

Kansas Certification IDs

9608 Loiret Boulevard, Lenexa, KS 66219
WY STR Certification #: 2456.01
Arkansas Certification #: 15-016-0
Illinois Certification #: 003097
Iowa Certification #: 118
Kansas/NELAP Certification #: E-10116
Louisiana Certification #: 03055
Nevada Certification #: KS000212008A
Oklahoma Certification #: 9205/9935
Texas Certification #: T104704407
Utah Certification #: KS00021
Kansas Field Laboratory Accreditation: # E-92587

Dallas Certification IDs:

400 West Bethany Dr Suite 190, Allen, TX 75013
EPA# TX00074
Texas Certification #: T104704232-15-12
Texas Certification #: T104704232-14-8
Kansas Certification #: E-10388
Arkansas Certification #: 88-0647
Oklahoma Certification #: 2014-055
Louisiana Certification #: 02007

This report shall not be reproduced, except in full,
without the written consent of Pace Analytical Services, Inc..

Pace Analytical Services, Inc.
9608 Loiret Blvd.
Lenexa, KS 66219
(913)599-5665

SAMPLE SUMMARY

Project: Fort Smith, AR
Pace Project No.: 60218530

Lab ID	Sample ID	Matrix	Date Collected	Date Received
60218530001	**MW-97-201605**	Water	05/05/16 09:30	05/06/16 09:51
60218530002	**EB-08-201605**	Water	05/05/16 15:32	05/06/16 09:51

This report shall not be reproduced, except in full,
without the written consent of Pace Analytical Services, Inc..

Pace Analytical Services, Inc.
9608 Loiret Blvd.
Lenexa, KS 66219
(913)599-5665

SAMPLE ANALYTE COUNT

Project: Fort Smith, AR
Pace Project No.: 60218530

Lab ID	Sample ID	Method	Analysts	Analytes Reported	Laboratory
60218530001	**MW-97-201605**	EPA 8015 - Alcohol	MS1	1	PASI-D
		EPA 6010	SMW	2	PASI-K
		EPA 5030B/8260	PGH	38	PASI-K
		SM 2320B	HMM	3	PASI-K
		SM 3500-Fe B#4	TJG	1	PASI-K
		SM 4500-H+B	TJG	1	PASI-K
		SM 4500-S-2 D	HMM	1	PASI-K
		EPA 300.0	OL	2	PASI-K
		EPA 350.1	RAB	1	PASI-K
		EPA 353.2	CRS	3	PASI-K
		SM 4500-CO2 D	TJG	1	PASI-K
		SM 5310C	LDB	1	PASI-K
		SM 4500-P E	AR1	1	PASI-D
60218530002	**EB-08-201605**	EPA 5030B/8260	PGH	38	PASI-K

This report shall not be reproduced, except in full,
without the written consent of Pace Analytical Services, Inc..

Pace Analytical Services, Inc.
9608 Loiret Blvd.
Lenexa, KS 66219
(913)599-5665

PROJECT NARRATIVE

Project: Fort Smith, AR
Pace Project No.: 60218530

Method: **EPA 8015 - Alcohol**
Description: Alcohol by Direct Inject GCFID
Client: Ramboll Environ_AR
Date: May 24, 2016

General Information:
1 sample was analyzed for EPA 8015 - Alcohol. All samples were received in acceptable condition with any exceptions noted below or on the chain-of custody and/or the sample condition upon receipt form (SCUR) attached at the end of this report.

Hold Time:
The samples were analyzed within the method required hold times with any exceptions noted below.

Initial Calibrations (including MS Tune as applicable):
All criteria were within method requirements with any exceptions noted below.

Continuing Calibration:
All criteria were within method requirements with any exceptions noted below.

Surrogates:
All surrogates were within QC limits with any exceptions noted below.

Method Blank:
All analytes were below the report limit in the method blank, where applicable, with any exceptions noted below.

Laboratory Control Spike:
All laboratory control spike compounds were within QC limits with any exceptions noted below.

Matrix Spikes:
All percent recoveries and relative percent differences (RPDs) were within acceptance criteria with any exceptions noted below.

Additional Comments:

This report shall not be reproduced, except in full,
without the written consent of Pace Analytical Services, Inc..

Pace Analytical Services, Inc.
9608 Loiret Blvd.
Lenexa, KS 66219
(913)599-5665

PROJECT NARRATIVE

Project: Fort Smith, AR
Pace Project No.: 60218530

Method: **EPA 6010**
Description: 6010 MET ICP
Client: Ramboll Environ_AR
Date: May 24, 2016

General Information:
1 sample was analyzed for EPA 6010. All samples were received in acceptable condition with any exceptions noted below or on the chain-of custody and/or the sample condition upon receipt form (SCUR) attached at the end of this report.

Hold Time:
The samples were analyzed within the method required hold times with any exceptions noted below.

Sample Preparation:
The samples were prepared in accordance with EPA 3010 with any exceptions noted below.

Initial Calibrations (including MS Tune as applicable):
All criteria were within method requirements with any exceptions noted below.

Continuing Calibration:
All criteria were within method requirements with any exceptions noted below.

Method Blank:
All analytes were below the report limit in the method blank, where applicable, with any exceptions noted below.

QC Batch: MPRP/35833

B: Analyte was detected in the associated method blank.
- BLANK for HBN 429562 [MPRP/358 (Lab ID: 1754898)
  - Manganese

Laboratory Control Spike:
All laboratory control spike compounds were within QC limits with any exceptions noted below.

Matrix Spikes:
All percent recoveries and relative percent differences (RPDs) were within acceptance criteria with any exceptions noted below.

Additional Comments:

This report shall not be reproduced, except in full,
without the written consent of Pace Analytical Services, Inc..

Pace Analytical Services, Inc.
9608 Loiret Blvd.
Lenexa, KS 66219
(913)599-5665

PROJECT NARRATIVE

Project: Fort Smith, AR
Pace Project No.: 60218530

Method: **EPA 5030B/8260**
Description: 8260 MSV
Client: Ramboll Environ_AR
Date: May 24, 2016

General Information:
2 samples were analyzed for EPA 5030B/8260. All samples were received in acceptable condition with any exceptions noted below or on the chain-of custody and/or the sample condition upon receipt form (SCUR) attached at the end of this report.

Hold Time:
The samples were analyzed within the method required hold times with any exceptions noted below.

Initial Calibrations (including MS Tune as applicable):
All criteria were within method requirements with any exceptions noted below.

Continuing Calibration:
All criteria were within method requirements with any exceptions noted below.

Internal Standards:
All internal standards were within QC limits with any exceptions noted below.

Surrogates:
All surrogates were within QC limits with any exceptions noted below.

Method Blank:
All analytes were below the report limit in the method blank, where applicable, with any exceptions noted below.

Laboratory Control Spike:
All laboratory control spike compounds were within QC limits with any exceptions noted below.

Matrix Spikes:
All percent recoveries and relative percent differences (RPDs) were within acceptance criteria with any exceptions noted below.

QC Batch: MSV/75721

A matrix spike and/or matrix spike duplicate (MS/MSD) were performed on the following sample(s): 60218544005

M1: Matrix spike recovery exceeded QC limits. Batch accepted based on laboratory control sample (LCS) recovery.

- MS (Lab ID: 1756183)
  - Styrene
- MSD (Lab ID: 1756184)
  - Styrene

Additional Comments:

REPORT OF LABORATORY ANALYSIS

This report shall not be reproduced, except in full,
without the written consent of Pace Analytical Services, Inc..

Pace Analytical Services, Inc.
9608 Loiret Blvd.
Lenexa, KS 66219
(913)599-5665

PROJECT NARRATIVE

Project: Fort Smith, AR
Pace Project No.: 60218530

Method: **SM 2320B**
Description: 2320B Alkalinity
Client: Ramboll Environ_AR
Date: May 24, 2016

General Information:
1 sample was analyzed for SM 2320B. All samples were received in acceptable condition with any exceptions noted below or on the chain-of custody and/or the sample condition upon receipt form (SCUR) attached at the end of this report.

Hold Time:
The samples were analyzed within the method required hold times with any exceptions noted below.

Method Blank:
All analytes were below the report limit in the method blank, where applicable, with any exceptions noted below.

Laboratory Control Spike:
All laboratory control spike compounds were within QC limits with any exceptions noted below.

Matrix Spikes:
All percent recoveries and relative percent differences (RPDs) were within acceptance criteria with any exceptions noted below.

Duplicate Sample:
All duplicate sample results were within method acceptance criteria with any exceptions noted below.

Additional Comments:

This report shall not be reproduced, except in full,
without the written consent of Pace Analytical Services, Inc..

Pace Analytical Services, Inc.
9608 Loiret Blvd.
Lenexa, KS 66219
(913)599-5665

PROJECT NARRATIVE

Project: Fort Smith, AR
Pace Project No.: 60218530

Method: **SM 3500-Fe B#4**
Description: Iron, Ferric (Calculation)
Client: Ramboll Environ_AR
Date: May 24, 2016

General Information:
1 sample was analyzed for SM 3500-Fe B#4. All samples were received in acceptable condition with any exceptions noted below or on the chain-of custody and/or the sample condition upon receipt form (SCUR) attached at the end of this report.

Hold Time:
The samples were analyzed within the method required hold times with any exceptions noted below.

Method Blank:
All analytes were below the report limit in the method blank, where applicable, with any exceptions noted below.

Laboratory Control Spike:
All laboratory control spike compounds were within QC limits with any exceptions noted below.

Matrix Spikes:
All percent recoveries and relative percent differences (RPDs) were within acceptance criteria with any exceptions noted below.

Additional Comments:

Batch Comments:

Ferrous Fe performed in the field
- QC Batch: WET / 61838

This report shall not be reproduced, except in full,
without the written consent of Pace Analytical Services, Inc..

Pace Analytical Services, Inc.
9608 Loiret Blvd.
Lenexa, KS 66219
(913)599-5665

PROJECT NARRATIVE

Project: Fort Smith, AR
Pace Project No.: 60218530

Method: **SM 4500-H+B**
Description: 4500H+ pH, Electrometric
Client: Ramboll Environ_AR
Date: May 24, 2016

General Information:
1 sample was analyzed for SM 4500-H+B. All samples were received in acceptable condition with any exceptions noted below or on the chain-of custody and/or the sample condition upon receipt form (SCUR) attached at the end of this report.

Hold Time:
The samples were analyzed within the method required hold times with any exceptions noted below.

H6: Analysis initiated outside of the 15 minute EPA required holding time.
- MW-97-201605 (Lab ID: 60218530001)

Method Blank:
All analytes were below the report limit in the method blank, where applicable, with any exceptions noted below.

Laboratory Control Spike:
All laboratory control spike compounds were within QC limits with any exceptions noted below.

Matrix Spikes:
All percent recoveries and relative percent differences (RPDs) were within acceptance criteria with any exceptions noted below.

Additional Comments:

Analyte Comments:

QC Batch: WET/61983

1e: Field pH
- MW-97-201605 (Lab ID: 60218530001)
  - pH at 25 Degrees C

This report shall not be reproduced, except in full,
without the written consent of Pace Analytical Services, Inc..

Pace Analytical Services, Inc.
9608 Loiret Blvd.
Lenexa, KS 66219
(913)599-5665

PROJECT NARRATIVE

Project: Fort Smith, AR
Pace Project No.: 60218530

Method: **SM 4500-S-2 D**
Description: 4500S2D Sulfide, Total
Client: Ramboll Environ_AR
Date: May 24, 2016

General Information:
1 sample was analyzed for SM 4500-S-2 D. All samples were received in acceptable condition with any exceptions noted below or on the chain-of custody and/or the sample condition upon receipt form (SCUR) attached at the end of this report.

Hold Time:
The samples were analyzed within the method required hold times with any exceptions noted below.

Method Blank:
All analytes were below the report limit in the method blank, where applicable, with any exceptions noted below.

Laboratory Control Spike:
All laboratory control spike compounds were within QC limits with any exceptions noted below.

Matrix Spikes:
All percent recoveries and relative percent differences (RPDs) were within acceptance criteria with any exceptions noted below.

Duplicate Sample:
All duplicate sample results were within method acceptance criteria with any exceptions noted below.

Additional Comments:

This report shall not be reproduced, except in full,
without the written consent of Pace Analytical Services, Inc..

Pace Analytical Services, Inc.
9608 Loiret Blvd.
Lenexa, KS 66219
(913)599-5665

PROJECT NARRATIVE

Project: Fort Smith, AR
Pace Project No.: 60218530

Method: **EPA 300.0**
Description: 300.0 IC Anions 28 Days
Client: Ramboll Environ_AR
Date: May 24, 2016

General Information:
1 sample was analyzed for EPA 300.0. All samples were received in acceptable condition with any exceptions noted below or on the chain-of custody and/or the sample condition upon receipt form (SCUR) attached at the end of this report.

Hold Time:
The samples were analyzed within the method required hold times with any exceptions noted below.

Initial Calibrations (including MS Tune as applicable):
All criteria were within method requirements with any exceptions noted below.

Continuing Calibration:
All criteria were within method requirements with any exceptions noted below.

Method Blank:
All analytes were below the report limit in the method blank, where applicable, with any exceptions noted below.

Laboratory Control Spike:
All laboratory control spike compounds were within QC limits with any exceptions noted below.

Matrix Spikes:
All percent recoveries and relative percent differences (RPDs) were within acceptance criteria with any exceptions noted below.

Additional Comments:

This report shall not be reproduced, except in full,
without the written consent of Pace Analytical Services, Inc..

Pace Analytical Services, Inc.
9608 Loiret Blvd.
Lenexa, KS 66219
(913)599-5665

PROJECT NARRATIVE

Project: Fort Smith, AR
Pace Project No.: 60218530

Method: **EPA 350.1**
Description: 350.1 Ammonia
Client: Ramboll Environ_AR
Date: May 24, 2016

General Information:
1 sample was analyzed for EPA 350.1. All samples were received in acceptable condition with any exceptions noted below or on the chain-of custody and/or the sample condition upon receipt form (SCUR) attached at the end of this report.

Hold Time:
The samples were analyzed within the method required hold times with any exceptions noted below.

Initial Calibrations (including MS Tune as applicable):
All criteria were within method requirements with any exceptions noted below.

Continuing Calibration:
All criteria were within method requirements with any exceptions noted below.

Method Blank:
All analytes were below the report limit in the method blank, where applicable, with any exceptions noted below.

Laboratory Control Spike:
All laboratory control spike compounds were within QC limits with any exceptions noted below.

Matrix Spikes:
All percent recoveries and relative percent differences (RPDs) were within acceptance criteria with any exceptions noted below.

Duplicate Sample:
All duplicate sample results were within method acceptance criteria with any exceptions noted below.

Additional Comments:

This report shall not be reproduced, except in full,
without the written consent of Pace Analytical Services, Inc..

Pace Analytical Services, Inc.
9608 Loiret Blvd.
Lenexa, KS 66219
(913)599-5665

PROJECT NARRATIVE

Project: Fort Smith, AR
Pace Project No.: 60218530

Method: **EPA 353.2**
Description: 353.2 Nitrogen, NO2/NO3 unpres
Client: Ramboll Environ_AR
Date: May 24, 2016

General Information:
1 sample was analyzed for EPA 353.2. All samples were received in acceptable condition with any exceptions noted below or on the chain-of custody and/or the sample condition upon receipt form (SCUR) attached at the end of this report.

Hold Time:
The samples were analyzed within the method required hold times with any exceptions noted below.

Initial Calibrations (including MS Tune as applicable):
All criteria were within method requirements with any exceptions noted below.

Continuing Calibration:
All criteria were within method requirements with any exceptions noted below.

Method Blank:
All analytes were below the report limit in the method blank, where applicable, with any exceptions noted below.

Laboratory Control Spike:
All laboratory control spike compounds were within QC limits with any exceptions noted below.

Matrix Spikes:
All percent recoveries and relative percent differences (RPDs) were within acceptance criteria with any exceptions noted below.

QC Batch: WETA/39335

A matrix spike and/or matrix spike duplicate (MS/MSD) were performed on the following sample(s): 60218440002,60218530001

M1: Matrix spike recovery exceeded QC limits. Batch accepted based on laboratory control sample (LCS) recovery.

- MS (Lab ID: 1753456)
  - Nitrogen, Nitrite

Duplicate Sample:
All duplicate sample results were within method acceptance criteria with any exceptions noted below.

Additional Comments:

This report shall not be reproduced, except in full,
without the written consent of Pace Analytical Services, Inc..

Pace Analytical Services, Inc.
9608 Loiret Blvd.
Lenexa, KS 66219
(913)599-5665

PROJECT NARRATIVE

Project: Fort Smith, AR
Pace Project No.: 60218530

Method: **SM 4500-CO2 D**
Description: Total Carbon Dioxide Calc
Client: Ramboll Environ_AR
Date: May 24, 2016

General Information:
1 sample was analyzed for SM 4500-CO2 D. All samples were received in acceptable condition with any exceptions noted below or on the chain-of custody and/or the sample condition upon receipt form (SCUR) attached at the end of this report.

Hold Time:
The samples were analyzed within the method required hold times with any exceptions noted below.

Initial Calibrations (including MS Tune as applicable):
All criteria were within method requirements with any exceptions noted below.

Continuing Calibration:
All criteria were within method requirements with any exceptions noted below.

Method Blank:
All analytes were below the report limit in the method blank, where applicable, with any exceptions noted below.

Laboratory Control Spike:
All laboratory control spike compounds were within QC limits with any exceptions noted below.

Matrix Spikes:
All percent recoveries and relative percent differences (RPDs) were within acceptance criteria with any exceptions noted below.

Additional Comments:

This report shall not be reproduced, except in full,
without the written consent of Pace Analytical Services, Inc..

Pace Analytical Services, Inc.
9608 Loiret Blvd.
Lenexa, KS 66219
(913)599-5665

PROJECT NARRATIVE

Project: Fort Smith, AR
Pace Project No.: 60218530

Method: **SM 5310C**
Description: 5310C TOC
Client: Ramboll Environ_AR
Date: May 24, 2016

General Information:
1 sample was analyzed for SM 5310C. All samples were received in acceptable condition with any exceptions noted below or on the chain-of custody and/or the sample condition upon receipt form (SCUR) attached at the end of this report.

Hold Time:
The samples were analyzed within the method required hold times with any exceptions noted below.

Initial Calibrations (including MS Tune as applicable):
All criteria were within method requirements with any exceptions noted below.

Continuing Calibration:
All criteria were within method requirements with any exceptions noted below.

Method Blank:
All analytes were below the report limit in the method blank, where applicable, with any exceptions noted below.

QC Batch: WETA/39439

B: Analyte was detected in the associated method blank.

- BLANK for HBN 429986 [WETA/394 (Lab ID: 1756867)
  - Total Organic Carbon

Laboratory Control Spike:
All laboratory control spike compounds were within QC limits with any exceptions noted below.

Matrix Spikes:
All percent recoveries and relative percent differences (RPDs) were within acceptance criteria with any exceptions noted below.

Duplicate Sample:
All duplicate sample results were within method acceptance criteria with any exceptions noted below.

Additional Comments:

This report shall not be reproduced, except in full,
without the written consent of Pace Analytical Services, Inc..

Pace Analytical Services, Inc.
9608 Loiret Blvd.
Lenexa, KS 66219
(913)599-5665

PROJECT NARRATIVE

Project: Fort Smith, AR
Pace Project No.: 60218530

Method: **SM 4500-P E**
Description: SM4500P-E, Total Phosphorus
Client: Ramboll Environ_AR
Date: May 24, 2016

General Information:
1 sample was analyzed for SM 4500-P E. All samples were received in acceptable condition with any exceptions noted below or on the chain-of custody and/or the sample condition upon receipt form (SCUR) attached at the end of this report.

Hold Time:
The samples were analyzed within the method required hold times with any exceptions noted below.

Sample Preparation:
The samples were prepared in accordance with SM4500-P B with any exceptions noted below.

Initial Calibrations (including MS Tune as applicable):
All criteria were within method requirements with any exceptions noted below.

Continuing Calibration:
All criteria were within method requirements with any exceptions noted below.

Method Blank:
All analytes were below the report limit in the method blank, where applicable, with any exceptions noted below.

Laboratory Control Spike:
All laboratory control spike compounds were within QC limits with any exceptions noted below.

Matrix Spikes:
All percent recoveries and relative percent differences (RPDs) were within acceptance criteria with any exceptions noted below.

QC Batch: WETA/11531

A matrix spike and/or matrix spike duplicate (MS/MSD) were performed on the following sample(s): 60218544005,60218544009

M1: Matrix spike recovery exceeded QC limits. Batch accepted based on laboratory control sample (LCS) recovery.

- MSD (Lab ID: 227855)
  - Phosphate as P04

R1: RPD value was outside control limits.

- MSD (Lab ID: 227855)
  - Phosphate as P04

Additional Comments:

This data package has been reviewed for quality and completeness and is approved for release.

This report shall not be reproduced, except in full,
without the written consent of Pace Analytical Services, Inc..

Pace Analytical Services, Inc.
9608 Loiret Blvd.
Lenexa, KS 66219
(913)599-5665

ANALYTICAL RESULTS

Project: Fort Smith, AR
Pace Project No.: 60218530

Sample: MW-97-201605 **Lab ID: 60218530001** Collected: 05/05/16 09:30 Received: 05/06/16 09:51 Matrix: Water

Parameters	Results	Units	Report Limit	MDL	DF	Prepared	Analyzed	CAS No.	Qual
Alcohol by Direct Inject GCFID	Analytical Method: EPA 8015 - Alcohol								
2-Chloroethanol	ND	ug/L	10000	1530	1		05/11/16 22:32	107-07-3	
6010 MET ICP	Analytical Method: EPA 6010 Preparation Method: EPA 3010								
Iron	**252**	ug/L	50.0	8.8	1	05/09/16 16:50	05/10/16 11:45	7439-89-6	
Manganese	**15.9**	ug/L	5.0	0.25	1	05/09/16 16:50	05/10/16 11:45	7439-96-5	B
8260 MSV	Analytical Method: EPA 5030B/8260								
Acetone	ND	ug/L	10.0	1.9	1		05/11/16 23:19	67-64-1	
Benzene	ND	ug/L	1.0	0.060	1		05/11/16 23:19	71-43-2	
Bromodichloromethane	ND	ug/L	1.0	0.19	1		05/11/16 23:19	75-27-4	
Bromoform	ND	ug/L	1.0	0.070	1		05/11/16 23:19	75-25-2	
Bromomethane	ND	ug/L	5.0	0.16	1		05/11/16 23:19	74-83-9	
2-Butanone (MEK)	ND	ug/L	10.0	0.59	1		05/11/16 23:19	78-93-3	
Carbon disulfide	ND	ug/L	5.0	0.12	1		05/11/16 23:19	75-15-0	
Carbon tetrachloride	ND	ug/L	1.0	0.18	1		05/11/16 23:19	56-23-5	
Chlorobenzene	ND	ug/L	1.0	0.21	1		05/11/16 23:19	108-90-7	
Chloroethane	ND	ug/L	1.0	0.15	1		05/11/16 23:19	75-00-3	
Chloroform	ND	ug/L	1.0	0.14	1		05/11/16 23:19	67-66-3	
Chloromethane	ND	ug/L	1.0	0.080	1		05/11/16 23:19	74-87-3	
Dibromochloromethane	ND	ug/L	1.0	0.21	1		05/11/16 23:19	124-48-1	
1,1-Dichloroethane	ND	ug/L	1.0	0.050	1		05/11/16 23:19	75-34-3	
1,2-Dichloroethane	ND	ug/L	1.0	0.12	1		05/11/16 23:19	107-06-2	
1,1-Dichloroethene	ND	ug/L	1.0	0.20	1		05/11/16 23:19	75-35-4	
cis-1,2-Dichloroethene	**0.28J**	ug/L	1.0	0.080	1		05/11/16 23:19	156-59-2	
trans-1,2-Dichloroethene	ND	ug/L	1.0	0.20	1		05/11/16 23:19	156-60-5	
1,2-Dichloropropane	ND	ug/L	1.0	0.16	1		05/11/16 23:19	78-87-5	
cis-1,3-Dichloropropene	ND	ug/L	1.0	0.14	1		05/11/16 23:19	10061-01-5	
trans-1,3-Dichloropropene	ND	ug/L	1.0	0.12	1		05/11/16 23:19	10061-02-6	
Ethylbenzene	ND	ug/L	1.0	0.18	1		05/11/16 23:19	100-41-4	
2-Hexanone	ND	ug/L	10.0	1.2	1		05/11/16 23:19	591-78-6	
Methylene chloride	ND	ug/L	1.0	0.15	1		05/11/16 23:19	75-09-2	
4-Methyl-2-pentanone (MIBK)	ND	ug/L	10.0	0.42	1		05/11/16 23:19	108-10-1	
Styrene	ND	ug/L	1.0	0.12	1		05/11/16 23:19	100-42-5	
1,1,2,2-Tetrachloroethane	ND	ug/L	1.0	0.15	1		05/11/16 23:19	79-34-5	
Tetrachloroethene	ND	ug/L	1.0	0.10	1		05/11/16 23:19	127-18-4	
Toluene	ND	ug/L	1.0	0.17	1		05/11/16 23:19	108-88-3	
1,1,1-Trichloroethane	ND	ug/L	1.0	0.11	1		05/11/16 23:19	71-55-6	
1,1,2-Trichloroethane	ND	ug/L	1.0	0.20	1		05/11/16 23:19	79-00-5	
Trichloroethene	ND	ug/L	1.0	0.17	1		05/11/16 23:19	79-01-6	
Vinyl chloride	ND	ug/L	1.0	0.13	1		05/11/16 23:19	75-01-4	
Xylene (Total)	ND	ug/L	3.0	0.42	1		05/11/16 23:19	1330-20-7	
Surrogates									
4-Bromofluorobenzene (S)	99	%	77-130		1		05/11/16 23:19	460-00-4	
1,2-Dichloroethane-d4 (S)	101	%	81-127		1		05/11/16 23:19	17060-07-0	
Toluene-d8 (S)	100	%	80-120		1		05/11/16 23:19	2037-26-5	
Preservation pH	**1.0**		0.10	0.10	1		05/11/16 23:19		

REPORT OF LABORATORY ANALYSIS

This report shall not be reproduced, except in full,
without the written consent of Pace Analytical Services, Inc..

Pace Analytical Services, Inc.
9608 Loiret Blvd.
Lenexa, KS 66219
(913)599-5665

ANALYTICAL RESULTS

Project: Fort Smith, AR
Pace Project No.: 60218530

Sample: MW-97-201605 **Lab ID: 60218530001** Collected: 05/05/16 09:30 Received: 05/06/16 09:51 Matrix: Water

Parameters	Results	Units	Report Limit	MDL	DF	Prepared	Analyzed	CAS No.	Qual
2320B Alkalinity	Analytical Method: SM 2320B								
Alkalinity,Bicarbonate (CaCO3)	**67.7**	mg/L	20.0	2.0	1		05/16/16 10:00		
Alkalinity, Carbonate (CaCO3)	ND	mg/L	20.0	2.0	1		05/16/16 10:00		
Alkalinity, Total as CaCO3	**67.7**	mg/L	20.0	2.0	1		05/16/16 10:00		
Iron, Ferric (Calculation)	Analytical Method: SM 3500-Fe B#4								
Iron, Ferric	**0.24**	mg/L	0.20		1		05/17/12 00:00	7439-89-6	
4500H+ pH, Electrometric	Analytical Method: SM 4500-H+B								
pH at 25 Degrees C	**6.1**	Std. Units	0.10	0.10	1		05/23/16 00:00		1e,H6
4500S2D Sulfide, Total	Analytical Method: SM 4500-S-2 D								
Sulfide, Total	ND	mg/L	0.050	0.012	1		05/12/16 12:21	18496-25-8	
300.0 IC Anions 28 Days	Analytical Method: EPA 300.0								
Chloride	**8.9**	mg/L	1.0	0.50	1		05/12/16 09:40	16887-00-6	
Sulfate	**46.4**	mg/L	5.0	1.2	5		05/12/16 10:27	14808-79-8	
350.1 Ammonia	Analytical Method: EPA 350.1								
Nitrogen, Ammonia	ND	mg/L	0.10	0.046	1		05/09/16 19:36	7664-41-7	
353.2 Nitrogen, NO2/NO3 unpres	Analytical Method: EPA 353.2								
Nitrogen, Nitrate	**0.54**	mg/L	0.10	0.012	1		05/06/16 17:13		
Nitrogen, Nitrite	ND	mg/L	0.10	0.010	1		05/06/16 17:13		
Nitrogen, NO2 plus NO3	**0.54**	mg/L	0.10	0.012	1		05/06/16 17:13		
Total Carbon Dioxide Calc	Analytical Method: SM 4500-CO2 D								
Carbon Dioxide Calculation	**160**	mg/L	20.0	20.0	1		05/23/16 00:00		
5310C TOC	Analytical Method: SM 5310C								
Total Organic Carbon	**1.0J**	mg/L	1.0	0.054	1		05/12/16 17:24	7440-44-0	B
SM4500P-E, Total Phosphorus	Analytical Method: SM 4500-P E Preparation Method: SM4500-P B								
Phosphate as P04	**0.13**	mg/L	0.030	0.010	1	05/17/16 07:22	05/17/16 12:33		

REPORT OF LABORATORY ANALYSIS

This report shall not be reproduced, except in full,
without the written consent of Pace Analytical Services, Inc..

Pace Analytical Services, Inc.
9608 Loiret Blvd.
Lenexa, KS 66219
(913)599-5665

ANALYTICAL RESULTS

Project: Fort Smith, AR
Pace Project No.: 60218530

Sample: EB-08-201605 **Lab ID: 60218530002** Collected: 05/05/16 15:32 Received: 05/06/16 09:51 Matrix: Water

Parameters	Results	Units	Report Limit	MDL	DF	Prepared	Analyzed	CAS No.	Qual
8260 MSV	Analytical Method: EPA 5030B/8260								
Acetone	ND	ug/L	10.0	1.9	1		05/11/16 23:33	67-64-1	
Benzene	ND	ug/L	1.0	0.060	1		05/11/16 23:33	71-43-2	
Bromodichloromethane	ND	ug/L	1.0	0.19	1		05/11/16 23:33	75-27-4	
Bromoform	ND	ug/L	1.0	0.070	1		05/11/16 23:33	75-25-2	
Bromomethane	ND	ug/L	5.0	0.16	1		05/11/16 23:33	74-83-9	
2-Butanone (MEK)	ND	ug/L	10.0	0.59	1		05/11/16 23:33	78-93-3	
Carbon disulfide	ND	ug/L	5.0	0.12	1		05/11/16 23:33	75-15-0	
Carbon tetrachloride	ND	ug/L	1.0	0.18	1		05/11/16 23:33	56-23-5	
Chlorobenzene	ND	ug/L	1.0	0.21	1		05/11/16 23:33	108-90-7	
Chloroethane	ND	ug/L	1.0	0.15	1		05/11/16 23:33	75-00-3	
Chloroform	ND	ug/L	1.0	0.14	1		05/11/16 23:33	67-66-3	
Chloromethane	ND	ug/L	1.0	0.080	1		05/11/16 23:33	74-87-3	
Dibromochloromethane	ND	ug/L	1.0	0.21	1		05/11/16 23:33	124-48-1	
1,1-Dichloroethane	ND	ug/L	1.0	0.050	1		05/11/16 23:33	75-34-3	
1,2-Dichloroethane	ND	ug/L	1.0	0.12	1		05/11/16 23:33	107-06-2	
1,1-Dichloroethene	ND	ug/L	1.0	0.20	1		05/11/16 23:33	75-35-4	
cis-1,2-Dichloroethene	ND	ug/L	1.0	0.080	1		05/11/16 23:33	156-59-2	
trans-1,2-Dichloroethene	ND	ug/L	1.0	0.20	1		05/11/16 23:33	156-60-5	
1,2-Dichloropropane	ND	ug/L	1.0	0.16	1		05/11/16 23:33	78-87-5	
cis-1,3-Dichloropropene	ND	ug/L	1.0	0.14	1		05/11/16 23:33	10061-01-5	
trans-1,3-Dichloropropene	ND	ug/L	1.0	0.12	1		05/11/16 23:33	10061-02-6	
Ethylbenzene	ND	ug/L	1.0	0.18	1		05/11/16 23:33	100-41-4	
2-Hexanone	ND	ug/L	10.0	1.2	1		05/11/16 23:33	591-78-6	
Methylene chloride	ND	ug/L	1.0	0.15	1		05/11/16 23:33	75-09-2	
4-Methyl-2-pentanone (MIBK)	ND	ug/L	10.0	0.42	1		05/11/16 23:33	108-10-1	
Styrene	ND	ug/L	1.0	0.12	1		05/11/16 23:33	100-42-5	
1,1,2,2-Tetrachloroethane	ND	ug/L	1.0	0.15	1		05/11/16 23:33	79-34-5	
Tetrachloroethene	ND	ug/L	1.0	0.10	1		05/11/16 23:33	127-18-4	
Toluene	ND	ug/L	1.0	0.17	1		05/11/16 23:33	108-88-3	
1,1,1-Trichloroethane	ND	ug/L	1.0	0.11	1		05/11/16 23:33	71-55-6	
1,1,2-Trichloroethane	ND	ug/L	1.0	0.20	1		05/11/16 23:33	79-00-5	
Trichloroethene	ND	ug/L	1.0	0.17	1		05/11/16 23:33	79-01-6	
Vinyl chloride	ND	ug/L	1.0	0.13	1		05/11/16 23:33	75-01-4	
Xylene (Total)	ND	ug/L	3.0	0.42	1		05/11/16 23:33	1330-20-7	
Surrogates									
4-Bromofluorobenzene (S)	99	%	77-130		1		05/11/16 23:33	460-00-4	
1,2-Dichloroethane-d4 (S)	101	%	81-127		1		05/11/16 23:33	17060-07-0	
Toluene-d8 (S)	102	%	80-120		1		05/11/16 23:33	2037-26-5	
Preservation pH	**1.0**		0.10	0.10	1		05/11/16 23:33		

REPORT OF LABORATORY ANALYSIS

This report shall not be reproduced, except in full,
without the written consent of Pace Analytical Services, Inc..

Pace Analytical Services, Inc.
9608 Loiret Blvd.
Lenexa, KS 66219
(913)599-5665

QUALITY CONTROL DATA

Project: Fort Smith, AR
Pace Project No.: 60218530

QC Batch: GCSV/5445
QC Batch Method: EPA 8015 - Alcohol
Analysis Method: EPA 8015 - Alcohol
Analysis Description: Alcohol by Direct Inject GCFID
Associated Lab Samples: 60218530001

METHOD BLANK: 226545 Matrix: Water
Associated Lab Samples:

Parameter	Units	Blank Result	Reporting Limit	MDL	Analyzed	Qualifiers
2-Chloroethanol	ug/L	ND	10000	1530	05/11/16 17:51	

LABORATORY CONTROL SAMPLE: 226546

Parameter	Units	Spike Conc.	LCS Result	LCS % Rec	% Rec Limits	Qualifiers
2-Chloroethanol	ug/L	100000	101000	101	40-140	

MATRIX SPIKE & MATRIX SPIKE DUPLICATE: 226547 226548

Parameter	Units	60218544005 Result	MS Spike Conc.	MSD Spike Conc.	MS Result	MSD Result	MS % Rec	MSD % Rec	% Rec Limits	RPD	Max RPD	Qual
2-Chloroethanol	ug/L	ND	100000	100000	104000	99800	104	100	40-140	4	40	

Results presented on this page are in the units indicated by the "Units" column except where an alternate unit is presented to the right of the result.

REPORT OF LABORATORY ANALYSIS

This report shall not be reproduced, except in full,
without the written consent of Pace Analytical Services, Inc..

Pace Analytical Services, Inc.
9608 Loiret Blvd.
Lenexa, KS 66219
(913)599-5665

QUALITY CONTROL DATA

Project: Fort Smith, AR
Pace Project No.: 60218530

QC Batch: MPRP/35833
QC Batch Method: EPA 3010
Analysis Method: EPA 6010
Analysis Description: 6010 MET
Associated Lab Samples: 60218530001

METHOD BLANK: 1754898 Matrix: Water
Associated Lab Samples: 60218530001

Parameter	Units	Blank Result	Reporting Limit	MDL	Analyzed	Qualifiers
Iron	ug/L	ND	50.0	8.8	05/10/16 10:48	
Manganese	ug/L	1.8J	5.0	0.25	05/10/16 10:48	

LABORATORY CONTROL SAMPLE: 1754899

Parameter	Units	Spike Conc.	LCS Result	LCS % Rec	% Rec Limits	Qualifiers
Iron	ug/L	10000	9510	95	80-120	
Manganese	ug/L	1000	964	96	80-120	

MATRIX SPIKE & MATRIX SPIKE DUPLICATE: 1754900 1754901

Parameter	Units	60218651005 Result	MS Spike Conc.	MSD Spike Conc.	MS Result	MSD Result	MS % Rec	MSD % Rec	% Rec Limits	RPD	Max RPD	Qual
Iron	ug/L	2000	10000	10000	11200	11200	93	93	75-125	0	20	
Manganese	ug/L	47.1	1000	1000	993	988	95	94	75-125	1	20	

Results presented on this page are in the units indicated by the "Units" column except where an alternate unit is presented to the right of the result.

REPORT OF LABORATORY ANALYSIS

This report shall not be reproduced, except in full,
without the written consent of Pace Analytical Services, Inc..

Pace Analytical Services, Inc.
9608 Loiret Blvd.
Lenexa, KS 66219
(913)599-5665

QUALITY CONTROL DATA

Project: Fort Smith, AR
Pace Project No.: 60218530

QC Batch: MSV/75721
QC Batch Method: EPA 5030B/8260
Analysis Method: EPA 5030B/8260
Analysis Description: 8260 MSV Water 10 mL Purge
Associated Lab Samples: 60218530001, 60218530002

METHOD BLANK: 1756181
Matrix: Water
Associated Lab Samples: 60218530001, 60218530002

Parameter	Units	Blank Result	Reporting Limit	MDL	Analyzed	Qualifiers
1,1,1-Trichloroethane	ug/L	ND	1.0	0.11	05/11/16 20:12	
1,1,2,2-Tetrachloroethane	ug/L	ND	1.0	0.15	05/11/16 20:12	
1,1,2-Trichloroethane	ug/L	ND	1.0	0.20	05/11/16 20:12	
1,1-Dichloroethane	ug/L	ND	1.0	0.050	05/11/16 20:12	
1,1-Dichloroethene	ug/L	ND	1.0	0.20	05/11/16 20:12	
1,2-Dichloroethane	ug/L	ND	1.0	0.12	05/11/16 20:12	
1,2-Dichloropropane	ug/L	ND	1.0	0.16	05/11/16 20:12	
2-Butanone (MEK)	ug/L	ND	10.0	0.59	05/11/16 20:12	
2-Hexanone	ug/L	ND	10.0	1.2	05/11/16 20:12	
4-Methyl-2-pentanone (MIBK)	ug/L	ND	10.0	0.42	05/11/16 20:12	
Acetone	ug/L	ND	10.0	1.9	05/11/16 20:12	
Benzene	ug/L	ND	1.0	0.060	05/11/16 20:12	
Bromodichloromethane	ug/L	ND	1.0	0.19	05/11/16 20:12	
Bromoform	ug/L	ND	1.0	0.070	05/11/16 20:12	
Bromomethane	ug/L	ND	5.0	0.16	05/11/16 20:12	
Carbon disulfide	ug/L	ND	5.0	0.12	05/11/16 20:12	
Carbon tetrachloride	ug/L	ND	1.0	0.18	05/11/16 20:12	
Chlorobenzene	ug/L	ND	1.0	0.21	05/11/16 20:12	
Chloroethane	ug/L	ND	1.0	0.15	05/11/16 20:12	
Chloroform	ug/L	ND	1.0	0.14	05/11/16 20:12	
Chloromethane	ug/L	ND	1.0	0.080	05/11/16 20:12	
cis-1,2-Dichloroethene	ug/L	ND	1.0	0.080	05/11/16 20:12	
cis-1,3-Dichloropropene	ug/L	ND	1.0	0.14	05/11/16 20:12	
Dibromochloromethane	ug/L	ND	1.0	0.21	05/11/16 20:12	
Ethylbenzene	ug/L	ND	1.0	0.18	05/11/16 20:12	
Methylene chloride	ug/L	ND	1.0	0.15	05/11/16 20:12	
Styrene	ug/L	ND	1.0	0.12	05/11/16 20:12	
Tetrachloroethene	ug/L	ND	1.0	0.10	05/11/16 20:12	
Toluene	ug/L	ND	1.0	0.17	05/11/16 20:12	
trans-1,2-Dichloroethene	ug/L	ND	1.0	0.20	05/11/16 20:12	
trans-1,3-Dichloropropene	ug/L	ND	1.0	0.12	05/11/16 20:12	
Trichloroethene	ug/L	ND	1.0	0.17	05/11/16 20:12	
Vinyl chloride	ug/L	ND	1.0	0.13	05/11/16 20:12	
Xylene (Total)	ug/L	ND	3.0	0.42	05/11/16 20:12	
1,2-Dichloroethane-d4 (S)	%	97	81-127		05/11/16 20:12	
4-Bromofluorobenzene (S)	%	98	77-130		05/11/16 20:12	
Toluene-d8 (S)	%	106	80-120		05/11/16 20:12	

Results presented on this page are in the units indicated by the "Units" column except where an alternate unit is presented to the right of the result.

REPORT OF LABORATORY ANALYSIS

This report shall not be reproduced, except in full,
without the written consent of Pace Analytical Services, Inc..

Pace Analytical Services, Inc.
9608 Loiret Blvd.
Lenexa, KS 66219
(913)599-5665

QUALITY CONTROL DATA

Project: Fort Smith, AR
Pace Project No.: 60218530

LABORATORY CONTROL SAMPLE: 1756182

Parameter	Units	Spike Conc.	LCS Result	LCS % Rec	% Rec Limits	Qualifiers
1,1,1-Trichloroethane	ug/L	20	16.9	84	81-116	
1,1,2,2-Tetrachloroethane	ug/L	20	18.6	93	72-117	
1,1,2-Trichloroethane	ug/L	20	17.3	87	79-108	
1,1-Dichloroethane	ug/L	20	17.4	87	83-117	
1,1-Dichloroethene	ug/L	20	16.9	85	74-114	
1,2-Dichloroethane	ug/L	20	17.6	88	72-116	
1,2-Dichloropropane	ug/L	20	18.1	90	80-120	
2-Butanone (MEK)	ug/L	100	81.1	81	67-129	
2-Hexanone	ug/L	100	91.5	92	70-128	
4-Methyl-2-pentanone (MIBK)	ug/L	100	88.5	88	80-120	
Acetone	ug/L	100	92.4	92	56-142	
Benzene	ug/L	20	18.3	92	79-116	
Bromodichloromethane	ug/L	20	17.5	87	80-120	
Bromoform	ug/L	20	17.5	88	73-114	
Bromomethane	ug/L	20	18.1	90	49-153	
Carbon disulfide	ug/L	20	17.2	86	82-121	
Carbon tetrachloride	ug/L	20	16.8	84	80-116	
Chlorobenzene	ug/L	20	19.0	95	80-120	
Chloroethane	ug/L	20	17.4	87	67-124	
Chloroform	ug/L	20	16.7	83	79-120	
Chloromethane	ug/L	20	22.9	115	10-192	
cis-1,2-Dichloroethene	ug/L	20	16.1	80	80-120	
cis-1,3-Dichloropropene	ug/L	20	17.0	85	80-120	
Dibromochloromethane	ug/L	20	17.4	87	80-120	
Ethylbenzene	ug/L	20	19.5	97	80-120	
Methylene chloride	ug/L	20	18.1	90	80-120	
Styrene	ug/L	20	19.8	99	80-120	
Tetrachloroethene	ug/L	20	18.9	95	80-120	
Toluene	ug/L	20	18.9	94	80-120	
trans-1,2-Dichloroethene	ug/L	20	16.3	82	78-108	
trans-1,3-Dichloropropene	ug/L	20	18.8	94	85-120	
Trichloroethene	ug/L	20	18.4	92	76-114	
Vinyl chloride	ug/L	20	16.5	83	69-129	
Xylene (Total)	ug/L	60	57.5	96	80-120	
1,2-Dichloroethane-d4 (S)	%			93	81-127	
4-Bromofluorobenzene (S)	%			98	77-130	
Toluene-d8 (S)	%			101	80-120	

MATRIX SPIKE & MATRIX SPIKE DUPLICATE: 1756183 1756184

Parameter	Units	60218544005 Result	MS Spike Conc.	MSD Spike Conc.	MS Result	MSD Result	MS % Rec	MSD % Rec	% Rec Limits	RPD	Max RPD	Qual
1,1,1-Trichloroethane	ug/L	ND	20	20	18.5	19.7	92	99	70-135	7	12	
1,1,2,2-Tetrachloroethane	ug/L	ND	20	20	19.0	19.9	95	99	54-136	4	15	
1,1,2-Trichloroethane	ug/L	ND	20	20	16.9	17.9	85	89	70-113	5	15	

Results presented on this page are in the units indicated by the "Units" column except where an alternate unit is presented to the right of the result.

REPORT OF LABORATORY ANALYSIS

This report shall not be reproduced, except in full,
without the written consent of Pace Analytical Services, Inc..

Pace Analytical Services, Inc.
9608 Loiret Blvd.
Lenexa, KS 66219
(913)599-5665

QUALITY CONTROL DATA

Project: Fort Smith, AR
Pace Project No.: 60218530

MATRIX SPIKE & MATRIX SPIKE DUPLICATE: 1756183 1756184

Parameter	Units	60218544005 Result	MS Spike Conc.	MSD Spike Conc.	MS Result	MSD Result	MS % Rec	MSD % Rec	% Rec Limits	RPD	Max RPD	Qual
1,1-Dichloroethane	ug/L	4.0	20	20	22.5	24.2	93	101	80-122	7	13	
1,1-Dichloroethene	ug/L	0.59J	20	20	18.6	18.5	90	90	73-118	1	14	
1,2-Dichloroethane	ug/L	ND	20	20	18.2	18.8	91	94	54-137	3	41	
1,2-Dichloropropane	ug/L	ND	20	20	18.2	18.5	91	93	77-116	2	12	
2-Butanone (MEK)	ug/L	ND	100	100	76.2	80.9	76	81	30-127	6	18	
2-Hexanone	ug/L	ND	100	100	81.6	85.0	82	85	44-124	4	18	
4-Methyl-2-pentanone (MIBK)	ug/L	ND	100	100	84.1	83.7	84	84	70-124	1	15	
Acetone	ug/L	ND	100	100	80.4	82.9	80	83	10-132	3	20	
Benzene	ug/L	ND	20	20	18.9	18.7	94	93	37-151	1	40	
Bromodichloromethane	ug/L	ND	20	20	17.1	18.5	85	93	76-118	8	11	
Bromoform	ug/L	ND	20	20	16.7	18.1	83	91	64-113	8	15	
Bromomethane	ug/L	ND	20	20	19.4	22.4	97	112	41-154	15	43	
Carbon disulfide	ug/L	ND	20	20	19.4	18.9	97	95	80-139	2	17	
Carbon tetrachloride	ug/L	ND	20	20	18.4	18.7	92	93	75-127	2	13	
Chlorobenzene	ug/L	ND	20	20	19.6	19.1	98	96	79-113	2	13	
Chloroethane	ug/L	ND	20	20	18.6	18.7	93	93	53-154	0	20	
Chloroform	ug/L	ND	20	20	17.5	18.7	87	93	74-115	7	12	
Chloromethane	ug/L	ND	20	20	25.1	14.3	125	71	33-169	55	72	
cis-1,2-Dichloroethene	ug/L	5.3	20	20	23.6	24.9	91	98	58-139	5	40	
cis-1,3-Dichloropropene	ug/L	ND	20	20	16.5	16.8	82	84	70-120	2	14	
Dibromochloromethane	ug/L	ND	20	20	17.8	18.7	89	93	77-114	5	13	
Ethylbenzene	ug/L	ND	20	20	19.2	19.1	96	96	29-151	1	45	
Methylene chloride	ug/L	ND	20	20	18.7	18.6	94	93	76-120	1	13	
Styrene	ug/L	ND	20	20	0.60J	0.53J	3	3	66-127		15	M1
Tetrachloroethene	ug/L	ND	20	20	18.9	19.6	95	98	77-118	4	14	
Toluene	ug/L	ND	20	20	19.8	19.7	99	99	37-147	0	43	
trans-1,2-Dichloroethene	ug/L	ND	20	20	17.7	18.9	88	94	69-125	6	16	
trans-1,3-Dichloropropene	ug/L	ND	20	20	17.4	18.3	87	92	71-118	5	13	
Trichloroethene	ug/L	4.4	20	20	21.5	21.6	86	86	71-116	0	14	
Vinyl chloride	ug/L	0.22J	20	20	19.2	18.8	95	93	65-142	2	22	
Xylene (Total)	ug/L	ND	60	60	58.0	58.0	97	97	27-156	0	46	
1,2-Dichloroethane-d4 (S)	%						97	106	81-127			
4-Bromofluorobenzene (S)	%						102	104	77-130			
Toluene-d8 (S)	%						100	103	80-120			
Preservation pH		1.0			1.0	1.0				0		

Results presented on this page are in the units indicated by the "Units" column except where an alternate unit is presented to the right of the result.

REPORT OF LABORATORY ANALYSIS

This report shall not be reproduced, except in full,
without the written consent of Pace Analytical Services, Inc..

Pace Analytical Services, Inc.
9608 Loiret Blvd.
Lenexa, KS 66219
(913)599-5665

QUALITY CONTROL DATA

Project: Fort Smith, AR
Pace Project No.: 60218530

QC Batch: WET/61782 — Analysis Method: SM 2320B
QC Batch Method: SM 2320B — Analysis Description: 2320B Alkalinity
Associated Lab Samples: 60218530001

METHOD BLANK: 1758729 — Matrix: Water
Associated Lab Samples: 60218530001

Parameter	Units	Blank Result	Reporting Limit	MDL	Analyzed	Qualifiers
Alkalinity, Carbonate (CaCO3)	mg/L	ND	20.0	2.0	05/16/16 09:08	
Alkalinity, Total as CaCO3	mg/L	ND	20.0	2.0	05/16/16 09:08	
Alkalinity,Bicarbonate (CaCO3)	mg/L	ND	20.0	2.0	05/16/16 09:08	

LABORATORY CONTROL SAMPLE: 1758730

Parameter	Units	Spike Conc.	LCS Result	LCS % Rec	% Rec Limits	Qualifiers
Alkalinity, Total as CaCO3	mg/L	500	498	100	90-110	

SAMPLE DUPLICATE: 1758731

Parameter	Units	60218406004 Result	Dup Result	RPD	Max RPD	Qualifiers
Alkalinity, Carbonate (CaCO3)	mg/L	ND	ND		10	
Alkalinity, Total as CaCO3	mg/L	95.1	98.8	4	10	
Alkalinity,Bicarbonate (CaCO3)	mg/L	95.1	98.8	4	10	

SAMPLE DUPLICATE: 1758732

Parameter	Units	60218544005 Result	Dup Result	RPD	Max RPD	Qualifiers
Alkalinity, Carbonate (CaCO3)	mg/L	ND	ND		10	
Alkalinity, Total as CaCO3	mg/L	117	120	2	10	
Alkalinity,Bicarbonate (CaCO3)	mg/L	117	120	2	10	

Results presented on this page are in the units indicated by the "Units" column except where an alternate unit is presented to the right of the result.

REPORT OF LABORATORY ANALYSIS

This report shall not be reproduced, except in full,
without the written consent of Pace Analytical Services, Inc..

Pace Analytical Services, Inc.
9608 Loiret Blvd.
Lenexa, KS 66219
(913)599-5665

QUALITY CONTROL DATA

Project: Fort Smith, AR
Pace Project No.: 60218530

QC Batch: WET/61745 — Analysis Method: SM 4500-S-2 D
QC Batch Method: SM 4500-S-2 D — Analysis Description: 4500S2D Sulfide, Total
Associated Lab Samples: 60218530001

METHOD BLANK: 1757066 — Matrix: Water
Associated Lab Samples: 60218530001

Parameter	Units	Blank Result	Reporting Limit	MDL	Analyzed	Qualifiers
Sulfide, Total	mg/L	ND	0.050	0.012	05/12/16 12:19	

LABORATORY CONTROL SAMPLE: 1757067

Parameter	Units	Spike Conc.	LCS Result	LCS % Rec	% Rec Limits	Qualifiers
Sulfide, Total	mg/L	.5	0.52	104	80-120	

MATRIX SPIKE SAMPLE: 1757068

Parameter	Units	60218511007 Result	Spike Conc.	MS Result	MS % Rec	% Rec Limits	Qualifiers
Sulfide, Total	mg/L	<0.050	.5	0.49	99	75-125	

SAMPLE DUPLICATE: 1757069

Parameter	Units	60218511008 Result	Dup Result	RPD	Max RPD	Qualifiers
Sulfide, Total	mg/L	<0.050	ND		20	

SAMPLE DUPLICATE: 1757070

Parameter	Units	60218544005 Result	Dup Result	RPD	Max RPD	Qualifiers
Sulfide, Total	mg/L	ND	ND		20	

Results presented on this page are in the units indicated by the "Units" column except where an alternate unit is presented to the right of the result.

REPORT OF LABORATORY ANALYSIS

This report shall not be reproduced, except in full,
without the written consent of Pace Analytical Services, Inc..

Pace Analytical Services, Inc.
9608 Loiret Blvd.
Lenexa, KS 66219
(913)599-5665

QUALITY CONTROL DATA

Project: Fort Smith, AR
Pace Project No.: 60218530

QC Batch: WETA/39428 Analysis Method: EPA 300.0
QC Batch Method: EPA 300.0 Analysis Description: 300.0 IC Anions
Associated Lab Samples: 60218530001

METHOD BLANK: 1756622 Matrix: Water
Associated Lab Samples: 60218530001

Parameter	Units	Blank Result	Reporting Limit	MDL	Analyzed	Qualifiers
Chloride	mg/L	ND	1.0	0.50	05/12/16 09:01	
Sulfate	mg/L	ND	1.0	0.25	05/12/16 09:01	

LABORATORY CONTROL SAMPLE: 1756623

Parameter	Units	Spike Conc.	LCS Result	LCS % Rec	% Rec Limits	Qualifiers
Chloride	mg/L	5	4.7	95	90-110	
Sulfate	mg/L	5	4.8	96	90-110	

MATRIX SPIKE & MATRIX SPIKE DUPLICATE: 1756624 1756625

Parameter	Units	60218530001 Result	MS Spike Conc.	MSD Spike Conc.	MS Result	MSD Result	MS % Rec	MSD % Rec	% Rec Limits	RPD	Max RPD	Qual
Chloride	mg/L	8.9	5	5	13.8	13.8	99	99	80-120	0	15	
Sulfate	mg/L	46.4	25	25	72.1	71.3	103	100	80-120	1	15	

MATRIX SPIKE SAMPLE: 1756626

Parameter	Units	60218544005 Result	Spike Conc.	MS Result	MS % Rec	% Rec Limits	Qualifiers
Chloride	mg/L	126	50	180	108	80-120	
Sulfate	mg/L	99.5	50	149	99	80-120	

Results presented on this page are in the units indicated by the "Units" column except where an alternate unit is presented to the right of the result.

REPORT OF LABORATORY ANALYSIS

This report shall not be reproduced, except in full,
without the written consent of Pace Analytical Services, Inc..

Pace Analytical Services, Inc.
9608 Loiret Blvd.
Lenexa, KS 66219
(913)599-5665

QUALITY CONTROL DATA

Project: Fort Smith, AR
Pace Project No.: 60218530

QC Batch: WETA/39376 Analysis Method: EPA 350.1
QC Batch Method: EPA 350.1 Analysis Description: 350.1 Ammonia
Associated Lab Samples: 60218530001

METHOD BLANK: 1754842 Matrix: Water
Associated Lab Samples: 60218530001

Parameter	Units	Blank Result	Reporting Limit	MDL	Analyzed	Qualifiers
Nitrogen, Ammonia	mg/L	ND	0.10	0.046	05/09/16 19:16	

LABORATORY CONTROL SAMPLE: 1754843

Parameter	Units	Spike Conc.	LCS Result	LCS % Rec	% Rec Limits	Qualifiers
Nitrogen, Ammonia	mg/L	5	5.4	108	90-110	

MATRIX SPIKE SAMPLE: 1754844

Parameter	Units	60218387020 Result	Spike Conc.	MS Result	MS % Rec	% Rec Limits	Qualifiers
Nitrogen, Ammonia	mg/L	ND	5	5.3	106	90-110	

MATRIX SPIKE SAMPLE: 1754846

Parameter	Units	60218544005 Result	Spike Conc.	MS Result	MS % Rec	% Rec Limits	Qualifiers
Nitrogen, Ammonia	mg/L	ND	5	5.4	107	90-110	

SAMPLE DUPLICATE: 1754845

Parameter	Units	60218387023 Result	Dup Result	RPD	Max RPD	Qualifiers
Nitrogen, Ammonia	mg/L	ND	ND		18	

Results presented on this page are in the units indicated by the "Units" column except where an alternate unit is presented to the right of the result.

REPORT OF LABORATORY ANALYSIS

This report shall not be reproduced, except in full,
without the written consent of Pace Analytical Services, Inc..

Pace Analytical Services, Inc.
9608 Loiret Blvd.
Lenexa, KS 66219
(913)599-5665

QUALITY CONTROL DATA

Project: Fort Smith, AR
Pace Project No.: 60218530

QC Batch: WETA/39335
QC Batch Method: EPA 353.2
Analysis Method: EPA 353.2
Analysis Description: 353.2 Nitrate + Nitrite, Unpres.
Associated Lab Samples: 60218530001

METHOD BLANK: 1753454 Matrix: Water
Associated Lab Samples: 60218530001

Parameter	Units	Blank Result	Reporting Limit	MDL	Analyzed	Qualifiers
Nitrogen, Nitrate	mg/L	ND	0.10	0.012	05/06/16 16:59	
Nitrogen, Nitrite	mg/L	ND	0.10	0.010	05/06/16 16:59	
Nitrogen, NO2 plus NO3	mg/L	ND	0.10	0.012	05/06/16 16:59	

LABORATORY CONTROL SAMPLE: 1753455

Parameter	Units	Spike Conc.	LCS Result	LCS % Rec	% Rec Limits	Qualifiers
Nitrogen, Nitrate	mg/L	1.6	1.7	103	85-115	
Nitrogen, Nitrite	mg/L	.4	0.37	94	90-110	
Nitrogen, NO2 plus NO3	mg/L	2	2.0	101	90-110	

MATRIX SPIKE SAMPLE: 1753456

Parameter	Units	60218440002 Result	Spike Conc.	MS Result	MS % Rec	% Rec Limits	Qualifiers
Nitrogen, Nitrate	mg/L	1.5	1.6	3.0	97	85-115	
Nitrogen, Nitrite	mg/L	ND	.4	0.48	119	90-110	M1
Nitrogen, NO2 plus NO3	mg/L	1.5	2	3.5	101	90-110	

MATRIX SPIKE SAMPLE: 1753458

Parameter	Units	60218530001 Result	Spike Conc.	MS Result	MS % Rec	% Rec Limits	Qualifiers
Nitrogen, Nitrate	mg/L	0.54	1.6	2.2	102	85-115	
Nitrogen, Nitrite	mg/L	ND	.4	0.40	100	90-110	
Nitrogen, NO2 plus NO3	mg/L	0.54	2	2.6	101	90-110	

SAMPLE DUPLICATE: 1753457

Parameter	Units	60218438002 Result	Dup Result	RPD	Max RPD	Qualifiers
Nitrogen, Nitrate	mg/L	2.0	2.0	0	20	
Nitrogen, Nitrite	mg/L	ND	ND		20	
Nitrogen, NO2 plus NO3	mg/L	2.0	2.0	0	20	

Results presented on this page are in the units indicated by the "Units" column except where an alternate unit is presented to the right of the result.

REPORT OF LABORATORY ANALYSIS

This report shall not be reproduced, except in full,
without the written consent of Pace Analytical Services, Inc..

Pace Analytical Services, Inc.
9608 Loiret Blvd.
Lenexa, KS 66219
(913)599-5665

QUALITY CONTROL DATA

Project: Fort Smith, AR
Pace Project No.: 60218530

QC Batch: WETA/39439 Analysis Method: SM 5310C
QC Batch Method: SM 5310C Analysis Description: 5310C Total Organic Carbon
Associated Lab Samples: 60218530001

METHOD BLANK: 1756867 Matrix: Water
Associated Lab Samples: 60218530001

Parameter	Units	Blank Result	Reporting Limit	MDL	Analyzed	Qualifiers
Total Organic Carbon	mg/L	0.12J	1.0	0.054	05/12/16 11:55	

LABORATORY CONTROL SAMPLE: 1756868

Parameter	Units	Spike Conc.	LCS Result	LCS % Rec	% Rec Limits	Qualifiers
Total Organic Carbon	mg/L	5	4.6	91	80-120	

MATRIX SPIKE SAMPLE: 1756869

Parameter	Units	60218387017 Result	Spike Conc.	MS Result	MS % Rec	% Rec Limits	Qualifiers
Total Organic Carbon	mg/L	0.43J	5	4.8	88	80-120	

SAMPLE DUPLICATE: 1756870

Parameter	Units	60217536003 Result	Dup Result	RPD	Max RPD	Qualifiers
Total Organic Carbon	mg/L	ND	0.90J		25	

Results presented on this page are in the units indicated by the "Units" column except where an alternate unit is presented to the right of the result.

REPORT OF LABORATORY ANALYSIS

This report shall not be reproduced, except in full,
without the written consent of Pace Analytical Services, Inc..

Pace Analytical Services, Inc.
9608 Loiret Blvd.
Lenexa, KS 66219
(913)599-5665

QUALITY CONTROL DATA

Project: Fort Smith, AR
Pace Project No.: 60218530

QC Batch: WETA/11531
QC Batch Method: SM4500-P B
Analysis Method: SM 4500-P E
Analysis Description: SM4500P-E, Total Phosphorus
Associated Lab Samples: 60218530001

METHOD BLANK: 227850 Matrix: Water
Associated Lab Samples: 60218530001

Parameter	Units	Blank Result	Reporting Limit	MDL	Analyzed	Qualifiers
Phosphate as P04	mg/L	ND	0.030	0.010	05/17/16 12:31	

LABORATORY CONTROL SAMPLE: 227851

Parameter	Units	Spike Conc.	LCS Result	LCS % Rec	% Rec Limits	Qualifiers
Phosphate as P04	mg/L	1.5	1.4	94	80-120	

MATRIX SPIKE & MATRIX SPIKE DUPLICATE: 227852 227853

Parameter	Units	60218544005 Result	MS Spike Conc.	MSD Spike Conc.	MS Result	MSD Result	MS % Rec	MSD % Rec	% Rec Limits	RPD	Max RPD	Qual
Phosphate as P04	mg/L	0.091	1.5	1.5	1.5	1.5	89	91	80-120	3	20	

MATRIX SPIKE & MATRIX SPIKE DUPLICATE: 227854 227855

Parameter	Units	60218544009 Result	MS Spike Conc.	MSD Spike Conc.	MS Result	MSD Result	MS % Rec	MSD % Rec	% Rec Limits	RPD	Max RPD	Qual
Phosphate as P04	mg/L	0.095	1.5	1.5	1.4	1.1	88	68	80-120	24	20	M1,R1

Results presented on this page are in the units indicated by the "Units" column except where an alternate unit is presented to the right of the result.

REPORT OF LABORATORY ANALYSIS

This report shall not be reproduced, except in full,
without the written consent of Pace Analytical Services, Inc..

Pace Analytical Services, Inc.
9608 Loiret Blvd.
Lenexa, KS 66219
(913)599-5665

QUALIFIERS

Project: Fort Smith, AR
Pace Project No.: 60218530

DEFINITIONS

DF - Dilution Factor, if reported, represents the factor applied to the reported data due to dilution of the sample aliquot.

ND - Not Detected at or above adjusted reporting limit.

J - Estimated concentration above the adjusted method detection limit and below the adjusted reporting limit.

MDL - Adjusted Method Detection Limit.

PQL - Practical Quantitation Limit.

RL - Reporting Limit.

S - Surrogate

1,2-Diphenylhydrazine decomposes to and cannot be separated from Azobenzene using Method 8270. The result for each analyte is a combined concentration.

Consistent with EPA guidelines, unrounded data are displayed and have been used to calculate % recovery and RPD values.

LCS(D) - Laboratory Control Sample (Duplicate)

MS(D) - Matrix Spike (Duplicate)

DUP - Sample Duplicate

RPD - Relative Percent Difference

NC - Not Calculable.

SG - Silica Gel - Clean-Up

U - Indicates the compound was analyzed for, but not detected.

N-Nitrosodiphenylamine decomposes and cannot be separated from Diphenylamine using Method 8270. The result reported for each analyte is a combined concentration.

Pace Analytical is TNI accredited. Contact your Pace PM for the current list of accredited analytes.

TNI - The NELAC Institute.

LABORATORIES

PASI-D	Pace Analytical Services - Dallas
PASI-K	Pace Analytical Services - Kansas City

BATCH QUALIFIERS

Batch: WET/61838

[1]	Ferrous Fe performed in the field

ANALYTE QUALIFIERS

1e	Field pH
B	Analyte was detected in the associated method blank.
H6	Analysis initiated outside of the 15 minute EPA required holding time.
M1	Matrix spike recovery exceeded QC limits. Batch accepted based on laboratory control sample (LCS) recovery.
R1	RPD value was outside control limits.

This report shall not be reproduced, except in full,
without the written consent of Pace Analytical Services, Inc..

Pace Analytical Services, Inc.
9608 Loiret Blvd.
Lenexa, KS 66219
(913)599-5665

QUALITY CONTROL DATA CROSS REFERENCE TABLE

Project: Fort Smith, AR
Pace Project No.: 60218530

Lab ID	Sample ID	QC Batch Method	QC Batch	Analytical Method	Analytical Batch
60218530001	**MW-97-201605**	EPA 8015 - Alcohol	GCSV/5445		
60218530001	**MW-97-201605**	EPA 3010	MPRP/35833	EPA 6010	ICP/26173
60218530001	**MW-97-201605**	EPA 5030B/8260	MSV/75721		
60218530002	**EB-08-201605**	EPA 5030B/8260	MSV/75721		
60218530001	**MW-97-201605**	SM 2320B	WET/61782		
60218530001	**MW-97-201605**	SM 3500-Fe B#4	WET/61838		
60218530001	**MW-97-201605**	SM 4500-H+B	WET/61983		
60218530001	**MW-97-201605**	SM 4500-S-2 D	WET/61745		
60218530001	**MW-97-201605**	EPA 300.0	WETA/39428		
60218530001	**MW-97-201605**	EPA 350.1	WETA/39376		
60218530001	**MW-97-201605**	EPA 353.2	WETA/39335		
60218530001	**MW-97-201605**	SM 4500-CO2 D	WETA/39646		
60218530001	**MW-97-201605**	SM 5310C	WETA/39439		
60218530001	**MW-97-201605**	SM4500-P B	WETA/11531	SM 4500-P E	WETA/11538

This report shall not be reproduced, except in full,
without the written consent of Pace Analytical Services, Inc..

Pace Analytical®
www.pacelabs.com

Sample Condition Upon Receipt

WO# : 60218530

60218530

Client Name: Environ

Optional
Proj Due Date:
Proj Name:

Courier: FedEx ☐ UPS ☐ VIA ☐ Clay ☐ PEX ☐ ECI ☐ Pace ☐ Other ☐ Client ☑

Tracking #: _____ Pace Shipping Label Used? Yes ☑ No ☐

Custody Seal on Cooler/Box Present: Yes ☑ No ☐ Seals intact: Yes ☑ No ☐

Packing Material: Bubble Wrap ☐ Bubble Bags ☑ Foam ☐ None ☐ Other ☐

Thermometer Used: CF +1.0 / CF 0.0 T-239 / T-262 **Type of Ice:** Wet Blue None (circle one) ☐ Samples received on ice, cooling process has begun.

Cooler Temperature: 1.1

Date and initials of person examining contents: BB 5/6/16

Temperature should be above freezing to 6°C

Chain of Custody present:	☑Yes ☐No ☐N/A	1.
Chain of Custody filled out:	☑Yes ☐No ☐N/A	2.
Chain of Custody relinquished:	☑Yes ☐No ☐N/A	3.
Sampler name & signature on COC:	☑Yes ☐No ☐N/A	4.
Samples arrived within holding time:	☑Yes ☐No ☐N/A	5.
Short Hold Time analyses (<72hr):	☑Yes ☐No ☐N/A	6. No, 13
Rush Turn Around Time requested:	☐Yes ☑No ☐N/A	7.
Sufficient volume:	☑Yes ☐No ☐N/A	8.
Correct containers used:	☑Yes ☐No ☐N/A	
Pace containers used:	☑Yes ☐No ☐N/A	9.
Containers intact:	☑Yes ☐No ☐N/A	10.
Unpreserved 5035A soils frozen w/in 48hrs?	☐Yes ☐No ☑N/A	11.
Filtered volume received for dissolved tests?	☐Yes ☐No ☑N/A	12.
Sample labels match COC: Includes date/time/ID/analyses Y Matrix: WT	☑Yes ☐No ☐N/A	13.
All containers needing preservation have been checked.	☑Yes ☐No ☐N/A	
All containers needing preservation are found to be in compliance with EPA recommendation.	☑Yes ☐No ☐N/A	14.
Exceptions: VOA, Coliform, O&G, WI-DRO (water)	☑Yes ☐No	Initial when completed / Lot # of added preservative
Trip Blank present: Pace Trip Blank lot # (if purchased): _____	☐Yes ☑No ☐N/A	15. Traveled w/ TB # from larger project rec'd on same day.
Headspace in VOA vials (>6mm):	☐Yes ☐No ☐N/A	16.
Project sampled in USDA Regulated Area:	☐Yes ☐No ☑N/A	17. List State:
Additional labels attached to 5035A vials in the field?	☐Yes ☐No ☑N/A	18.

Client Notification/ Resolution: Copy COC to Client? Y / N Field Data Required? Y / N

Person Contacted: _____ Date/Time: _____

Comments/ Resolution: _____

Project Manager Review: CMC Date: 5/6/2016

CMC

Pace Analytical
www.pacelabs.com

CHAIN-OF-CUSTODY / Analytical Request Document

The Chain-of-Custody is a LEGAL DOCUMENT. All relevant fields must be completed accurately.

Page: 1 of 1

Section A Required Client Information:		Section B Required Project Information:		Section C Invoice Information:	
Company:	Environ	Report To:	Wendy Stonestreet	Attention:	Tammy Gleason
Address:	7500 College Blvd., Ste. 925	Copy To:	Tammy Gleason	Company Name:	Environ
	Overland Park, KS 66210			Address:	250 Monroe Ave. NW Grand Rapids
Email To:	wstonestreet@environcorp.com	Purchase Order No.:	NA	Pace Quote Reference:	Michigan, 49503
Phone:	913-553-5926 Fax:	Project Name:	Fort Smith, AR	Pace Project Manager:	Colleen Clyne
Requested Due Date/TAT:		Project Number:		Pace Profile #:	7444, line 1

REGULATORY AGENCY

☐ NPDES ☐ GROUND WATER ☐ DRINKING WATER
☐ UST ☐ RCRA ☑ OTHER ADEQ

Site Location STATE: AR

Section D Required Client Information

SAMPLE ID (A-Z, 0-9 / ,-) Sample IDs MUST BE UNIQUE

Valid Matrix Codes

MATRIX	CODE
DRINKING WATER	DW
WATER	WT
WASTE WATER	WW
PRODUCT	P
SOIL/SOLID	SL
OIL	OL
WIPE	WP
AIR	AR
OTHER	OT
TISSUE	TS

ITEM #	SAMPLE ID	MATRIX CODE (see valid codes to left)	SAMPLE TYPE (G=GRAB C=COMP)	COLLECTED: COMPOSITE START DATE	COLLECTED: COMPOSITE START TIME	COLLECTED: COMPOSITE END/GRAB DATE	COLLECTED: COMPOSITE END/GRAB TIME	SAMPLE TEMP AT COLLECTION	# OF CONTAINERS	Preservatives: Unpreserved	H_2SO_4	HNO_3	HCl	NaOH + Zn Acetate	$Na_2S_2O_3$	Methanol	Other	Analysis Test Y/N	8260 VOCs	Alkalinity	TOC	Chloride, Sulfate	8015 Chloroethanol (Pace Dallas)	6010-Iron/Mn	Ferric Iron calc. (send field Ferrous)	Ammonia	Nitrate+Nitrite	Total Phosphate (Pace Dallas)	Sulfide	CO2 Calc (Alkalinity + field pH)	Residual Chlorine (Y/N)	Pace Project No./ Lab I.D.
1	MW-97-201605 BP3S2.0 AG3S	WT	G	5/5/16	0930	BP3Z			11	X	X	X	X	X					X	X	X	X	X	X	X	X	X	X	N	↑ 30G94 BP3U BP3N1.5 001
2	EB-08-201605	WT	G	5/5/16	1532				3				X						X											30G94 002
3																															
4																															
5																															
6																															
7																															
8																															
9																															
10																															
11																															
12																															

Requested Analysis Filtered (Y/N)

Pace Project No./ Lab I.D. 60210530

ADDITIONAL COMMENTS	RELINQUISHED BY / AFFILIATION	DATE	TIME	ACCEPTED BY / AFFILIATION	DATE	TIME	SAMPLE CONDITIONS
	Wendy Stonestreet/ENE	5/6/16	950	[illegible]	5/6/16	0951	9 Y Y Y
				1.1, 1.4, 5.1, 4.6, 1.3, 5.1, 2.2			

SAMPLER NAME AND SIGNATURE		Temp in °C	Received on Ice (Y/N)	Custody Sealed Cooler (Y/N)	Samples Intact (Y/N)
PRINT Name of SAMPLER:	Wendy Stonestreet				
SIGNATURE of SAMPLER:	DATE Signed (MM/DD/YY): 5/6/16				

*Important Note: By signing this form you are accepting Pace's NET 30 day payment terms and agreeing to late charges of 1.5% per month for any invoices not paid within 30 days.

F-ALL-Q-020rev.07, 15-Feb-2007

Chain of Custody

Pace Analytical®
www.pacelabs.com

Workorder: 60218530 **Workorder Name:** Fort Smith, AR **Owner Received Date:** 5/6/2016 **Results Requested By:** 5/18/2016

Report To	Subcontract To
Colleen Clyne Pace Analytical Kansas 9608 Loiret Blvd. Lenexa, KS 66219 Phone (913)599-5665	Pace Analytical Dallas 400 West Bethany Drive Suite 190 Allen, TX 75013 Phone (972)727-1123

Item	Sample ID	Sample Type	Collect Date/Time	Lab ID	Matrix	Preserved Containers: BP3S	DG9U					Requested Analysis: EPA 8015 Chloroethanol	Total Phosphate											LAB USE ONLY
1	MW-97-201605	PS	5/5/2016 09:30	60218530001	Water	1	3					X	X											001
2																								
3																								
4																								
5																								

Transfers	Released By	Date/Time	Received	Date/Time
1	[signature]	5/9/16 1700	Kathy Weems / Pace	5/10/16 0925
2				
3	IR02			

Comments

Cooler Temperature on Receipt 0.6 °C Custody Seal (Y) or N Received on Ice (Y) or N Samples Intact (Y) or N

***In order to maintain client confidentiality, location/name of the sampling site, sampler's name and signature may not be provided on this COC document. This chain of custody is considered complete as is since this information is available in the owner laboratory.

WO# : 7543998

7543998

Pace Analytical

Sample Condition Upon Receipt

☑Dallas ☐Ft Worth ☐San Angelo

Client Name: Pace-Kansas Project Work order: 7543998

Courier: FedEX ☐/ UPS ☐ USPS ☐ Client ☐ Courier ☐ LSO ☐ PACE ☐ Other:_____

Tracking#: 6703 1642 6880

Custody Seal on Cooler/Box: Yes ☐/ No ☐ **Seals Intact:** Yes ☐/ No ☐ NA ☐

Packing Material: Bubble Wrap ☐ Bubble Bags ☐ Foam ☐ None ☐/ Other ☐

Thermometer Used: IR-02 Type of Ice: Wet ☐/ Blue ☐ None ☐ Sample Received on ice, cooling process has begun ☐/

Cooler Temp: 0.6°C (Temp should be above freezing to 6°C)

Chain of Custody Present	Yes ☐/ No ☐ NA ☐	1
Chain of Custody filled out	Yes ☐/ No ☐ NA ☐	2
Chain of Custody relinquished	Yes ☐/ No ☐ NA ☐	3
Sampler name & signature on COC	Yes ☐ No ☐/ NA ☐	4
Sample received within HT	Yes ☐/ No ☐ NA ☐	5
Short HT analyses (<72 hrs)	Yes ☐ No ☐/ NA ☐	6
Rush TAT requested	Yes ☐ No ☐/ NA ☐	7
Sufficient Volume received	Yes ☐/ No ☐ NA ☐	8
Correct Container used Pace Container used	Yes ☐/ No ☐ NA ☐ Yes ☐/ No ☐ NA ☐	9
Container Intact	Yes ☐/ No ☐ NA ☐	10
Unpreserved 5035A soil frozen within 48 hrs	Yes ☐ No ☐ NA ☐/	11
Filtered volume received for Dissolved tests	Yes ☐ No ☐ NA ☐/	12
Sample labels match COC Include date/time/ID/analyses Matrix: WASTEW	Yes ☐/ No ☐ NA ☐	13
All containers needing preservation have been checked	Yes ☐/ No ☐ NA ☐	14a. Lot# of pH strip: 471GCF pH checked Yes ☐/ No ☐ pH<2 ☐/ pH>9 ☐ pH>12 ☐ Lot# of Iodine strip:_____ Lot# of Lead Acetate strip:_____
Do containers require preservation at the lab	Yes ☐ No ☐/ NA ☐	14b. Preservation: / Lot#:
All containers needing preservation are found to be in Compliance with EPA recommendation **Exception:** VOA, coliform, O&G	Yes ☐/ No ☐ NA ☐ Yes ☐ No ☐	14c.
Are soil samples (volatiles) received in Bulk ☐ Terracore ☐ EnCore ☐ NA ☐/		15.
Trip Blank present Trip Blank Custody Seals Intact Pace Trip Blank Lot# (if purchased):_____	Yes ☐ No ☐ NA ☐/ Yes ☐ No ☐ NA ☐/	16.
Headspace in VOA (>6mm)	Yes ☐ No ☐ NA ☐/	17.
Project sampled in USDA Regulated Area:	Yes ☐ No ☐ NA ☐/	18. List State _____

Client Notification/Resolution/Comments:

Person Contacted:_____ Date:_____

Comments/Resolution:_____

Person Examining Contents: _____ Date: 5/10/16

F-DAL-C001rev.05 090215

Pace Analytical Services, Inc.
9608 Loiret Blvd.
Lenexa, KS 66219
(913)599-5665

June 16, 2016

Wendy Stonestreet
Ramboll Environ
7500 College Blvd Ste 925
Overland Park, KS 66210

RE: Project: FORT SMITH, AR
Pace Project No.: 60218544

Dear Wendy Stonestreet:
Enclosed are the analytical results for sample(s) received by the laboratory on May 06, 2016. The results relate only to the samples included in this report. Results reported herein conform to the most current TNI standards and the laboratory's Quality Assurance Manual, where applicable, unless otherwise noted in the body of the report.

Revised Report Rev_1

If you have any questions concerning this report, please feel free to contact me.

Sincerely,

Colleen Clyne
colleen.clyne@pacelabs.com
Project Manager

Enclosures

cc: Tamara Gleason, Ramboll Environ

This report shall not be reproduced, except in full,
without the written consent of Pace Analytical Services, Inc..

Pace Analytical Services, Inc.
9608 Loiret Blvd.
Lenexa, KS 66219
(913)599-5665

CERTIFICATIONS

Project: FORT SMITH, AR
Pace Project No.: 60218544

Kansas Certification IDs

9608 Loiret Boulevard, Lenexa, KS 66219
WY STR Certification #: 2456.01
Arkansas Certification #: 15-016-0
Illinois Certification #: 003097
Iowa Certification #: 118
Kansas/NELAP Certification #: E-10116
Louisiana Certification #: 03055
Nevada Certification #: KS000212008A
Oklahoma Certification #: 9205/9935
Texas Certification #: T104704407
Utah Certification #: KS00021
Kansas Field Laboratory Accreditation: # E-92587

Dallas Certification IDs:

400 West Bethany Dr Suite 190, Allen, TX 75013
EPA# TX00074
Florida Certification #: E871118
Texas Certification #: T104704232
Kansas Certification #: E-10388
Arkansas Certification #: 88-0647
Oklahoma Certification #: TX00074
Louisiana Certification #: 30686
Iowa Certification #: 408
Florida Certification #: E871118
Nevada Certification #: TX00074

This report shall not be reproduced, except in full,
without the written consent of Pace Analytical Services, Inc..

Pace Analytical Services, Inc.
9608 Loiret Blvd.
Lenexa, KS 66219
(913)599-5665

SAMPLE SUMMARY

Project: FORT SMITH, AR
Pace Project No.: 60218544

Lab ID	Sample ID	Matrix	Date Collected	Date Received
60218544001	ITMW-10-201605	Water	05/05/16 11:40	05/06/16 09:51
60218544002	ITMW-9-201605	Water	05/05/16 13:50	05/06/16 09:51
60218544003	ITMW-16-201605	Water	05/05/16 09:15	05/06/16 09:51
60218544004	MW-23-201605	Water	05/05/16 08:15	05/06/16 09:51
60218544005	ITMW-6-201605	Water	05/05/16 13:00	05/06/16 09:51
60218544006	MW-84-201605	Water	05/05/16 10:35	05/06/16 09:51
60218544007	MW-38-201605	Water	05/05/16 14:40	05/06/16 09:51
60218544008	ITMW-11-201605	Water	05/05/16 12:00	05/06/16 09:51
60218544009	ITMW-12-201605	Water	05/05/16 15:00	05/06/16 09:51
60218544010	MW-86-201605	Water	05/05/16 14:15	05/06/16 09:51
60218544011	ITMW-4-201605	Water	05/05/16 12:02	05/06/16 09:51
60218544012	MW-25-201605	Water	05/05/16 12:20	05/06/16 09:51
60218544013	ITMW-15-201605	Water	05/05/16 15:30	05/06/16 09:51
60218544014	MW-95-201605	Water	05/05/16 12:35	05/06/16 09:51
60218544015	MW-93-201605	Water	05/05/16 13:55	05/06/16 09:51
60218544016	MW-85-201605	Water	05/05/16 10:25	05/06/16 09:51
60218544017	MW-172-201605	Water	05/05/16 08:35	05/06/16 09:51
60218544018	ITMW-7-201605	Water	05/05/16 08:20	05/06/16 09:51
60218544019	ITMW-17-201605	Water	05/05/16 08:45	05/06/16 09:51
60218544020	ITMW-19-201605	Water	05/05/16 15:35	05/06/16 09:51
60218544021	ITMW-13-201605	Water	05/05/16 11:50	05/06/16 09:51
60218544022	ITMW-14-201605	Water	05/05/16 10:10	05/06/16 09:51
60218544023	ITMW-2-201605	Water	05/05/16 08:20	05/06/16 09:51
60218544024	ITMW-1-201605	Water	05/05/16 13:50	05/06/16 09:51
60218544025	MW-87-201605	Water	05/05/16 08:50	05/06/16 09:51
60218544026	ITMW-21-201605	Water	05/05/16 10:34	05/06/16 09:51
60218544027	MW-94-201605	Water	05/05/16 10:44	05/06/16 09:51
60218544028	ITMW-18-201605	Water	05/05/16 12:15	05/06/16 09:51
60218544029	DUP-01-201605	Water	05/05/16 11:40	05/06/16 09:51
60218544030	MW-180-201605	Water	05/05/16 08:15	05/06/16 09:51
60218544031	TB-15-201605	Water	05/05/16 08:15	05/06/16 09:51
60218544032	EB-05-201605	Water	05/05/16 15:35	05/06/16 09:51
60218544033	TB-16-201605	Water	05/05/16 08:15	05/06/16 09:51
60218544034	IW-101-201605	Water	05/05/16 15:45	05/06/16 09:51
60218544035	TB-17-201605	Water	05/05/16 08:15	05/06/16 09:51
60218544036	TB-18-201605	Water	05/05/16 08:15	05/06/16 09:51
60218544037	DUP-06-201605	Water	05/05/16 08:20	05/06/16 09:51

REPORT OF LABORATORY ANALYSIS

This report shall not be reproduced, except in full,
without the written consent of Pace Analytical Services, Inc..

Pace Analytical Services, Inc.
9608 Loiret Blvd.
Lenexa, KS 66219
(913)599-5665

SAMPLE SUMMARY

Project: FORT SMITH, AR
Pace Project No.: 60218544

Lab ID	Sample ID	Matrix	Date Collected	Date Received
60218544038	**TB-19-201605**	Water	05/05/16 08:15	05/06/16 09:51
60218544039	**DUP-05-201605**	Water	05/05/16 13:50	05/06/16 09:51
60218544040	**EB-06-201605**	Water	05/05/16 14:55	05/06/16 09:51
60218544041	**TB-21-201605**	Water	05/05/16 08:15	05/06/16 09:51
60218544042	**ITMW-18-201605**	Water	05/05/16 17:40	05/06/16 09:51
60218544043	**TB-22-201605**	Water	05/05/16 08:15	05/06/16 09:51
60218544044	**TB-20-201605**	Water	05/05/16 08:15	05/06/16 09:51

This report shall not be reproduced, except in full,
without the written consent of Pace Analytical Services, Inc..

Pace Analytical Services, Inc.
9608 Loiret Blvd.
Lenexa, KS 66219
(913)599-5665

SAMPLE ANALYTE COUNT

Project: FORT SMITH, AR
Pace Project No.: 60218544

Lab ID	Sample ID	Method	Analysts	Analytes Reported	Laboratory
60218544001	**ITMW-10-201605**	EPA 8015 - Alcohol	MS1	1	PASI-D
		EPA 6010	TDS	2	PASI-K
		EPA 5030B/8260	PGH	38	PASI-K
		SM 2320B	HMM	3	PASI-K
		SM 3500-Fe B#4	TJG	1	PASI-K
		SM 4500-H+B	TJG	1	PASI-K
		SM 4500-S-2 D	HMM	1	PASI-K
		EPA 300.0	OL	2	PASI-K
		EPA 350.1	RAB	1	PASI-K
		EPA 353.2	CRS	3	PASI-K
		SM 4500-CO2 D	TJG	1	PASI-K
		SM 5310C	LDB	1	PASI-K
		SM 4500-P E	AR1	1	PASI-D
60218544002	**ITMW-9-201605**	EPA 8015 - Alcohol	MS1	1	PASI-D
		EPA 6010	TDS	2	PASI-K
		EPA 5030B/8260	PGH	38	PASI-K
		SM 2320B	HMM	3	PASI-K
		SM 3500-Fe B#4	TJG	1	PASI-K
		SM 4500-H+B	TJG	1	PASI-K
		SM 4500-S-2 D	HMM	1	PASI-K
		EPA 300.0	OL	2	PASI-K
		EPA 350.1	RAB	1	PASI-K
		EPA 353.2	CRS	3	PASI-K
		SM 4500-CO2 D	TJG	1	PASI-K
		SM 5310C	LDB	1	PASI-K
		SM 4500-P E	AR1	1	PASI-D
60218544003	**ITMW-16-201605**	EPA 8015 - Alcohol	MS1	1	PASI-D
		EPA 6010	TDS	2	PASI-K
		EPA 5030B/8260	PGH	38	PASI-K
		SM 2320B	HMM	3	PASI-K
		SM 3500-Fe B#4	TJG	1	PASI-K
		SM 4500-H+B	TJG	1	PASI-K
		SM 4500-S-2 D	HMM	1	PASI-K
		EPA 300.0	OL	2	PASI-K
		EPA 350.1	RAB	1	PASI-K
		EPA 353.2	CRS	3	PASI-K
		SM 4500-CO2 D	TJG	1	PASI-K

This report shall not be reproduced, except in full,
without the written consent of Pace Analytical Services, Inc..

Pace Analytical Services, Inc.
9608 Loiret Blvd.
Lenexa, KS 66219
(913)599-5665

SAMPLE ANALYTE COUNT

Project: FORT SMITH, AR
Pace Project No.: 60218544

Lab ID	Sample ID	Method	Analysts	Analytes Reported	Laboratory
		SM 5310C	LDB	1	PASI-K
		SM 4500-P E	AR1	1	PASI-D
60218544004	**MW-23-201605**	EPA 8015 - Alcohol	MS1	1	PASI-D
		EPA 6010	TDS	2	PASI-K
		EPA 5030B/8260	PGH	38	PASI-K
		SM 2320B	HMM	3	PASI-K
		SM 3500-Fe B#4	TJG	1	PASI-K
		SM 4500-H+B	TJG	1	PASI-K
		SM 4500-S-2 D	HMM	1	PASI-K
		EPA 300.0	OL	2	PASI-K
		EPA 350.1	RAB	1	PASI-K
		EPA 353.2	CRS	3	PASI-K
		SM 4500-CO2 D	TJG	1	PASI-K
		SM 5310C	LDB	1	PASI-K
		SM 4500-P E	AR1	1	PASI-D
60218544005	**ITMW-6-201605**	EPA 8015 - Alcohol	MS1	1	PASI-D
		EPA 6010	TDS	2	PASI-K
		EPA 5030B/8260	PGH	38	PASI-K
		SM 2320B	HMM	3	PASI-K
		SM 3500-Fe B#4	TJG	1	PASI-K
		SM 4500-H+B	TJG	1	PASI-K
		SM 4500-S-2 D	HMM	1	PASI-K
		EPA 300.0	OL	2	PASI-K
		EPA 350.1	RAB	1	PASI-K
		EPA 353.2	CRS	3	PASI-K
		SM 4500-CO2 D	TJG	1	PASI-K
		SM 5310C	LDB	1	PASI-K
		SM 4500-P E	AR1	1	PASI-D
60218544006	**MW-84-201605**	EPA 8015 - Alcohol	MS1	1	PASI-D
		EPA 6010	TDS	2	PASI-K
		EPA 5030B/8260	PGH	38	PASI-K
		SM 2320B	HMM	3	PASI-K
		SM 3500-Fe B#4	TJG	1	PASI-K
		SM 4500-H+B	TJG	1	PASI-K
		SM 4500-S-2 D	HMM	1	PASI-K
		EPA 300.0	OL	2	PASI-K
		EPA 350.1	RAB	1	PASI-K

This report shall not be reproduced, except in full,
without the written consent of Pace Analytical Services, Inc..

Pace Analytical Services, Inc.
9608 Loiret Blvd.
Lenexa, KS 66219
(913)599-5665

SAMPLE ANALYTE COUNT

Project: FORT SMITH, AR
Pace Project No.: 60218544

Lab ID	Sample ID	Method	Analysts	Analytes Reported	Laboratory
		EPA 353.2	CRS	3	PASI-K
		SM 4500-CO2 D	TJG	1	PASI-K
		SM 5310C	LDB	1	PASI-K
		SM 4500-P E	AR1	1	PASI-D
60218544007	**MW-38-201605**	EPA 8015 - Alcohol	MS1	1	PASI-D
		EPA 6010	TDS	2	PASI-K
		EPA 5030B/8260	JTK, PGH	38	PASI-K
		SM 2320B	HMM	3	PASI-K
		SM 3500-Fe B#4	TJG	1	PASI-K
		SM 4500-H+B	TJG	1	PASI-K
		SM 4500-S-2 D	HMM	1	PASI-K
		EPA 300.0	OL	2	PASI-K
		EPA 350.1	RAB	1	PASI-K
		EPA 353.2	CRS	3	PASI-K
		SM 4500-CO2 D	TJG	1	PASI-K
		SM 5310C	LDB	1	PASI-K
		SM 4500-P E	AR1	1	PASI-D
60218544008	**ITMW-11-201605**	EPA 8015 - Alcohol	MS1	1	PASI-D
		EPA 6010	TDS	2	PASI-K
		EPA 5030B/8260	PGH	38	PASI-K
		SM 2320B	HMM	3	PASI-K
		SM 3500-Fe B#4	TJG	1	PASI-K
		SM 4500-H+B	TJG	1	PASI-K
		SM 4500-S-2 D	HMM	1	PASI-K
		EPA 300.0	OL	2	PASI-K
		EPA 350.1	RAB	1	PASI-K
		EPA 353.2	CRS	3	PASI-K
		SM 4500-CO2 D	TJG	1	PASI-K
		SM 5310C	LDB	1	PASI-K
		SM 4500-P E	AR1	1	PASI-D
60218544009	**ITMW-12-201605**	EPA 8015 - Alcohol	MS1	1	PASI-D
		EPA 6010	TDS	2	PASI-K
		EPA 5030B/8260	PGH	38	PASI-K
		SM 2320B	HMM	3	PASI-K
		SM 3500-Fe B#4	TJG	1	PASI-K
		SM 4500-H+B	TJG	1	PASI-K
		SM 4500-S-2 D	HMM	1	PASI-K

This report shall not be reproduced, except in full,
without the written consent of Pace Analytical Services, Inc..

Pace Analytical Services, Inc.
9608 Loiret Blvd.
Lenexa, KS 66219
(913)599-5665

SAMPLE ANALYTE COUNT

Project: FORT SMITH, AR
Pace Project No.: 60218544

Lab ID	Sample ID	Method	Analysts	Analytes Reported	Laboratory
		EPA 300.0	OL	2	PASI-K
		EPA 350.1	RAB	1	PASI-K
		EPA 353.2	CRS	3	PASI-K
		SM 4500-CO2 D	TJG	1	PASI-K
		SM 5310C	LDB	1	PASI-K
		SM 4500-P E	AR1	1	PASI-D
60218544010	**MW-86-201605**	EPA 8015 - Alcohol	MS1	1	PASI-D
		EPA 6010	TDS	2	PASI-K
		EPA 5030B/8260	JTK, PGH	38	PASI-K
		SM 2320B	HMM	3	PASI-K
		SM 3500-Fe B#4	TJG	1	PASI-K
		SM 4500-H+B	TJG	1	PASI-K
		SM 4500-S-2 D	HMM	1	PASI-K
		EPA 300.0	OL	2	PASI-K
		EPA 350.1	RAB	1	PASI-K
		EPA 353.2	CRS	3	PASI-K
		SM 4500-CO2 D	TJG	1	PASI-K
		SM 5310C	LDB	1	PASI-K
		SM 4500-P E	AR1	1	PASI-D
60218544011	**ITMW-4-201605**	EPA 8015 - Alcohol	MS1	1	PASI-D
		EPA 6010	TDS	2	PASI-K
		EPA 5030B/8260	PGH	38	PASI-K
		SM 2320B	HMM	3	PASI-K
		SM 3500-Fe B#4	TJG	1	PASI-K
		SM 4500-H+B	TJG	1	PASI-K
		SM 4500-S-2 D	HMM	1	PASI-K
		EPA 300.0	OL	2	PASI-K
		EPA 350.1	RAB	1	PASI-K
		EPA 353.2	CRS	3	PASI-K
		SM 4500-CO2 D	TJG	1	PASI-K
		SM 5310C	LDB	1	PASI-K
		SM 4500-P E	AR1	1	PASI-D
60218544012	**MW-25-201605**	EPA 8015 - Alcohol	MS1	1	PASI-D
		EPA 6010	TDS	2	PASI-K
		EPA 5030B/8260	JTK, PGH	38	PASI-K
		SM 2320B	HMM	3	PASI-K
		SM 3500-Fe B#4	TJG	1	PASI-K

This report shall not be reproduced, except in full,
without the written consent of Pace Analytical Services, Inc..

Pace Analytical Services, Inc.
9608 Loiret Blvd.
Lenexa, KS 66219
(913)599-5665

SAMPLE ANALYTE COUNT

Project: FORT SMITH, AR
Pace Project No.: 60218544

Lab ID	Sample ID	Method	Analysts	Analytes Reported	Laboratory
		SM 4500-H+B	TJG	1	PASI-K
		SM 4500-S-2 D	HMM	1	PASI-K
		EPA 300.0	OL	2	PASI-K
		EPA 350.1	RAB	1	PASI-K
		EPA 353.2	CRS	3	PASI-K
		SM 4500-CO2 D	TJG	1	PASI-K
		SM 5310C	LDB	1	PASI-K
		SM 4500-P E	AR1	1	PASI-D
60218544013	**ITMW-15-201605**	EPA 8015 - Alcohol	MS1	1	PASI-D
		EPA 6010	TDS	2	PASI-K
		EPA 5030B/8260	JTK, PGH	38	PASI-K
		SM 2320B	HMM	3	PASI-K
		SM 3500-Fe B#4	TJG	1	PASI-K
		SM 4500-H+B	TJG	1	PASI-K
		SM 4500-S-2 D	HMM	1	PASI-K
		EPA 300.0	OL	2	PASI-K
		EPA 350.1	RAB	1	PASI-K
		EPA 353.2	CRS	3	PASI-K
		SM 4500-CO2 D	TJG	1	PASI-K
		SM 5310C	LDB	1	PASI-K
		SM 4500-P E	AR1	1	PASI-D
60218544014	**MW-95-201605**	EPA 8015 - Alcohol	MS1	1	PASI-D
		EPA 6010	TDS	2	PASI-K
		EPA 5030B/8260	JTK, PGH	38	PASI-K
		SM 2320B	HMM	3	PASI-K
		SM 3500-Fe B#4	TJG	1	PASI-K
		SM 4500-H+B	TJG	1	PASI-K
		SM 4500-S-2 D	HMM	1	PASI-K
		EPA 300.0	OL	2	PASI-K
		EPA 350.1	RAB	1	PASI-K
		EPA 353.2	CRS	3	PASI-K
		SM 4500-CO2 D	TJG	1	PASI-K
		SM 5310C	LDB	1	PASI-K
		SM 4500-P E	AR1	1	PASI-D
60218544015	**MW-93-201605**	EPA 8015 - Alcohol	MS1	1	PASI-D
		EPA 6010	TDS	2	PASI-K
		EPA 5030B/8260	JTK, PGH	38	PASI-K

This report shall not be reproduced, except in full,
without the written consent of Pace Analytical Services, Inc..

Pace Analytical Services, Inc.
9608 Loiret Blvd.
Lenexa, KS 66219
(913)599-5665

SAMPLE ANALYTE COUNT

Project: FORT SMITH, AR
Pace Project No.: 60218544

Lab ID	Sample ID	Method	Analysts	Analytes Reported	Laboratory
		SM 2320B	HMM	3	PASI-K
		SM 3500-Fe B#4	TJG	1	PASI-K
		SM 4500-H+B	TJG	1	PASI-K
		SM 4500-S-2 D	HMM	1	PASI-K
		EPA 300.0	OL	2	PASI-K
		EPA 350.1	RAB	1	PASI-K
		EPA 353.2	CRS	3	PASI-K
		SM 4500-CO2 D	TJG	1	PASI-K
		SM 5310C	LDB	1	PASI-K
		SM 4500-P E	AR1	1	PASI-D
60218544016	**MW-85-201605**	EPA 8015 - Alcohol	MS1	1	PASI-D
		EPA 6010	TDS	2	PASI-K
		EPA 5030B/8260	JTK, PGH	38	PASI-K
		SM 2320B	HMM	3	PASI-K
		SM 3500-Fe B#4	TJG	1	PASI-K
		SM 4500-H+B	TJG	1	PASI-K
		SM 4500-S-2 D	HMM	1	PASI-K
		EPA 300.0	OL	2	PASI-K
		EPA 350.1	RAB	1	PASI-K
		EPA 353.2	CRS	3	PASI-K
		SM 4500-CO2 D	TJG	1	PASI-K
		SM 5310C	LDB	1	PASI-K
		SM 4500-P E	AR1	1	PASI-D
60218544017	**MW-172-201605**	EPA 8015 - Alcohol	MS1	1	PASI-D
		EPA 6010	TDS	2	PASI-K
		EPA 5030B/8260	PGH	38	PASI-K
		SM 2320B	HMM	3	PASI-K
		SM 3500-Fe B#4	TJG	1	PASI-K
		SM 4500-H+B	TJG	1	PASI-K
		SM 4500-S-2 D	HMM	1	PASI-K
		EPA 300.0	OL	2	PASI-K
		EPA 350.1	RAB	1	PASI-K
		EPA 353.2	CRS	3	PASI-K
		SM 4500-CO2 D	TJG	1	PASI-K
		SM 5310C	LDB	1	PASI-K
		SM 4500-P E	AR1	1	PASI-D
60218544018	**ITMW-7-201605**	EPA 8015 - Alcohol	MS1	1	PASI-D

This report shall not be reproduced, except in full,
without the written consent of Pace Analytical Services, Inc..

Pace Analytical Services, Inc.
9608 Loiret Blvd.
Lenexa, KS 66219
(913)599-5665

SAMPLE ANALYTE COUNT

Project: FORT SMITH, AR
Pace Project No.: 60218544

Lab ID	Sample ID	Method	Analysts	Analytes Reported	Laboratory
		EPA 6010	TDS	2	PASI-K
		EPA 5030B/8260	PGH	38	PASI-K
		SM 2320B	LDB	3	PASI-K
		SM 3500-Fe B#4	TJG	1	PASI-K
		SM 4500-H+B	TJG	1	PASI-K
		SM 4500-S-2 D	HMM	1	PASI-K
		EPA 300.0	OL	2	PASI-K
		EPA 350.1	RAB	1	PASI-K
		EPA 353.2	CRS	3	PASI-K
		SM 4500-CO2 D	TJG	1	PASI-K
		SM 5310C	LDB	1	PASI-K
		SM 4500-P E	AR1	1	PASI-D
60218544019	**ITMW-17-201605**	EPA 8015 - Alcohol	MS1	1	PASI-D
		EPA 6010	TDS	2	PASI-K
		EPA 5030B/8260	JTK, PGH	38	PASI-K
		SM 2320B	LDB	3	PASI-K
		SM 3500-Fe B#4	TJG	1	PASI-K
		SM 4500-H+B	TJG	1	PASI-K
		SM 4500-S-2 D	HMM	1	PASI-K
		EPA 300.0	OL	2	PASI-K
		EPA 350.1	RAB	1	PASI-K
		EPA 353.2	CRS	3	PASI-K
		SM 4500-CO2 D	TJG	1	PASI-K
		SM 5310C	LDB	1	PASI-K
		SM 4500-P E	AR1	1	PASI-D
60218544020	**ITMW-19-201605**	EPA 8015 - Alcohol	MS1	1	PASI-D
		EPA 6010	TDS	2	PASI-K
		EPA 5030B/8260	PGH	38	PASI-K
		SM 2320B	LDB	3	PASI-K
		SM 3500-Fe B#4	TJG	1	PASI-K
		SM 4500-H+B	TJG	1	PASI-K
		SM 4500-S-2 D	HMM	1	PASI-K
		EPA 300.0	OL	2	PASI-K
		EPA 350.1	RAB	1	PASI-K
		EPA 353.2	CRS	3	PASI-K
		SM 4500-CO2 D	TJG	1	PASI-K
		SM 5310C	LDB	1	PASI-K

This report shall not be reproduced, except in full,
without the written consent of Pace Analytical Services, Inc..

Pace Analytical Services, Inc.
9608 Loiret Blvd.
Lenexa, KS 66219
(913)599-5665

SAMPLE ANALYTE COUNT

Project: FORT SMITH, AR
Pace Project No.: 60218544

Lab ID	Sample ID	Method	Analysts	Analytes Reported	Laboratory
		SM 4500-P E	AR1	1	PASI-D
60218544021	**ITMW-13-201605**	EPA 8015 - Alcohol	MS1	1	PASI-D
		EPA 6010	SMW	2	PASI-K
		EPA 5030B/8260	PGH	38	PASI-K
		SM 2320B	LDB	3	PASI-K
		SM 3500-Fe B#4	TJG	1	PASI-K
		SM 4500-H+B	TJG	1	PASI-K
		SM 4500-S-2 D	HMM	1	PASI-K
		EPA 300.0	OL	2	PASI-K
		EPA 350.1	RAB	1	PASI-K
		EPA 353.2	CRS	3	PASI-K
		SM 4500-CO2 D	TJG	1	PASI-K
		SM 5310C	LDB	1	PASI-K
		SM 4500-P E	AR1	1	PASI-D
60218544022	**ITMW-14-201605**	EPA 8015 - Alcohol	MS1	1	PASI-D
		EPA 6010	SMW	2	PASI-K
		EPA 5030B/8260	PGH	38	PASI-K
		SM 2320B	LDB	3	PASI-K
		SM 3500-Fe B#4	TJG	1	PASI-K
		SM 4500-H+B	TJG	1	PASI-K
		SM 4500-S-2 D	HMM	1	PASI-K
		EPA 300.0	OL	2	PASI-K
		EPA 350.1	RAB	1	PASI-K
		EPA 353.2	CRS	3	PASI-K
		SM 4500-CO2 D	TJG	1	PASI-K
		SM 5310C	LDB	1	PASI-K
		SM 4500-P E	AR1	1	PASI-D
60218544023	**ITMW-2-201605**	EPA 8015 - Alcohol	MS1	1	PASI-D
		EPA 6010	SMW	2	PASI-K
		EPA 5030B/8260	PGH	38	PASI-K
		SM 2320B	LDB	3	PASI-K
		SM 3500-Fe B#4	TJG	1	PASI-K
		SM 4500-H+B	TJG	1	PASI-K
		SM 4500-S-2 D	HMM	1	PASI-K
		EPA 300.0	OL	2	PASI-K
		EPA 350.1	RAB	1	PASI-K
		EPA 353.2	CRS	3	PASI-K

This report shall not be reproduced, except in full,
without the written consent of Pace Analytical Services, Inc..

Pace Analytical Services, Inc.
9608 Loiret Blvd.
Lenexa, KS 66219
(913)599-5665

SAMPLE ANALYTE COUNT

Project: FORT SMITH, AR
Pace Project No.: 60218544

Lab ID	Sample ID	Method	Analysts	Analytes Reported	Laboratory
		SM 4500-CO2 D	TJG	1	PASI-K
		SM 5310C	LDB	1	PASI-K
		SM 4500-P E	AR1	1	PASI-D
60218544024	**ITMW-1-201605**	EPA 8015 - Alcohol	MS1	1	PASI-D
		EPA 6010	SMW	2	PASI-K
		EPA 5030B/8260	PGH	38	PASI-K
		SM 2320B	LDB	3	PASI-K
		SM 3500-Fe B#4	TJG	1	PASI-K
		SM 4500-H+B	TJG	1	PASI-K
		SM 4500-S-2 D	HMM	1	PASI-K
		EPA 300.0	OL	2	PASI-K
		EPA 350.1	RAB	1	PASI-K
		EPA 353.2	CRS	3	PASI-K
		SM 4500-CO2 D	TJG	1	PASI-K
		SM 5310C	LDB	1	PASI-K
		SM 4500-P E	AR1	1	PASI-D
60218544025	**MW-87-201605**	EPA 8015 - Alcohol	MS1	1	PASI-D
		EPA 6010	SMW	2	PASI-K
		EPA 5030B/8260	PGH	38	PASI-K
		SM 2320B	LDB	3	PASI-K
		SM 3500-Fe B#4	TJG	1	PASI-K
		SM 4500-H+B	TJG	1	PASI-K
		SM 4500-S-2 D	HMM	1	PASI-K
		EPA 300.0	OL	2	PASI-K
		EPA 350.1	RAB	1	PASI-K
		EPA 353.2	CRS	3	PASI-K
		SM 4500-CO2 D	TJG	1	PASI-K
		SM 5310C	LDB	1	PASI-K
		SM 4500-P E	AR1	1	PASI-D
60218544026	**ITMW-21-201605**	EPA 8015 - Alcohol	MS1	1	PASI-D
		EPA 6010	SMW	2	PASI-K
		EPA 5030B/8260	PGH	38	PASI-K
		SM 2320B	LDB	3	PASI-K
		SM 3500-Fe B#4	TJG	1	PASI-K
		SM 4500-H+B	TJG	1	PASI-K
		SM 4500-S-2 D	HMM	1	PASI-K
		EPA 300.0	OL	2	PASI-K

This report shall not be reproduced, except in full,
without the written consent of Pace Analytical Services, Inc..

Pace Analytical Services, Inc.
9608 Loiret Blvd.
Lenexa, KS 66219
(913)599-5665

SAMPLE ANALYTE COUNT

Project: FORT SMITH, AR
Pace Project No.: 60218544

Lab ID	Sample ID	Method	Analysts	Analytes Reported	Laboratory
		EPA 350.1	RAB	1	PASI-K
		EPA 353.2	CRS	3	PASI-K
		SM 4500-CO2 D	TJG	1	PASI-K
		SM 5310C	LDB	1	PASI-K
		SM 4500-P E	AR1	1	PASI-D
60218544027	**MW-94-201605**	EPA 8015 - Alcohol	MS1	1	PASI-D
		EPA 6010	SMW	2	PASI-K
		EPA 5030B/8260	JTK, PGH	38	PASI-K
		SM 2320B	LDB	3	PASI-K
		SM 3500-Fe B#4	TJG	1	PASI-K
		SM 4500-H+B	TJG	1	PASI-K
		SM 4500-S-2 D	HMM	1	PASI-K
		EPA 300.0	OL	2	PASI-K
		EPA 350.1	RAB	1	PASI-K
		EPA 353.2	CRS	3	PASI-K
		SM 4500-CO2 D	TJG	1	PASI-K
		SM 5310C	LDB	1	PASI-K
		SM 4500-P E	AR1	1	PASI-D
60218544028	**ITMW-18-201605**	EPA 8015 - Alcohol	MS1	1	PASI-D
		EPA 6010	SMW	2	PASI-K
		SM 2320B	LDB	3	PASI-K
		SM 3500-Fe B#4	TJG	1	PASI-K
		SM 4500-H+B	TJG	1	PASI-K
		SM 4500-S-2 D	HMM	1	PASI-K
		EPA 300.0	OL	2	PASI-K
		EPA 350.1	RAB	1	PASI-K
		EPA 353.2	CRS	3	PASI-K
		SM 4500-CO2 D	TJG	1	PASI-K
		SM 5310C	LDB	1	PASI-K
		SM 4500-P E	AR1	1	PASI-D
60218544029	**DUP-01-201605**	EPA 5030B/8260	PGH	38	PASI-K
60218544030	**MW-180-201605**	EPA 5030B/8260	PGH	38	PASI-K
60218544031	**TB-15-201605**	EPA 5030B/8260	PGH	38	PASI-K
60218544032	**EB-05-201605**	EPA 5030B/8260	PGH	38	PASI-K
60218544033	**TB-16-201605**	EPA 5030B/8260	PGH	38	PASI-K
60218544034	**IW-101-201605**	EPA 5030B/8260	PGH	38	PASI-K
60218544035	**TB-17-201605**	EPA 5030B/8260	PGH	38	PASI-K

REPORT OF LABORATORY ANALYSIS

This report shall not be reproduced, except in full,
without the written consent of Pace Analytical Services, Inc..

Pace Analytical Services, Inc.
9608 Loiret Blvd.
Lenexa, KS 66219
(913)599-5665

SAMPLE ANALYTE COUNT

Project: FORT SMITH, AR
Pace Project No.: 60218544

Lab ID	Sample ID	Method	Analysts	Analytes Reported	Laboratory
60218544036	**TB-18-201605**	EPA 5030B/8260	PGH	38	PASI-K
60218544037	**DUP-06-201605**	EPA 5030B/8260	PGH	38	PASI-K
60218544038	**TB-19-201605**	EPA 5030B/8260	PGH	38	PASI-K
60218544039	**DUP-05-201605**	EPA 5030B/8260	PGH	38	PASI-K
60218544040	**EB-06-201605**	EPA 5030B/8260	PGH	38	PASI-K
60218544041	**TB-21-201605**	EPA 5030B/8260	PGH	38	PASI-K
60218544042	**ITMW-18-201605**	EPA 5030B/8260	PGH	38	PASI-K
60218544043	**TB-22-201605**	EPA 5030B/8260	PGH	38	PASI-K
60218544044	**TB-20-201605**	EPA 5030B/8260	PGH	38	PASI-K

This report shall not be reproduced, except in full,
without the written consent of Pace Analytical Services, Inc..

Pace Analytical Services, Inc.
9608 Loiret Blvd.
Lenexa, KS 66219
(913)599-5665

PROJECT NARRATIVE

Project: FORT SMITH, AR
Pace Project No.: 60218544

Method: **EPA 8015 - Alcohol**
Description: Alcohol by Direct Inject GCFID
Client: Ramboll Environ_AR
Date: June 16, 2016

General Information:
28 samples were analyzed for EPA 8015 - Alcohol. All samples were received in acceptable condition with any exceptions noted below or on the chain-of custody and/or the sample condition upon receipt form (SCUR) attached at the end of this report.

Hold Time:
The samples were analyzed within the method required hold times with any exceptions noted below.

Initial Calibrations (including MS Tune as applicable):
All criteria were within method requirements with any exceptions noted below.

Continuing Calibration:
All criteria were within method requirements with any exceptions noted below.

Surrogates:
All surrogates were within QC limits with any exceptions noted below.

Method Blank:
All analytes were below the report limit in the method blank, where applicable, with any exceptions noted below.

Laboratory Control Spike:
All laboratory control spike compounds were within QC limits with any exceptions noted below.

Matrix Spikes:
All percent recoveries and relative percent differences (RPDs) were within acceptance criteria with any exceptions noted below.

Additional Comments:

This report shall not be reproduced, except in full,
without the written consent of Pace Analytical Services, Inc..

Pace Analytical Services, Inc.
9608 Loiret Blvd.
Lenexa, KS 66219
(913)599-5665

PROJECT NARRATIVE

Project: FORT SMITH, AR
Pace Project No.: 60218544

Method: **EPA 6010**
Description: 6010 MET ICP
Client: Ramboll Environ_AR
Date: June 16, 2016

General Information:
28 samples were analyzed for EPA 6010. All samples were received in acceptable condition with any exceptions noted below or on the chain-of custody and/or the sample condition upon receipt form (SCUR) attached at the end of this report.

Hold Time:
The samples were analyzed within the method required hold times with any exceptions noted below.

Sample Preparation:
The samples were prepared in accordance with EPA 3010 with any exceptions noted below.

Initial Calibrations (including MS Tune as applicable):
All criteria were within method requirements with any exceptions noted below.

Continuing Calibration:
All criteria were within method requirements with any exceptions noted below.

Method Blank:
All analytes were below the report limit in the method blank, where applicable, with any exceptions noted below.

QC Batch: MPRP/35833

B: Analyte was detected in the associated method blank.
- BLANK for HBN 429562 [MPRP/358 (Lab ID: 1754898)
  - Manganese

Laboratory Control Spike:
All laboratory control spike compounds were within QC limits with any exceptions noted below.

Matrix Spikes:
All percent recoveries and relative percent differences (RPDs) were within acceptance criteria with any exceptions noted below.

Additional Comments:

This report shall not be reproduced, except in full,
without the written consent of Pace Analytical Services, Inc..

Pace Analytical Services, Inc.
9608 Loiret Blvd.
Lenexa, KS 66219
(913)599-5665

PROJECT NARRATIVE

Project: FORT SMITH, AR
Pace Project No.: 60218544

Method: **EPA 5030B/8260**
Description: 8260 MSV
Client: Ramboll Environ_AR
Date: June 16, 2016

General Information:
43 samples were analyzed for EPA 5030B/8260. All samples were received in acceptable condition with any exceptions noted below or on the chain-of custody and/or the sample condition upon receipt form (SCUR) attached at the end of this report.

pH: Post-analysis pH measurement indicates insufficient VOA sample preservation.
- ITMW-18-201605 (Lab ID: 60218544042)
- MW-94-201605 (Lab ID: 60218544027)

Hold Time:
The samples were analyzed within the method required hold times with any exceptions noted below.

H1: Analysis conducted outside the EPA method holding time.
- ITMW-10-201605 (Lab ID: 60218544001)

Initial Calibrations (including MS Tune as applicable):
All criteria were within method requirements with any exceptions noted below.

Continuing Calibration:
All criteria were within method requirements with any exceptions noted below.

Internal Standards:
All internal standards were within QC limits with any exceptions noted below.

Surrogates:
All surrogates were within QC limits with any exceptions noted below.

Method Blank:
All analytes were below the report limit in the method blank, where applicable, with any exceptions noted below.

QC Batch: MSV/75676

B: Analyte was detected in the associated method blank.
- BLANK for HBN 429645 [MSV/7567 (Lab ID: 1755367)
  - Bromomethane
  - Chloroform
  - Methylene chloride

QC Batch: MSV/75745

B: Analyte was detected in the associated method blank.
- BLANK for HBN 430040 [MSV/7574 (Lab ID: 1756989)
  - Trichloroethene

QC Batch: MSV/75769

B: Analyte was detected in the associated method blank.
- BLANK for HBN 430135 [MSV/7576 (Lab ID: 1757350)
  - Acetone
  - Bromomethane

This report shall not be reproduced, except in full,
without the written consent of Pace Analytical Services, Inc..

Pace Analytical Services, Inc.
9608 Loiret Blvd.
Lenexa, KS 66219
(913)599-5665

PROJECT NARRATIVE

Project: FORT SMITH, AR
Pace Project No.: 60218544

Method: **EPA 5030B/8260**
Description: 8260 MSV
Client: Ramboll Environ_AR
Date: June 16, 2016

QC Batch: MSV/75769

B: Analyte was detected in the associated method blank.
- Chloromethane
- Methylene chloride

QC Batch: MSV/75770

B: Analyte was detected in the associated method blank.
- BLANK for HBN 430136 [MSV/7577 (Lab ID: 1757354)
  - Acetone
  - Bromomethane
  - Chloromethane
  - Methylene chloride

Laboratory Control Spike:
All laboratory control spike compounds were within QC limits with any exceptions noted below.

QC Batch: MSV/75676

L0: Analyte recovery in the laboratory control sample (LCS) was outside QC limits.
- LCS (Lab ID: 1755368)
  - 1,1,2,2-Tetrachloroethane

QC Batch: MSV/75769

L0: Analyte recovery in the laboratory control sample (LCS) was outside QC limits.
- LCS (Lab ID: 1757351)
  - trans-1,2-Dichloroethene

QC Batch: MSV/75770

L0: Analyte recovery in the laboratory control sample (LCS) was outside QC limits.
- LCS (Lab ID: 1757355)
  - trans-1,2-Dichloroethene

Matrix Spikes:
All percent recoveries and relative percent differences (RPDs) were within acceptance criteria with any exceptions noted below.

QC Batch: MSV/75654

A matrix spike/matrix spike duplicate was not performed due to insufficient sample volume.

QC Batch: MSV/75676

A matrix spike/matrix spike duplicate was not performed due to insufficient sample volume.

QC Batch: MSV/75721

A matrix spike and/or matrix spike duplicate (MS/MSD) were performed on the following sample(s): 60218544005

M1: Matrix spike recovery exceeded QC limits. Batch accepted based on laboratory control sample (LCS) recovery.
- MS (Lab ID: 1756183)
  - Styrene
- MSD (Lab ID: 1756184)
  - Styrene

This report shall not be reproduced, except in full,
without the written consent of Pace Analytical Services, Inc..

Pace Analytical Services, Inc.
9608 Loiret Blvd.
Lenexa, KS 66219
(913)599-5665

PROJECT NARRATIVE

Project: FORT SMITH, AR
Pace Project No.: 60218544

Method: **EPA 5030B/8260**
Description: 8260 MSV
Client: Ramboll Environ_AR
Date: June 16, 2016

QC Batch: MSV/75725
A matrix spike/matrix spike duplicate was not performed due to insufficient sample volume.

QC Batch: MSV/75745
A matrix spike/matrix spike duplicate was not performed due to insufficient sample volume.

QC Batch: MSV/75769
A matrix spike/matrix spike duplicate was not performed due to insufficient sample volume.

QC Batch: MSV/75770
A matrix spike/matrix spike duplicate was not performed due to insufficient sample volume.

QC Batch: MSV/75780
A matrix spike/matrix spike duplicate was not performed due to insufficient sample volume.

QC Batch: MSV/76458
A matrix spike/matrix spike duplicate was not performed due to insufficient sample volume.

Additional Comments:

This report shall not be reproduced, except in full,
without the written consent of Pace Analytical Services, Inc..

Pace Analytical Services, Inc.
9608 Loiret Blvd.
Lenexa, KS 66219
(913)599-5665

PROJECT NARRATIVE

Project: FORT SMITH, AR
Pace Project No.: 60218544

Method: **SM 2320B**
Description: 2320B Alkalinity
Client: Ramboll Environ_AR
Date: June 16, 2016

General Information:
28 samples were analyzed for SM 2320B. All samples were received in acceptable condition with any exceptions noted below or on the chain-of custody and/or the sample condition upon receipt form (SCUR) attached at the end of this report.

Hold Time:
The samples were analyzed within the method required hold times with any exceptions noted below.

Method Blank:
All analytes were below the report limit in the method blank, where applicable, with any exceptions noted below.

Laboratory Control Spike:
All laboratory control spike compounds were within QC limits with any exceptions noted below.

Matrix Spikes:
All percent recoveries and relative percent differences (RPDs) were within acceptance criteria with any exceptions noted below.

Duplicate Sample:
All duplicate sample results were within method acceptance criteria with any exceptions noted below.

Additional Comments:

This report shall not be reproduced, except in full,
without the written consent of Pace Analytical Services, Inc..

Pace Analytical Services, Inc.
9608 Loiret Blvd.
Lenexa, KS 66219
(913)599-5665

PROJECT NARRATIVE

Project: FORT SMITH, AR
Pace Project No.: 60218544

Method: **SM 3500-Fe B#4**
Description: Iron, Ferric (Calculation)
Client: Ramboll Environ_AR
Date: June 16, 2016

General Information:
28 samples were analyzed for SM 3500-Fe B#4. All samples were received in acceptable condition with any exceptions noted below or on the chain-of custody and/or the sample condition upon receipt form (SCUR) attached at the end of this report.

Hold Time:
The samples were analyzed within the method required hold times with any exceptions noted below.

Method Blank:
All analytes were below the report limit in the method blank, where applicable, with any exceptions noted below.

Laboratory Control Spike:
All laboratory control spike compounds were within QC limits with any exceptions noted below.

Matrix Spikes:
All percent recoveries and relative percent differences (RPDs) were within acceptance criteria with any exceptions noted below.

Additional Comments:

Batch Comments:

Ferrous Fe performed in the field
- QC Batch: WET / 61839

Ferrous fe performed in the field
- QC Batch: WET / 61840

This report shall not be reproduced, except in full,
without the written consent of Pace Analytical Services, Inc..

Pace Analytical Services, Inc.
9608 Loiret Blvd.
Lenexa, KS 66219
(913)599-5665

PROJECT NARRATIVE

Project: FORT SMITH, AR
Pace Project No.: 60218544

Method: **SM 4500-H+B**
Description: 4500H+ pH, Electrometric
Client: Ramboll Environ_AR
Date: June 16, 2016

General Information:
28 samples were analyzed for SM 4500-H+B. All samples were received in acceptable condition with any exceptions noted below or on the chain-of custody and/or the sample condition upon receipt form (SCUR) attached at the end of this report.

Hold Time:
The samples were analyzed within the method required hold times with any exceptions noted below.

H6: Analysis initiated outside of the 15 minute EPA required holding time.
- ITMW-1-201605 (Lab ID: 60218544024)
- ITMW-10-201605 (Lab ID: 60218544001)
- ITMW-11-201605 (Lab ID: 60218544008)
- ITMW-12-201605 (Lab ID: 60218544009)
- ITMW-13-201605 (Lab ID: 60218544021)
- ITMW-14-201605 (Lab ID: 60218544022)
- ITMW-15-201605 (Lab ID: 60218544013)
- ITMW-16-201605 (Lab ID: 60218544003)
- ITMW-17-201605 (Lab ID: 60218544019)
- ITMW-18-201605 (Lab ID: 60218544028)
- ITMW-19-201605 (Lab ID: 60218544020)
- ITMW-2-201605 (Lab ID: 60218544023)
- ITMW-21-201605 (Lab ID: 60218544026)
- ITMW-4-201605 (Lab ID: 60218544011)
- ITMW-6-201605 (Lab ID: 60218544005)
- ITMW-7-201605 (Lab ID: 60218544018)
- ITMW-9-201605 (Lab ID: 60218544002)
- MW-172-201605 (Lab ID: 60218544017)
- MW-23-201605 (Lab ID: 60218544004)
- MW-25-201605 (Lab ID: 60218544012)
- MW-38-201605 (Lab ID: 60218544007)
- MW-84-201605 (Lab ID: 60218544006)
- MW-85-201605 (Lab ID: 60218544016)
- MW-86-201605 (Lab ID: 60218544010)
- MW-87-201605 (Lab ID: 60218544025)
- MW-93-201605 (Lab ID: 60218544015)
- MW-94-201605 (Lab ID: 60218544027)
- MW-95-201605 (Lab ID: 60218544014)

Method Blank:
All analytes were below the report limit in the method blank, where applicable, with any exceptions noted below.

Laboratory Control Spike:
All laboratory control spike compounds were within QC limits with any exceptions noted below.

Matrix Spikes:
All percent recoveries and relative percent differences (RPDs) were within acceptance criteria with any exceptions noted below.

This report shall not be reproduced, except in full,
without the written consent of Pace Analytical Services, Inc..

Pace Analytical Services, Inc.
9608 Loiret Blvd.
Lenexa, KS 66219
(913)599-5665

PROJECT NARRATIVE

Project: FORT SMITH, AR
Pace Project No.: 60218544

Method: **SM 4500-H+B**
Description: 4500H+ pH, Electrometric
Client: Ramboll Environ_AR
Date: June 16, 2016

Additional Comments:

Batch Comments:

Field pH
- QC Batch: WET / 61841
- QC Batch: WET / 61842

This report shall not be reproduced, except in full,
without the written consent of Pace Analytical Services, Inc..

Pace Analytical Services, Inc.
9608 Loiret Blvd.
Lenexa, KS 66219
(913)599-5665

PROJECT NARRATIVE

Project: FORT SMITH, AR
Pace Project No.: 60218544

Method: **SM 4500-S-2 D**
Description: 4500S2D Sulfide, Total
Client: Ramboll Environ_AR
Date: June 16, 2016

General Information:
28 samples were analyzed for SM 4500-S-2 D. All samples were received in acceptable condition with any exceptions noted below or on the chain-of custody and/or the sample condition upon receipt form (SCUR) attached at the end of this report.

Hold Time:
The samples were analyzed within the method required hold times with any exceptions noted below.

Method Blank:
All analytes were below the report limit in the method blank, where applicable, with any exceptions noted below.

Laboratory Control Spike:
All laboratory control spike compounds were within QC limits with any exceptions noted below.

Matrix Spikes:
All percent recoveries and relative percent differences (RPDs) were within acceptance criteria with any exceptions noted below.

Duplicate Sample:
All duplicate sample results were within method acceptance criteria with any exceptions noted below.

Additional Comments:

This report shall not be reproduced, except in full,
without the written consent of Pace Analytical Services, Inc..

Pace Analytical Services, Inc.
9608 Loiret Blvd.
Lenexa, KS 66219
(913)599-5665

PROJECT NARRATIVE

Project: FORT SMITH, AR
Pace Project No.: 60218544

Method: **EPA 300.0**
Description: 300.0 IC Anions 28 Days
Client: Ramboll Environ_AR
Date: June 16, 2016

General Information:
28 samples were analyzed for EPA 300.0. All samples were received in acceptable condition with any exceptions noted below or on the chain-of custody and/or the sample condition upon receipt form (SCUR) attached at the end of this report.

Hold Time:
The samples were analyzed within the method required hold times with any exceptions noted below.

Initial Calibrations (including MS Tune as applicable):
All criteria were within method requirements with any exceptions noted below.

Continuing Calibration:
All criteria were within method requirements with any exceptions noted below.

Method Blank:
All analytes were below the report limit in the method blank, where applicable, with any exceptions noted below.

Laboratory Control Spike:
All laboratory control spike compounds were within QC limits with any exceptions noted below.

Matrix Spikes:
All percent recoveries and relative percent differences (RPDs) were within acceptance criteria with any exceptions noted below.

Additional Comments:

This report shall not be reproduced, except in full,
without the written consent of Pace Analytical Services, Inc..

Pace Analytical Services, Inc.
9608 Loiret Blvd.
Lenexa, KS 66219
(913)599-5665

PROJECT NARRATIVE

Project: FORT SMITH, AR
Pace Project No.: 60218544

Method: **EPA 350.1**
Description: 350.1 Ammonia
Client: Ramboll Environ_AR
Date: June 16, 2016

General Information:
28 samples were analyzed for EPA 350.1. All samples were received in acceptable condition with any exceptions noted below or on the chain-of custody and/or the sample condition upon receipt form (SCUR) attached at the end of this report.

Hold Time:
The samples were analyzed within the method required hold times with any exceptions noted below.

Initial Calibrations (including MS Tune as applicable):
All criteria were within method requirements with any exceptions noted below.

Continuing Calibration:
All criteria were within method requirements with any exceptions noted below.

Method Blank:
All analytes were below the report limit in the method blank, where applicable, with any exceptions noted below.

Laboratory Control Spike:
All laboratory control spike compounds were within QC limits with any exceptions noted below.

Matrix Spikes:
All percent recoveries and relative percent differences (RPDs) were within acceptance criteria with any exceptions noted below.

Duplicate Sample:
All duplicate sample results were within method acceptance criteria with any exceptions noted below.

QC Batch: WETA/39377

D6: The precision between the sample and sample duplicate exceeded laboratory control limits.

- DUP (Lab ID: 1754850)
  - Nitrogen, Ammonia

Additional Comments:

This report shall not be reproduced, except in full,
without the written consent of Pace Analytical Services, Inc..

Pace Analytical Services, Inc.
9608 Loiret Blvd.
Lenexa, KS 66219
(913)599-5665

PROJECT NARRATIVE

Project: FORT SMITH, AR
Pace Project No.: 60218544

Method: **EPA 353.2**
Description: 353.2 Nitrogen, NO2/NO3 unpres
Client: Ramboll Environ_AR
Date: June 16, 2016

General Information:
28 samples were analyzed for EPA 353.2. All samples were received in acceptable condition with any exceptions noted below or on the chain-of custody and/or the sample condition upon receipt form (SCUR) attached at the end of this report.

Hold Time:
The samples were analyzed within the method required hold times with any exceptions noted below.

Initial Calibrations (including MS Tune as applicable):
All criteria were within method requirements with any exceptions noted below.

Continuing Calibration:
All criteria were within method requirements with any exceptions noted below.

Method Blank:
All analytes were below the report limit in the method blank, where applicable, with any exceptions noted below.

Laboratory Control Spike:
All laboratory control spike compounds were within QC limits with any exceptions noted below.

Matrix Spikes:
All percent recoveries and relative percent differences (RPDs) were within acceptance criteria with any exceptions noted below.

Duplicate Sample:
All duplicate sample results were within method acceptance criteria with any exceptions noted below.

Additional Comments:

This report shall not be reproduced, except in full,
without the written consent of Pace Analytical Services, Inc..

Pace Analytical Services, Inc.
9608 Loiret Blvd.
Lenexa, KS 66219
(913)599-5665

PROJECT NARRATIVE

Project: FORT SMITH, AR
Pace Project No.: 60218544

Method: **SM 4500-CO2 D**
Description: Total Carbon Dioxide Calc
Client: Ramboll Environ_AR
Date: June 16, 2016

General Information:
28 samples were analyzed for SM 4500-CO2 D. All samples were received in acceptable condition with any exceptions noted below or on the chain-of custody and/or the sample condition upon receipt form (SCUR) attached at the end of this report.

Hold Time:
The samples were analyzed within the method required hold times with any exceptions noted below.

Initial Calibrations (including MS Tune as applicable):
All criteria were within method requirements with any exceptions noted below.

Continuing Calibration:
All criteria were within method requirements with any exceptions noted below.

Method Blank:
All analytes were below the report limit in the method blank, where applicable, with any exceptions noted below.

Laboratory Control Spike:
All laboratory control spike compounds were within QC limits with any exceptions noted below.

Matrix Spikes:
All percent recoveries and relative percent differences (RPDs) were within acceptance criteria with any exceptions noted below.

Additional Comments:

This report shall not be reproduced, except in full,
without the written consent of Pace Analytical Services, Inc..

Pace Analytical Services, Inc.
9608 Loiret Blvd.
Lenexa, KS 66219
(913)599-5665

PROJECT NARRATIVE

Project: FORT SMITH, AR
Pace Project No.: 60218544

Method: **SM 5310C**
Description: 5310C TOC
Client: Ramboll Environ_AR
Date: June 16, 2016

General Information:
28 samples were analyzed for SM 5310C. All samples were received in acceptable condition with any exceptions noted below or on the chain-of custody and/or the sample condition upon receipt form (SCUR) attached at the end of this report.

Hold Time:
The samples were analyzed within the method required hold times with any exceptions noted below.

Initial Calibrations (including MS Tune as applicable):
All criteria were within method requirements with any exceptions noted below.

Continuing Calibration:
All criteria were within method requirements with any exceptions noted below.

Method Blank:
All analytes were below the report limit in the method blank, where applicable, with any exceptions noted below.

QC Batch: WETA/39440

B: Analyte was detected in the associated method blank.
- BLANK for HBN 429990 [WETA/394 (Lab ID: 1756877)
  - Total Organic Carbon

QC Batch: WETA/39464

B: Analyte was detected in the associated method blank.
- BLANK for HBN 430244 [WETA/394 (Lab ID: 1758092)
  - Total Organic Carbon

QC Batch: WETA/39584

B: Analyte was detected in the associated method blank.
- BLANK for HBN 431343 [WETA/395 (Lab ID: 1762497)
  - Total Organic Carbon

QC Batch: WETA/39628

B: Analyte was detected in the associated method blank.
- BLANK for HBN 431483 [WETA/396 (Lab ID: 1763591)
  - Total Organic Carbon

Laboratory Control Spike:
All laboratory control spike compounds were within QC limits with any exceptions noted below.

Matrix Spikes:
All percent recoveries and relative percent differences (RPDs) were within acceptance criteria with any exceptions noted below.

This report shall not be reproduced, except in full,
without the written consent of Pace Analytical Services, Inc..

Pace Analytical Services, Inc.
9608 Loiret Blvd.
Lenexa, KS 66219
(913)599-5665

PROJECT NARRATIVE

Project: FORT SMITH, AR
Pace Project No.: 60218544

Method: **SM 5310C**
Description: 5310C TOC
Client: Ramboll Environ_AR
Date: June 16, 2016

QC Batch: WETA/39440

A matrix spike and/or matrix spike duplicate (MS/MSD) were performed on the following sample(s): 60218544001

M1: Matrix spike recovery exceeded QC limits. Batch accepted based on laboratory control sample (LCS) recovery.

- MS (Lab ID: 1756882)
  - Total Organic Carbon

QC Batch: WETA/39464

A matrix spike and/or matrix spike duplicate (MS/MSD) were performed on the following sample(s): 60218544012

M1: Matrix spike recovery exceeded QC limits. Batch accepted based on laboratory control sample (LCS) recovery.

- MS (Lab ID: 1758094)
  - Total Organic Carbon

QC Batch: WETA/39584

A matrix spike and/or matrix spike duplicate (MS/MSD) were performed on the following sample(s): 60218544005

M1: Matrix spike recovery exceeded QC limits. Batch accepted based on laboratory control sample (LCS) recovery.

- MS (Lab ID: 1762499)
  - Total Organic Carbon

QC Batch: WETA/39628

A matrix spike and/or matrix spike duplicate (MS/MSD) were performed on the following sample(s): 60218544028

M1: Matrix spike recovery exceeded QC limits. Batch accepted based on laboratory control sample (LCS) recovery.

- MS (Lab ID: 1763593)
  - Total Organic Carbon

Duplicate Sample:
All duplicate sample results were within method acceptance criteria with any exceptions noted below.

QC Batch: WETA/39628

D6: The precision between the sample and sample duplicate exceeded laboratory control limits.

- DUP (Lab ID: 1763594)
  - Total Organic Carbon

Additional Comments:

REPORT OF LABORATORY ANALYSIS

This report shall not be reproduced, except in full,
without the written consent of Pace Analytical Services, Inc..

Pace Analytical Services, Inc.
9608 Loiret Blvd.
Lenexa, KS 66219
(913)599-5665

PROJECT NARRATIVE

Project: FORT SMITH, AR
Pace Project No.: 60218544

Method: **SM 4500-P E**
Description: SM4500P-E, Total Phosphorus
Client: Ramboll Environ_AR
Date: June 16, 2016

General Information:
28 samples were analyzed for SM 4500-P E. All samples were received in acceptable condition with any exceptions noted below or on the chain-of custody and/or the sample condition upon receipt form (SCUR) attached at the end of this report.

Hold Time:
The samples were analyzed within the method required hold times with any exceptions noted below.

Sample Preparation:
The samples were prepared in accordance with SM4500-P B with any exceptions noted below.

Initial Calibrations (including MS Tune as applicable):
All criteria were within method requirements with any exceptions noted below.

Continuing Calibration:
All criteria were within method requirements with any exceptions noted below.

Method Blank:
All analytes were below the report limit in the method blank, where applicable, with any exceptions noted below.

Laboratory Control Spike:
All laboratory control spike compounds were within QC limits with any exceptions noted below.

Matrix Spikes:
All percent recoveries and relative percent differences (RPDs) were within acceptance criteria with any exceptions noted below.

QC Batch: WETA/11531

A matrix spike and/or matrix spike duplicate (MS/MSD) were performed on the following sample(s): 60218544005,60218544009

M1: Matrix spike recovery exceeded QC limits. Batch accepted based on laboratory control sample (LCS) recovery.

- MSD (Lab ID: 227855)
  - Phosphate as P04

R1: RPD value was outside control limits.

- MSD (Lab ID: 227855)
  - Phosphate as P04

Additional Comments:

This data package has been reviewed for quality and completeness and is approved for release.

This report shall not be reproduced, except in full,
without the written consent of Pace Analytical Services, Inc..

Pace Analytical Services, Inc.
9608 Loiret Blvd.
Lenexa, KS 66219
(913)599-5665

ANALYTICAL RESULTS

Project: FORT SMITH, AR
Pace Project No.: 60218544

Sample: ITMW-10-201605 **Lab ID: 60218544001** Collected: 05/05/16 11:40 Received: 05/06/16 09:51 Matrix: Water

Parameters	Results	Units	Report Limit	MDL	DF	Prepared	Analyzed	CAS No.	Qual
Alcohol by Direct Inject GCFID	Analytical Method: EPA 8015 - Alcohol								
2-Chloroethanol	ND	ug/L	10000	1530	1		05/11/16 22:43	107-07-3	
6010 MET ICP	Analytical Method: EPA 6010 Preparation Method: EPA 3010								
Iron	**3580**	ug/L	50.0	8.8	1	05/09/16 16:45	05/10/16 11:24	7439-89-6	
Manganese	**121**	ug/L	5.0	0.25	1	05/09/16 16:45	05/10/16 11:24	7439-96-5	
8260 MSV	Analytical Method: EPA 5030B/8260								
Acetone	ND	ug/L	10.0	1.9	1		05/12/16 17:51	67-64-1	
Benzene	**0.12J**	ug/L	1.0	0.060	1		05/12/16 17:51	71-43-2	
Bromodichloromethane	ND	ug/L	1.0	0.19	1		05/12/16 17:51	75-27-4	
Bromoform	ND	ug/L	1.0	0.070	1		05/12/16 17:51	75-25-2	
Bromomethane	ND	ug/L	5.0	0.16	1		05/12/16 17:51	74-83-9	
2-Butanone (MEK)	ND	ug/L	10.0	0.59	1		05/12/16 17:51	78-93-3	
Carbon disulfide	ND	ug/L	5.0	0.12	1		05/12/16 17:51	75-15-0	
Carbon tetrachloride	ND	ug/L	1.0	0.18	1		05/12/16 17:51	56-23-5	
Chlorobenzene	ND	ug/L	1.0	0.21	1		05/12/16 17:51	108-90-7	
Chloroethane	ND	ug/L	1.0	0.15	1		05/12/16 17:51	75-00-3	
Chloroform	**0.32J**	ug/L	1.0	0.14	1		05/12/16 17:51	67-66-3	
Chloromethane	ND	ug/L	1.0	0.080	1		05/12/16 17:51	74-87-3	
Dibromochloromethane	ND	ug/L	1.0	0.21	1		05/12/16 17:51	124-48-1	
1,1-Dichloroethane	**2.4**	ug/L	1.0	0.050	1		05/12/16 17:51	75-34-3	
1,2-Dichloroethane	ND	ug/L	1.0	0.12	1		05/12/16 17:51	107-06-2	
1,1-Dichloroethene	**4.0**	ug/L	1.0	0.20	1		05/12/16 17:51	75-35-4	
cis-1,2-Dichloroethene	**36.6**	ug/L	1.0	0.080	1		05/12/16 17:51	156-59-2	
trans-1,2-Dichloroethene	**0.27J**	ug/L	1.0	0.20	1		05/12/16 17:51	156-60-5	
1,2-Dichloropropane	ND	ug/L	1.0	0.16	1		05/12/16 17:51	78-87-5	
cis-1,3-Dichloropropene	ND	ug/L	1.0	0.14	1		05/12/16 17:51	10061-01-5	
trans-1,3-Dichloropropene	ND	ug/L	1.0	0.12	1		05/12/16 17:51	10061-02-6	
Ethylbenzene	ND	ug/L	1.0	0.18	1		05/12/16 17:51	100-41-4	
2-Hexanone	ND	ug/L	10.0	1.2	1		05/12/16 17:51	591-78-6	
Methylene chloride	ND	ug/L	1.0	0.15	1		05/12/16 17:51	75-09-2	
4-Methyl-2-pentanone (MIBK)	ND	ug/L	10.0	0.42	1		05/12/16 17:51	108-10-1	
Styrene	ND	ug/L	1.0	0.12	1		05/12/16 17:51	100-42-5	
1,1,2,2-Tetrachloroethane	ND	ug/L	1.0	0.15	1		05/12/16 17:51	79-34-5	
Tetrachloroethene	**0.78J**	ug/L	1.0	0.10	1		05/12/16 17:51	127-18-4	
Toluene	**0.71J**	ug/L	1.0	0.17	1		05/12/16 17:51	108-88-3	
1,1,1-Trichloroethane	ND	ug/L	1.0	0.11	1		05/12/16 17:51	71-55-6	
1,1,2-Trichloroethane	ND	ug/L	1.0	0.20	1		05/12/16 17:51	79-00-5	
Trichloroethene	**743**	ug/L	20.0	3.4	20		06/10/16 06:33	79-01-6	H1
Vinyl chloride	**1.1**	ug/L	1.0	0.13	1		05/12/16 17:51	75-01-4	
Xylene (Total)	ND	ug/L	3.0	0.42	1		05/12/16 17:51	1330-20-7	
Surrogates									
4-Bromofluorobenzene (S)	98	%	77-130		1		05/12/16 17:51	460-00-4	
1,2-Dichloroethane-d4 (S)	104	%	81-127		1		05/12/16 17:51	17060-07-0	
Toluene-d8 (S)	101	%	80-120		1		05/12/16 17:51	2037-26-5	
Preservation pH	**1.0**		0.10	0.10	1		05/12/16 17:51		

REPORT OF LABORATORY ANALYSIS

This report shall not be reproduced, except in full,
without the written consent of Pace Analytical Services, Inc..

Pace Analytical Services, Inc.
9608 Loiret Blvd.
Lenexa, KS 66219
(913)599-5665

ANALYTICAL RESULTS

Project: FORT SMITH, AR
Pace Project No.: 60218544

Sample: ITMW-10-201605 **Lab ID: 60218544001** Collected: 05/05/16 11:40 Received: 05/06/16 09:51 Matrix: Water

Parameters	Results	Units	Report Limit	MDL	DF	Prepared	Analyzed	CAS No.	Qual
2320B Alkalinity	Analytical Method: SM 2320B								
Alkalinity,Bicarbonate (CaCO3)	**72.6**	mg/L	20.0	2.0	1		05/16/16 10:03		
Alkalinity, Carbonate (CaCO3)	ND	mg/L	20.0	2.0	1		05/16/16 10:03		
Alkalinity, Total as CaCO3	**72.6**	mg/L	20.0	2.0	1		05/16/16 10:03		
Iron, Ferric (Calculation)	Analytical Method: SM 3500-Fe B#4								
Iron, Ferric	**3.6**	mg/L	0.20		1		05/17/16 00:00	7439-89-6	
4500H+ pH, Electrometric	Analytical Method: SM 4500-H+B								
pH at 25 Degrees C	**5.8**	Std. Units	0.10	0.10	1		05/17/16 00:00		H6
4500S2D Sulfide, Total	Analytical Method: SM 4500-S-2 D								
Sulfide, Total	ND	mg/L	0.050	0.012	1		05/12/16 12:21	18496-25-8	
300.0 IC Anions 28 Days	Analytical Method: EPA 300.0								
Chloride	**130**	mg/L	10.0	5.0	10		05/12/16 11:59	16887-00-6	
Sulfate	**34.4**	mg/L	2.0	0.50	2		05/12/16 11:44	14808-79-8	
350.1 Ammonia	Analytical Method: EPA 350.1								
Nitrogen, Ammonia	ND	mg/L	0.10	0.046	1		05/09/16 19:37	7664-41-7	
353.2 Nitrogen, NO2/NO3 unpres	Analytical Method: EPA 353.2								
Nitrogen, Nitrate	ND	mg/L	0.10	0.012	1		05/06/16 17:48		
Nitrogen, Nitrite	**0.17**	mg/L	0.10	0.010	1		05/06/16 17:48		
Nitrogen, NO2 plus NO3	ND	mg/L	0.10	0.012	1		05/06/16 17:48		
Total Carbon Dioxide Calc	Analytical Method: SM 4500-CO2 D								
Carbon Dioxide Calculation	**269**	mg/L	20.0	20.0	1		05/23/16 00:00		
5310C TOC	Analytical Method: SM 5310C								
Total Organic Carbon	**1.2**	mg/L	1.0	0.054	1		05/12/16 18:02	7440-44-0	B,M1
SM4500P-E, Total Phosphorus	Analytical Method: SM 4500-P E Preparation Method: SM4500-P B								
Phosphate as P04	**0.055**	mg/L	0.030	0.010	1	05/17/16 07:22	05/17/16 12:33		

REPORT OF LABORATORY ANALYSIS

This report shall not be reproduced, except in full,
without the written consent of Pace Analytical Services, Inc..

Pace Analytical Services, Inc.
9608 Loiret Blvd.
Lenexa, KS 66219
(913)599-5665

ANALYTICAL RESULTS

Project: FORT SMITH, AR
Pace Project No.: 60218544

Sample: ITMW-9-201605 **Lab ID: 60218544002** Collected: 05/05/16 13:50 Received: 05/06/16 09:51 Matrix: Water

Parameters	Results	Units	Report Limit	MDL	DF	Prepared	Analyzed	CAS No.	Qual
Alcohol by Direct Inject GCFID	Analytical Method: EPA 8015 - Alcohol								
2-Chloroethanol	ND	ug/L	10000	1530	1		05/11/16 22:54	107-07-3	
6010 MET ICP	Analytical Method: EPA 6010 Preparation Method: EPA 3010								
Iron	**504**	ug/L	50.0	8.8	1	05/09/16 16:45	05/10/16 11:26	7439-89-6	
Manganese	**150**	ug/L	5.0	0.25	1	05/09/16 16:45	05/10/16 11:26	7439-96-5	
8260 MSV	Analytical Method: EPA 5030B/8260								
Acetone	ND	ug/L	10.0	1.9	1		05/12/16 00:16	67-64-1	
Benzene	ND	ug/L	1.0	0.060	1		05/12/16 00:16	71-43-2	
Bromodichloromethane	ND	ug/L	1.0	0.19	1		05/12/16 00:16	75-27-4	
Bromoform	ND	ug/L	1.0	0.070	1		05/12/16 00:16	75-25-2	
Bromomethane	ND	ug/L	5.0	0.16	1		05/12/16 00:16	74-83-9	
2-Butanone (MEK)	ND	ug/L	10.0	0.59	1		05/12/16 00:16	78-93-3	
Carbon disulfide	ND	ug/L	5.0	0.12	1		05/12/16 00:16	75-15-0	
Carbon tetrachloride	ND	ug/L	1.0	0.18	1		05/12/16 00:16	56-23-5	
Chlorobenzene	ND	ug/L	1.0	0.21	1		05/12/16 00:16	108-90-7	
Chloroethane	ND	ug/L	1.0	0.15	1		05/12/16 00:16	75-00-3	
Chloroform	**0.18J**	ug/L	1.0	0.14	1		05/12/16 00:16	67-66-3	
Chloromethane	ND	ug/L	1.0	0.080	1		05/12/16 00:16	74-87-3	
Dibromochloromethane	ND	ug/L	1.0	0.21	1		05/12/16 00:16	124-48-1	
1,1-Dichloroethane	ND	ug/L	1.0	0.050	1		05/12/16 00:16	75-34-3	
1,2-Dichloroethane	ND	ug/L	1.0	0.12	1		05/12/16 00:16	107-06-2	
1,1-Dichloroethene	**0.60J**	ug/L	1.0	0.20	1		05/12/16 00:16	75-35-4	
cis-1,2-Dichloroethene	**31.6**	ug/L	1.0	0.080	1		05/12/16 00:16	156-59-2	
trans-1,2-Dichloroethene	**0.30J**	ug/L	1.0	0.20	1		05/12/16 00:16	156-60-5	
1,2-Dichloropropane	ND	ug/L	1.0	0.16	1		05/12/16 00:16	78-87-5	
cis-1,3-Dichloropropene	ND	ug/L	1.0	0.14	1		05/12/16 00:16	10061-01-5	
trans-1,3-Dichloropropene	ND	ug/L	1.0	0.12	1		05/12/16 00:16	10061-02-6	
Ethylbenzene	ND	ug/L	1.0	0.18	1		05/12/16 00:16	100-41-4	
2-Hexanone	ND	ug/L	10.0	1.2	1		05/12/16 00:16	591-78-6	
Methylene chloride	ND	ug/L	1.0	0.15	1		05/12/16 00:16	75-09-2	
4-Methyl-2-pentanone (MIBK)	ND	ug/L	10.0	0.42	1		05/12/16 00:16	108-10-1	
Styrene	ND	ug/L	1.0	0.12	1		05/12/16 00:16	100-42-5	
1,1,2,2-Tetrachloroethane	ND	ug/L	1.0	0.15	1		05/12/16 00:16	79-34-5	
Tetrachloroethene	ND	ug/L	1.0	0.10	1		05/12/16 00:16	127-18-4	
Toluene	ND	ug/L	1.0	0.17	1		05/12/16 00:16	108-88-3	
1,1,1-Trichloroethane	ND	ug/L	1.0	0.11	1		05/12/16 00:16	71-55-6	
1,1,2-Trichloroethane	ND	ug/L	1.0	0.20	1		05/12/16 00:16	79-00-5	
Trichloroethene	**97.3**	ug/L	1.0	0.17	1		05/12/16 00:16	79-01-6	
Vinyl chloride	**0.48J**	ug/L	1.0	0.13	1		05/12/16 00:16	75-01-4	
Xylene (Total)	ND	ug/L	3.0	0.42	1		05/12/16 00:16	1330-20-7	
Surrogates									
4-Bromofluorobenzene (S)	100	%	77-130		1		05/12/16 00:16	460-00-4	
1,2-Dichloroethane-d4 (S)	96	%	81-127		1		05/12/16 00:16	17060-07-0	
Toluene-d8 (S)	101	%	80-120		1		05/12/16 00:16	2037-26-5	
Preservation pH	**1.0**		0.10	0.10	1		05/12/16 00:16		

REPORT OF LABORATORY ANALYSIS

This report shall not be reproduced, except in full,
without the written consent of Pace Analytical Services, Inc..

Pace Analytical Services, Inc.
9608 Loiret Blvd.
Lenexa, KS 66219
(913)599-5665

ANALYTICAL RESULTS

Project: FORT SMITH, AR
Pace Project No.: 60218544

Sample: ITMW-9-201605 **Lab ID: 60218544002** Collected: 05/05/16 13:50 Received: 05/06/16 09:51 Matrix: Water

Parameters	Results	Units	Report Limit	MDL	DF	Prepared	Analyzed	CAS No.	Qual
2320B Alkalinity	Analytical Method: SM 2320B								
Alkalinity,Bicarbonate (CaCO3)	**52.3**	mg/L	20.0	2.0	1		05/16/16 10:07		
Alkalinity, Carbonate (CaCO3)	ND	mg/L	20.0	2.0	1		05/16/16 10:07		
Alkalinity, Total as CaCO3	**52.3**	mg/L	20.0	2.0	1		05/16/16 10:07		
Iron, Ferric (Calculation)	Analytical Method: SM 3500-Fe B#4								
Iron, Ferric	**0.50**	mg/L	0.20		1		05/17/16 00:00	7439-89-6	
4500H+ pH, Electrometric	Analytical Method: SM 4500-H+B								
pH at 25 Degrees C	**5.7**	Std. Units	0.10	0.10	1		05/17/16 00:00		H6
4500S2D Sulfide, Total	Analytical Method: SM 4500-S-2 D								
Sulfide, Total	ND	mg/L	0.050	0.012	1		05/12/16 12:21	18496-25-8	
300.0 IC Anions 28 Days	Analytical Method: EPA 300.0								
Chloride	**83.2**	mg/L	10.0	5.0	10		05/12/16 12:30	16887-00-6	
Sulfate	**25.8**	mg/L	2.0	0.50	2		05/12/16 12:14	14808-79-8	
350.1 Ammonia	Analytical Method: EPA 350.1								
Nitrogen, Ammonia	ND	mg/L	0.10	0.046	1		05/09/16 19:39	7664-41-7	
353.2 Nitrogen, NO2/NO3 unpres	Analytical Method: EPA 353.2								
Nitrogen, Nitrate	**18.4**	mg/L	1.0	0.12	10		05/06/16 18:24		
Nitrogen, Nitrite	ND	mg/L	1.0	0.10	10		05/06/16 18:24		
Nitrogen, NO2 plus NO3	**18.4**	mg/L	1.0	0.12	10		05/06/16 18:24		
Total Carbon Dioxide Calc	Analytical Method: SM 4500-CO2 D								
Carbon Dioxide Calculation	**236**	mg/L	20.0	20.0	1		05/23/16 00:00		
5310C TOC	Analytical Method: SM 5310C								
Total Organic Carbon	**1.2**	mg/L	1.0	0.054	1		05/12/16 18:27	7440-44-0	B
SM4500P-E, Total Phosphorus	Analytical Method: SM 4500-P E Preparation Method: SM4500-P B								
Phosphate as P04	**0.16**	mg/L	0.030	0.010	1	05/17/16 07:22	05/17/16 12:33		

REPORT OF LABORATORY ANALYSIS

This report shall not be reproduced, except in full,
without the written consent of Pace Analytical Services, Inc..

Pace Analytical Services, Inc.
9608 Loiret Blvd.
Lenexa, KS 66219
(913)599-5665

ANALYTICAL RESULTS

Project: FORT SMITH, AR
Pace Project No.: 60218544

Sample: ITMW-16-201605 **Lab ID: 60218544003** Collected: 05/05/16 09:15 Received: 05/06/16 09:51 Matrix: Water

Parameters	Results	Units	Report Limit	MDL	DF	Prepared	Analyzed	CAS No.	Qual
Alcohol by Direct Inject GCFID	Analytical Method: EPA 8015 - Alcohol								
2-Chloroethanol	ND	ug/L	10000	1530	1		05/11/16 23:06	107-07-3	
6010 MET ICP	Analytical Method: EPA 6010 Preparation Method: EPA 3010								
Iron	**2230**	ug/L	50.0	8.8	1	05/09/16 16:45	05/10/16 11:28	7439-89-6	
Manganese	**32.2**	ug/L	5.0	0.25	1	05/09/16 16:45	05/10/16 11:28	7439-96-5	
8260 MSV	Analytical Method: EPA 5030B/8260								
Acetone	ND	ug/L	10.0	1.9	1		05/11/16 23:47	67-64-1	
Benzene	ND	ug/L	1.0	0.060	1		05/11/16 23:47	71-43-2	
Bromodichloromethane	ND	ug/L	1.0	0.19	1		05/11/16 23:47	75-27-4	
Bromoform	ND	ug/L	1.0	0.070	1		05/11/16 23:47	75-25-2	
Bromomethane	ND	ug/L	5.0	0.16	1		05/11/16 23:47	74-83-9	
2-Butanone (MEK)	ND	ug/L	10.0	0.59	1		05/11/16 23:47	78-93-3	
Carbon disulfide	ND	ug/L	5.0	0.12	1		05/11/16 23:47	75-15-0	
Carbon tetrachloride	ND	ug/L	1.0	0.18	1		05/11/16 23:47	56-23-5	
Chlorobenzene	ND	ug/L	1.0	0.21	1		05/11/16 23:47	108-90-7	
Chloroethane	ND	ug/L	1.0	0.15	1		05/11/16 23:47	75-00-3	
Chloroform	ND	ug/L	1.0	0.14	1		05/11/16 23:47	67-66-3	
Chloromethane	ND	ug/L	1.0	0.080	1		05/11/16 23:47	74-87-3	
Dibromochloromethane	ND	ug/L	1.0	0.21	1		05/11/16 23:47	124-48-1	
1,1-Dichloroethane	ND	ug/L	1.0	0.050	1		05/11/16 23:47	75-34-3	
1,2-Dichloroethane	ND	ug/L	1.0	0.12	1		05/11/16 23:47	107-06-2	
1,1-Dichloroethene	ND	ug/L	1.0	0.20	1		05/11/16 23:47	75-35-4	
cis-1,2-Dichloroethene	ND	ug/L	1.0	0.080	1		05/11/16 23:47	156-59-2	
trans-1,2-Dichloroethene	ND	ug/L	1.0	0.20	1		05/11/16 23:47	156-60-5	
1,2-Dichloropropane	ND	ug/L	1.0	0.16	1		05/11/16 23:47	78-87-5	
cis-1,3-Dichloropropene	ND	ug/L	1.0	0.14	1		05/11/16 23:47	10061-01-5	
trans-1,3-Dichloropropene	ND	ug/L	1.0	0.12	1		05/11/16 23:47	10061-02-6	
Ethylbenzene	ND	ug/L	1.0	0.18	1		05/11/16 23:47	100-41-4	
2-Hexanone	ND	ug/L	10.0	1.2	1		05/11/16 23:47	591-78-6	
Methylene chloride	ND	ug/L	1.0	0.15	1		05/11/16 23:47	75-09-2	
4-Methyl-2-pentanone (MIBK)	ND	ug/L	10.0	0.42	1		05/11/16 23:47	108-10-1	
Styrene	ND	ug/L	1.0	0.12	1		05/11/16 23:47	100-42-5	
1,1,2,2-Tetrachloroethane	ND	ug/L	1.0	0.15	1		05/11/16 23:47	79-34-5	
Tetrachloroethene	ND	ug/L	1.0	0.10	1		05/11/16 23:47	127-18-4	
Toluene	ND	ug/L	1.0	0.17	1		05/11/16 23:47	108-88-3	
1,1,1-Trichloroethane	ND	ug/L	1.0	0.11	1		05/11/16 23:47	71-55-6	
1,1,2-Trichloroethane	ND	ug/L	1.0	0.20	1		05/11/16 23:47	79-00-5	
Trichloroethene	ND	ug/L	1.0	0.17	1		05/11/16 23:47	79-01-6	
Vinyl chloride	ND	ug/L	1.0	0.13	1		05/11/16 23:47	75-01-4	
Xylene (Total)	ND	ug/L	3.0	0.42	1		05/11/16 23:47	1330-20-7	
Surrogates									
4-Bromofluorobenzene (S)	101	%	77-130		1		05/11/16 23:47	460-00-4	
1,2-Dichloroethane-d4 (S)	97	%	81-127		1		05/11/16 23:47	17060-07-0	
Toluene-d8 (S)	101	%	80-120		1		05/11/16 23:47	2037-26-5	
Preservation pH	**1.0**		0.10	0.10	1		05/11/16 23:47		

REPORT OF LABORATORY ANALYSIS

This report shall not be reproduced, except in full,
without the written consent of Pace Analytical Services, Inc..

Pace Analytical Services, Inc.
9608 Loiret Blvd.
Lenexa, KS 66219
(913)599-5665

ANALYTICAL RESULTS

Project: FORT SMITH, AR
Pace Project No.: 60218544

Sample: ITMW-16-201605 **Lab ID: 60218544003** Collected: 05/05/16 09:15 Received: 05/06/16 09:51 Matrix: Water

Parameters	Results	Units	Report Limit	MDL	DF	Prepared	Analyzed	CAS No.	Qual
2320B Alkalinity	Analytical Method: SM 2320B								
Alkalinity,Bicarbonate (CaCO3)	**28.7**	mg/L	20.0	2.0	1		05/16/16 10:10		
Alkalinity, Carbonate (CaCO3)	ND	mg/L	20.0	2.0	1		05/16/16 10:10		
Alkalinity, Total as CaCO3	**28.7**	mg/L	20.0	2.0	1		05/16/16 10:10		
Iron, Ferric (Calculation)	Analytical Method: SM 3500-Fe B#4								
Iron, Ferric	**2.2**	mg/L	0.20		1		05/17/16 00:00	7439-89-6	
4500H+ pH, Electrometric	Analytical Method: SM 4500-H+B								
pH at 25 Degrees C	**6.1**	Std. Units	0.10	0.10	1		05/17/16 00:00		H6
4500S2D Sulfide, Total	Analytical Method: SM 4500-S-2 D								
Sulfide, Total	ND	mg/L	0.050	0.012	1		05/12/16 12:24	18496-25-8	
300.0 IC Anions 28 Days	Analytical Method: EPA 300.0								
Chloride	**1.2**	mg/L	1.0	0.50	1		05/12/16 12:45	16887-00-6	
Sulfate	**11.0**	mg/L	1.0	0.25	1		05/12/16 12:45	14808-79-8	
350.1 Ammonia	Analytical Method: EPA 350.1								
Nitrogen, Ammonia	ND	mg/L	0.10	0.046	1		05/09/16 19:40	7664-41-7	
353.2 Nitrogen, NO2/NO3 unpres	Analytical Method: EPA 353.2								
Nitrogen, Nitrate	**0.49**	mg/L	0.10	0.012	1		05/06/16 17:42		
Nitrogen, Nitrite	ND	mg/L	0.10	0.010	1		05/06/16 17:42		
Nitrogen, NO2 plus NO3	**0.49**	mg/L	0.10	0.012	1		05/06/16 17:42		
Total Carbon Dioxide Calc	Analytical Method: SM 4500-CO2 D								
Carbon Dioxide Calculation	**75.2**	mg/L	20.0	20.0	1		05/23/16 00:00		
5310C TOC	Analytical Method: SM 5310C								
Total Organic Carbon	**2.0**	mg/L	1.0	0.054	1		05/12/16 18:40	7440-44-0	
SM4500P-E, Total Phosphorus	Analytical Method: SM 4500-P E Preparation Method: SM4500-P B								
Phosphate as P04	**0.14**	mg/L	0.030	0.010	1	05/17/16 07:22	05/17/16 12:33		

REPORT OF LABORATORY ANALYSIS

This report shall not be reproduced, except in full,
without the written consent of Pace Analytical Services, Inc..

Pace Analytical Services, Inc.
9608 Loiret Blvd.
Lenexa, KS 66219
(913)599-5665

ANALYTICAL RESULTS

Project: FORT SMITH, AR
Pace Project No.: 60218544

Sample: MW-23-201605 **Lab ID: 60218544004** Collected: 05/05/16 08:15 Received: 05/06/16 09:51 Matrix: Water

Parameters	Results	Units	Report Limit	MDL	DF	Prepared	Analyzed	CAS No.	Qual
Alcohol by Direct Inject GCFID	Analytical Method: EPA 8015 - Alcohol								
2-Chloroethanol	ND	ug/L	10000	1530	1		05/11/16 23:17	107-07-3	
6010 MET ICP	Analytical Method: EPA 6010 Preparation Method: EPA 3010								
Iron	**218**	ug/L	50.0	8.8	1	05/09/16 16:45	05/10/16 11:30	7439-89-6	
Manganese	**10.5**	ug/L	5.0	0.25	1	05/09/16 16:45	05/10/16 11:30	7439-96-5	
8260 MSV	Analytical Method: EPA 5030B/8260								
Acetone	**38.9**	ug/L	10.0	1.9	1		05/09/16 15:33	67-64-1	
Benzene	ND	ug/L	1.0	0.060	1		05/09/16 15:33	71-43-2	
Bromodichloromethane	ND	ug/L	1.0	0.19	1		05/09/16 15:33	75-27-4	
Bromoform	ND	ug/L	1.0	0.070	1		05/09/16 15:33	75-25-2	
Bromomethane	**0.52J**	ug/L	5.0	0.16	1		05/09/16 15:33	74-83-9	
2-Butanone (MEK)	ND	ug/L	10.0	0.59	1		05/09/16 15:33	78-93-3	
Carbon disulfide	ND	ug/L	5.0	0.12	1		05/09/16 15:33	75-15-0	
Carbon tetrachloride	ND	ug/L	1.0	0.18	1		05/09/16 15:33	56-23-5	
Chlorobenzene	ND	ug/L	1.0	0.21	1		05/09/16 15:33	108-90-7	
Chloroethane	ND	ug/L	1.0	0.15	1		05/09/16 15:33	75-00-3	
Chloroform	ND	ug/L	1.0	0.14	1		05/09/16 15:33	67-66-3	
Chloromethane	**2.1**	ug/L	1.0	0.080	1		05/09/16 15:33	74-87-3	
Dibromochloromethane	ND	ug/L	1.0	0.21	1		05/09/16 15:33	124-48-1	
1,1-Dichloroethane	ND	ug/L	1.0	0.050	1		05/09/16 15:33	75-34-3	
1,2-Dichloroethane	ND	ug/L	1.0	0.12	1		05/09/16 15:33	107-06-2	
1,1-Dichloroethene	ND	ug/L	1.0	0.20	1		05/09/16 15:33	75-35-4	
cis-1,2-Dichloroethene	ND	ug/L	1.0	0.080	1		05/09/16 15:33	156-59-2	
trans-1,2-Dichloroethene	ND	ug/L	1.0	0.20	1		05/09/16 15:33	156-60-5	
1,2-Dichloropropane	ND	ug/L	1.0	0.16	1		05/09/16 15:33	78-87-5	
cis-1,3-Dichloropropene	ND	ug/L	1.0	0.14	1		05/09/16 15:33	10061-01-5	
trans-1,3-Dichloropropene	ND	ug/L	1.0	0.12	1		05/09/16 15:33	10061-02-6	
Ethylbenzene	ND	ug/L	1.0	0.18	1		05/09/16 15:33	100-41-4	
2-Hexanone	ND	ug/L	10.0	1.2	1		05/09/16 15:33	591-78-6	
Methylene chloride	ND	ug/L	1.0	0.15	1		05/09/16 15:33	75-09-2	
4-Methyl-2-pentanone (MIBK)	ND	ug/L	10.0	0.42	1		05/09/16 15:33	108-10-1	
Styrene	ND	ug/L	1.0	0.12	1		05/09/16 15:33	100-42-5	
1,1,2,2-Tetrachloroethane	ND	ug/L	1.0	0.15	1		05/09/16 15:33	79-34-5	
Tetrachloroethene	ND	ug/L	1.0	0.10	1		05/09/16 15:33	127-18-4	
Toluene	ND	ug/L	1.0	0.17	1		05/09/16 15:33	108-88-3	
1,1,1-Trichloroethane	ND	ug/L	1.0	0.11	1		05/09/16 15:33	71-55-6	
1,1,2-Trichloroethane	ND	ug/L	1.0	0.20	1		05/09/16 15:33	79-00-5	
Trichloroethene	**0.90J**	ug/L	1.0	0.17	1		05/09/16 15:33	79-01-6	
Vinyl chloride	ND	ug/L	1.0	0.13	1		05/09/16 15:33	75-01-4	
Xylene (Total)	ND	ug/L	3.0	0.42	1		05/09/16 15:33	1330-20-7	
Surrogates									
4-Bromofluorobenzene (S)	102	%	77-130		1		05/09/16 15:33	460-00-4	
1,2-Dichloroethane-d4 (S)	97	%	81-127		1		05/09/16 15:33	17060-07-0	
Toluene-d8 (S)	99	%	80-120		1		05/09/16 15:33	2037-26-5	
Preservation pH	**7.0**		0.10	0.10	1		05/09/16 15:33		

REPORT OF LABORATORY ANALYSIS

This report shall not be reproduced, except in full,
without the written consent of Pace Analytical Services, Inc..

Pace Analytical Services, Inc.
9608 Loiret Blvd.
Lenexa, KS 66219
(913)599-5665

ANALYTICAL RESULTS

Project: FORT SMITH, AR
Pace Project No.: 60218544

Sample: MW-23-201605 **Lab ID: 60218544004** Collected: 05/05/16 08:15 Received: 05/06/16 09:51 Matrix: Water

Parameters	Results	Units	Report Limit	MDL	DF	Prepared	Analyzed	CAS No.	Qual
2320B Alkalinity	Analytical Method: SM 2320B								
Alkalinity,Bicarbonate (CaCO3)	**38.1**	mg/L	20.0	2.0	1		05/16/16 10:16		
Alkalinity, Carbonate (CaCO3)	**276**	mg/L	20.0	2.0	1		05/16/16 10:16		
Alkalinity, Total as CaCO3	**314**	mg/L	20.0	2.0	1		05/16/16 10:16		
Iron, Ferric (Calculation)	Analytical Method: SM 3500-Fe B#4								
Iron, Ferric	**0.22**	mg/L	0.20		1		05/17/16 00:00	7439-89-6	
4500H+ pH, Electrometric	Analytical Method: SM 4500-H+B								
pH at 25 Degrees C	**10.4**	Std. Units	0.10	0.10	1		05/17/16 00:00		H6
4500S2D Sulfide, Total	Analytical Method: SM 4500-S-2 D								
Sulfide, Total	ND	mg/L	0.050	0.012	1		05/12/16 12:24	18496-25-8	
300.0 IC Anions 28 Days	Analytical Method: EPA 300.0								
Chloride	**282**	mg/L	20.0	10.0	20		05/17/16 11:50	16887-00-6	
Sulfate	**687**	mg/L	50.0	12.4	50		05/17/16 12:06	14808-79-8	
350.1 Ammonia	Analytical Method: EPA 350.1								
Nitrogen, Ammonia	**0.18**	mg/L	0.10	0.046	1		05/09/16 19:42	7664-41-7	
353.2 Nitrogen, NO2/NO3 unpres	Analytical Method: EPA 353.2								
Nitrogen, Nitrate	**0.60**	mg/L	0.10	0.012	1		05/06/16 17:33		
Nitrogen, Nitrite	ND	mg/L	0.10	0.010	1		05/06/16 17:33		
Nitrogen, NO2 plus NO3	**0.60**	mg/L	0.10	0.012	1		05/06/16 17:33		
Total Carbon Dioxide Calc	Analytical Method: SM 4500-CO2 D								
Carbon Dioxide Calculation	**155**	mg/L	20.0	20.0	1		05/23/16 00:00		
5310C TOC	Analytical Method: SM 5310C								
Total Organic Carbon	**0.63J**	mg/L	1.0	0.054	1		05/12/16 18:53	7440-44-0	B
SM4500P-E, Total Phosphorus	Analytical Method: SM 4500-P E Preparation Method: SM4500-P B								
Phosphate as P04	**0.53**	mg/L	0.030	0.010	1	05/17/16 07:22	05/17/16 12:33		

REPORT OF LABORATORY ANALYSIS

This report shall not be reproduced, except in full,
without the written consent of Pace Analytical Services, Inc..

Pace Analytical Services, Inc.
9608 Loiret Blvd.
Lenexa, KS 66219
(913)599-5665

ANALYTICAL RESULTS

Project: FORT SMITH, AR
Pace Project No.: 60218544

Sample: ITMW-6-201605 **Lab ID: 60218544005** Collected: 05/05/16 13:00 Received: 05/06/16 09:51 Matrix: Water

Parameters	Results	Units	Report Limit	MDL	DF	Prepared	Analyzed	CAS No.	Qual
Alcohol by Direct Inject GCFID	Analytical Method: EPA 8015 - Alcohol								
2-Chloroethanol	ND	ug/L	10000	1530	1		05/11/16 18:36	107-07-3	
6010 MET ICP	Analytical Method: EPA 6010 Preparation Method: EPA 3010								
Iron	**182**	ug/L	50.0	8.8	1	05/09/16 16:45	05/10/16 11:33	7439-89-6	
Manganese	**264**	ug/L	5.0	0.25	1	05/09/16 16:45	05/10/16 11:33	7439-96-5	
8260 MSV	Analytical Method: EPA 5030B/8260								
Acetone	ND	ug/L	10.0	1.9	1		05/12/16 00:02	67-64-1	
Benzene	ND	ug/L	1.0	0.060	1		05/12/16 00:02	71-43-2	
Bromodichloromethane	ND	ug/L	1.0	0.19	1		05/12/16 00:02	75-27-4	
Bromoform	ND	ug/L	1.0	0.070	1		05/12/16 00:02	75-25-2	
Bromomethane	ND	ug/L	5.0	0.16	1		05/12/16 00:02	74-83-9	
2-Butanone (MEK)	ND	ug/L	10.0	0.59	1		05/12/16 00:02	78-93-3	
Carbon disulfide	ND	ug/L	5.0	0.12	1		05/12/16 00:02	75-15-0	
Carbon tetrachloride	ND	ug/L	1.0	0.18	1		05/12/16 00:02	56-23-5	
Chlorobenzene	ND	ug/L	1.0	0.21	1		05/12/16 00:02	108-90-7	
Chloroethane	ND	ug/L	1.0	0.15	1		05/12/16 00:02	75-00-3	
Chloroform	ND	ug/L	1.0	0.14	1		05/12/16 00:02	67-66-3	
Chloromethane	ND	ug/L	1.0	0.080	1		05/12/16 00:02	74-87-3	
Dibromochloromethane	ND	ug/L	1.0	0.21	1		05/12/16 00:02	124-48-1	
1,1-Dichloroethane	**4.0**	ug/L	1.0	0.050	1		05/12/16 00:02	75-34-3	
1,2-Dichloroethane	ND	ug/L	1.0	0.12	1		05/12/16 00:02	107-06-2	
1,1-Dichloroethene	**0.59J**	ug/L	1.0	0.20	1		05/12/16 00:02	75-35-4	
cis-1,2-Dichloroethene	**5.3**	ug/L	1.0	0.080	1		05/12/16 00:02	156-59-2	
trans-1,2-Dichloroethene	ND	ug/L	1.0	0.20	1		05/12/16 00:02	156-60-5	
1,2-Dichloropropane	ND	ug/L	1.0	0.16	1		05/12/16 00:02	78-87-5	
cis-1,3-Dichloropropene	ND	ug/L	1.0	0.14	1		05/12/16 00:02	10061-01-5	
trans-1,3-Dichloropropene	ND	ug/L	1.0	0.12	1		05/12/16 00:02	10061-02-6	
Ethylbenzene	ND	ug/L	1.0	0.18	1		05/12/16 00:02	100-41-4	
2-Hexanone	ND	ug/L	10.0	1.2	1		05/12/16 00:02	591-78-6	
Methylene chloride	ND	ug/L	1.0	0.15	1		05/12/16 00:02	75-09-2	
4-Methyl-2-pentanone (MIBK)	ND	ug/L	10.0	0.42	1		05/12/16 00:02	108-10-1	
Styrene	ND	ug/L	1.0	0.12	1		05/12/16 00:02	100-42-5	M1
1,1,2,2-Tetrachloroethane	ND	ug/L	1.0	0.15	1		05/12/16 00:02	79-34-5	
Tetrachloroethene	ND	ug/L	1.0	0.10	1		05/12/16 00:02	127-18-4	
Toluene	ND	ug/L	1.0	0.17	1		05/12/16 00:02	108-88-3	
1,1,1-Trichloroethane	ND	ug/L	1.0	0.11	1		05/12/16 00:02	71-55-6	
1,1,2-Trichloroethane	ND	ug/L	1.0	0.20	1		05/12/16 00:02	79-00-5	
Trichloroethene	**4.4**	ug/L	1.0	0.17	1		05/12/16 00:02	79-01-6	
Vinyl chloride	**0.22J**	ug/L	1.0	0.13	1		05/12/16 00:02	75-01-4	
Xylene (Total)	ND	ug/L	3.0	0.42	1		05/12/16 00:02	1330-20-7	
Surrogates									
4-Bromofluorobenzene (S)	97	%	77-130		1		05/12/16 00:02	460-00-4	
1,2-Dichloroethane-d4 (S)	94	%	81-127		1		05/12/16 00:02	17060-07-0	
Toluene-d8 (S)	101	%	80-120		1		05/12/16 00:02	2037-26-5	
Preservation pH	**1.0**		0.10	0.10	1		05/12/16 00:02		

REPORT OF LABORATORY ANALYSIS

This report shall not be reproduced, except in full,
without the written consent of Pace Analytical Services, Inc..

Pace Analytical Services, Inc.
9608 Loiret Blvd.
Lenexa, KS 66219
(913)599-5665

ANALYTICAL RESULTS

Project: FORT SMITH, AR
Pace Project No.: 60218544

Sample: ITMW-6-201605 **Lab ID: 60218544005** Collected: 05/05/16 13:00 Received: 05/06/16 09:51 Matrix: Water

Parameters	Results	Units	Report Limit	MDL	DF	Prepared	Analyzed	CAS No.	Qual
2320B Alkalinity	Analytical Method: SM 2320B								
Alkalinity,Bicarbonate (CaCO3)	**117**	mg/L	20.0	2.0	1		05/16/16 10:19		
Alkalinity, Carbonate (CaCO3)	ND	mg/L	20.0	2.0	1		05/16/16 10:19		
Alkalinity, Total as CaCO3	**117**	mg/L	20.0	2.0	1		05/16/16 10:19		
Iron, Ferric (Calculation)	Analytical Method: SM 3500-Fe B#4								
Iron, Ferric	ND	mg/L	0.20		1		05/17/16 00:00	7439-89-6	
4500H+ pH, Electrometric	Analytical Method: SM 4500-H+B								
pH at 25 Degrees C	**6.1**	Std. Units	0.10	0.10	1		05/17/16 00:00		H6
4500S2D Sulfide, Total	Analytical Method: SM 4500-S-2 D								
Sulfide, Total	ND	mg/L	0.050	0.012	1		05/12/16 12:25	18496-25-8	
300.0 IC Anions 28 Days	Analytical Method: EPA 300.0								
Chloride	**126**	mg/L	10.0	5.0	10		05/12/16 13:31	16887-00-6	
Sulfate	**99.5**	mg/L	10.0	2.5	10		05/12/16 13:31	14808-79-8	
350.1 Ammonia	Analytical Method: EPA 350.1								
Nitrogen, Ammonia	ND	mg/L	0.10	0.046	1		05/09/16 19:43	7664-41-7	
353.2 Nitrogen, NO2/NO3 unpres	Analytical Method: EPA 353.2								
Nitrogen, Nitrate	**23.8**	mg/L	0.50	0.060	5		05/06/16 18:20		
Nitrogen, Nitrite	ND	mg/L	0.50	0.052	5		05/06/16 18:20		
Nitrogen, NO2 plus NO3	**23.8**	mg/L	0.50	0.060	5		05/06/16 18:20		
Total Carbon Dioxide Calc	Analytical Method: SM 4500-CO2 D								
Carbon Dioxide Calculation	**286**	mg/L	20.0	20.0	1		05/23/16 00:00		
5310C TOC	Analytical Method: SM 5310C								
Total Organic Carbon	**0.64J**	mg/L	1.0	0.054	1		05/20/16 11:15	7440-44-0	B,M1
SM4500P-E, Total Phosphorus	Analytical Method: SM 4500-P E Preparation Method: SM4500-P B								
Phosphate as P04	**0.091**	mg/L	0.030	0.010	1	05/17/16 07:22	05/17/16 12:34		

REPORT OF LABORATORY ANALYSIS

This report shall not be reproduced, except in full,
without the written consent of Pace Analytical Services, Inc..

Pace Analytical Services, Inc.
9608 Loiret Blvd.
Lenexa, KS 66219
(913)599-5665

ANALYTICAL RESULTS

Project: FORT SMITH, AR
Pace Project No.: 60218544

Sample: MW-84-201605 **Lab ID: 60218544006** Collected: 05/05/16 10:35 Received: 05/06/16 09:51 Matrix: Water

Parameters	Results	Units	Report Limit	MDL	DF	Prepared	Analyzed	CAS No.	Qual
Alcohol by Direct Inject GCFID	Analytical Method: EPA 8015 - Alcohol								
2-Chloroethanol	ND	ug/L	10000	1530	1		05/11/16 23:28	107-07-3	
6010 MET ICP	Analytical Method: EPA 6010 Preparation Method: EPA 3010								
Iron	**289**	ug/L	50.0	8.8	1	05/09/16 16:45	05/10/16 11:43	7439-89-6	
Manganese	**10.9**	ug/L	5.0	0.25	1	05/09/16 16:45	05/10/16 11:43	7439-96-5	
8260 MSV	Analytical Method: EPA 5030B/8260								
Acetone	**21.7**	ug/L	10.0	1.9	1		05/09/16 15:47	67-64-1	
Benzene	ND	ug/L	1.0	0.060	1		05/09/16 15:47	71-43-2	
Bromodichloromethane	ND	ug/L	1.0	0.19	1		05/09/16 15:47	75-27-4	
Bromoform	**9.1**	ug/L	1.0	0.070	1		05/09/16 15:47	75-25-2	
Bromomethane	**0.73J**	ug/L	5.0	0.16	1		05/09/16 15:47	74-83-9	
2-Butanone (MEK)	ND	ug/L	10.0	0.59	1		05/09/16 15:47	78-93-3	
Carbon disulfide	ND	ug/L	5.0	0.12	1		05/09/16 15:47	75-15-0	
Carbon tetrachloride	ND	ug/L	1.0	0.18	1		05/09/16 15:47	56-23-5	
Chlorobenzene	ND	ug/L	1.0	0.21	1		05/09/16 15:47	108-90-7	
Chloroethane	ND	ug/L	1.0	0.15	1		05/09/16 15:47	75-00-3	
Chloroform	**0.15J**	ug/L	1.0	0.14	1		05/09/16 15:47	67-66-3	
Chloromethane	**3.7**	ug/L	1.0	0.080	1		05/09/16 15:47	74-87-3	
Dibromochloromethane	**0.44J**	ug/L	1.0	0.21	1		05/09/16 15:47	124-48-1	
1,1-Dichloroethane	ND	ug/L	1.0	0.050	1		05/09/16 15:47	75-34-3	
1,2-Dichloroethane	ND	ug/L	1.0	0.12	1		05/09/16 15:47	107-06-2	
1,1-Dichloroethene	ND	ug/L	1.0	0.20	1		05/09/16 15:47	75-35-4	
cis-1,2-Dichloroethene	ND	ug/L	1.0	0.080	1		05/09/16 15:47	156-59-2	
trans-1,2-Dichloroethene	ND	ug/L	1.0	0.20	1		05/09/16 15:47	156-60-5	
1,2-Dichloropropane	ND	ug/L	1.0	0.16	1		05/09/16 15:47	78-87-5	
cis-1,3-Dichloropropene	ND	ug/L	1.0	0.14	1		05/09/16 15:47	10061-01-5	
trans-1,3-Dichloropropene	ND	ug/L	1.0	0.12	1		05/09/16 15:47	10061-02-6	
Ethylbenzene	ND	ug/L	1.0	0.18	1		05/09/16 15:47	100-41-4	
2-Hexanone	ND	ug/L	10.0	1.2	1		05/09/16 15:47	591-78-6	
Methylene chloride	ND	ug/L	1.0	0.15	1		05/09/16 15:47	75-09-2	
4-Methyl-2-pentanone (MIBK)	ND	ug/L	10.0	0.42	1		05/09/16 15:47	108-10-1	
Styrene	ND	ug/L	1.0	0.12	1		05/09/16 15:47	100-42-5	
1,1,2,2-Tetrachloroethane	ND	ug/L	1.0	0.15	1		05/09/16 15:47	79-34-5	
Tetrachloroethene	ND	ug/L	1.0	0.10	1		05/09/16 15:47	127-18-4	
Toluene	ND	ug/L	1.0	0.17	1		05/09/16 15:47	108-88-3	
1,1,1-Trichloroethane	ND	ug/L	1.0	0.11	1		05/09/16 15:47	71-55-6	
1,1,2-Trichloroethane	ND	ug/L	1.0	0.20	1		05/09/16 15:47	79-00-5	
Trichloroethene	**0.60J**	ug/L	1.0	0.17	1		05/09/16 15:47	79-01-6	
Vinyl chloride	ND	ug/L	1.0	0.13	1		05/09/16 15:47	75-01-4	
Xylene (Total)	ND	ug/L	3.0	0.42	1		05/09/16 15:47	1330-20-7	
Surrogates									
4-Bromofluorobenzene (S)	97	%	77-130		1		05/09/16 15:47	460-00-4	
1,2-Dichloroethane-d4 (S)	97	%	81-127		1		05/09/16 15:47	17060-07-0	
Toluene-d8 (S)	98	%	80-120		1		05/09/16 15:47	2037-26-5	
Preservation pH	**3.0**		0.10	0.10	1		05/09/16 15:47		

REPORT OF LABORATORY ANALYSIS

This report shall not be reproduced, except in full,
without the written consent of Pace Analytical Services, Inc..

Pace Analytical Services, Inc.
9608 Loiret Blvd.
Lenexa, KS 66219
(913)599-5665

ANALYTICAL RESULTS

Project: FORT SMITH, AR
Pace Project No.: 60218544

Sample: MW-84-201605 **Lab ID: 60218544006** Collected: 05/05/16 10:35 Received: 05/06/16 09:51 Matrix: Water

Parameters	Results	Units	Report Limit	MDL	DF	Prepared	Analyzed	CAS No.	Qual
2320B Alkalinity	Analytical Method: SM 2320B								
Alkalinity,Bicarbonate (CaCO3)	**68.0**	mg/L	20.0	2.0	1		05/16/16 10:25		
Alkalinity, Carbonate (CaCO3)	ND	mg/L	20.0	2.0	1		05/16/16 10:25		
Alkalinity, Total as CaCO3	**68.0**	mg/L	20.0	2.0	1		05/16/16 10:25		
Iron, Ferric (Calculation)	Analytical Method: SM 3500-Fe B#4								
Iron, Ferric	**0.29**	mg/L	0.20		1		05/17/16 00:00	7439-89-6	
4500H+ pH, Electrometric	Analytical Method: SM 4500-H+B								
pH at 25 Degrees C	**5.4**	Std. Units	0.10	0.10	1		05/17/16 00:00		H6
4500S2D Sulfide, Total	Analytical Method: SM 4500-S-2 D								
Sulfide, Total	ND	mg/L	0.050	0.012	1		05/12/16 12:25	18496-25-8	
300.0 IC Anions 28 Days	Analytical Method: EPA 300.0								
Chloride	**295**	mg/L	50.0	25.0	50		05/12/16 14:33	16887-00-6	
Sulfate	**2540**	mg/L	200	49.5	200		05/12/16 14:48	14808-79-8	
350.1 Ammonia	Analytical Method: EPA 350.1								
Nitrogen, Ammonia	**0.12**	mg/L	0.10	0.046	1		05/09/16 19:49	7664-41-7	
353.2 Nitrogen, NO2/NO3 unpres	Analytical Method: EPA 353.2								
Nitrogen, Nitrate	**2.5**	mg/L	0.10	0.012	1		05/06/16 17:45		
Nitrogen, Nitrite	ND	mg/L	0.10	0.010	1		05/06/16 17:45		
Nitrogen, NO2 plus NO3	**2.5**	mg/L	0.10	0.012	1		05/06/16 17:45		
Total Carbon Dioxide Calc	Analytical Method: SM 4500-CO2 D								
Carbon Dioxide Calculation	**640**	mg/L	20.0	20.0	1		05/23/16 00:00		
5310C TOC	Analytical Method: SM 5310C								
Total Organic Carbon	**0.43J**	mg/L	1.0	0.054	1		05/12/16 19:43	7440-44-0	B
SM4500P-E, Total Phosphorus	Analytical Method: SM 4500-P E Preparation Method: SM4500-P B								
Phosphate as P04	**0.48**	mg/L	0.030	0.010	1	05/17/16 07:22	05/17/16 12:34		

REPORT OF LABORATORY ANALYSIS

This report shall not be reproduced, except in full,
without the written consent of Pace Analytical Services, Inc..

Pace Analytical Services, Inc.
9608 Loiret Blvd.
Lenexa, KS 66219
(913)599-5665

ANALYTICAL RESULTS

Project: FORT SMITH, AR
Pace Project No.: 60218544

Sample: MW-38-201605 **Lab ID: 60218544007** Collected: 05/05/16 14:40 Received: 05/06/16 09:51 Matrix: Water

Parameters	Results	Units	Report Limit	MDL	DF	Prepared	Analyzed	CAS No.	Qual
Alcohol by Direct Inject GCFID	Analytical Method: EPA 8015 - Alcohol								
2-Chloroethanol	ND	ug/L	10000	1530	1		05/11/16 23:39	107-07-3	
6010 MET ICP	Analytical Method: EPA 6010 Preparation Method: EPA 3010								
Iron	**986**	ug/L	50.0	8.8	1	05/09/16 16:45	05/10/16 11:46	7439-89-6	
Manganese	**2180**	ug/L	5.0	0.25	1	05/09/16 16:45	05/10/16 11:46	7439-96-5	
8260 MSV	Analytical Method: EPA 5030B/8260								
Acetone	**26.7**	ug/L	10.0	1.9	1		05/12/16 16:05	67-64-1	
Benzene	**0.28J**	ug/L	1.0	0.060	1		05/12/16 16:05	71-43-2	
Bromodichloromethane	ND	ug/L	1.0	0.19	1		05/12/16 16:05	75-27-4	
Bromoform	ND	ug/L	1.0	0.070	1		05/12/16 16:05	75-25-2	
Bromomethane	ND	ug/L	5.0	0.16	1		05/12/16 16:05	74-83-9	
2-Butanone (MEK)	ND	ug/L	10.0	0.59	1		05/12/16 16:05	78-93-3	
Carbon disulfide	ND	ug/L	5.0	0.12	1		05/12/16 16:05	75-15-0	
Carbon tetrachloride	ND	ug/L	1.0	0.18	1		05/12/16 16:05	56-23-5	
Chlorobenzene	ND	ug/L	1.0	0.21	1		05/12/16 16:05	108-90-7	
Chloroethane	ND	ug/L	1.0	0.15	1		05/12/16 16:05	75-00-3	
Chloroform	**0.67J**	ug/L	1.0	0.14	1		05/12/16 16:05	67-66-3	
Chloromethane	**2.2**	ug/L	1.0	0.080	1		05/12/16 16:05	74-87-3	B
Dibromochloromethane	ND	ug/L	1.0	0.21	1		05/12/16 16:05	124-48-1	
1,1-Dichloroethane	ND	ug/L	1.0	0.050	1		05/12/16 16:05	75-34-3	
1,2-Dichloroethane	ND	ug/L	1.0	0.12	1		05/12/16 16:05	107-06-2	
1,1-Dichloroethene	**14.2**	ug/L	1.0	0.20	1		05/12/16 16:05	75-35-4	
cis-1,2-Dichloroethene	**950**	ug/L	50.0	4.0	50		05/12/16 13:05	156-59-2	
trans-1,2-Dichloroethene	**11.8**	ug/L	1.0	0.20	1		05/12/16 16:05	156-60-5	L1
1,2-Dichloropropane	ND	ug/L	1.0	0.16	1		05/12/16 16:05	78-87-5	
cis-1,3-Dichloropropene	ND	ug/L	1.0	0.14	1		05/12/16 16:05	10061-01-5	
trans-1,3-Dichloropropene	ND	ug/L	1.0	0.12	1		05/12/16 16:05	10061-02-6	
Ethylbenzene	ND	ug/L	1.0	0.18	1		05/12/16 16:05	100-41-4	
2-Hexanone	ND	ug/L	10.0	1.2	1		05/12/16 16:05	591-78-6	
Methylene chloride	ND	ug/L	1.0	0.15	1		05/12/16 16:05	75-09-2	
4-Methyl-2-pentanone (MIBK)	ND	ug/L	10.0	0.42	1		05/12/16 16:05	108-10-1	
Styrene	ND	ug/L	1.0	0.12	1		05/12/16 16:05	100-42-5	
1,1,2,2-Tetrachloroethane	ND	ug/L	1.0	0.15	1		05/12/16 16:05	79-34-5	
Tetrachloroethene	**0.93J**	ug/L	1.0	0.10	1		05/12/16 16:05	127-18-4	
Toluene	ND	ug/L	1.0	0.17	1		05/12/16 16:05	108-88-3	
1,1,1-Trichloroethane	ND	ug/L	1.0	0.11	1		05/12/16 16:05	71-55-6	
1,1,2-Trichloroethane	ND	ug/L	1.0	0.20	1		05/12/16 16:05	79-00-5	
Trichloroethene	**3040**	ug/L	50.0	8.5	50		05/12/16 13:05	79-01-6	
Vinyl chloride	**18.1**	ug/L	1.0	0.13	1		05/12/16 16:05	75-01-4	
Xylene (Total)	ND	ug/L	3.0	0.42	1		05/12/16 16:05	1330-20-7	
Surrogates									
4-Bromofluorobenzene (S)	100	%	77-130		1		05/12/16 16:05	460-00-4	
1,2-Dichloroethane-d4 (S)	101	%	81-127		1		05/12/16 16:05	17060-07-0	
Toluene-d8 (S)	99	%	80-120		1		05/12/16 16:05	2037-26-5	
Preservation pH	**1.0**		0.10	0.10	1		05/12/16 16:05		

REPORT OF LABORATORY ANALYSIS

This report shall not be reproduced, except in full,
without the written consent of Pace Analytical Services, Inc..

Pace Analytical Services, Inc.
9608 Loiret Blvd.
Lenexa, KS 66219
(913)599-5665

ANALYTICAL RESULTS

Project: FORT SMITH, AR
Pace Project No.: 60218544

Sample: MW-38-201605 **Lab ID: 60218544007** Collected: 05/05/16 14:40 Received: 05/06/16 09:51 Matrix: Water

Parameters	Results	Units	Report Limit	MDL	DF	Prepared	Analyzed	CAS No.	Qual
2320B Alkalinity	Analytical Method: SM 2320B								
Alkalinity,Bicarbonate (CaCO3)	**209**	mg/L	20.0	2.0	1		05/16/16 10:39		
Alkalinity, Carbonate (CaCO3)	ND	mg/L	20.0	2.0	1		05/16/16 10:39		
Alkalinity, Total as CaCO3	**209**	mg/L	20.0	2.0	1		05/16/16 10:39		
Iron, Ferric (Calculation)	Analytical Method: SM 3500-Fe B#4								
Iron, Ferric	**0.99**	mg/L	0.20		1		05/17/16 00:00	7439-89-6	
4500H+ pH, Electrometric	Analytical Method: SM 4500-H+B								
pH at 25 Degrees C	**7.5**	Std. Units	0.10	0.10	1		05/17/16 00:00		H6
4500S2D Sulfide, Total	Analytical Method: SM 4500-S-2 D								
Sulfide, Total	ND	mg/L	0.050	0.012	1		05/12/16 12:26	18496-25-8	
300.0 IC Anions 28 Days	Analytical Method: EPA 300.0								
Chloride	**23.2**	mg/L	2.0	1.0	2		05/12/16 15:04	16887-00-6	
Sulfate	**42.8**	mg/L	5.0	1.2	5		05/12/16 15:19	14808-79-8	
350.1 Ammonia	Analytical Method: EPA 350.1								
Nitrogen, Ammonia	**0.069J**	mg/L	0.10	0.046	1		05/09/16 19:51	7664-41-7	
353.2 Nitrogen, NO2/NO3 unpres	Analytical Method: EPA 353.2								
Nitrogen, Nitrate	ND	mg/L	0.10	0.012	1		05/06/16 18:09		
Nitrogen, Nitrite	ND	mg/L	0.10	0.010	1		05/06/16 18:09		
Nitrogen, NO2 plus NO3	ND	mg/L	0.10	0.012	1		05/06/16 18:09		
Total Carbon Dioxide Calc	Analytical Method: SM 4500-CO2 D								
Carbon Dioxide Calculation	**199**	mg/L	20.0	20.0	1		05/23/16 00:00		
5310C TOC	Analytical Method: SM 5310C								
Total Organic Carbon	**1.6**	mg/L	1.0	0.054	1		05/12/16 19:56	7440-44-0	B
SM4500P-E, Total Phosphorus	Analytical Method: SM 4500-P E Preparation Method: SM4500-P B								
Phosphate as P04	**0.16**	mg/L	0.030	0.010	1	05/17/16 07:22	05/17/16 12:35		

REPORT OF LABORATORY ANALYSIS

This report shall not be reproduced, except in full,
without the written consent of Pace Analytical Services, Inc..

Pace Analytical Services, Inc.
9608 Loiret Blvd.
Lenexa, KS 66219
(913)599-5665

ANALYTICAL RESULTS

Project: FORT SMITH, AR
Pace Project No.: 60218544

Sample: ITMW-11-201605 **Lab ID: 60218544008** Collected: 05/05/16 12:00 Received: 05/06/16 09:51 Matrix: Water

Parameters	Results	Units	Report Limit	MDL	DF	Prepared	Analyzed	CAS No.	Qual
Alcohol by Direct Inject GCFID	Analytical Method: EPA 8015 - Alcohol								
2-Chloroethanol	ND	ug/L	10000	1530	1		05/11/16 23:51	107-07-3	
6010 MET ICP	Analytical Method: EPA 6010 Preparation Method: EPA 3010								
Iron	**155**	ug/L	50.0	8.8	1	05/09/16 16:45	05/10/16 11:48	7439-89-6	
Manganese	**52.6**	ug/L	5.0	0.25	1	05/09/16 16:45	05/10/16 11:48	7439-96-5	
8260 MSV	Analytical Method: EPA 5030B/8260								
Acetone	ND	ug/L	10.0	1.9	1		05/12/16 11:10	67-64-1	
Benzene	ND	ug/L	1.0	0.060	1		05/12/16 11:10	71-43-2	
Bromodichloromethane	ND	ug/L	1.0	0.19	1		05/12/16 11:10	75-27-4	
Bromoform	ND	ug/L	1.0	0.070	1		05/12/16 11:10	75-25-2	
Bromomethane	ND	ug/L	5.0	0.16	1		05/12/16 11:10	74-83-9	
2-Butanone (MEK)	ND	ug/L	10.0	0.59	1		05/12/16 11:10	78-93-3	
Carbon disulfide	ND	ug/L	5.0	0.12	1		05/12/16 11:10	75-15-0	
Carbon tetrachloride	ND	ug/L	1.0	0.18	1		05/12/16 11:10	56-23-5	
Chlorobenzene	ND	ug/L	1.0	0.21	1		05/12/16 11:10	108-90-7	
Chloroethane	ND	ug/L	1.0	0.15	1		05/12/16 11:10	75-00-3	
Chloroform	**1.4**	ug/L	1.0	0.14	1		05/12/16 11:10	67-66-3	
Chloromethane	ND	ug/L	1.0	0.080	1		05/12/16 11:10	74-87-3	
Dibromochloromethane	ND	ug/L	1.0	0.21	1		05/12/16 11:10	124-48-1	
1,1-Dichloroethane	**1.2**	ug/L	1.0	0.050	1		05/12/16 11:10	75-34-3	
1,2-Dichloroethane	ND	ug/L	1.0	0.12	1		05/12/16 11:10	107-06-2	
1,1-Dichloroethene	**1.9**	ug/L	1.0	0.20	1		05/12/16 11:10	75-35-4	
cis-1,2-Dichloroethene	**173**	ug/L	1.0	0.080	1		05/12/16 11:10	156-59-2	
trans-1,2-Dichloroethene	**2.2**	ug/L	1.0	0.20	1		05/12/16 11:10	156-60-5	
1,2-Dichloropropane	ND	ug/L	1.0	0.16	1		05/12/16 11:10	78-87-5	
cis-1,3-Dichloropropene	ND	ug/L	1.0	0.14	1		05/12/16 11:10	10061-01-5	
trans-1,3-Dichloropropene	ND	ug/L	1.0	0.12	1		05/12/16 11:10	10061-02-6	
Ethylbenzene	ND	ug/L	1.0	0.18	1		05/12/16 11:10	100-41-4	
2-Hexanone	ND	ug/L	10.0	1.2	1		05/12/16 11:10	591-78-6	
Methylene chloride	**2.3**	ug/L	1.0	0.15	1		05/12/16 11:10	75-09-2	
4-Methyl-2-pentanone (MIBK)	ND	ug/L	10.0	0.42	1		05/12/16 11:10	108-10-1	
Styrene	ND	ug/L	1.0	0.12	1		05/12/16 11:10	100-42-5	
1,1,2,2-Tetrachloroethane	ND	ug/L	1.0	0.15	1		05/12/16 11:10	79-34-5	
Tetrachloroethene	**2.3**	ug/L	1.0	0.10	1		05/12/16 11:10	127-18-4	
Toluene	**0.26J**	ug/L	1.0	0.17	1		05/12/16 11:10	108-88-3	
1,1,1-Trichloroethane	ND	ug/L	1.0	0.11	1		05/12/16 11:10	71-55-6	
1,1,2-Trichloroethane	ND	ug/L	1.0	0.20	1		05/12/16 11:10	79-00-5	
Trichloroethene	**4630**	ug/L	50.0	8.5	50		05/13/16 18:33	79-01-6	
Vinyl chloride	**11.2**	ug/L	1.0	0.13	1		05/12/16 11:10	75-01-4	
Xylene (Total)	ND	ug/L	3.0	0.42	1		05/12/16 11:10	1330-20-7	
Surrogates									
4-Bromofluorobenzene (S)	98	%	77-130		1		05/12/16 11:10	460-00-4	
1,2-Dichloroethane-d4 (S)	99	%	81-127		1		05/12/16 11:10	17060-07-0	
Toluene-d8 (S)	101	%	80-120		1		05/12/16 11:10	2037-26-5	
Preservation pH	**1.0**		0.10	0.10	1		05/12/16 11:10		

REPORT OF LABORATORY ANALYSIS

This report shall not be reproduced, except in full,
without the written consent of Pace Analytical Services, Inc..

Pace Analytical Services, Inc.
9608 Loiret Blvd.
Lenexa, KS 66219
(913)599-5665

ANALYTICAL RESULTS

Project: FORT SMITH, AR
Pace Project No.: 60218544

Sample: ITMW-11-201605 **Lab ID: 60218544008** Collected: 05/05/16 12:00 Received: 05/06/16 09:51 Matrix: Water

Parameters	Results	Units	Report Limit	MDL	DF	Prepared	Analyzed	CAS No.	Qual
2320B Alkalinity	Analytical Method: SM 2320B								
Alkalinity,Bicarbonate (CaCO3)	**98.3**	mg/L	20.0	2.0	1		05/16/16 10:43		
Alkalinity, Carbonate (CaCO3)	ND	mg/L	20.0	2.0	1		05/16/16 10:43		
Alkalinity, Total as CaCO3	**98.3**	mg/L	20.0	2.0	1		05/16/16 10:43		
Iron, Ferric (Calculation)	Analytical Method: SM 3500-Fe B#4								
Iron, Ferric	ND	mg/L	0.20		1		05/17/16 00:00	7439-89-6	
4500H+ pH, Electrometric	Analytical Method: SM 4500-H+B								
pH at 25 Degrees C	**6.5**	Std. Units	0.10	0.10	1		05/17/16 00:00		H6
4500S2D Sulfide, Total	Analytical Method: SM 4500-S-2 D								
Sulfide, Total	ND	mg/L	0.050	0.012	1		05/12/16 12:26	18496-25-8	
300.0 IC Anions 28 Days	Analytical Method: EPA 300.0								
Chloride	**8.0**	mg/L	1.0	0.50	1		05/12/16 15:35	16887-00-6	
Sulfate	**36.5**	mg/L	5.0	1.2	5		05/12/16 15:50	14808-79-8	
350.1 Ammonia	Analytical Method: EPA 350.1								
Nitrogen, Ammonia	**0.056J**	mg/L	0.10	0.046	1		05/09/16 19:52	7664-41-7	
353.2 Nitrogen, NO2/NO3 unpres	Analytical Method: EPA 353.2								
Nitrogen, Nitrate	**0.080J**	mg/L	0.10	0.012	1		05/06/16 17:53		
Nitrogen, Nitrite	ND	mg/L	0.10	0.010	1		05/06/16 17:53		
Nitrogen, NO2 plus NO3	**0.080J**	mg/L	0.10	0.012	1		05/06/16 17:53		
Total Carbon Dioxide Calc	Analytical Method: SM 4500-CO2 D								
Carbon Dioxide Calculation	**143**	mg/L	20.0	20.0	1		05/23/16 00:00		
5310C TOC	Analytical Method: SM 5310C								
Total Organic Carbon	**0.68J**	mg/L	1.0	0.054	1		05/12/16 20:09	7440-44-0	B
SM4500P-E, Total Phosphorus	Analytical Method: SM 4500-P E Preparation Method: SM4500-P B								
Phosphate as P04	**0.21**	mg/L	0.030	0.010	1	05/17/16 07:22	05/17/16 12:35		

REPORT OF LABORATORY ANALYSIS

This report shall not be reproduced, except in full,
without the written consent of Pace Analytical Services, Inc..

Pace Analytical Services, Inc.
9608 Loiret Blvd.
Lenexa, KS 66219
(913)599-5665

ANALYTICAL RESULTS

Project: FORT SMITH, AR
Pace Project No.: 60218544

Sample: ITMW-12-201605 **Lab ID: 60218544009** Collected: 05/05/16 15:00 Received: 05/06/16 09:51 Matrix: Water

Parameters	Results	Units	Report Limit	MDL	DF	Prepared	Analyzed	CAS No.	Qual
Alcohol by Direct Inject GCFID	Analytical Method: EPA 8015 - Alcohol								
2-Chloroethanol	ND	ug/L	10000	1530	1		05/12/16 00:02	107-07-3	
6010 MET ICP	Analytical Method: EPA 6010 Preparation Method: EPA 3010								
Iron	**60.9**	ug/L	50.0	8.8	1	05/09/16 16:45	05/10/16 11:50	7439-89-6	
Manganese	**24.1**	ug/L	5.0	0.25	1	05/09/16 16:45	05/10/16 11:50	7439-96-5	
8260 MSV	Analytical Method: EPA 5030B/8260								
Acetone	ND	ug/L	10.0	1.9	1		05/12/16 11:38	67-64-1	
Benzene	ND	ug/L	1.0	0.060	1		05/12/16 11:38	71-43-2	
Bromodichloromethane	ND	ug/L	1.0	0.19	1		05/12/16 11:38	75-27-4	
Bromoform	ND	ug/L	1.0	0.070	1		05/12/16 11:38	75-25-2	
Bromomethane	ND	ug/L	5.0	0.16	1		05/12/16 11:38	74-83-9	
2-Butanone (MEK)	ND	ug/L	10.0	0.59	1		05/12/16 11:38	78-93-3	
Carbon disulfide	ND	ug/L	5.0	0.12	1		05/12/16 11:38	75-15-0	
Carbon tetrachloride	ND	ug/L	1.0	0.18	1		05/12/16 11:38	56-23-5	
Chlorobenzene	ND	ug/L	1.0	0.21	1		05/12/16 11:38	108-90-7	
Chloroethane	ND	ug/L	1.0	0.15	1		05/12/16 11:38	75-00-3	
Chloroform	**0.46J**	ug/L	1.0	0.14	1		05/12/16 11:38	67-66-3	
Chloromethane	ND	ug/L	1.0	0.080	1		05/12/16 11:38	74-87-3	
Dibromochloromethane	ND	ug/L	1.0	0.21	1		05/12/16 11:38	124-48-1	
1,1-Dichloroethane	**0.25J**	ug/L	1.0	0.050	1		05/12/16 11:38	75-34-3	
1,2-Dichloroethane	ND	ug/L	1.0	0.12	1		05/12/16 11:38	107-06-2	
1,1-Dichloroethene	ND	ug/L	1.0	0.20	1		05/12/16 11:38	75-35-4	
cis-1,2-Dichloroethene	**78.9**	ug/L	1.0	0.080	1		05/12/16 11:38	156-59-2	
trans-1,2-Dichloroethene	**12.1**	ug/L	1.0	0.20	1		05/12/16 11:38	156-60-5	
1,2-Dichloropropane	ND	ug/L	1.0	0.16	1		05/12/16 11:38	78-87-5	
cis-1,3-Dichloropropene	ND	ug/L	1.0	0.14	1		05/12/16 11:38	10061-01-5	
trans-1,3-Dichloropropene	ND	ug/L	1.0	0.12	1		05/12/16 11:38	10061-02-6	
Ethylbenzene	ND	ug/L	1.0	0.18	1		05/12/16 11:38	100-41-4	
2-Hexanone	ND	ug/L	10.0	1.2	1		05/12/16 11:38	591-78-6	
Methylene chloride	ND	ug/L	1.0	0.15	1		05/12/16 11:38	75-09-2	
4-Methyl-2-pentanone (MIBK)	ND	ug/L	10.0	0.42	1		05/12/16 11:38	108-10-1	
Styrene	ND	ug/L	1.0	0.12	1		05/12/16 11:38	100-42-5	
1,1,2,2-Tetrachloroethane	**0.88J**	ug/L	1.0	0.15	1		05/12/16 11:38	79-34-5	
Tetrachloroethene	**0.38J**	ug/L	1.0	0.10	1		05/12/16 11:38	127-18-4	
Toluene	ND	ug/L	1.0	0.17	1		05/12/16 11:38	108-88-3	
1,1,1-Trichloroethane	ND	ug/L	1.0	0.11	1		05/12/16 11:38	71-55-6	
1,1,2-Trichloroethane	ND	ug/L	1.0	0.20	1		05/12/16 11:38	79-00-5	
Trichloroethene	**675**	ug/L	10.0	1.7	10		05/12/16 11:53	79-01-6	
Vinyl chloride	ND	ug/L	1.0	0.13	1		05/12/16 11:38	75-01-4	
Xylene (Total)	ND	ug/L	3.0	0.42	1		05/12/16 11:38	1330-20-7	
Surrogates									
4-Bromofluorobenzene (S)	102	%	77-130		1		05/12/16 11:38	460-00-4	
1,2-Dichloroethane-d4 (S)	109	%	81-127		1		05/12/16 11:38	17060-07-0	
Toluene-d8 (S)	100	%	80-120		1		05/12/16 11:38	2037-26-5	
Preservation pH	**1.0**		0.10	0.10	1		05/12/16 11:38		

REPORT OF LABORATORY ANALYSIS

This report shall not be reproduced, except in full,
without the written consent of Pace Analytical Services, Inc..

Pace Analytical Services, Inc.
9608 Loiret Blvd.
Lenexa, KS 66219
(913)599-5665

ANALYTICAL RESULTS

Project: FORT SMITH, AR
Pace Project No.: 60218544

Sample: ITMW-12-201605 **Lab ID: 60218544009** Collected: 05/05/16 15:00 Received: 05/06/16 09:51 Matrix: Water

Parameters	Results	Units	Report Limit	MDL	DF	Prepared	Analyzed	CAS No.	Qual
2320B Alkalinity	Analytical Method: SM 2320B								
Alkalinity,Bicarbonate (CaCO3)	**67.7**	mg/L	20.0	2.0	1		05/16/16 10:46		
Alkalinity, Carbonate (CaCO3)	ND	mg/L	20.0	2.0	1		05/16/16 10:46		
Alkalinity, Total as CaCO3	**67.7**	mg/L	20.0	2.0	1		05/16/16 10:46		
Iron, Ferric (Calculation)	Analytical Method: SM 3500-Fe B#4								
Iron, Ferric	ND	mg/L	0.20		1		05/17/16 00:00	7439-89-6	
4500H+ pH, Electrometric	Analytical Method: SM 4500-H+B								
pH at 25 Degrees C	**6.1**	Std. Units	0.10	0.10	1		05/17/16 00:00		H6
4500S2D Sulfide, Total	Analytical Method: SM 4500-S-2 D								
Sulfide, Total	ND	mg/L	0.050	0.012	1		05/12/16 12:27	18496-25-8	
300.0 IC Anions 28 Days	Analytical Method: EPA 300.0								
Chloride	**11.6**	mg/L	1.0	0.50	1		05/12/16 16:05	16887-00-6	
Sulfate	**128**	mg/L	10.0	2.5	10		05/12/16 16:21	14808-79-8	
350.1 Ammonia	Analytical Method: EPA 350.1								
Nitrogen, Ammonia	ND	mg/L	0.10	0.046	1		05/09/16 19:53	7664-41-7	
353.2 Nitrogen, NO2/NO3 unpres	Analytical Method: EPA 353.2								
Nitrogen, Nitrate	**0.11**	mg/L	0.10	0.012	1		05/06/16 18:12		
Nitrogen, Nitrite	ND	mg/L	0.10	0.010	1		05/06/16 18:12		
Nitrogen, NO2 plus NO3	**0.11**	mg/L	0.10	0.012	1		05/06/16 18:12		
Total Carbon Dioxide Calc	Analytical Method: SM 4500-CO2 D								
Carbon Dioxide Calculation	**165**	mg/L	20.0	20.0	1		05/23/16 00:00		
5310C TOC	Analytical Method: SM 5310C								
Total Organic Carbon	**0.62J**	mg/L	1.0	0.054	1		05/12/16 20:21	7440-44-0	B
SM4500P-E, Total Phosphorus	Analytical Method: SM 4500-P E Preparation Method: SM4500-P B								
Phosphate as P04	**0.095**	mg/L	0.030	0.010	1	05/17/16 07:22	05/17/16 12:35		M1,R1

REPORT OF LABORATORY ANALYSIS

This report shall not be reproduced, except in full,
without the written consent of Pace Analytical Services, Inc..

Pace Analytical Services, Inc.
9608 Loiret Blvd.
Lenexa, KS 66219
(913)599-5665

ANALYTICAL RESULTS

Project: FORT SMITH, AR
Pace Project No.: 60218544

Sample: MW-86-201605 **Lab ID: 60218544010** Collected: 05/05/16 14:15 Received: 05/06/16 09:51 Matrix: Water

Parameters	Results	Units	Report Limit	MDL	DF	Prepared	Analyzed	CAS No.	Qual
Alcohol by Direct Inject GCFID	Analytical Method: EPA 8015 - Alcohol								
2-Chloroethanol	ND	ug/L	10000	1530	1		05/12/16 00:13	107-07-3	
6010 MET ICP	Analytical Method: EPA 6010 Preparation Method: EPA 3010								
Iron	**1450**	ug/L	50.0	8.8	1	05/09/16 16:45	05/10/16 11:52	7439-89-6	
Manganese	**1350**	ug/L	5.0	0.25	1	05/09/16 16:45	05/10/16 11:52	7439-96-5	
8260 MSV	Analytical Method: EPA 5030B/8260								
Acetone	**172**	ug/L	10.0	1.9	1		05/10/16 13:14	67-64-1	
Benzene	**0.40J**	ug/L	1.0	0.060	1		05/10/16 13:14	71-43-2	
Bromodichloromethane	**2.9**	ug/L	1.0	0.19	1		05/10/16 13:14	75-27-4	
Bromoform	**2.9**	ug/L	1.0	0.070	1		05/10/16 13:14	75-25-2	
Bromomethane	**1.5J**	ug/L	5.0	0.16	1		05/10/16 13:14	74-83-9	B
2-Butanone (MEK)	**25.1**	ug/L	10.0	0.59	1		05/10/16 13:14	78-93-3	
Carbon disulfide	**6.2**	ug/L	5.0	0.12	1		05/10/16 13:14	75-15-0	
Carbon tetrachloride	**2.5**	ug/L	1.0	0.18	1		05/10/16 13:14	56-23-5	
Chlorobenzene	ND	ug/L	1.0	0.21	1		05/10/16 13:14	108-90-7	
Chloroethane	**2.7**	ug/L	1.0	0.15	1		05/10/16 13:14	75-00-3	
Chloroform	**44.6**	ug/L	1.0	0.14	1		05/10/16 13:14	67-66-3	
Chloromethane	**7.4**	ug/L	1.0	0.080	1		05/10/16 13:14	74-87-3	
Dibromochloromethane	**0.53J**	ug/L	1.0	0.21	1		05/10/16 13:14	124-48-1	
1,1-Dichloroethane	**6.4**	ug/L	1.0	0.050	1		05/10/16 13:14	75-34-3	
1,2-Dichloroethane	**0.59J**	ug/L	1.0	0.12	1		05/10/16 13:14	107-06-2	
1,1-Dichloroethene	**27.8**	ug/L	1.0	0.20	1		05/10/16 13:14	75-35-4	
cis-1,2-Dichloroethene	**348J**	ug/L	1000	80.0	1000		05/09/16 16:45	156-59-2	
trans-1,2-Dichloroethene	**57.2**	ug/L	1.0	0.20	1		05/10/16 13:14	156-60-5	
1,2-Dichloropropane	ND	ug/L	1.0	0.16	1		05/10/16 13:14	78-87-5	
cis-1,3-Dichloropropene	ND	ug/L	1.0	0.14	1		05/10/16 13:14	10061-01-5	
trans-1,3-Dichloropropene	ND	ug/L	1.0	0.12	1		05/10/16 13:14	10061-02-6	
Ethylbenzene	ND	ug/L	1.0	0.18	1		05/10/16 13:14	100-41-4	
2-Hexanone	**4.1J**	ug/L	10.0	1.2	1		05/10/16 13:14	591-78-6	
Methylene chloride	**14.9**	ug/L	1.0	0.15	1		05/10/16 13:14	75-09-2	
4-Methyl-2-pentanone (MIBK)	**1.3J**	ug/L	10.0	0.42	1		05/10/16 13:14	108-10-1	
Styrene	ND	ug/L	1.0	0.12	1		05/10/16 13:14	100-42-5	
1,1,2,2-Tetrachloroethane	**206J**	ug/L	1000	150	1000		05/09/16 16:45	79-34-5	
Tetrachloroethene	**40.1**	ug/L	1.0	0.10	1		05/10/16 13:14	127-18-4	
Toluene	**3.1**	ug/L	1.0	0.17	1		05/10/16 13:14	108-88-3	
1,1,1-Trichloroethane	**362J**	ug/L	1000	110	1000		05/09/16 16:45	71-55-6	
1,1,2-Trichloroethane	**5.9**	ug/L	1.0	0.20	1		05/10/16 13:14	79-00-5	
Trichloroethene	**64900**	ug/L	1000	170	1000		05/09/16 16:45	79-01-6	
Vinyl chloride	**35.7**	ug/L	1.0	0.13	1		05/10/16 13:14	75-01-4	
Xylene (Total)	ND	ug/L	3.0	0.42	1		05/10/16 13:14	1330-20-7	
Surrogates									
4-Bromofluorobenzene (S)	112	%	77-130		1		05/10/16 13:14	460-00-4	
1,2-Dichloroethane-d4 (S)	94	%	81-127		1		05/10/16 13:14	17060-07-0	
Toluene-d8 (S)	111	%	80-120		1		05/10/16 13:14	2037-26-5	
Preservation pH	**7.0**		0.10	0.10	1		05/10/16 13:14		

REPORT OF LABORATORY ANALYSIS

This report shall not be reproduced, except in full,
without the written consent of Pace Analytical Services, Inc..

Pace Analytical Services, Inc.
9608 Loiret Blvd.
Lenexa, KS 66219
(913)599-5665

ANALYTICAL RESULTS

Project: FORT SMITH, AR
Pace Project No.: 60218544

Sample: MW-86-201605 **Lab ID: 60218544010** Collected: 05/05/16 14:15 Received: 05/06/16 09:51 Matrix: Water

Parameters	Results	Units	Report Limit	MDL	DF	Prepared	Analyzed	CAS No.	Qual
2320B Alkalinity	Analytical Method: SM 2320B								
Alkalinity,Bicarbonate (CaCO3)	**259**	mg/L	20.0	2.0	1		05/16/16 10:51		
Alkalinity, Carbonate (CaCO3)	ND	mg/L	20.0	2.0	1		05/16/16 10:51		
Alkalinity, Total as CaCO3	**259**	mg/L	20.0	2.0	1		05/16/16 10:51		
Iron, Ferric (Calculation)	Analytical Method: SM 3500-Fe B#4								
Iron, Ferric	**1.4**	mg/L	0.20		1		05/17/16 00:00	7439-89-6	
4500H+ pH, Electrometric	Analytical Method: SM 4500-H+B								
pH at 25 Degrees C	**6.0**	Std. Units	0.10	0.10	1		05/17/16 00:00		H6
4500S2D Sulfide, Total	Analytical Method: SM 4500-S-2 D								
Sulfide, Total	ND	mg/L	0.050	0.012	1		05/12/16 12:29	18496-25-8	
300.0 IC Anions 28 Days	Analytical Method: EPA 300.0								
Chloride	**616**	mg/L	50.0	25.0	50		05/12/16 16:36	16887-00-6	
Sulfate	**2990**	mg/L	500	124	500		05/12/16 17:22	14808-79-8	
350.1 Ammonia	Analytical Method: EPA 350.1								
Nitrogen, Ammonia	**2.4**	mg/L	0.10	0.046	1		05/09/16 19:55	7664-41-7	
353.2 Nitrogen, NO2/NO3 unpres	Analytical Method: EPA 353.2								
Nitrogen, Nitrate	**1.9**	mg/L	0.10	0.012	1		05/06/16 18:08		
Nitrogen, Nitrite	**0.20**	mg/L	0.10	0.010	1		05/06/16 18:08		
Nitrogen, NO2 plus NO3	**2.1**	mg/L	0.10	0.012	1		05/06/16 18:08		
Total Carbon Dioxide Calc	Analytical Method: SM 4500-CO2 D								
Carbon Dioxide Calculation	**759**	mg/L	20.0	20.0	1		05/23/16 00:00		
5310C TOC	Analytical Method: SM 5310C								
Total Organic Carbon	**6.7**	mg/L	1.0	0.054	1		05/16/16 11:24	7440-44-0	
SM4500P-E, Total Phosphorus	Analytical Method: SM 4500-P E Preparation Method: SM4500-P B								
Phosphate as P04	**0.091**	mg/L	0.030	0.010	1	05/17/16 07:22	05/17/16 12:36		

REPORT OF LABORATORY ANALYSIS

This report shall not be reproduced, except in full,
without the written consent of Pace Analytical Services, Inc..

Pace Analytical Services, Inc.
9608 Loiret Blvd.
Lenexa, KS 66219
(913)599-5665

ANALYTICAL RESULTS

Project: FORT SMITH, AR
Pace Project No.: 60218544

Sample: ITMW-4-201605 **Lab ID: 60218544011** Collected: 05/05/16 12:02 Received: 05/06/16 09:51 Matrix: Water

Parameters	Results	Units	Report Limit	MDL	DF	Prepared	Analyzed	CAS No.	Qual
Alcohol by Direct Inject GCFID	Analytical Method: EPA 8015 - Alcohol								
2-Chloroethanol	ND	ug/L	10000	1530	1		05/12/16 00:24	107-07-3	
6010 MET ICP	Analytical Method: EPA 6010 Preparation Method: EPA 3010								
Iron	**2870**	ug/L	50.0	8.8	1	05/09/16 16:45	05/10/16 11:54	7439-89-6	
Manganese	**3340**	ug/L	5.0	0.25	1	05/09/16 16:45	05/10/16 11:54	7439-96-5	
8260 MSV	Analytical Method: EPA 5030B/8260								
Acetone	ND	ug/L	10.0	1.9	1		05/12/16 09:01	67-64-1	
Benzene	ND	ug/L	1.0	0.060	1		05/12/16 09:01	71-43-2	
Bromodichloromethane	ND	ug/L	1.0	0.19	1		05/12/16 09:01	75-27-4	
Bromoform	ND	ug/L	1.0	0.070	1		05/12/16 09:01	75-25-2	
Bromomethane	ND	ug/L	5.0	0.16	1		05/12/16 09:01	74-83-9	
2-Butanone (MEK)	ND	ug/L	10.0	0.59	1		05/12/16 09:01	78-93-3	
Carbon disulfide	ND	ug/L	5.0	0.12	1		05/12/16 09:01	75-15-0	
Carbon tetrachloride	ND	ug/L	1.0	0.18	1		05/12/16 09:01	56-23-5	
Chlorobenzene	**0.67J**	ug/L	1.0	0.21	1		05/12/16 09:01	108-90-7	
Chloroethane	ND	ug/L	1.0	0.15	1		05/12/16 09:01	75-00-3	
Chloroform	**0.15J**	ug/L	1.0	0.14	1		05/12/16 09:01	67-66-3	
Chloromethane	ND	ug/L	1.0	0.080	1		05/12/16 09:01	74-87-3	
Dibromochloromethane	ND	ug/L	1.0	0.21	1		05/12/16 09:01	124-48-1	
1,1-Dichloroethane	**0.18J**	ug/L	1.0	0.050	1		05/12/16 09:01	75-34-3	
1,2-Dichloroethane	ND	ug/L	1.0	0.12	1		05/12/16 09:01	107-06-2	
1,1-Dichloroethene	ND	ug/L	1.0	0.20	1		05/12/16 09:01	75-35-4	
cis-1,2-Dichloroethene	ND	ug/L	1.0	0.080	1		05/12/16 09:01	156-59-2	
trans-1,2-Dichloroethene	ND	ug/L	1.0	0.20	1		05/12/16 09:01	156-60-5	
1,2-Dichloropropane	ND	ug/L	1.0	0.16	1		05/12/16 09:01	78-87-5	
cis-1,3-Dichloropropene	ND	ug/L	1.0	0.14	1		05/12/16 09:01	10061-01-5	
trans-1,3-Dichloropropene	ND	ug/L	1.0	0.12	1		05/12/16 09:01	10061-02-6	
Ethylbenzene	ND	ug/L	1.0	0.18	1		05/12/16 09:01	100-41-4	
2-Hexanone	ND	ug/L	10.0	1.2	1		05/12/16 09:01	591-78-6	
Methylene chloride	**2.6**	ug/L	1.0	0.15	1		05/12/16 09:01	75-09-2	
4-Methyl-2-pentanone (MIBK)	ND	ug/L	10.0	0.42	1		05/12/16 09:01	108-10-1	
Styrene	ND	ug/L	1.0	0.12	1		05/12/16 09:01	100-42-5	
1,1,2,2-Tetrachloroethane	ND	ug/L	1.0	0.15	1		05/12/16 09:01	79-34-5	
Tetrachloroethene	ND	ug/L	1.0	0.10	1		05/12/16 09:01	127-18-4	
Toluene	ND	ug/L	1.0	0.17	1		05/12/16 09:01	108-88-3	
1,1,1-Trichloroethane	ND	ug/L	1.0	0.11	1		05/12/16 09:01	71-55-6	
1,1,2-Trichloroethane	ND	ug/L	1.0	0.20	1		05/12/16 09:01	79-00-5	
Trichloroethene	**1.3**	ug/L	1.0	0.17	1		05/12/16 09:01	79-01-6	
Vinyl chloride	**0.15J**	ug/L	1.0	0.13	1		05/12/16 09:01	75-01-4	
Xylene (Total)	ND	ug/L	3.0	0.42	1		05/12/16 09:01	1330-20-7	
Surrogates									
4-Bromofluorobenzene (S)	100	%	77-130		1		05/12/16 09:01	460-00-4	
1,2-Dichloroethane-d4 (S)	97	%	81-127		1		05/12/16 09:01	17060-07-0	
Toluene-d8 (S)	104	%	80-120		1		05/12/16 09:01	2037-26-5	
Preservation pH	**1.0**		0.10	0.10	1		05/12/16 09:01		

REPORT OF LABORATORY ANALYSIS

This report shall not be reproduced, except in full,
without the written consent of Pace Analytical Services, Inc..

Pace Analytical Services, Inc.
9608 Loiret Blvd.
Lenexa, KS 66219
(913)599-5665

ANALYTICAL RESULTS

Project: FORT SMITH, AR
Pace Project No.: 60218544

Sample: ITMW-4-201605 **Lab ID: 60218544011** Collected: 05/05/16 12:02 Received: 05/06/16 09:51 Matrix: Water

Parameters	Results	Units	Report Limit	MDL	DF	Prepared	Analyzed	CAS No.	Qual
2320B Alkalinity	Analytical Method: SM 2320B								
Alkalinity,Bicarbonate (CaCO3)	**75.0**	mg/L	20.0	2.0	1		05/16/16 12:19		
Alkalinity, Carbonate (CaCO3)	ND	mg/L	20.0	2.0	1		05/16/16 12:19		
Alkalinity, Total as CaCO3	**75.0**	mg/L	20.0	2.0	1		05/16/16 12:19		
Iron, Ferric (Calculation)	Analytical Method: SM 3500-Fe B#4								
Iron, Ferric	**2.8**	mg/L	0.20		1		05/17/16 00:00	7439-89-6	
4500H+ pH, Electrometric	Analytical Method: SM 4500-H+B								
pH at 25 Degrees C	**7.2**	Std. Units	0.10	0.10	1		05/17/16 00:00		H6
4500S2D Sulfide, Total	Analytical Method: SM 4500-S-2 D								
Sulfide, Total	ND	mg/L	0.050	0.012	1		05/12/16 12:29	18496-25-8	
300.0 IC Anions 28 Days	Analytical Method: EPA 300.0								
Chloride	**7.2**	mg/L	1.0	0.50	1		05/12/16 17:38	16887-00-6	
Sulfate	**14.6**	mg/L	1.0	0.25	1		05/12/16 17:38	14808-79-8	
350.1 Ammonia	Analytical Method: EPA 350.1								
Nitrogen, Ammonia	**0.35**	mg/L	0.10	0.046	1		05/09/16 19:56	7664-41-7	
353.2 Nitrogen, NO2/NO3 unpres	Analytical Method: EPA 353.2								
Nitrogen, Nitrate	ND	mg/L	0.10	0.012	1		05/06/16 17:54		
Nitrogen, Nitrite	ND	mg/L	0.10	0.010	1		05/06/16 17:54		
Nitrogen, NO2 plus NO3	ND	mg/L	0.10	0.012	1		05/06/16 17:54		
Total Carbon Dioxide Calc	Analytical Method: SM 4500-CO2 D								
Carbon Dioxide Calculation	**75.5**	mg/L	20.0	20.0	1		05/23/16 00:00		
5310C TOC	Analytical Method: SM 5310C								
Total Organic Carbon	**7.2**	mg/L	1.0	0.054	1		05/12/16 20:46	7440-44-0	
SM4500P-E, Total Phosphorus	Analytical Method: SM 4500-P E Preparation Method: SM4500-P B								
Phosphate as P04	**0.15**	mg/L	0.030	0.010	1	05/17/16 07:22	05/17/16 12:36		

REPORT OF LABORATORY ANALYSIS

This report shall not be reproduced, except in full,
without the written consent of Pace Analytical Services, Inc..

Pace Analytical Services, Inc.
9608 Loiret Blvd.
Lenexa, KS 66219
(913)599-5665

ANALYTICAL RESULTS

Project: FORT SMITH, AR
Pace Project No.: 60218544

Sample: MW-25-201605 **Lab ID: 60218544012** Collected: 05/05/16 12:20 Received: 05/06/16 09:51 Matrix: Water

Parameters	Results	Units	Report Limit	MDL	DF	Prepared	Analyzed	CAS No.	Qual
Alcohol by Direct Inject GCFID	Analytical Method: EPA 8015 - Alcohol								
2-Chloroethanol	ND	ug/L	10000	1530	1		05/12/16 00:36	107-07-3	
6010 MET ICP	Analytical Method: EPA 6010 Preparation Method: EPA 3010								
Iron	**1060**	ug/L	50.0	8.8	1	05/09/16 16:45	05/10/16 11:57	7439-89-6	
Manganese	**348**	ug/L	5.0	0.25	1	05/09/16 16:45	05/10/16 11:57	7439-96-5	
8260 MSV	Analytical Method: EPA 5030B/8260								
Acetone	ND	ug/L	10.0	1.9	1		05/12/16 16:35	67-64-1	
Benzene	ND	ug/L	1.0	0.060	1		05/12/16 16:35	71-43-2	
Bromodichloromethane	ND	ug/L	1.0	0.19	1		05/12/16 16:35	75-27-4	
Bromoform	**1.6**	ug/L	1.0	0.070	1		05/12/16 16:35	75-25-2	
Bromomethane	**3.7J**	ug/L	5.0	0.16	1		05/12/16 16:35	74-83-9	B
2-Butanone (MEK)	ND	ug/L	10.0	0.59	1		05/12/16 16:35	78-93-3	
Carbon disulfide	ND	ug/L	5.0	0.12	1		05/12/16 16:35	75-15-0	
Carbon tetrachloride	ND	ug/L	1.0	0.18	1		05/12/16 16:35	56-23-5	
Chlorobenzene	ND	ug/L	1.0	0.21	1		05/12/16 16:35	108-90-7	
Chloroethane	ND	ug/L	1.0	0.15	1		05/12/16 16:35	75-00-3	
Chloroform	**1.8**	ug/L	1.0	0.14	1		05/12/16 16:35	67-66-3	
Chloromethane	**3.6**	ug/L	1.0	0.080	1		05/12/16 16:35	74-87-3	
Dibromochloromethane	ND	ug/L	1.0	0.21	1		05/12/16 16:35	124-48-1	
1,1-Dichloroethane	ND	ug/L	1.0	0.050	1		05/12/16 16:35	75-34-3	
1,2-Dichloroethane	ND	ug/L	1.0	0.12	1		05/12/16 16:35	107-06-2	
1,1-Dichloroethene	**0.20J**	ug/L	1.0	0.20	1		05/12/16 16:35	75-35-4	
cis-1,2-Dichloroethene	**83.6**	ug/L	1.0	0.080	1		05/12/16 16:35	156-59-2	
trans-1,2-Dichloroethene	**15.0**	ug/L	1.0	0.20	1		05/12/16 16:35	156-60-5	L1
1,2-Dichloropropane	ND	ug/L	1.0	0.16	1		05/12/16 16:35	78-87-5	
cis-1,3-Dichloropropene	ND	ug/L	1.0	0.14	1		05/12/16 16:35	10061-01-5	
trans-1,3-Dichloropropene	ND	ug/L	1.0	0.12	1		05/12/16 16:35	10061-02-6	
Ethylbenzene	ND	ug/L	1.0	0.18	1		05/12/16 16:35	100-41-4	
2-Hexanone	ND	ug/L	10.0	1.2	1		05/12/16 16:35	591-78-6	
Methylene chloride	**0.35J**	ug/L	1.0	0.15	1		05/12/16 16:35	75-09-2	B
4-Methyl-2-pentanone (MIBK)	ND	ug/L	10.0	0.42	1		05/12/16 16:35	108-10-1	
Styrene	ND	ug/L	1.0	0.12	1		05/12/16 16:35	100-42-5	
1,1,2,2-Tetrachloroethane	**0.39J**	ug/L	1.0	0.15	1		05/12/16 16:35	79-34-5	
Tetrachloroethene	**1.0**	ug/L	1.0	0.10	1		05/12/16 16:35	127-18-4	
Toluene	ND	ug/L	1.0	0.17	1		05/12/16 16:35	108-88-3	
1,1,1-Trichloroethane	**0.12J**	ug/L	1.0	0.11	1		05/12/16 16:35	71-55-6	
1,1,2-Trichloroethane	**0.28J**	ug/L	1.0	0.20	1		05/12/16 16:35	79-00-5	
Trichloroethene	**53000**	ug/L	1000	170	1000		05/12/16 14:02	79-01-6	
Vinyl chloride	ND	ug/L	1.0	0.13	1		05/12/16 16:35	75-01-4	
Xylene (Total)	ND	ug/L	3.0	0.42	1		05/12/16 16:35	1330-20-7	
Surrogates									
4-Bromofluorobenzene (S)	98	%	77-130		1		05/12/16 16:35	460-00-4	
1,2-Dichloroethane-d4 (S)	106	%	81-127		1		05/12/16 16:35	17060-07-0	
Toluene-d8 (S)	99	%	80-120		1		05/12/16 16:35	2037-26-5	
Preservation pH	**1.0**		0.10	0.10	1		05/12/16 16:35		

REPORT OF LABORATORY ANALYSIS

This report shall not be reproduced, except in full,
without the written consent of Pace Analytical Services, Inc..

Pace Analytical Services, Inc.
9608 Loiret Blvd.
Lenexa, KS 66219
(913)599-5665

ANALYTICAL RESULTS

Project: FORT SMITH, AR
Pace Project No.: 60218544

Sample: MW-25-201605 **Lab ID: 60218544012** Collected: 05/05/16 12:20 Received: 05/06/16 09:51 Matrix: Water

Parameters	Results	Units	Report Limit	MDL	DF	Prepared	Analyzed	CAS No.	Qual
2320B Alkalinity	Analytical Method: SM 2320B								
Alkalinity,Bicarbonate (CaCO3)	**268**	mg/L	20.0	2.0	1		05/16/16 12:23		
Alkalinity, Carbonate (CaCO3)	ND	mg/L	20.0	2.0	1		05/16/16 12:23		
Alkalinity, Total as CaCO3	**268**	mg/L	20.0	2.0	1		05/16/16 12:23		
Iron, Ferric (Calculation)	Analytical Method: SM 3500-Fe B#4								
Iron, Ferric	**1.1**	mg/L	0.20		1		05/17/16 00:00	7439-89-6	
4500H+ pH, Electrometric	Analytical Method: SM 4500-H+B								
pH at 25 Degrees C	**6.6**	Std. Units	0.10	0.10	1		05/17/16 00:00		H6
4500S2D Sulfide, Total	Analytical Method: SM 4500-S-2 D								
Sulfide, Total	ND	mg/L	0.050	0.012	1		05/12/16 12:29	18496-25-8	
300.0 IC Anions 28 Days	Analytical Method: EPA 300.0								
Chloride	**490**	mg/L	50.0	25.0	50		05/17/16 12:43	16887-00-6	
Sulfate	**706**	mg/L	50.0	12.4	50		05/17/16 12:43	14808-79-8	
350.1 Ammonia	Analytical Method: EPA 350.1								
Nitrogen, Ammonia	**0.28**	mg/L	0.10	0.046	1		05/09/16 20:01	7664-41-7	
353.2 Nitrogen, NO2/NO3 unpres	Analytical Method: EPA 353.2								
Nitrogen, Nitrate	ND	mg/L	0.10	0.012	1		05/06/16 17:55		
Nitrogen, Nitrite	ND	mg/L	0.10	0.010	1		05/06/16 17:55		
Nitrogen, NO2 plus NO3	ND	mg/L	0.10	0.012	1		05/06/16 17:55		
Total Carbon Dioxide Calc	Analytical Method: SM 4500-CO2 D								
Carbon Dioxide Calculation	**371**	mg/L	20.0	20.0	1		05/23/16 00:00		
5310C TOC	Analytical Method: SM 5310C								
Total Organic Carbon	**2.4**	mg/L	1.0	0.054	1		05/16/16 11:50	7440-44-0	M1
SM4500P-E, Total Phosphorus	Analytical Method: SM 4500-P E Preparation Method: SM4500-P B								
Phosphate as P04	**1.6**	mg/L	0.030	0.010	1	05/17/16 07:22	05/17/16 12:37		

REPORT OF LABORATORY ANALYSIS

This report shall not be reproduced, except in full,
without the written consent of Pace Analytical Services, Inc..

Pace Analytical Services, Inc.
9608 Loiret Blvd.
Lenexa, KS 66219
(913)599-5665

ANALYTICAL RESULTS

Project: FORT SMITH, AR
Pace Project No.: 60218544

Sample: ITMW-15-201605 **Lab ID: 60218544013** Collected: 05/05/16 15:30 Received: 05/06/16 09:51 Matrix: Water

Parameters	Results	Units	Report Limit	MDL	DF	Prepared	Analyzed	CAS No.	Qual
Alcohol by Direct Inject GCFID	Analytical Method: EPA 8015 - Alcohol								
2-Chloroethanol	ND	ug/L	10000	1530	1		05/12/16 00:47	107-07-3	
6010 MET ICP	Analytical Method: EPA 6010 Preparation Method: EPA 3010								
Iron	**61.0**	ug/L	50.0	8.8	1	05/09/16 16:45	05/10/16 11:59	7439-89-6	
Manganese	**3.2J**	ug/L	5.0	0.25	1	05/09/16 16:45	05/10/16 11:59	7439-96-5	
8260 MSV	Analytical Method: EPA 5030B/8260								
Acetone	**10.7**	ug/L	10.0	1.9	1		05/12/16 15:21	67-64-1	B
Benzene	ND	ug/L	1.0	0.060	1		05/12/16 15:21	71-43-2	
Bromodichloromethane	ND	ug/L	1.0	0.19	1		05/12/16 15:21	75-27-4	
Bromoform	**1.6**	ug/L	1.0	0.070	1		05/12/16 15:21	75-25-2	
Bromomethane	**3.5J**	ug/L	5.0	0.16	1		05/12/16 15:21	74-83-9	B
2-Butanone (MEK)	ND	ug/L	10.0	0.59	1		05/12/16 15:21	78-93-3	
Carbon disulfide	ND	ug/L	5.0	0.12	1		05/12/16 15:21	75-15-0	
Carbon tetrachloride	ND	ug/L	1.0	0.18	1		05/12/16 15:21	56-23-5	
Chlorobenzene	ND	ug/L	1.0	0.21	1		05/12/16 15:21	108-90-7	
Chloroethane	ND	ug/L	1.0	0.15	1		05/12/16 15:21	75-00-3	
Chloroform	**0.27J**	ug/L	1.0	0.14	1		05/12/16 15:21	67-66-3	
Chloromethane	**0.36J**	ug/L	1.0	0.080	1		05/12/16 15:21	74-87-3	B
Dibromochloromethane	ND	ug/L	1.0	0.21	1		05/12/16 15:21	124-48-1	
1,1-Dichloroethane	ND	ug/L	1.0	0.050	1		05/12/16 15:21	75-34-3	
1,2-Dichloroethane	ND	ug/L	1.0	0.12	1		05/12/16 15:21	107-06-2	
1,1-Dichloroethene	**1.5**	ug/L	1.0	0.20	1		05/12/16 15:21	75-35-4	
cis-1,2-Dichloroethene	**48.8**	ug/L	1.0	0.080	1		05/12/16 15:21	156-59-2	
trans-1,2-Dichloroethene	**1.1**	ug/L	1.0	0.20	1		05/12/16 15:21	156-60-5	L1
1,2-Dichloropropane	ND	ug/L	1.0	0.16	1		05/12/16 15:21	78-87-5	
cis-1,3-Dichloropropene	ND	ug/L	1.0	0.14	1		05/12/16 15:21	10061-01-5	
trans-1,3-Dichloropropene	ND	ug/L	1.0	0.12	1		05/12/16 15:21	10061-02-6	
Ethylbenzene	ND	ug/L	1.0	0.18	1		05/12/16 15:21	100-41-4	
2-Hexanone	ND	ug/L	10.0	1.2	1		05/12/16 15:21	591-78-6	
Methylene chloride	**0.42J**	ug/L	1.0	0.15	1		05/12/16 15:21	75-09-2	B
4-Methyl-2-pentanone (MIBK)	ND	ug/L	10.0	0.42	1		05/12/16 15:21	108-10-1	
Styrene	ND	ug/L	1.0	0.12	1		05/12/16 15:21	100-42-5	
1,1,2,2-Tetrachloroethane	ND	ug/L	1.0	0.15	1		05/12/16 15:21	79-34-5	
Tetrachloroethene	ND	ug/L	1.0	0.10	1		05/12/16 15:21	127-18-4	
Toluene	ND	ug/L	1.0	0.17	1		05/12/16 15:21	108-88-3	
1,1,1-Trichloroethane	ND	ug/L	1.0	0.11	1		05/12/16 15:21	71-55-6	
1,1,2-Trichloroethane	ND	ug/L	1.0	0.20	1		05/12/16 15:21	79-00-5	
Trichloroethene	**659**	ug/L	20.0	3.4	20		05/09/16 16:59	79-01-6	
Vinyl chloride	**5.8**	ug/L	1.0	0.13	1		05/12/16 15:21	75-01-4	
Xylene (Total)	ND	ug/L	3.0	0.42	1		05/12/16 15:21	1330-20-7	
Surrogates									
4-Bromofluorobenzene (S)	102	%	77-130		1		05/12/16 15:21	460-00-4	
1,2-Dichloroethane-d4 (S)	102	%	81-127		1		05/12/16 15:21	17060-07-0	
Toluene-d8 (S)	101	%	80-120		1		05/12/16 15:21	2037-26-5	
Preservation pH	**7.0**		0.10	0.10	1		05/12/16 15:21		

REPORT OF LABORATORY ANALYSIS

This report shall not be reproduced, except in full,
without the written consent of Pace Analytical Services, Inc..

Pace Analytical Services, Inc.
9608 Loiret Blvd.
Lenexa, KS 66219
(913)599-5665

ANALYTICAL RESULTS

Project: FORT SMITH, AR
Pace Project No.: 60218544

Sample: ITMW-15-201605 **Lab ID: 60218544013** Collected: 05/05/16 15:30 Received: 05/06/16 09:51 Matrix: Water

Parameters	Results	Units	Report Limit	MDL	DF	Prepared	Analyzed	CAS No.	Qual
2320B Alkalinity	Analytical Method: SM 2320B								
Alkalinity,Bicarbonate (CaCO3)	**88.6**	mg/L	20.0	2.0	1		05/16/16 12:31		
Alkalinity, Carbonate (CaCO3)	ND	mg/L	20.0	2.0	1		05/16/16 12:31		
Alkalinity, Total as CaCO3	**88.6**	mg/L	20.0	2.0	1		05/16/16 12:31		
Iron, Ferric (Calculation)	Analytical Method: SM 3500-Fe B#4								
Iron, Ferric	ND	mg/L	0.20		1		05/17/16 00:00	7439-89-6	
4500H+ pH, Electrometric	Analytical Method: SM 4500-H+B								
pH at 25 Degrees C	**6.5**	Std. Units	0.10	0.10	1		05/17/16 00:00		H6
4500S2D Sulfide, Total	Analytical Method: SM 4500-S-2 D								
Sulfide, Total	ND	mg/L	0.050	0.012	1		05/12/16 12:30	18496-25-8	
300.0 IC Anions 28 Days	Analytical Method: EPA 300.0								
Chloride	**78.0**	mg/L	5.0	2.5	5		05/12/16 18:09	16887-00-6	
Sulfate	**277**	mg/L	20.0	5.0	20		05/12/16 18:24	14808-79-8	
350.1 Ammonia	Analytical Method: EPA 350.1								
Nitrogen, Ammonia	**0.28**	mg/L	0.10	0.046	1		05/09/16 20:07	7664-41-7	D6
353.2 Nitrogen, NO2/NO3 unpres	Analytical Method: EPA 353.2								
Nitrogen, Nitrate	**0.78**	mg/L	0.10	0.012	1		05/06/16 18:14		
Nitrogen, Nitrite	ND	mg/L	0.10	0.010	1		05/06/16 18:14		
Nitrogen, NO2 plus NO3	**0.78**	mg/L	0.10	0.012	1		05/06/16 18:14		
Total Carbon Dioxide Calc	Analytical Method: SM 4500-CO2 D								
Carbon Dioxide Calculation	**129**	mg/L	20.0	20.0	1		05/23/16 00:00		
5310C TOC	Analytical Method: SM 5310C								
Total Organic Carbon	**0.69J**	mg/L	1.0	0.054	1		05/12/16 21:12	7440-44-0	B
SM4500P-E, Total Phosphorus	Analytical Method: SM 4500-P E Preparation Method: SM4500-P B								
Phosphate as P04	**0.036**	mg/L	0.030	0.010	1	05/17/16 07:22	05/17/16 12:37		

REPORT OF LABORATORY ANALYSIS

This report shall not be reproduced, except in full,
without the written consent of Pace Analytical Services, Inc..

Pace Analytical Services, Inc.
9608 Loiret Blvd.
Lenexa, KS 66219
(913)599-5665

ANALYTICAL RESULTS

Project: FORT SMITH, AR
Pace Project No.: 60218544

Sample: MW-95-201605 **Lab ID: 60218544014** Collected: 05/05/16 12:35 Received: 05/06/16 09:51 Matrix: Water

Parameters	Results	Units	Report Limit	MDL	DF	Prepared	Analyzed	CAS No.	Qual
Alcohol by Direct Inject GCFID	Analytical Method: EPA 8015 - Alcohol								
2-Chloroethanol	ND	ug/L	10000	1530	1		05/12/16 00:58	107-07-3	
6010 MET ICP	Analytical Method: EPA 6010 Preparation Method: EPA 3010								
Iron	**541**	ug/L	50.0	8.8	1	05/09/16 16:45	05/10/16 12:01	7439-89-6	
Manganese	**81.4**	ug/L	5.0	0.25	1	05/09/16 16:45	05/10/16 12:01	7439-96-5	
8260 MSV	Analytical Method: EPA 5030B/8260								
Acetone	ND	ug/L	10.0	1.9	1		05/12/16 16:50	67-64-1	
Benzene	ND	ug/L	1.0	0.060	1		05/12/16 16:50	71-43-2	
Bromodichloromethane	ND	ug/L	1.0	0.19	1		05/12/16 16:50	75-27-4	
Bromoform	ND	ug/L	1.0	0.070	1		05/12/16 16:50	75-25-2	
Bromomethane	**3.5J**	ug/L	5.0	0.16	1		05/12/16 16:50	74-83-9	B
2-Butanone (MEK)	ND	ug/L	10.0	0.59	1		05/12/16 16:50	78-93-3	
Carbon disulfide	ND	ug/L	5.0	0.12	1		05/12/16 16:50	75-15-0	
Carbon tetrachloride	**0.88J**	ug/L	1.0	0.18	1		05/12/16 16:50	56-23-5	
Chlorobenzene	ND	ug/L	1.0	0.21	1		05/12/16 16:50	108-90-7	
Chloroethane	ND	ug/L	1.0	0.15	1		05/12/16 16:50	75-00-3	
Chloroform	**5.8**	ug/L	1.0	0.14	1		05/12/16 16:50	67-66-3	
Chloromethane	**0.29J**	ug/L	1.0	0.080	1		05/12/16 16:50	74-87-3	B
Dibromochloromethane	ND	ug/L	1.0	0.21	1		05/12/16 16:50	124-48-1	
1,1-Dichloroethane	**0.45J**	ug/L	1.0	0.050	1		05/12/16 16:50	75-34-3	
1,2-Dichloroethane	ND	ug/L	1.0	0.12	1		05/12/16 16:50	107-06-2	
1,1-Dichloroethene	**40.1**	ug/L	1.0	0.20	1		05/12/16 16:50	75-35-4	
cis-1,2-Dichloroethene	**164**	ug/L	1.0	0.080	1		05/12/16 16:50	156-59-2	
trans-1,2-Dichloroethene	**1.3**	ug/L	1.0	0.20	1		05/12/16 16:50	156-60-5	L1
1,2-Dichloropropane	ND	ug/L	1.0	0.16	1		05/12/16 16:50	78-87-5	
cis-1,3-Dichloropropene	ND	ug/L	1.0	0.14	1		05/12/16 16:50	10061-01-5	
trans-1,3-Dichloropropene	ND	ug/L	1.0	0.12	1		05/12/16 16:50	10061-02-6	
Ethylbenzene	ND	ug/L	1.0	0.18	1		05/12/16 16:50	100-41-4	
2-Hexanone	ND	ug/L	10.0	1.2	1		05/12/16 16:50	591-78-6	
Methylene chloride	**3.4**	ug/L	1.0	0.15	1		05/12/16 16:50	75-09-2	
4-Methyl-2-pentanone (MIBK)	ND	ug/L	10.0	0.42	1		05/12/16 16:50	108-10-1	
Styrene	ND	ug/L	1.0	0.12	1		05/12/16 16:50	100-42-5	
1,1,2,2-Tetrachloroethane	ND	ug/L	1.0	0.15	1		05/12/16 16:50	79-34-5	
Tetrachloroethene	**7.6**	ug/L	1.0	0.10	1		05/12/16 16:50	127-18-4	
Toluene	ND	ug/L	1.0	0.17	1		05/12/16 16:50	108-88-3	
1,1,1-Trichloroethane	**0.41J**	ug/L	1.0	0.11	1		05/12/16 16:50	71-55-6	
1,1,2-Trichloroethane	**2.0**	ug/L	1.0	0.20	1		05/12/16 16:50	79-00-5	
Trichloroethene	**21600**	ug/L	200	34.0	200		05/12/16 13:33	79-01-6	
Vinyl chloride	**14.8**	ug/L	1.0	0.13	1		05/12/16 16:50	75-01-4	
Xylene (Total)	ND	ug/L	3.0	0.42	1		05/12/16 16:50	1330-20-7	
Surrogates									
4-Bromofluorobenzene (S)	100	%	77-130		1		05/12/16 16:50	460-00-4	
1,2-Dichloroethane-d4 (S)	103	%	81-127		1		05/12/16 16:50	17060-07-0	
Toluene-d8 (S)	98	%	80-120		1		05/12/16 16:50	2037-26-5	
Preservation pH	**1.0**		0.10	0.10	1		05/12/16 16:50		

REPORT OF LABORATORY ANALYSIS

This report shall not be reproduced, except in full,
without the written consent of Pace Analytical Services, Inc..

Pace Analytical Services, Inc.
9608 Loiret Blvd.
Lenexa, KS 66219
(913)599-5665

ANALYTICAL RESULTS

Project: FORT SMITH, AR
Pace Project No.: 60218544

Sample: MW-95-201605 **Lab ID: 60218544014** Collected: 05/05/16 12:35 Received: 05/06/16 09:51 Matrix: Water

Parameters	Results	Units	Report Limit	MDL	DF	Prepared	Analyzed	CAS No.	Qual
2320B Alkalinity	Analytical Method: SM 2320B								
Alkalinity,Bicarbonate (CaCO3)	**25.3**	mg/L	20.0	2.0	1		05/16/16 12:34		
Alkalinity, Carbonate (CaCO3)	ND	mg/L	20.0	2.0	1		05/16/16 12:34		
Alkalinity, Total as CaCO3	**25.3**	mg/L	20.0	2.0	1		05/16/16 12:34		
Iron, Ferric (Calculation)	Analytical Method: SM 3500-Fe B#4								
Iron, Ferric	**0.49**	mg/L	0.20		1		05/17/16 00:00	7439-89-6	
4500H+ pH, Electrometric	Analytical Method: SM 4500-H+B								
pH at 25 Degrees C	**5.0**	Std. Units	0.10	0.10	1		05/17/16 00:00		H6
4500S2D Sulfide, Total	Analytical Method: SM 4500-S-2 D								
Sulfide, Total	ND	mg/L	0.050	0.012	1		05/12/16 12:30	18496-25-8	
300.0 IC Anions 28 Days	Analytical Method: EPA 300.0								
Chloride	**327**	mg/L	50.0	25.0	50		05/12/16 18:55	16887-00-6	
Sulfate	**4.0**	mg/L	1.0	0.25	1		05/12/16 18:39	14808-79-8	
350.1 Ammonia	Analytical Method: EPA 350.1								
Nitrogen, Ammonia	ND	mg/L	0.10	0.046	1		05/09/16 20:10	7664-41-7	
353.2 Nitrogen, NO2/NO3 unpres	Analytical Method: EPA 353.2								
Nitrogen, Nitrate	**1.5**	mg/L	0.10	0.012	1		05/06/16 17:58		
Nitrogen, Nitrite	ND	mg/L	0.10	0.010	1		05/06/16 17:58		
Nitrogen, NO2 plus NO3	**1.5**	mg/L	0.10	0.012	1		05/06/16 17:58		
Total Carbon Dioxide Calc	Analytical Method: SM 4500-CO2 D								
Carbon Dioxide Calculation	**506**	mg/L	20.0	20.0	1		05/23/16 00:00		
5310C TOC	Analytical Method: SM 5310C								
Total Organic Carbon	**0.32J**	mg/L	1.0	0.054	1		05/12/16 21:25	7440-44-0	B
SM4500P-E, Total Phosphorus	Analytical Method: SM 4500-P E Preparation Method: SM4500-P B								
Phosphate as P04	**0.18**	mg/L	0.030	0.010	1	05/17/16 07:22	05/17/16 12:37		

REPORT OF LABORATORY ANALYSIS

This report shall not be reproduced, except in full,
without the written consent of Pace Analytical Services, Inc..

Pace Analytical Services, Inc.
9608 Loiret Blvd.
Lenexa, KS 66219
(913)599-5665

ANALYTICAL RESULTS

Project: FORT SMITH, AR
Pace Project No.: 60218544

Sample: MW-93-201605 **Lab ID: 60218544015** Collected: 05/05/16 13:55 Received: 05/06/16 09:51 Matrix: Water

Parameters	Results	Units	Report Limit	MDL	DF	Prepared	Analyzed	CAS No.	Qual
Alcohol by Direct Inject GCFID	Analytical Method: EPA 8015 - Alcohol								
2-Chloroethanol	ND	ug/L	10000	1530	1		05/12/16 01:09	107-07-3	
6010 MET ICP	Analytical Method: EPA 6010 Preparation Method: EPA 3010								
Iron	**418**	ug/L	50.0	8.8	1	05/09/16 16:45	05/10/16 12:08	7439-89-6	
Manganese	**87.0**	ug/L	5.0	0.25	1	05/09/16 16:45	05/10/16 12:08	7439-96-5	
8260 MSV	Analytical Method: EPA 5030B/8260								
Acetone	ND	ug/L	10.0	1.9	1		05/12/16 17:05	67-64-1	
Benzene	**0.11J**	ug/L	1.0	0.060	1		05/12/16 17:05	71-43-2	
Bromodichloromethane	ND	ug/L	1.0	0.19	1		05/12/16 17:05	75-27-4	
Bromoform	ND	ug/L	1.0	0.070	1		05/12/16 17:05	75-25-2	
Bromomethane	**3.5J**	ug/L	5.0	0.16	1		05/12/16 17:05	74-83-9	B
2-Butanone (MEK)	ND	ug/L	10.0	0.59	1		05/12/16 17:05	78-93-3	
Carbon disulfide	ND	ug/L	5.0	0.12	1		05/12/16 17:05	75-15-0	
Carbon tetrachloride	**0.87J**	ug/L	1.0	0.18	1		05/12/16 17:05	56-23-5	
Chlorobenzene	ND	ug/L	1.0	0.21	1		05/12/16 17:05	108-90-7	
Chloroethane	ND	ug/L	1.0	0.15	1		05/12/16 17:05	75-00-3	
Chloroform	**4.4**	ug/L	1.0	0.14	1		05/12/16 17:05	67-66-3	
Chloromethane	**0.31J**	ug/L	1.0	0.080	1		05/12/16 17:05	74-87-3	B
Dibromochloromethane	ND	ug/L	1.0	0.21	1		05/12/16 17:05	124-48-1	
1,1-Dichloroethane	**0.36J**	ug/L	1.0	0.050	1		05/12/16 17:05	75-34-3	
1,2-Dichloroethane	ND	ug/L	1.0	0.12	1		05/12/16 17:05	107-06-2	
1,1-Dichloroethene	**26.4**	ug/L	1.0	0.20	1		05/12/16 17:05	75-35-4	
cis-1,2-Dichloroethene	**127**	ug/L	1.0	0.080	1		05/12/16 17:05	156-59-2	
trans-1,2-Dichloroethene	**5.5**	ug/L	1.0	0.20	1		05/12/16 17:05	156-60-5	L1
1,2-Dichloropropane	ND	ug/L	1.0	0.16	1		05/12/16 17:05	78-87-5	
cis-1,3-Dichloropropene	ND	ug/L	1.0	0.14	1		05/12/16 17:05	10061-01-5	
trans-1,3-Dichloropropene	ND	ug/L	1.0	0.12	1		05/12/16 17:05	10061-02-6	
Ethylbenzene	ND	ug/L	1.0	0.18	1		05/12/16 17:05	100-41-4	
2-Hexanone	ND	ug/L	10.0	1.2	1		05/12/16 17:05	591-78-6	
Methylene chloride	**2.6**	ug/L	1.0	0.15	1		05/12/16 17:05	75-09-2	
4-Methyl-2-pentanone (MIBK)	ND	ug/L	10.0	0.42	1		05/12/16 17:05	108-10-1	
Styrene	ND	ug/L	1.0	0.12	1		05/12/16 17:05	100-42-5	
1,1,2,2-Tetrachloroethane	**0.34J**	ug/L	1.0	0.15	1		05/12/16 17:05	79-34-5	
Tetrachloroethene	**6.3**	ug/L	1.0	0.10	1		05/12/16 17:05	127-18-4	
Toluene	**0.19J**	ug/L	1.0	0.17	1		05/12/16 17:05	108-88-3	
1,1,1-Trichloroethane	**0.80J**	ug/L	1.0	0.11	1		05/12/16 17:05	71-55-6	
1,1,2-Trichloroethane	**1.5**	ug/L	1.0	0.20	1		05/12/16 17:05	79-00-5	
Trichloroethene	**17300**	ug/L	200	34.0	200		05/12/16 13:47	79-01-6	
Vinyl chloride	**7.6**	ug/L	1.0	0.13	1		05/12/16 17:05	75-01-4	
Xylene (Total)	ND	ug/L	3.0	0.42	1		05/12/16 17:05	1330-20-7	
Surrogates									
4-Bromofluorobenzene (S)	97	%	77-130		1		05/12/16 17:05	460-00-4	
1,2-Dichloroethane-d4 (S)	98	%	81-127		1		05/12/16 17:05	17060-07-0	
Toluene-d8 (S)	99	%	80-120		1		05/12/16 17:05	2037-26-5	
Preservation pH	**1.0**		0.10	0.10	1		05/12/16 17:05		

REPORT OF LABORATORY ANALYSIS

This report shall not be reproduced, except in full,
without the written consent of Pace Analytical Services, Inc..

Pace Analytical Services, Inc.
9608 Loiret Blvd.
Lenexa, KS 66219
(913)599-5665

ANALYTICAL RESULTS

Project: FORT SMITH, AR
Pace Project No.: 60218544

Sample: MW-93-201605 **Lab ID: 60218544015** Collected: 05/05/16 13:55 Received: 05/06/16 09:51 Matrix: Water

Parameters	Results	Units	Report Limit	MDL	DF	Prepared	Analyzed	CAS No.	Qual
2320B Alkalinity	Analytical Method: SM 2320B								
Alkalinity,Bicarbonate (CaCO3)	ND	mg/L	20.0	2.0	1		05/16/16 12:34		
Alkalinity, Carbonate (CaCO3)	ND	mg/L	20.0	2.0	1		05/16/16 12:34		
Alkalinity, Total as CaCO3	ND	mg/L	20.0	2.0	1		05/16/16 12:34		
Iron, Ferric (Calculation)	Analytical Method: SM 3500-Fe B#4								
Iron, Ferric	**0.38**	mg/L	0.20		1		05/17/16 00:00	7439-89-6	
4500H+ pH, Electrometric	Analytical Method: SM 4500-H+B								
pH at 25 Degrees C	**4.7**	Std. Units	0.10	0.10	1		05/17/16 00:00		H6
4500S2D Sulfide, Total	Analytical Method: SM 4500-S-2 D								
Sulfide, Total	ND	mg/L	0.050	0.012	1		05/12/16 12:36	18496-25-8	
300.0 IC Anions 28 Days	Analytical Method: EPA 300.0								
Chloride	**322**	mg/L	50.0	25.0	50		05/12/16 19:26	16887-00-6	
Sulfate	**2.5**	mg/L	1.0	0.25	1		05/12/16 19:10	14808-79-8	
350.1 Ammonia	Analytical Method: EPA 350.1								
Nitrogen, Ammonia	ND	mg/L	0.10	0.046	1		05/09/16 20:11	7664-41-7	
353.2 Nitrogen, NO2/NO3 unpres	Analytical Method: EPA 353.2								
Nitrogen, Nitrate	**1.6**	mg/L	0.10	0.012	1		05/06/16 18:07		
Nitrogen, Nitrite	ND	mg/L	0.10	0.010	1		05/06/16 18:07		
Nitrogen, NO2 plus NO3	**1.6**	mg/L	0.10	0.012	1		05/06/16 18:07		
Total Carbon Dioxide Calc	Analytical Method: SM 4500-CO2 D								
Carbon Dioxide Calculation	ND	mg/L	20.0	20.0	1		05/23/16 00:00		
5310C TOC	Analytical Method: SM 5310C								
Total Organic Carbon	**0.31J**	mg/L	1.0	0.054	1		05/12/16 21:37	7440-44-0	B
SM4500P-E, Total Phosphorus	Analytical Method: SM 4500-P E Preparation Method: SM4500-P B								
Phosphate as P04	**0.16**	mg/L	0.030	0.010	1	05/17/16 07:22	05/17/16 12:37		

REPORT OF LABORATORY ANALYSIS

This report shall not be reproduced, except in full,
without the written consent of Pace Analytical Services, Inc..

Pace Analytical Services, Inc.
9608 Loiret Blvd.
Lenexa, KS 66219
(913)599-5665

ANALYTICAL RESULTS

Project: FORT SMITH, AR
Pace Project No.: 60218544

Sample: MW-85-201605 **Lab ID: 60218544016** Collected: 05/05/16 10:25 Received: 05/06/16 09:51 Matrix: Water

Parameters	Results	Units	Report Limit	MDL	DF	Prepared	Analyzed	CAS No.	Qual
Alcohol by Direct Inject GCFID	Analytical Method: EPA 8015 - Alcohol								
2-Chloroethanol	ND	ug/L	10000	1530	1		05/12/16 01:21	107-07-3	
6010 MET ICP	Analytical Method: EPA 6010 Preparation Method: EPA 3010								
Iron	**112**	ug/L	50.0	8.8	1	05/09/16 16:45	05/10/16 12:10	7439-89-6	
Manganese	**43.7**	ug/L	5.0	0.25	1	05/09/16 16:45	05/10/16 12:10	7439-96-5	
8260 MSV	Analytical Method: EPA 5030B/8260								
Acetone	**67.7**	ug/L	10.0	1.9	1		05/10/16 13:29	67-64-1	
Benzene	**0.13J**	ug/L	1.0	0.060	1		05/10/16 13:29	71-43-2	
Bromodichloromethane	**0.36J**	ug/L	1.0	0.19	1		05/10/16 13:29	75-27-4	
Bromoform	**16.0**	ug/L	1.0	0.070	1		05/10/16 13:29	75-25-2	
Bromomethane	**16.2**	ug/L	5.0	0.16	1		05/10/16 13:29	74-83-9	
2-Butanone (MEK)	**3.2J**	ug/L	10.0	0.59	1		05/10/16 13:29	78-93-3	
Carbon disulfide	ND	ug/L	5.0	0.12	1		05/10/16 13:29	75-15-0	
Carbon tetrachloride	ND	ug/L	1.0	0.18	1		05/10/16 13:29	56-23-5	
Chlorobenzene	ND	ug/L	1.0	0.21	1		05/10/16 13:29	108-90-7	
Chloroethane	ND	ug/L	1.0	0.15	1		05/10/16 13:29	75-00-3	
Chloroform	**4.1**	ug/L	1.0	0.14	1		05/10/16 13:29	67-66-3	B
Chloromethane	**27.8**	ug/L	1.0	0.080	1		05/10/16 13:29	74-87-3	
Dibromochloromethane	**0.58J**	ug/L	1.0	0.21	1		05/10/16 13:29	124-48-1	
1,1-Dichloroethane	**0.45J**	ug/L	1.0	0.050	1		05/10/16 13:29	75-34-3	
1,2-Dichloroethane	ND	ug/L	1.0	0.12	1		05/10/16 13:29	107-06-2	
1,1-Dichloroethene	ND	ug/L	1.0	0.20	1		05/10/16 13:29	75-35-4	
cis-1,2-Dichloroethene	**12.0**	ug/L	1.0	0.080	1		05/10/16 13:29	156-59-2	
trans-1,2-Dichloroethene	**1.8**	ug/L	1.0	0.20	1		05/10/16 13:29	156-60-5	
1,2-Dichloropropane	ND	ug/L	1.0	0.16	1		05/10/16 13:29	78-87-5	
cis-1,3-Dichloropropene	ND	ug/L	1.0	0.14	1		05/10/16 13:29	10061-01-5	
trans-1,3-Dichloropropene	ND	ug/L	1.0	0.12	1		05/10/16 13:29	10061-02-6	
Ethylbenzene	ND	ug/L	1.0	0.18	1		05/10/16 13:29	100-41-4	
2-Hexanone	ND	ug/L	10.0	1.2	1		05/10/16 13:29	591-78-6	
Methylene chloride	**4.8**	ug/L	1.0	0.15	1		05/10/16 13:29	75-09-2	B
4-Methyl-2-pentanone (MIBK)	ND	ug/L	10.0	0.42	1		05/10/16 13:29	108-10-1	
Styrene	ND	ug/L	1.0	0.12	1		05/10/16 13:29	100-42-5	
1,1,2,2-Tetrachloroethane	**9.7**	ug/L	1.0	0.15	1		05/10/16 13:29	79-34-5	L1
Tetrachloroethene	**1.6**	ug/L	1.0	0.10	1		05/10/16 13:29	127-18-4	
Toluene	ND	ug/L	1.0	0.17	1		05/10/16 13:29	108-88-3	
1,1,1-Trichloroethane	**7.9**	ug/L	1.0	0.11	1		05/10/16 13:29	71-55-6	
1,1,2-Trichloroethane	**0.27J**	ug/L	1.0	0.20	1		05/10/16 13:29	79-00-5	
Trichloroethene	**678**	ug/L	200	34.0	200		05/09/16 17:13	79-01-6	
Vinyl chloride	**0.82J**	ug/L	1.0	0.13	1		05/10/16 13:29	75-01-4	
Xylene (Total)	ND	ug/L	3.0	0.42	1		05/10/16 13:29	1330-20-7	
Surrogates									
4-Bromofluorobenzene (S)	108	%	77-130		1		05/10/16 13:29	460-00-4	
1,2-Dichloroethane-d4 (S)	96	%	81-127		1		05/10/16 13:29	17060-07-0	
Toluene-d8 (S)	100	%	80-120		1		05/10/16 13:29	2037-26-5	
Preservation pH	**7.0**		0.10	0.10	1		05/10/16 13:29		

REPORT OF LABORATORY ANALYSIS

This report shall not be reproduced, except in full,
without the written consent of Pace Analytical Services, Inc..

Pace Analytical Services, Inc.
9608 Loiret Blvd.
Lenexa, KS 66219
(913)599-5665

ANALYTICAL RESULTS

Project: FORT SMITH, AR
Pace Project No.: 60218544

Sample: MW-85-201605 **Lab ID: 60218544016** Collected: 05/05/16 10:25 Received: 05/06/16 09:51 Matrix: Water

Parameters	Results	Units	Report Limit	MDL	DF	Prepared	Analyzed	CAS No.	Qual
2320B Alkalinity	Analytical Method: SM 2320B								
Alkalinity,Bicarbonate (CaCO3)	**39.0**	mg/L	20.0	2.0	1		05/16/16 12:39		
Alkalinity, Carbonate (CaCO3)	ND	mg/L	20.0	2.0	1		05/16/16 12:39		
Alkalinity, Total as CaCO3	**39.0**	mg/L	20.0	2.0	1		05/16/16 12:39		
Iron, Ferric (Calculation)	Analytical Method: SM 3500-Fe B#4								
Iron, Ferric	ND	mg/L	0.20		1		05/17/16 00:00	7439-89-6	
4500H+ pH, Electrometric	Analytical Method: SM 4500-H+B								
pH at 25 Degrees C	**5.4**	Std. Units	0.10	0.10	1		05/17/16 00:00		H6
4500S2D Sulfide, Total	Analytical Method: SM 4500-S-2 D								
Sulfide, Total	ND	mg/L	0.050	0.012	1		05/12/16 12:36	18496-25-8	
300.0 IC Anions 28 Days	Analytical Method: EPA 300.0								
Chloride	**383**	mg/L	50.0	25.0	50		05/12/16 20:12	16887-00-6	
Sulfate	**1190**	mg/L	100	24.8	100		05/12/16 20:27	14808-79-8	
350.1 Ammonia	Analytical Method: EPA 350.1								
Nitrogen, Ammonia	**0.13**	mg/L	0.10	0.046	1		05/09/16 20:13	7664-41-7	
353.2 Nitrogen, NO2/NO3 unpres	Analytical Method: EPA 353.2								
Nitrogen, Nitrate	**0.29**	mg/L	0.10	0.012	1		05/06/16 17:43		
Nitrogen, Nitrite	ND	mg/L	0.10	0.010	1		05/06/16 17:43		
Nitrogen, NO2 plus NO3	**0.29**	mg/L	0.10	0.012	1		05/06/16 17:43		
Total Carbon Dioxide Calc	Analytical Method: SM 4500-CO2 D								
Carbon Dioxide Calculation	**331**	mg/L	20.0	20.0	1		05/23/16 00:00		
5310C TOC	Analytical Method: SM 5310C								
Total Organic Carbon	**0.76J**	mg/L	1.0	0.054	1		05/12/16 22:15	7440-44-0	B
SM4500P-E, Total Phosphorus	Analytical Method: SM 4500-P E Preparation Method: SM4500-P B								
Phosphate as P04	**0.22**	mg/L	0.030	0.010	1	05/19/16 10:53	05/19/16 15:45		

REPORT OF LABORATORY ANALYSIS

This report shall not be reproduced, except in full,
without the written consent of Pace Analytical Services, Inc..

Pace Analytical Services, Inc.
9608 Loiret Blvd.
Lenexa, KS 66219
(913)599-5665

ANALYTICAL RESULTS

Project: FORT SMITH, AR
Pace Project No.: 60218544

Sample: MW-172-201605 **Lab ID: 60218544017** Collected: 05/05/16 08:35 Received: 05/06/16 09:51 Matrix: Water

Parameters	Results	Units	Report Limit	MDL	DF	Prepared	Analyzed	CAS No.	Qual
Alcohol by Direct Inject GCFID	Analytical Method: EPA 8015 - Alcohol								
2-Chloroethanol	ND	ug/L	10000	1530	1		05/12/16 01:43	107-07-3	
6010 MET ICP	Analytical Method: EPA 6010 Preparation Method: EPA 3010								
Iron	**380**	ug/L	50.0	8.8	1	05/09/16 16:45	05/10/16 12:12	7439-89-6	
Manganese	**35.8**	ug/L	5.0	0.25	1	05/09/16 16:45	05/10/16 12:12	7439-96-5	
8260 MSV	Analytical Method: EPA 5030B/8260								
Acetone	ND	ug/L	10.0	1.9	1		05/12/16 12:36	67-64-1	
Benzene	**0.13J**	ug/L	1.0	0.060	1		05/12/16 12:36	71-43-2	
Bromodichloromethane	ND	ug/L	1.0	0.19	1		05/12/16 12:36	75-27-4	
Bromoform	**1.1**	ug/L	1.0	0.070	1		05/12/16 12:36	75-25-2	
Bromomethane	**0.60J**	ug/L	5.0	0.16	1		05/12/16 12:36	74-83-9	
2-Butanone (MEK)	ND	ug/L	10.0	0.59	1		05/12/16 12:36	78-93-3	
Carbon disulfide	ND	ug/L	5.0	0.12	1		05/12/16 12:36	75-15-0	
Carbon tetrachloride	ND	ug/L	1.0	0.18	1		05/12/16 12:36	56-23-5	
Chlorobenzene	ND	ug/L	1.0	0.21	1		05/12/16 12:36	108-90-7	
Chloroethane	ND	ug/L	1.0	0.15	1		05/12/16 12:36	75-00-3	
Chloroform	**1.3**	ug/L	1.0	0.14	1		05/12/16 12:36	67-66-3	
Chloromethane	**3.0**	ug/L	1.0	0.080	1		05/12/16 12:36	74-87-3	
Dibromochloromethane	ND	ug/L	1.0	0.21	1		05/12/16 12:36	124-48-1	
1,1-Dichloroethane	ND	ug/L	1.0	0.050	1		05/12/16 12:36	75-34-3	
1,2-Dichloroethane	ND	ug/L	1.0	0.12	1		05/12/16 12:36	107-06-2	
1,1-Dichloroethene	ND	ug/L	1.0	0.20	1		05/12/16 12:36	75-35-4	
cis-1,2-Dichloroethene	**13.3**	ug/L	1.0	0.080	1		05/12/16 12:36	156-59-2	
trans-1,2-Dichloroethene	**2.5**	ug/L	1.0	0.20	1		05/12/16 12:36	156-60-5	
1,2-Dichloropropane	ND	ug/L	1.0	0.16	1		05/12/16 12:36	78-87-5	
cis-1,3-Dichloropropene	ND	ug/L	1.0	0.14	1		05/12/16 12:36	10061-01-5	
trans-1,3-Dichloropropene	ND	ug/L	1.0	0.12	1		05/12/16 12:36	10061-02-6	
Ethylbenzene	ND	ug/L	1.0	0.18	1		05/12/16 12:36	100-41-4	
2-Hexanone	ND	ug/L	10.0	1.2	1		05/12/16 12:36	591-78-6	
Methylene chloride	**0.41J**	ug/L	1.0	0.15	1		05/12/16 12:36	75-09-2	
4-Methyl-2-pentanone (MIBK)	ND	ug/L	10.0	0.42	1		05/12/16 12:36	108-10-1	
Styrene	ND	ug/L	1.0	0.12	1		05/12/16 12:36	100-42-5	
1,1,2,2-Tetrachloroethane	**1.2**	ug/L	1.0	0.15	1		05/12/16 12:36	79-34-5	
Tetrachloroethene	**1.4**	ug/L	1.0	0.10	1		05/12/16 12:36	127-18-4	
Toluene	ND	ug/L	1.0	0.17	1		05/12/16 12:36	108-88-3	
1,1,1-Trichloroethane	ND	ug/L	1.0	0.11	1		05/12/16 12:36	71-55-6	
1,1,2-Trichloroethane	**0.28J**	ug/L	1.0	0.20	1		05/12/16 12:36	79-00-5	
Trichloroethene	**2160**	ug/L	25.0	4.2	25		05/12/16 12:50	79-01-6	
Vinyl chloride	ND	ug/L	1.0	0.13	1		05/12/16 12:36	75-01-4	
Xylene (Total)	ND	ug/L	3.0	0.42	1		05/12/16 12:36	1330-20-7	
Surrogates									
4-Bromofluorobenzene (S)	98	%	77-130		1		05/12/16 12:36	460-00-4	
1,2-Dichloroethane-d4 (S)	100	%	81-127		1		05/12/16 12:36	17060-07-0	
Toluene-d8 (S)	101	%	80-120		1		05/12/16 12:36	2037-26-5	
Preservation pH	**1.0**		0.10	0.10	1		05/12/16 12:36		

REPORT OF LABORATORY ANALYSIS

This report shall not be reproduced, except in full,
without the written consent of Pace Analytical Services, Inc..

Pace Analytical Services, Inc.
9608 Loiret Blvd.
Lenexa, KS 66219
(913)599-5665

ANALYTICAL RESULTS

Project: FORT SMITH, AR
Pace Project No.: 60218544

Sample: MW-172-201605 **Lab ID: 60218544017** Collected: 05/05/16 08:35 Received: 05/06/16 09:51 Matrix: Water

Parameters	Results	Units	Report Limit	MDL	DF	Prepared	Analyzed	CAS No.	Qual
2320B Alkalinity	Analytical Method: SM 2320B								
Alkalinity,Bicarbonate (CaCO3)	**38.4**	mg/L	20.0	2.0	1		05/16/16 12:42		
Alkalinity, Carbonate (CaCO3)	ND	mg/L	20.0	2.0	1		05/16/16 12:42		
Alkalinity, Total as CaCO3	**38.4**	mg/L	20.0	2.0	1		05/16/16 12:42		
Iron, Ferric (Calculation)	Analytical Method: SM 3500-Fe B#4								
Iron, Ferric	**0.38**	mg/L	0.20		1		05/17/16 00:00	7439-89-6	
4500H+ pH, Electrometric	Analytical Method: SM 4500-H+B								
pH at 25 Degrees C	**5.1**	Std. Units	0.10	0.10	1		05/17/16 00:00		H6
4500S2D Sulfide, Total	Analytical Method: SM 4500-S-2 D								
Sulfide, Total	ND	mg/L	0.050	0.012	1		05/12/16 12:37	18496-25-8	
300.0 IC Anions 28 Days	Analytical Method: EPA 300.0								
Chloride	**333**	mg/L	50.0	25.0	50		05/12/16 20:43	16887-00-6	
Sulfate	**434**	mg/L	50.0	12.4	50		05/12/16 20:43	14808-79-8	
350.1 Ammonia	Analytical Method: EPA 350.1								
Nitrogen, Ammonia	**0.051J**	mg/L	0.10	0.046	1		05/09/16 20:14	7664-41-7	
353.2 Nitrogen, NO2/NO3 unpres	Analytical Method: EPA 353.2								
Nitrogen, Nitrate	**1.3**	mg/L	0.10	0.012	1		05/06/16 17:37		
Nitrogen, Nitrite	ND	mg/L	0.10	0.010	1		05/06/16 17:37		
Nitrogen, NO2 plus NO3	**1.3**	mg/L	0.10	0.012	1		05/06/16 17:37		
Total Carbon Dioxide Calc	Analytical Method: SM 4500-CO2 D								
Carbon Dioxide Calculation	**687**	mg/L	20.0	20.0	1		05/23/16 00:00		
5310C TOC	Analytical Method: SM 5310C								
Total Organic Carbon	**0.45J**	mg/L	1.0	0.054	1		05/12/16 22:28	7440-44-0	B
SM4500P-E, Total Phosphorus	Analytical Method: SM 4500-P E Preparation Method: SM4500-P B								
Phosphate as P04	**0.12**	mg/L	0.030	0.010	1	05/19/16 10:53	05/19/16 15:45		

REPORT OF LABORATORY ANALYSIS

This report shall not be reproduced, except in full,
without the written consent of Pace Analytical Services, Inc..

Pace Analytical Services, Inc.
9608 Loiret Blvd.
Lenexa, KS 66219
(913)599-5665

ANALYTICAL RESULTS

Project: FORT SMITH, AR
Pace Project No.: 60218544

Sample: ITMW-7-201605 **Lab ID: 60218544018** Collected: 05/05/16 08:20 Received: 05/06/16 09:51 Matrix: Water

Parameters	Results	Units	Report Limit	MDL	DF	Prepared	Analyzed	CAS No.	Qual
Alcohol by Direct Inject GCFID	Analytical Method: EPA 8015 - Alcohol								
2-Chloroethanol	ND	ug/L	10000	1530	1		05/12/16 01:55	107-07-3	
6010 MET ICP	Analytical Method: EPA 6010 Preparation Method: EPA 3010								
Iron	**30.6J**	ug/L	50.0	8.8	1	05/09/16 16:45	05/10/16 12:15	7439-89-6	
Manganese	**76.3**	ug/L	5.0	0.25	1	05/09/16 16:45	05/10/16 12:15	7439-96-5	
8260 MSV	Analytical Method: EPA 5030B/8260								
Acetone	ND	ug/L	10.0	1.9	1		05/12/16 09:15	67-64-1	
Benzene	ND	ug/L	1.0	0.060	1		05/12/16 09:15	71-43-2	
Bromodichloromethane	ND	ug/L	1.0	0.19	1		05/12/16 09:15	75-27-4	
Bromoform	ND	ug/L	1.0	0.070	1		05/12/16 09:15	75-25-2	
Bromomethane	ND	ug/L	5.0	0.16	1		05/12/16 09:15	74-83-9	
2-Butanone (MEK)	ND	ug/L	10.0	0.59	1		05/12/16 09:15	78-93-3	
Carbon disulfide	ND	ug/L	5.0	0.12	1		05/12/16 09:15	75-15-0	
Carbon tetrachloride	ND	ug/L	1.0	0.18	1		05/12/16 09:15	56-23-5	
Chlorobenzene	**1.2**	ug/L	1.0	0.21	1		05/12/16 09:15	108-90-7	
Chloroethane	ND	ug/L	1.0	0.15	1		05/12/16 09:15	75-00-3	
Chloroform	ND	ug/L	1.0	0.14	1		05/12/16 09:15	67-66-3	
Chloromethane	ND	ug/L	1.0	0.080	1		05/12/16 09:15	74-87-3	
Dibromochloromethane	ND	ug/L	1.0	0.21	1		05/12/16 09:15	124-48-1	
1,1-Dichloroethane	ND	ug/L	1.0	0.050	1		05/12/16 09:15	75-34-3	
1,2-Dichloroethane	ND	ug/L	1.0	0.12	1		05/12/16 09:15	107-06-2	
1,1-Dichloroethene	ND	ug/L	1.0	0.20	1		05/12/16 09:15	75-35-4	
cis-1,2-Dichloroethene	**8.7**	ug/L	1.0	0.080	1		05/12/16 09:15	156-59-2	
trans-1,2-Dichloroethene	ND	ug/L	1.0	0.20	1		05/12/16 09:15	156-60-5	
1,2-Dichloropropane	ND	ug/L	1.0	0.16	1		05/12/16 09:15	78-87-5	
cis-1,3-Dichloropropene	ND	ug/L	1.0	0.14	1		05/12/16 09:15	10061-01-5	
trans-1,3-Dichloropropene	ND	ug/L	1.0	0.12	1		05/12/16 09:15	10061-02-6	
Ethylbenzene	ND	ug/L	1.0	0.18	1		05/12/16 09:15	100-41-4	
2-Hexanone	ND	ug/L	10.0	1.2	1		05/12/16 09:15	591-78-6	
Methylene chloride	ND	ug/L	1.0	0.15	1		05/12/16 09:15	75-09-2	
4-Methyl-2-pentanone (MIBK)	ND	ug/L	10.0	0.42	1		05/12/16 09:15	108-10-1	
Styrene	ND	ug/L	1.0	0.12	1		05/12/16 09:15	100-42-5	
1,1,2,2-Tetrachloroethane	ND	ug/L	1.0	0.15	1		05/12/16 09:15	79-34-5	
Tetrachloroethene	ND	ug/L	1.0	0.10	1		05/12/16 09:15	127-18-4	
Toluene	ND	ug/L	1.0	0.17	1		05/12/16 09:15	108-88-3	
1,1,1-Trichloroethane	ND	ug/L	1.0	0.11	1		05/12/16 09:15	71-55-6	
1,1,2-Trichloroethane	ND	ug/L	1.0	0.20	1		05/12/16 09:15	79-00-5	
Trichloroethene	**33.8**	ug/L	1.0	0.17	1		05/12/16 09:15	79-01-6	
Vinyl chloride	ND	ug/L	1.0	0.13	1		05/12/16 09:15	75-01-4	
Xylene (Total)	ND	ug/L	3.0	0.42	1		05/12/16 09:15	1330-20-7	
Surrogates									
4-Bromofluorobenzene (S)	98	%	77-130		1		05/12/16 09:15	460-00-4	
1,2-Dichloroethane-d4 (S)	94	%	81-127		1		05/12/16 09:15	17060-07-0	
Toluene-d8 (S)	102	%	80-120		1		05/12/16 09:15	2037-26-5	
Preservation pH	**1.0**		0.10	0.10	1		05/12/16 09:15		

REPORT OF LABORATORY ANALYSIS

This report shall not be reproduced, except in full,
without the written consent of Pace Analytical Services, Inc..

Pace Analytical Services, Inc.
9608 Loiret Blvd.
Lenexa, KS 66219
(913)599-5665

ANALYTICAL RESULTS

Project: FORT SMITH, AR
Pace Project No.: 60218544

Sample: ITMW-7-201605 **Lab ID: 60218544018** Collected: 05/05/16 08:20 Received: 05/06/16 09:51 Matrix: Water

Parameters	Results	Units	Report Limit	MDL	DF	Prepared	Analyzed	CAS No.	Qual
2320B Alkalinity	Analytical Method: SM 2320B								
Alkalinity,Bicarbonate (CaCO3)	ND	mg/L	20.0	2.0	1		05/17/16 09:06		
Alkalinity, Carbonate (CaCO3)	ND	mg/L	20.0	2.0	1		05/17/16 09:06		
Alkalinity, Total as CaCO3	ND	mg/L	20.0	2.0	1		05/17/16 09:06		
Iron, Ferric (Calculation)	Analytical Method: SM 3500-Fe B#4								
Iron, Ferric	ND	mg/L	0.20		1		05/17/16 00:00	7439-89-6	
4500H+ pH, Electrometric	Analytical Method: SM 4500-H+B								
pH at 25 Degrees C	**5.1**	Std. Units	0.10	0.10	1		05/17/16 00:00		H6
4500S2D Sulfide, Total	Analytical Method: SM 4500-S-2 D								
Sulfide, Total	ND	mg/L	0.050	0.012	1		05/12/16 12:37	18496-25-8	
300.0 IC Anions 28 Days	Analytical Method: EPA 300.0								
Chloride	**257**	mg/L	20.0	10.0	20		05/12/16 21:14	16887-00-6	
Sulfate	**9.5**	mg/L	1.0	0.25	1		05/12/16 20:58	14808-79-8	
350.1 Ammonia	Analytical Method: EPA 350.1								
Nitrogen, Ammonia	**0.088J**	mg/L	0.10	0.046	1		05/09/16 20:15	7664-41-7	
353.2 Nitrogen, NO2/NO3 unpres	Analytical Method: EPA 353.2								
Nitrogen, Nitrate	**2.9**	mg/L	0.10	0.012	1		05/06/16 17:35		
Nitrogen, Nitrite	ND	mg/L	0.10	0.010	1		05/06/16 17:35		
Nitrogen, NO2 plus NO3	**2.9**	mg/L	0.10	0.012	1		05/06/16 17:35		
Total Carbon Dioxide Calc	Analytical Method: SM 4500-CO2 D								
Carbon Dioxide Calculation	ND	mg/L	20.0	20.0	1		05/23/16 00:00		
5310C TOC	Analytical Method: SM 5310C								
Total Organic Carbon	**0.36J**	mg/L	1.0	0.054	1		05/12/16 22:41	7440-44-0	B
SM4500P-E, Total Phosphorus	Analytical Method: SM 4500-P E Preparation Method: SM4500-P B								
Phosphate as P04	**0.073**	mg/L	0.030	0.010	1	05/19/16 10:53	05/19/16 15:47		

REPORT OF LABORATORY ANALYSIS

This report shall not be reproduced, except in full,
without the written consent of Pace Analytical Services, Inc..

Pace Analytical Services, Inc.
9608 Loiret Blvd.
Lenexa, KS 66219
(913)599-5665

ANALYTICAL RESULTS

Project: FORT SMITH, AR
Pace Project No.: 60218544

Sample: ITMW-17-201605 **Lab ID: 60218544019** Collected: 05/05/16 08:45 Received: 05/06/16 09:51 Matrix: Water

Parameters	Results	Units	Report Limit	MDL	DF	Prepared	Analyzed	CAS No.	Qual
Alcohol by Direct Inject GCFID	Analytical Method: EPA 8015 - Alcohol								
2-Chloroethanol	ND	ug/L	10000	1530	1		05/12/16 10:33	107-07-3	
6010 MET ICP	Analytical Method: EPA 6010 Preparation Method: EPA 3010								
Iron	**76.2**	ug/L	50.0	8.8	1	05/09/16 16:45	05/10/16 12:17	7439-89-6	
Manganese	**304**	ug/L	5.0	0.25	1	05/09/16 16:45	05/10/16 12:17	7439-96-5	
8260 MSV	Analytical Method: EPA 5030B/8260								
Acetone	**14.2**	ug/L	10.0	1.9	1		05/12/16 16:20	67-64-1	B
Benzene	**0.19J**	ug/L	1.0	0.060	1		05/12/16 16:20	71-43-2	
Bromodichloromethane	**1.0**	ug/L	1.0	0.19	1		05/12/16 16:20	75-27-4	
Bromoform	**1.5**	ug/L	1.0	0.070	1		05/12/16 16:20	75-25-2	
Bromomethane	ND	ug/L	5.0	0.16	1		05/12/16 16:20	74-83-9	
2-Butanone (MEK)	ND	ug/L	10.0	0.59	1		05/12/16 16:20	78-93-3	
Carbon disulfide	**1.3J**	ug/L	5.0	0.12	1		05/12/16 16:20	75-15-0	
Carbon tetrachloride	ND	ug/L	1.0	0.18	1		05/12/16 16:20	56-23-5	
Chlorobenzene	ND	ug/L	1.0	0.21	1		05/12/16 16:20	108-90-7	
Chloroethane	ND	ug/L	1.0	0.15	1		05/12/16 16:20	75-00-3	
Chloroform	**20.3**	ug/L	1.0	0.14	1		05/12/16 16:20	67-66-3	
Chloromethane	**4.1**	ug/L	1.0	0.080	1		05/12/16 16:20	74-87-3	
Dibromochloromethane	ND	ug/L	1.0	0.21	1		05/12/16 16:20	124-48-1	
1,1-Dichloroethane	**7.1**	ug/L	1.0	0.050	1		05/12/16 16:20	75-34-3	
1,2-Dichloroethane	**0.73J**	ug/L	1.0	0.12	1		05/12/16 16:20	107-06-2	
1,1-Dichloroethene	**35.8**	ug/L	1.0	0.20	1		05/12/16 16:20	75-35-4	
cis-1,2-Dichloroethene	**77.7**	ug/L	50.0	4.0	50		05/12/16 13:19	156-59-2	
trans-1,2-Dichloroethene	ND	ug/L	50.0	10.0	50		05/12/16 13:19	156-60-5	
1,2-Dichloropropane	ND	ug/L	1.0	0.16	1		05/12/16 16:20	78-87-5	
cis-1,3-Dichloropropene	ND	ug/L	1.0	0.14	1		05/12/16 16:20	10061-01-5	
trans-1,3-Dichloropropene	ND	ug/L	1.0	0.12	1		05/12/16 16:20	10061-02-6	
Ethylbenzene	ND	ug/L	1.0	0.18	1		05/12/16 16:20	100-41-4	
2-Hexanone	ND	ug/L	10.0	1.2	1		05/12/16 16:20	591-78-6	
Methylene chloride	**9.4**	ug/L	1.0	0.15	1		05/12/16 16:20	75-09-2	
4-Methyl-2-pentanone (MIBK)	ND	ug/L	10.0	0.42	1		05/12/16 16:20	108-10-1	
Styrene	ND	ug/L	1.0	0.12	1		05/12/16 16:20	100-42-5	
1,1,2,2-Tetrachloroethane	**116**	ug/L	1.0	0.15	1		05/12/16 16:20	79-34-5	
Tetrachloroethene	**27.4**	ug/L	1.0	0.10	1		05/12/16 16:20	127-18-4	
Toluene	**3.7**	ug/L	1.0	0.17	1		05/12/16 16:20	108-88-3	
1,1,1-Trichloroethane	**11.7**	ug/L	1.0	0.11	1		05/12/16 16:20	71-55-6	
1,1,2-Trichloroethane	**1.9**	ug/L	1.0	0.20	1		05/12/16 16:20	79-00-5	
Trichloroethene	**2720**	ug/L	50.0	8.5	50		05/12/16 13:19	79-01-6	
Vinyl chloride	ND	ug/L	50.0	6.5	50		05/12/16 13:19	75-01-4	
Xylene (Total)	ND	ug/L	3.0	0.42	1		05/12/16 16:20	1330-20-7	
Surrogates									
4-Bromofluorobenzene (S)	100	%	77-130		1		05/12/16 16:20	460-00-4	
1,2-Dichloroethane-d4 (S)	103	%	81-127		1		05/12/16 16:20	17060-07-0	
Toluene-d8 (S)	96	%	80-120		1		05/12/16 16:20	2037-26-5	
Preservation pH	**1.0**		0.10	0.10	1		05/12/16 16:20		

REPORT OF LABORATORY ANALYSIS

This report shall not be reproduced, except in full,
without the written consent of Pace Analytical Services, Inc..

Pace Analytical Services, Inc.
9608 Loiret Blvd.
Lenexa, KS 66219
(913)599-5665

ANALYTICAL RESULTS

Project: FORT SMITH, AR
Pace Project No.: 60218544

Sample: ITMW-17-201605 **Lab ID: 60218544019** Collected: 05/05/16 08:45 Received: 05/06/16 09:51 Matrix: Water

Parameters	Results	Units	Report Limit	MDL	DF	Prepared	Analyzed	CAS No.	Qual
2320B Alkalinity	Analytical Method: SM 2320B								
Alkalinity,Bicarbonate (CaCO3)	ND	mg/L	20.0	2.0	1		05/17/16 09:09		
Alkalinity, Carbonate (CaCO3)	ND	mg/L	20.0	2.0	1		05/17/16 09:09		
Alkalinity, Total as CaCO3	ND	mg/L	20.0	2.0	1		05/17/16 09:09		
Iron, Ferric (Calculation)	Analytical Method: SM 3500-Fe B#4								
Iron, Ferric	ND	mg/L	0.20		1		05/17/16 00:00	7439-89-6	
4500H+ pH, Electrometric	Analytical Method: SM 4500-H+B								
pH at 25 Degrees C	**5.0**	Std. Units	0.10	0.10	1		05/17/16 00:00		H6
4500S2D Sulfide, Total	Analytical Method: SM 4500-S-2 D								
Sulfide, Total	ND	mg/L	0.050	0.012	1		05/12/16 12:37	18496-25-8	
300.0 IC Anions 28 Days	Analytical Method: EPA 300.0								
Chloride	**258**	mg/L	20.0	10.0	20		05/12/16 21:29	16887-00-6	
Sulfate	**204**	mg/L	20.0	5.0	20		05/12/16 21:29	14808-79-8	
350.1 Ammonia	Analytical Method: EPA 350.1								
Nitrogen, Ammonia	ND	mg/L	0.10	0.046	1		05/09/16 20:17	7664-41-7	
353.2 Nitrogen, NO2/NO3 unpres	Analytical Method: EPA 353.2								
Nitrogen, Nitrate	**0.53**	mg/L	0.10	0.012	1		05/06/16 17:38		
Nitrogen, Nitrite	ND	mg/L	0.10	0.010	1		05/06/16 17:38		
Nitrogen, NO2 plus NO3	**0.53**	mg/L	0.10	0.012	1		05/06/16 17:38		
Total Carbon Dioxide Calc	Analytical Method: SM 4500-CO2 D								
Carbon Dioxide Calculation	ND	mg/L	20.0	20.0	1		05/23/16 00:00		
5310C TOC	Analytical Method: SM 5310C								
Total Organic Carbon	**0.37J**	mg/L	1.0	0.054	1		05/12/16 22:53	7440-44-0	B
SM4500P-E, Total Phosphorus	Analytical Method: SM 4500-P E Preparation Method: SM4500-P B								
Phosphate as P04	**0.040**	mg/L	0.030	0.010	1	05/19/16 10:53	05/19/16 15:48		

REPORT OF LABORATORY ANALYSIS

This report shall not be reproduced, except in full,
without the written consent of Pace Analytical Services, Inc..

Pace Analytical Services, Inc.
9608 Loiret Blvd.
Lenexa, KS 66219
(913)599-5665

ANALYTICAL RESULTS

Project: FORT SMITH, AR
Pace Project No.: 60218544

Sample: ITMW-19-201605 **Lab ID: 60218544020** Collected: 05/05/16 15:35 Received: 05/06/16 09:51 Matrix: Water

Parameters	Results	Units	Report Limit	MDL	DF	Prepared	Analyzed	CAS No.	Qual
Alcohol by Direct Inject GCFID	Analytical Method: EPA 8015 - Alcohol								
2-Chloroethanol	ND	ug/L	10000	1530	1		05/12/16 10:44	107-07-3	
6010 MET ICP	Analytical Method: EPA 6010 Preparation Method: EPA 3010								
Iron	**12.3J**	ug/L	50.0	8.8	1	05/09/16 16:45	05/10/16 12:19	7439-89-6	
Manganese	**32.8**	ug/L	5.0	0.25	1	05/09/16 16:45	05/10/16 12:19	7439-96-5	
8260 MSV	Analytical Method: EPA 5030B/8260								
Acetone	**16.2**	ug/L	10.0	1.9	1		05/09/16 16:16	67-64-1	
Benzene	ND	ug/L	1.0	0.060	1		05/09/16 16:16	71-43-2	
Bromodichloromethane	ND	ug/L	1.0	0.19	1		05/09/16 16:16	75-27-4	
Bromoform	**0.71J**	ug/L	1.0	0.070	1		05/09/16 16:16	75-25-2	
Bromomethane	**0.42J**	ug/L	5.0	0.16	1		05/09/16 16:16	74-83-9	
2-Butanone (MEK)	ND	ug/L	10.0	0.59	1		05/09/16 16:16	78-93-3	
Carbon disulfide	ND	ug/L	5.0	0.12	1		05/09/16 16:16	75-15-0	
Carbon tetrachloride	ND	ug/L	1.0	0.18	1		05/09/16 16:16	56-23-5	
Chlorobenzene	ND	ug/L	1.0	0.21	1		05/09/16 16:16	108-90-7	
Chloroethane	ND	ug/L	1.0	0.15	1		05/09/16 16:16	75-00-3	
Chloroform	**0.25J**	ug/L	1.0	0.14	1		05/09/16 16:16	67-66-3	
Chloromethane	ND	ug/L	1.0	0.080	1		05/09/16 16:16	74-87-3	
Dibromochloromethane	ND	ug/L	1.0	0.21	1		05/09/16 16:16	124-48-1	
1,1-Dichloroethane	ND	ug/L	1.0	0.050	1		05/09/16 16:16	75-34-3	
1,2-Dichloroethane	ND	ug/L	1.0	0.12	1		05/09/16 16:16	107-06-2	
1,1-Dichloroethene	ND	ug/L	1.0	0.20	1		05/09/16 16:16	75-35-4	
cis-1,2-Dichloroethene	**0.28J**	ug/L	1.0	0.080	1		05/09/16 16:16	156-59-2	
trans-1,2-Dichloroethene	ND	ug/L	1.0	0.20	1		05/09/16 16:16	156-60-5	
1,2-Dichloropropane	ND	ug/L	1.0	0.16	1		05/09/16 16:16	78-87-5	
cis-1,3-Dichloropropene	ND	ug/L	1.0	0.14	1		05/09/16 16:16	10061-01-5	
trans-1,3-Dichloropropene	ND	ug/L	1.0	0.12	1		05/09/16 16:16	10061-02-6	
Ethylbenzene	ND	ug/L	1.0	0.18	1		05/09/16 16:16	100-41-4	
2-Hexanone	ND	ug/L	10.0	1.2	1		05/09/16 16:16	591-78-6	
Methylene chloride	ND	ug/L	1.0	0.15	1		05/09/16 16:16	75-09-2	
4-Methyl-2-pentanone (MIBK)	ND	ug/L	10.0	0.42	1		05/09/16 16:16	108-10-1	
Styrene	ND	ug/L	1.0	0.12	1		05/09/16 16:16	100-42-5	
1,1,2,2-Tetrachloroethane	ND	ug/L	1.0	0.15	1		05/09/16 16:16	79-34-5	
Tetrachloroethene	**0.15J**	ug/L	1.0	0.10	1		05/09/16 16:16	127-18-4	
Toluene	ND	ug/L	1.0	0.17	1		05/09/16 16:16	108-88-3	
1,1,1-Trichloroethane	ND	ug/L	1.0	0.11	1		05/09/16 16:16	71-55-6	
1,1,2-Trichloroethane	ND	ug/L	1.0	0.20	1		05/09/16 16:16	79-00-5	
Trichloroethene	**105**	ug/L	1.0	0.17	1		05/09/16 16:16	79-01-6	
Vinyl chloride	ND	ug/L	1.0	0.13	1		05/09/16 16:16	75-01-4	
Xylene (Total)	ND	ug/L	3.0	0.42	1		05/09/16 16:16	1330-20-7	
Surrogates									
4-Bromofluorobenzene (S)	100	%	77-130		1		05/09/16 16:16	460-00-4	
1,2-Dichloroethane-d4 (S)	107	%	81-127		1		05/09/16 16:16	17060-07-0	
Toluene-d8 (S)	96	%	80-120		1		05/09/16 16:16	2037-26-5	
Preservation pH	**3.0**		0.10	0.10	1		05/09/16 16:16		

REPORT OF LABORATORY ANALYSIS

This report shall not be reproduced, except in full,
without the written consent of Pace Analytical Services, Inc..

Pace Analytical Services, Inc.
9608 Loiret Blvd.
Lenexa, KS 66219
(913)599-5665

ANALYTICAL RESULTS

Project: FORT SMITH, AR
Pace Project No.: 60218544

Sample: ITMW-19-201605 **Lab ID: 60218544020** Collected: 05/05/16 15:35 Received: 05/06/16 09:51 Matrix: Water

Parameters	Results	Units	Report Limit	MDL	DF	Prepared	Analyzed	CAS No.	Qual
2320B Alkalinity	Analytical Method: SM 2320B								
Alkalinity,Bicarbonate (CaCO3)	**294**	mg/L	20.0	2.0	1		05/17/16 09:15		
Alkalinity, Carbonate (CaCO3)	ND	mg/L	20.0	2.0	1		05/17/16 09:15		
Alkalinity, Total as CaCO3	**294**	mg/L	20.0	2.0	1		05/17/16 09:15		
Iron, Ferric (Calculation)	Analytical Method: SM 3500-Fe B#4								
Iron, Ferric	ND	mg/L	0.20		1		05/17/16 00:00	7439-89-6	
4500H+ pH, Electrometric	Analytical Method: SM 4500-H+B								
pH at 25 Degrees C	**6.3**	Std. Units	0.10	0.10	1		05/17/16 00:00		H6
4500S2D Sulfide, Total	Analytical Method: SM 4500-S-2 D								
Sulfide, Total	ND	mg/L	0.050	0.012	1		05/12/16 12:38	18496-25-8	
300.0 IC Anions 28 Days	Analytical Method: EPA 300.0								
Chloride	**297**	mg/L	50.0	25.0	50		05/12/16 22:15	16887-00-6	
Sulfate	**4720**	mg/L	500	124	500		05/12/16 23:32	14808-79-8	
350.1 Ammonia	Analytical Method: EPA 350.1								
Nitrogen, Ammonia	**0.13**	mg/L	0.10	0.046	1		05/09/16 20:18	7664-41-7	
353.2 Nitrogen, NO2/NO3 unpres	Analytical Method: EPA 353.2								
Nitrogen, Nitrate	**4.6**	mg/L	0.10	0.012	1		05/06/16 18:15		
Nitrogen, Nitrite	ND	mg/L	0.10	0.010	1		05/06/16 18:15		
Nitrogen, NO2 plus NO3	**4.6**	mg/L	0.10	0.012	1		05/06/16 18:15		
Total Carbon Dioxide Calc	Analytical Method: SM 4500-CO2 D								
Carbon Dioxide Calculation	**528**	mg/L	20.0	20.0	1		05/23/16 00:00		
5310C TOC	Analytical Method: SM 5310C								
Total Organic Carbon	**0.44J**	mg/L	1.0	0.054	1		05/12/16 23:06	7440-44-0	B
SM4500P-E, Total Phosphorus	Analytical Method: SM 4500-P E Preparation Method: SM4500-P B								
Phosphate as P04	**0.89**	mg/L	0.030	0.010	1	05/19/16 10:53	05/19/16 15:50		

REPORT OF LABORATORY ANALYSIS

This report shall not be reproduced, except in full,
without the written consent of Pace Analytical Services, Inc..

Pace Analytical Services, Inc.
9608 Loiret Blvd.
Lenexa, KS 66219
(913)599-5665

ANALYTICAL RESULTS

Project: FORT SMITH, AR
Pace Project No.: 60218544

Sample: ITMW-13-201605 **Lab ID: 60218544021** Collected: 05/05/16 11:50 Received: 05/06/16 09:51 Matrix: Water

Parameters	Results	Units	Report Limit	MDL	DF	Prepared	Analyzed	CAS No.	Qual
Alcohol by Direct Inject GCFID	Analytical Method: EPA 8015 - Alcohol								
2-Chloroethanol	ND	ug/L	10000	1530	1		05/12/16 10:56	107-07-3	
6010 MET ICP	Analytical Method: EPA 6010 Preparation Method: EPA 3010								
Iron	**204**	ug/L	50.0	8.8	1	05/09/16 16:50	05/10/16 11:49	7439-89-6	
Manganese	**11.6**	ug/L	5.0	0.25	1	05/09/16 16:50	05/10/16 11:49	7439-96-5	B
8260 MSV	Analytical Method: EPA 5030B/8260								
Acetone	ND	ug/L	10.0	1.9	1		05/12/16 10:55	67-64-1	
Benzene	ND	ug/L	1.0	0.060	1		05/12/16 10:55	71-43-2	
Bromodichloromethane	ND	ug/L	1.0	0.19	1		05/12/16 10:55	75-27-4	
Bromoform	ND	ug/L	1.0	0.070	1		05/12/16 10:55	75-25-2	
Bromomethane	ND	ug/L	5.0	0.16	1		05/12/16 10:55	74-83-9	
2-Butanone (MEK)	ND	ug/L	10.0	0.59	1		05/12/16 10:55	78-93-3	
Carbon disulfide	ND	ug/L	5.0	0.12	1		05/12/16 10:55	75-15-0	
Carbon tetrachloride	ND	ug/L	1.0	0.18	1		05/12/16 10:55	56-23-5	
Chlorobenzene	ND	ug/L	1.0	0.21	1		05/12/16 10:55	108-90-7	
Chloroethane	ND	ug/L	1.0	0.15	1		05/12/16 10:55	75-00-3	
Chloroform	ND	ug/L	1.0	0.14	1		05/12/16 10:55	67-66-3	
Chloromethane	ND	ug/L	1.0	0.080	1		05/12/16 10:55	74-87-3	
Dibromochloromethane	ND	ug/L	1.0	0.21	1		05/12/16 10:55	124-48-1	
1,1-Dichloroethane	ND	ug/L	1.0	0.050	1		05/12/16 10:55	75-34-3	
1,2-Dichloroethane	ND	ug/L	1.0	0.12	1		05/12/16 10:55	107-06-2	
1,1-Dichloroethene	**0.23J**	ug/L	1.0	0.20	1		05/12/16 10:55	75-35-4	
cis-1,2-Dichloroethene	**20.8**	ug/L	1.0	0.080	1		05/12/16 10:55	156-59-2	
trans-1,2-Dichloroethene	ND	ug/L	1.0	0.20	1		05/12/16 10:55	156-60-5	
1,2-Dichloropropane	ND	ug/L	1.0	0.16	1		05/12/16 10:55	78-87-5	
cis-1,3-Dichloropropene	ND	ug/L	1.0	0.14	1		05/12/16 10:55	10061-01-5	
trans-1,3-Dichloropropene	ND	ug/L	1.0	0.12	1		05/12/16 10:55	10061-02-6	
Ethylbenzene	ND	ug/L	1.0	0.18	1		05/12/16 10:55	100-41-4	
2-Hexanone	ND	ug/L	10.0	1.2	1		05/12/16 10:55	591-78-6	
Methylene chloride	ND	ug/L	1.0	0.15	1		05/12/16 10:55	75-09-2	
4-Methyl-2-pentanone (MIBK)	ND	ug/L	10.0	0.42	1		05/12/16 10:55	108-10-1	
Styrene	ND	ug/L	1.0	0.12	1		05/12/16 10:55	100-42-5	
1,1,2,2-Tetrachloroethane	ND	ug/L	1.0	0.15	1		05/12/16 10:55	79-34-5	
Tetrachloroethene	ND	ug/L	1.0	0.10	1		05/12/16 10:55	127-18-4	
Toluene	ND	ug/L	1.0	0.17	1		05/12/16 10:55	108-88-3	
1,1,1-Trichloroethane	ND	ug/L	1.0	0.11	1		05/12/16 10:55	71-55-6	
1,1,2-Trichloroethane	ND	ug/L	1.0	0.20	1		05/12/16 10:55	79-00-5	
Trichloroethene	**41.9**	ug/L	1.0	0.17	1		05/12/16 10:55	79-01-6	
Vinyl chloride	**0.17J**	ug/L	1.0	0.13	1		05/12/16 10:55	75-01-4	
Xylene (Total)	ND	ug/L	3.0	0.42	1		05/12/16 10:55	1330-20-7	
Surrogates									
4-Bromofluorobenzene (S)	98	%	77-130		1		05/12/16 10:55	460-00-4	
1,2-Dichloroethane-d4 (S)	99	%	81-127		1		05/12/16 10:55	17060-07-0	
Toluene-d8 (S)	104	%	80-120		1		05/12/16 10:55	2037-26-5	
Preservation pH	**1.0**		0.10	0.10	1		05/12/16 10:55		

REPORT OF LABORATORY ANALYSIS

This report shall not be reproduced, except in full,
without the written consent of Pace Analytical Services, Inc..

Pace Analytical Services, Inc.
9608 Loiret Blvd.
Lenexa, KS 66219
(913)599-5665

ANALYTICAL RESULTS

Project: FORT SMITH, AR
Pace Project No.: 60218544

Sample: ITMW-13-201605 **Lab ID: 60218544021** Collected: 05/05/16 11:50 Received: 05/06/16 09:51 Matrix: Water

Parameters	Results	Units	Report Limit	MDL	DF	Prepared	Analyzed	CAS No.	Qual
2320B Alkalinity	Analytical Method: SM 2320B								
Alkalinity,Bicarbonate (CaCO3)	**69.8**	mg/L	20.0	2.0	1		05/17/16 09:19		
Alkalinity, Carbonate (CaCO3)	ND	mg/L	20.0	2.0	1		05/17/16 09:19		
Alkalinity, Total as CaCO3	**69.8**	mg/L	20.0	2.0	1		05/17/16 09:19		
Iron, Ferric (Calculation)	Analytical Method: SM 3500-Fe B#4								
Iron, Ferric	ND	mg/L	0.20		1		05/17/16 00:00	7439-89-6	
4500H+ pH, Electrometric	Analytical Method: SM 4500-H+B								
pH at 25 Degrees C	**6.2**	Std. Units	0.10	0.10	1		05/17/16 00:00		H6
4500S2D Sulfide, Total	Analytical Method: SM 4500-S-2 D								
Sulfide, Total	ND	mg/L	0.050	0.012	1		05/12/16 12:38	18496-25-8	
300.0 IC Anions 28 Days	Analytical Method: EPA 300.0								
Chloride	**19.1**	mg/L	2.0	1.0	2		05/13/16 00:34	16887-00-6	
Sulfate	**6.4**	mg/L	1.0	0.25	1		05/13/16 00:18	14808-79-8	
350.1 Ammonia	Analytical Method: EPA 350.1								
Nitrogen, Ammonia	ND	mg/L	0.10	0.046	1		05/09/16 20:24	7664-41-7	
353.2 Nitrogen, NO2/NO3 unpres	Analytical Method: EPA 353.2								
Nitrogen, Nitrate	**0.13**	mg/L	0.10	0.012	1		05/06/16 17:52		
Nitrogen, Nitrite	ND	mg/L	0.10	0.010	1		05/06/16 17:52		
Nitrogen, NO2 plus NO3	**0.13**	mg/L	0.10	0.012	1		05/06/16 17:52		
Total Carbon Dioxide Calc	Analytical Method: SM 4500-CO2 D								
Carbon Dioxide Calculation	**152**	mg/L	20.0	20.0	1		05/23/16 00:00		
5310C TOC	Analytical Method: SM 5310C								
Total Organic Carbon	**0.73J**	mg/L	1.0	0.054	1		05/16/16 12:03	7440-44-0	B
SM4500P-E, Total Phosphorus	Analytical Method: SM 4500-P E Preparation Method: SM4500-P B								
Phosphate as P04	**0.095**	mg/L	0.030	0.010	1	05/19/16 10:53	05/19/16 15:50		

REPORT OF LABORATORY ANALYSIS

This report shall not be reproduced, except in full,
without the written consent of Pace Analytical Services, Inc..

Pace Analytical Services, Inc.
9608 Loiret Blvd.
Lenexa, KS 66219
(913)599-5665

ANALYTICAL RESULTS

Project: FORT SMITH, AR
Pace Project No.: 60218544

Sample: ITMW-14-201605 **Lab ID: 60218544022** Collected: 05/05/16 10:10 Received: 05/06/16 09:51 Matrix: Water

Parameters	Results	Units	Report Limit	MDL	DF	Prepared	Analyzed	CAS No.	Qual
Alcohol by Direct Inject GCFID	Analytical Method: EPA 8015 - Alcohol								
2-Chloroethanol	ND	ug/L	10000	1530	1		05/12/16 11:07	107-07-3	
6010 MET ICP	Analytical Method: EPA 6010 Preparation Method: EPA 3010								
Iron	**638**	ug/L	50.0	8.8	1	05/09/16 16:50	05/10/16 11:52	7439-89-6	
Manganese	**20.4**	ug/L	5.0	0.25	1	05/09/16 16:50	05/10/16 11:52	7439-96-5	
8260 MSV	Analytical Method: EPA 5030B/8260								
Acetone	ND	ug/L	10.0	1.9	1		05/12/16 09:29	67-64-1	
Benzene	**0.20J**	ug/L	1.0	0.060	1		05/12/16 09:29	71-43-2	
Bromodichloromethane	ND	ug/L	1.0	0.19	1		05/12/16 09:29	75-27-4	
Bromoform	ND	ug/L	1.0	0.070	1		05/12/16 09:29	75-25-2	
Bromomethane	ND	ug/L	5.0	0.16	1		05/12/16 09:29	74-83-9	
2-Butanone (MEK)	ND	ug/L	10.0	0.59	1		05/12/16 09:29	78-93-3	
Carbon disulfide	ND	ug/L	5.0	0.12	1		05/12/16 09:29	75-15-0	
Carbon tetrachloride	ND	ug/L	1.0	0.18	1		05/12/16 09:29	56-23-5	
Chlorobenzene	ND	ug/L	1.0	0.21	1		05/12/16 09:29	108-90-7	
Chloroethane	ND	ug/L	1.0	0.15	1		05/12/16 09:29	75-00-3	
Chloroform	ND	ug/L	1.0	0.14	1		05/12/16 09:29	67-66-3	
Chloromethane	ND	ug/L	1.0	0.080	1		05/12/16 09:29	74-87-3	
Dibromochloromethane	ND	ug/L	1.0	0.21	1		05/12/16 09:29	124-48-1	
1,1-Dichloroethane	ND	ug/L	1.0	0.050	1		05/12/16 09:29	75-34-3	
1,2-Dichloroethane	**0.58J**	ug/L	1.0	0.12	1		05/12/16 09:29	107-06-2	
1,1-Dichloroethene	ND	ug/L	1.0	0.20	1		05/12/16 09:29	75-35-4	
cis-1,2-Dichloroethene	**8.6**	ug/L	1.0	0.080	1		05/12/16 09:29	156-59-2	
trans-1,2-Dichloroethene	ND	ug/L	1.0	0.20	1		05/12/16 09:29	156-60-5	
1,2-Dichloropropane	ND	ug/L	1.0	0.16	1		05/12/16 09:29	78-87-5	
cis-1,3-Dichloropropene	ND	ug/L	1.0	0.14	1		05/12/16 09:29	10061-01-5	
trans-1,3-Dichloropropene	ND	ug/L	1.0	0.12	1		05/12/16 09:29	10061-02-6	
Ethylbenzene	ND	ug/L	1.0	0.18	1		05/12/16 09:29	100-41-4	
2-Hexanone	ND	ug/L	10.0	1.2	1		05/12/16 09:29	591-78-6	
Methylene chloride	ND	ug/L	1.0	0.15	1		05/12/16 09:29	75-09-2	
4-Methyl-2-pentanone (MIBK)	ND	ug/L	10.0	0.42	1		05/12/16 09:29	108-10-1	
Styrene	ND	ug/L	1.0	0.12	1		05/12/16 09:29	100-42-5	
1,1,2,2-Tetrachloroethane	ND	ug/L	1.0	0.15	1		05/12/16 09:29	79-34-5	
Tetrachloroethene	**19.0**	ug/L	1.0	0.10	1		05/12/16 09:29	127-18-4	
Toluene	ND	ug/L	1.0	0.17	1		05/12/16 09:29	108-88-3	
1,1,1-Trichloroethane	ND	ug/L	1.0	0.11	1		05/12/16 09:29	71-55-6	
1,1,2-Trichloroethane	ND	ug/L	1.0	0.20	1		05/12/16 09:29	79-00-5	
Trichloroethene	**3.9**	ug/L	1.0	0.17	1		05/12/16 09:29	79-01-6	
Vinyl chloride	ND	ug/L	1.0	0.13	1		05/12/16 09:29	75-01-4	
Xylene (Total)	ND	ug/L	3.0	0.42	1		05/12/16 09:29	1330-20-7	
Surrogates									
4-Bromofluorobenzene (S)	98	%	77-130		1		05/12/16 09:29	460-00-4	
1,2-Dichloroethane-d4 (S)	101	%	81-127		1		05/12/16 09:29	17060-07-0	
Toluene-d8 (S)	102	%	80-120		1		05/12/16 09:29	2037-26-5	
Preservation pH	**1.0**		0.10	0.10	1		05/12/16 09:29		

REPORT OF LABORATORY ANALYSIS

This report shall not be reproduced, except in full,
without the written consent of Pace Analytical Services, Inc..

Pace Analytical Services, Inc.
9608 Loiret Blvd.
Lenexa, KS 66219
(913)599-5665

ANALYTICAL RESULTS

Project: FORT SMITH, AR
Pace Project No.: 60218544

Sample: ITMW-14-201605 **Lab ID: 60218544022** Collected: 05/05/16 10:10 Received: 05/06/16 09:51 Matrix: Water

Parameters	Results	Units	Report Limit	MDL	DF	Prepared	Analyzed	CAS No.	Qual
2320B Alkalinity	Analytical Method: SM 2320B								
Alkalinity,Bicarbonate (CaCO3)	**34.4**	mg/L	20.0	2.0	1		05/17/16 09:22		
Alkalinity, Carbonate (CaCO3)	ND	mg/L	20.0	2.0	1		05/17/16 09:22		
Alkalinity, Total as CaCO3	**34.4**	mg/L	20.0	2.0	1		05/17/16 09:22		
Iron, Ferric (Calculation)	Analytical Method: SM 3500-Fe B#4								
Iron, Ferric	**0.64**	mg/L	0.20		1		05/17/16 00:00	7439-89-6	
4500H+ pH, Electrometric	Analytical Method: SM 4500-H+B								
pH at 25 Degrees C	**5.9**	Std. Units	0.10	0.10	1		05/17/16 00:00		H6
4500S2D Sulfide, Total	Analytical Method: SM 4500-S-2 D								
Sulfide, Total	ND	mg/L	0.050	0.012	1		05/12/16 12:38	18496-25-8	
300.0 IC Anions 28 Days	Analytical Method: EPA 300.0								
Chloride	**6.9**	mg/L	1.0	0.50	1		05/13/16 00:49	16887-00-6	
Sulfate	**11.1**	mg/L	1.0	0.25	1		05/13/16 00:49	14808-79-8	
350.1 Ammonia	Analytical Method: EPA 350.1								
Nitrogen, Ammonia	ND	mg/L	0.10	0.046	1		05/09/16 20:26	7664-41-7	
353.2 Nitrogen, NO2/NO3 unpres	Analytical Method: EPA 353.2								
Nitrogen, Nitrate	**0.54**	mg/L	0.10	0.012	1		05/06/16 17:42		
Nitrogen, Nitrite	ND	mg/L	0.10	0.010	1		05/06/16 17:42		
Nitrogen, NO2 plus NO3	**0.54**	mg/L	0.10	0.012	1		05/06/16 17:42		
Total Carbon Dioxide Calc	Analytical Method: SM 4500-CO2 D								
Carbon Dioxide Calculation	**109**	mg/L	20.0	20.0	1		05/23/16 00:00		
5310C TOC	Analytical Method: SM 5310C								
Total Organic Carbon	**0.69J**	mg/L	1.0	0.054	1		05/16/16 12:15	7440-44-0	B
SM4500P-E, Total Phosphorus	Analytical Method: SM 4500-P E Preparation Method: SM4500-P B								
Phosphate as P04	**0.062**	mg/L	0.030	0.010	1	05/19/16 10:53	05/19/16 15:51		

REPORT OF LABORATORY ANALYSIS

This report shall not be reproduced, except in full,
without the written consent of Pace Analytical Services, Inc..

Pace Analytical Services, Inc.
9608 Loiret Blvd.
Lenexa, KS 66219
(913)599-5665

ANALYTICAL RESULTS

Project: FORT SMITH, AR
Pace Project No.: 60218544

Sample: ITMW-2-201605 **Lab ID: 60218544023** Collected: 05/05/16 08:20 Received: 05/06/16 09:51 Matrix: Water

Parameters	Results	Units	Report Limit	MDL	DF	Prepared	Analyzed	CAS No.	Qual
Alcohol by Direct Inject GCFID	Analytical Method: EPA 8015 - Alcohol								
2-Chloroethanol	ND	ug/L	10000	1530	1		05/12/16 11:18	107-07-3	
6010 MET ICP	Analytical Method: EPA 6010 Preparation Method: EPA 3010								
Iron	**1020**	ug/L	50.0	8.8	1	05/09/16 16:50	05/10/16 11:56	7439-89-6	
Manganese	**24.5**	ug/L	5.0	0.25	1	05/09/16 16:50	05/10/16 11:56	7439-96-5	
8260 MSV	Analytical Method: EPA 5030B/8260								
Acetone	ND	ug/L	10.0	1.9	1		05/12/16 09:44	67-64-1	
Benzene	ND	ug/L	1.0	0.060	1		05/12/16 09:44	71-43-2	
Bromodichloromethane	ND	ug/L	1.0	0.19	1		05/12/16 09:44	75-27-4	
Bromoform	ND	ug/L	1.0	0.070	1		05/12/16 09:44	75-25-2	
Bromomethane	ND	ug/L	5.0	0.16	1		05/12/16 09:44	74-83-9	
2-Butanone (MEK)	ND	ug/L	10.0	0.59	1		05/12/16 09:44	78-93-3	
Carbon disulfide	ND	ug/L	5.0	0.12	1		05/12/16 09:44	75-15-0	
Carbon tetrachloride	ND	ug/L	1.0	0.18	1		05/12/16 09:44	56-23-5	
Chlorobenzene	ND	ug/L	1.0	0.21	1		05/12/16 09:44	108-90-7	
Chloroethane	ND	ug/L	1.0	0.15	1		05/12/16 09:44	75-00-3	
Chloroform	ND	ug/L	1.0	0.14	1		05/12/16 09:44	67-66-3	
Chloromethane	ND	ug/L	1.0	0.080	1		05/12/16 09:44	74-87-3	
Dibromochloromethane	ND	ug/L	1.0	0.21	1		05/12/16 09:44	124-48-1	
1,1-Dichloroethane	ND	ug/L	1.0	0.050	1		05/12/16 09:44	75-34-3	
1,2-Dichloroethane	ND	ug/L	1.0	0.12	1		05/12/16 09:44	107-06-2	
1,1-Dichloroethene	ND	ug/L	1.0	0.20	1		05/12/16 09:44	75-35-4	
cis-1,2-Dichloroethene	**0.29J**	ug/L	1.0	0.080	1		05/12/16 09:44	156-59-2	
trans-1,2-Dichloroethene	ND	ug/L	1.0	0.20	1		05/12/16 09:44	156-60-5	
1,2-Dichloropropane	ND	ug/L	1.0	0.16	1		05/12/16 09:44	78-87-5	
cis-1,3-Dichloropropene	ND	ug/L	1.0	0.14	1		05/12/16 09:44	10061-01-5	
trans-1,3-Dichloropropene	ND	ug/L	1.0	0.12	1		05/12/16 09:44	10061-02-6	
Ethylbenzene	ND	ug/L	1.0	0.18	1		05/12/16 09:44	100-41-4	
2-Hexanone	ND	ug/L	10.0	1.2	1		05/12/16 09:44	591-78-6	
Methylene chloride	ND	ug/L	1.0	0.15	1		05/12/16 09:44	75-09-2	
4-Methyl-2-pentanone (MIBK)	ND	ug/L	10.0	0.42	1		05/12/16 09:44	108-10-1	
Styrene	ND	ug/L	1.0	0.12	1		05/12/16 09:44	100-42-5	
1,1,2,2-Tetrachloroethane	ND	ug/L	1.0	0.15	1		05/12/16 09:44	79-34-5	
Tetrachloroethene	**0.36J**	ug/L	1.0	0.10	1		05/12/16 09:44	127-18-4	
Toluene	ND	ug/L	1.0	0.17	1		05/12/16 09:44	108-88-3	
1,1,1-Trichloroethane	ND	ug/L	1.0	0.11	1		05/12/16 09:44	71-55-6	
1,1,2-Trichloroethane	ND	ug/L	1.0	0.20	1		05/12/16 09:44	79-00-5	
Trichloroethene	**0.25J**	ug/L	1.0	0.17	1		05/12/16 09:44	79-01-6	
Vinyl chloride	ND	ug/L	1.0	0.13	1		05/12/16 09:44	75-01-4	
Xylene (Total)	ND	ug/L	3.0	0.42	1		05/12/16 09:44	1330-20-7	
Surrogates									
4-Bromofluorobenzene (S)	97	%	77-130		1		05/12/16 09:44	460-00-4	
1,2-Dichloroethane-d4 (S)	101	%	81-127		1		05/12/16 09:44	17060-07-0	
Toluene-d8 (S)	103	%	80-120		1		05/12/16 09:44	2037-26-5	
Preservation pH	**1.0**		0.10	0.10	1		05/12/16 09:44		

REPORT OF LABORATORY ANALYSIS

This report shall not be reproduced, except in full,
without the written consent of Pace Analytical Services, Inc..

Pace Analytical Services, Inc.
9608 Loiret Blvd.
Lenexa, KS 66219
(913)599-5665

ANALYTICAL RESULTS

Project: FORT SMITH, AR
Pace Project No.: 60218544

Sample: ITMW-2-201605 **Lab ID: 60218544023** Collected: 05/05/16 08:20 Received: 05/06/16 09:51 Matrix: Water

Parameters	Results	Units	Report Limit	MDL	DF	Prepared	Analyzed	CAS No.	Qual
2320B Alkalinity	Analytical Method: SM 2320B								
Alkalinity,Bicarbonate (CaCO3)	**54.7**	mg/L	20.0	2.0	1		05/17/16 09:25		
Alkalinity, Carbonate (CaCO3)	ND	mg/L	20.0	2.0	1		05/17/16 09:25		
Alkalinity, Total as CaCO3	**54.7**	mg/L	20.0	2.0	1		05/17/16 09:25		
Iron, Ferric (Calculation)	Analytical Method: SM 3500-Fe B#4								
Iron, Ferric	**1.0**	mg/L	0.20		1		05/17/16 00:00	7439-89-6	
4500H+ pH, Electrometric	Analytical Method: SM 4500-H+B								
pH at 25 Degrees C	**6.0**	Std. Units	0.10	0.10	1		05/17/16 00:00		H6
4500S2D Sulfide, Total	Analytical Method: SM 4500-S-2 D								
Sulfide, Total	ND	mg/L	0.050	0.012	1		05/12/16 12:39	18496-25-8	
300.0 IC Anions 28 Days	Analytical Method: EPA 300.0								
Chloride	**101**	mg/L	10.0	5.0	10		05/13/16 01:20	16887-00-6	
Sulfate	**17.1**	mg/L	2.0	0.50	2		05/13/16 01:05	14808-79-8	
350.1 Ammonia	Analytical Method: EPA 350.1								
Nitrogen, Ammonia	ND	mg/L	0.10	0.046	1		05/09/16 20:27	7664-41-7	
353.2 Nitrogen, NO2/NO3 unpres	Analytical Method: EPA 353.2								
Nitrogen, Nitrate	**0.83**	mg/L	0.10	0.012	1		05/06/16 17:36		
Nitrogen, Nitrite	ND	mg/L	0.10	0.010	1		05/06/16 17:36		
Nitrogen, NO2 plus NO3	**0.83**	mg/L	0.10	0.012	1		05/06/16 17:36		
Total Carbon Dioxide Calc	Analytical Method: SM 4500-CO2 D								
Carbon Dioxide Calculation	**146**	mg/L	20.0	20.0	1		05/23/16 00:00		
5310C TOC	Analytical Method: SM 5310C								
Total Organic Carbon	**0.63J**	mg/L	1.0	0.054	1		05/16/16 12:28	7440-44-0	B
SM4500P-E, Total Phosphorus	Analytical Method: SM 4500-P E Preparation Method: SM4500-P B								
Phosphate as P04	**0.14**	mg/L	0.030	0.010	1	05/19/16 10:53	05/19/16 15:51		

REPORT OF LABORATORY ANALYSIS

This report shall not be reproduced, except in full,
without the written consent of Pace Analytical Services, Inc..

Pace Analytical Services, Inc.
9608 Loiret Blvd.
Lenexa, KS 66219
(913)599-5665

ANALYTICAL RESULTS

Project: FORT SMITH, AR
Pace Project No.: 60218544

Sample: ITMW-1-201605 **Lab ID: 60218544024** Collected: 05/05/16 13:50 Received: 05/06/16 09:51 Matrix: Water

Parameters	Results	Units	Report Limit	MDL	DF	Prepared	Analyzed	CAS No.	Qual
Alcohol by Direct Inject GCFID	Analytical Method: EPA 8015 - Alcohol								
2-Chloroethanol	ND	ug/L	10000	1530	1		05/12/16 11:30	107-07-3	
6010 MET ICP	Analytical Method: EPA 6010 Preparation Method: EPA 3010								
Iron	**31.7J**	ug/L	50.0	8.8	1	05/09/16 16:50	05/10/16 12:00	7439-89-6	
Manganese	**15.7**	ug/L	5.0	0.25	1	05/09/16 16:50	05/10/16 12:00	7439-96-5	B
8260 MSV	Analytical Method: EPA 5030B/8260								
Acetone	ND	ug/L	10.0	1.9	1		05/12/16 09:58	67-64-1	
Benzene	ND	ug/L	1.0	0.060	1		05/12/16 09:58	71-43-2	
Bromodichloromethane	ND	ug/L	1.0	0.19	1		05/12/16 09:58	75-27-4	
Bromoform	ND	ug/L	1.0	0.070	1		05/12/16 09:58	75-25-2	
Bromomethane	ND	ug/L	5.0	0.16	1		05/12/16 09:58	74-83-9	
2-Butanone (MEK)	ND	ug/L	10.0	0.59	1		05/12/16 09:58	78-93-3	
Carbon disulfide	ND	ug/L	5.0	0.12	1		05/12/16 09:58	75-15-0	
Carbon tetrachloride	ND	ug/L	1.0	0.18	1		05/12/16 09:58	56-23-5	
Chlorobenzene	ND	ug/L	1.0	0.21	1		05/12/16 09:58	108-90-7	
Chloroethane	ND	ug/L	1.0	0.15	1		05/12/16 09:58	75-00-3	
Chloroform	ND	ug/L	1.0	0.14	1		05/12/16 09:58	67-66-3	
Chloromethane	ND	ug/L	1.0	0.080	1		05/12/16 09:58	74-87-3	
Dibromochloromethane	ND	ug/L	1.0	0.21	1		05/12/16 09:58	124-48-1	
1,1-Dichloroethane	ND	ug/L	1.0	0.050	1		05/12/16 09:58	75-34-3	
1,2-Dichloroethane	ND	ug/L	1.0	0.12	1		05/12/16 09:58	107-06-2	
1,1-Dichloroethene	ND	ug/L	1.0	0.20	1		05/12/16 09:58	75-35-4	
cis-1,2-Dichloroethene	**8.0**	ug/L	1.0	0.080	1		05/12/16 09:58	156-59-2	
trans-1,2-Dichloroethene	ND	ug/L	1.0	0.20	1		05/12/16 09:58	156-60-5	
1,2-Dichloropropane	ND	ug/L	1.0	0.16	1		05/12/16 09:58	78-87-5	
cis-1,3-Dichloropropene	ND	ug/L	1.0	0.14	1		05/12/16 09:58	10061-01-5	
trans-1,3-Dichloropropene	ND	ug/L	1.0	0.12	1		05/12/16 09:58	10061-02-6	
Ethylbenzene	ND	ug/L	1.0	0.18	1		05/12/16 09:58	100-41-4	
2-Hexanone	ND	ug/L	10.0	1.2	1		05/12/16 09:58	591-78-6	
Methylene chloride	ND	ug/L	1.0	0.15	1		05/12/16 09:58	75-09-2	
4-Methyl-2-pentanone (MIBK)	ND	ug/L	10.0	0.42	1		05/12/16 09:58	108-10-1	
Styrene	ND	ug/L	1.0	0.12	1		05/12/16 09:58	100-42-5	
1,1,2,2-Tetrachloroethane	ND	ug/L	1.0	0.15	1		05/12/16 09:58	79-34-5	
Tetrachloroethene	ND	ug/L	1.0	0.10	1		05/12/16 09:58	127-18-4	
Toluene	ND	ug/L	1.0	0.17	1		05/12/16 09:58	108-88-3	
1,1,1-Trichloroethane	ND	ug/L	1.0	0.11	1		05/12/16 09:58	71-55-6	
1,1,2-Trichloroethane	ND	ug/L	1.0	0.20	1		05/12/16 09:58	79-00-5	
Trichloroethene	**17.2**	ug/L	1.0	0.17	1		05/12/16 09:58	79-01-6	
Vinyl chloride	ND	ug/L	1.0	0.13	1		05/12/16 09:58	75-01-4	
Xylene (Total)	ND	ug/L	3.0	0.42	1		05/12/16 09:58	1330-20-7	
Surrogates									
4-Bromofluorobenzene (S)	101	%	77-130		1		05/12/16 09:58	460-00-4	
1,2-Dichloroethane-d4 (S)	96	%	81-127		1		05/12/16 09:58	17060-07-0	
Toluene-d8 (S)	100	%	80-120		1		05/12/16 09:58	2037-26-5	
Preservation pH	**1.0**		0.10	0.10	1		05/12/16 09:58		

REPORT OF LABORATORY ANALYSIS

This report shall not be reproduced, except in full,
without the written consent of Pace Analytical Services, Inc..

Pace Analytical Services, Inc.
9608 Loiret Blvd.
Lenexa, KS 66219
(913)599-5665

ANALYTICAL RESULTS

Project: FORT SMITH, AR
Pace Project No.: 60218544

Sample: ITMW-1-201605 **Lab ID: 60218544024** Collected: 05/05/16 13:50 Received: 05/06/16 09:51 Matrix: Water

Parameters	Results	Units	Report Limit	MDL	DF	Prepared	Analyzed	CAS No.	Qual
2320B Alkalinity	Analytical Method: SM 2320B								
Alkalinity,Bicarbonate (CaCO3)	**57.9**	mg/L	20.0	2.0	1		05/17/16 09:28		
Alkalinity, Carbonate (CaCO3)	ND	mg/L	20.0	2.0	1		05/17/16 09:28		
Alkalinity, Total as CaCO3	**57.9**	mg/L	20.0	2.0	1		05/17/16 09:28		
Iron, Ferric (Calculation)	Analytical Method: SM 3500-Fe B#4								
Iron, Ferric	ND	mg/L	0.20		1		05/17/16 00:00	7439-89-6	
4500H+ pH, Electrometric	Analytical Method: SM 4500-H+B								
pH at 25 Degrees C	**5.9**	Std. Units	0.10	0.10	1		05/17/16 00:00		H6
4500S2D Sulfide, Total	Analytical Method: SM 4500-S-2 D								
Sulfide, Total	ND	mg/L	0.050	0.012	1		05/12/16 12:39	18496-25-8	
300.0 IC Anions 28 Days	Analytical Method: EPA 300.0								
Chloride	**95.4**	mg/L	10.0	5.0	10		05/13/16 02:22	16887-00-6	
Sulfate	**16.0**	mg/L	1.0	0.25	1		05/13/16 01:35	14808-79-8	
350.1 Ammonia	Analytical Method: EPA 350.1								
Nitrogen, Ammonia	ND	mg/L	0.10	0.046	1		05/09/16 20:29	7664-41-7	
353.2 Nitrogen, NO2/NO3 unpres	Analytical Method: EPA 353.2								
Nitrogen, Nitrate	**0.84**	mg/L	0.10	0.012	1		05/06/16 18:06		
Nitrogen, Nitrite	ND	mg/L	0.10	0.010	1		05/06/16 18:06		
Nitrogen, NO2 plus NO3	**0.84**	mg/L	0.10	0.012	1		05/06/16 18:06		
Total Carbon Dioxide Calc	Analytical Method: SM 4500-CO2 D								
Carbon Dioxide Calculation	**184**	mg/L	20.0	20.0	1		05/23/16 00:00		
5310C TOC	Analytical Method: SM 5310C								
Total Organic Carbon	**0.37J**	mg/L	1.0	0.054	1		05/20/16 11:40	7440-44-0	B
SM4500P-E, Total Phosphorus	Analytical Method: SM 4500-P E Preparation Method: SM4500-P B								
Phosphate as P04	**0.095**	mg/L	0.030	0.010	1	05/19/16 10:53	05/19/16 15:51		

REPORT OF LABORATORY ANALYSIS

This report shall not be reproduced, except in full,
without the written consent of Pace Analytical Services, Inc..

Pace Analytical Services, Inc.
9608 Loiret Blvd.
Lenexa, KS 66219
(913)599-5665

ANALYTICAL RESULTS

Project: FORT SMITH, AR
Pace Project No.: 60218544

Sample: MW-87-201605 **Lab ID: 60218544025** Collected: 05/05/16 08:50 Received: 05/06/16 09:51 Matrix: Water

Parameters	Results	Units	Report Limit	MDL	DF	Prepared	Analyzed	CAS No.	Qual
Alcohol by Direct Inject GCFID	Analytical Method: EPA 8015 - Alcohol								
2-Chloroethanol	ND	ug/L	10000	1530	1		05/12/16 11:41	107-07-3	
6010 MET ICP	Analytical Method: EPA 6010 Preparation Method: EPA 3010								
Iron	**136**	ug/L	50.0	8.8	1	05/09/16 16:50	05/10/16 12:03	7439-89-6	
Manganese	**51.9**	ug/L	5.0	0.25	1	05/09/16 16:50	05/10/16 12:03	7439-96-5	
8260 MSV	Analytical Method: EPA 5030B/8260								
Acetone	ND	ug/L	10.0	1.9	1		05/12/16 12:07	67-64-1	
Benzene	**0.11J**	ug/L	1.0	0.060	1		05/12/16 12:07	71-43-2	
Bromodichloromethane	ND	ug/L	1.0	0.19	1		05/12/16 12:07	75-27-4	
Bromoform	ND	ug/L	1.0	0.070	1		05/12/16 12:07	75-25-2	
Bromomethane	ND	ug/L	5.0	0.16	1		05/12/16 12:07	74-83-9	
2-Butanone (MEK)	ND	ug/L	10.0	0.59	1		05/12/16 12:07	78-93-3	
Carbon disulfide	ND	ug/L	5.0	0.12	1		05/12/16 12:07	75-15-0	
Carbon tetrachloride	ND	ug/L	1.0	0.18	1		05/12/16 12:07	56-23-5	
Chlorobenzene	ND	ug/L	1.0	0.21	1		05/12/16 12:07	108-90-7	
Chloroethane	ND	ug/L	1.0	0.15	1		05/12/16 12:07	75-00-3	
Chloroform	**0.33J**	ug/L	1.0	0.14	1		05/12/16 12:07	67-66-3	
Chloromethane	ND	ug/L	1.0	0.080	1		05/12/16 12:07	74-87-3	
Dibromochloromethane	ND	ug/L	1.0	0.21	1		05/12/16 12:07	124-48-1	
1,1-Dichloroethane	**2.2**	ug/L	1.0	0.050	1		05/12/16 12:07	75-34-3	
1,2-Dichloroethane	ND	ug/L	1.0	0.12	1		05/12/16 12:07	107-06-2	
1,1-Dichloroethene	**6.6**	ug/L	1.0	0.20	1		05/12/16 12:07	75-35-4	
cis-1,2-Dichloroethene	**51.6**	ug/L	1.0	0.080	1		05/12/16 12:07	156-59-2	
trans-1,2-Dichloroethene	**0.67J**	ug/L	1.0	0.20	1		05/12/16 12:07	156-60-5	
1,2-Dichloropropane	ND	ug/L	1.0	0.16	1		05/12/16 12:07	78-87-5	
cis-1,3-Dichloropropene	ND	ug/L	1.0	0.14	1		05/12/16 12:07	10061-01-5	
trans-1,3-Dichloropropene	ND	ug/L	1.0	0.12	1		05/12/16 12:07	10061-02-6	
Ethylbenzene	ND	ug/L	1.0	0.18	1		05/12/16 12:07	100-41-4	
2-Hexanone	ND	ug/L	10.0	1.2	1		05/12/16 12:07	591-78-6	
Methylene chloride	ND	ug/L	1.0	0.15	1		05/12/16 12:07	75-09-2	
4-Methyl-2-pentanone (MIBK)	ND	ug/L	10.0	0.42	1		05/12/16 12:07	108-10-1	
Styrene	ND	ug/L	1.0	0.12	1		05/12/16 12:07	100-42-5	
1,1,2,2-Tetrachloroethane	ND	ug/L	1.0	0.15	1		05/12/16 12:07	79-34-5	
Tetrachloroethene	**3.9**	ug/L	1.0	0.10	1		05/12/16 12:07	127-18-4	
Toluene	ND	ug/L	1.0	0.17	1		05/12/16 12:07	108-88-3	
1,1,1-Trichloroethane	ND	ug/L	1.0	0.11	1		05/12/16 12:07	71-55-6	
1,1,2-Trichloroethane	ND	ug/L	1.0	0.20	1		05/12/16 12:07	79-00-5	
Trichloroethene	**839**	ug/L	20.0	3.4	20		05/12/16 12:21	79-01-6	
Vinyl chloride	**0.36J**	ug/L	1.0	0.13	1		05/12/16 12:07	75-01-4	
Xylene (Total)	ND	ug/L	3.0	0.42	1		05/12/16 12:07	1330-20-7	
Surrogates									
4-Bromofluorobenzene (S)	98	%	77-130		1		05/12/16 12:07	460-00-4	
1,2-Dichloroethane-d4 (S)	101	%	81-127		1		05/12/16 12:07	17060-07-0	
Toluene-d8 (S)	104	%	80-120		1		05/12/16 12:07	2037-26-5	
Preservation pH	**1.0**		0.10	0.10	1		05/12/16 12:07		

REPORT OF LABORATORY ANALYSIS

This report shall not be reproduced, except in full,
without the written consent of Pace Analytical Services, Inc..

Pace Analytical Services, Inc.
9608 Loiret Blvd.
Lenexa, KS 66219
(913)599-5665

ANALYTICAL RESULTS

Project: FORT SMITH, AR
Pace Project No.: 60218544

Sample: MW-87-201605 **Lab ID: 60218544025** Collected: 05/05/16 08:50 Received: 05/06/16 09:51 Matrix: Water

Parameters	Results	Units	Report Limit	MDL	DF	Prepared	Analyzed	CAS No.	Qual
2320B Alkalinity	Analytical Method: SM 2320B								
Alkalinity,Bicarbonate (CaCO3)	**51.2**	mg/L	20.0	2.0	1		05/17/16 09:40		
Alkalinity, Carbonate (CaCO3)	ND	mg/L	20.0	2.0	1		05/17/16 09:40		
Alkalinity, Total as CaCO3	**51.2**	mg/L	20.0	2.0	1		05/17/16 09:40		
Iron, Ferric (Calculation)	Analytical Method: SM 3500-Fe B#4								
Iron, Ferric	ND	mg/L	0.20		1		05/17/16 00:00	7439-89-6	
4500H+ pH, Electrometric	Analytical Method: SM 4500-H+B								
pH at 25 Degrees C	**5.8**	Std. Units	0.10	0.10	1		05/17/16 00:00		H6
4500S2D Sulfide, Total	Analytical Method: SM 4500-S-2 D								
Sulfide, Total	ND	mg/L	0.050	0.012	1		05/12/16 12:39	18496-25-8	
300.0 IC Anions 28 Days	Analytical Method: EPA 300.0								
Chloride	**65.0**	mg/L	5.0	2.5	5		05/13/16 02:52	16887-00-6	
Sulfate	**11.8**	mg/L	1.0	0.25	1		05/13/16 02:37	14808-79-8	
350.1 Ammonia	Analytical Method: EPA 350.1								
Nitrogen, Ammonia	ND	mg/L	0.10	0.046	1		05/09/16 20:30	7664-41-7	
353.2 Nitrogen, NO2/NO3 unpres	Analytical Method: EPA 353.2								
Nitrogen, Nitrate	**3.6**	mg/L	0.10	0.012	1		05/06/16 17:41		
Nitrogen, Nitrite	ND	mg/L	0.10	0.010	1		05/06/16 17:41		
Nitrogen, NO2 plus NO3	**3.6**	mg/L	0.10	0.012	1		05/06/16 17:41		
Total Carbon Dioxide Calc	Analytical Method: SM 4500-CO2 D								
Carbon Dioxide Calculation	**190**	mg/L	20.0	20.0	1		05/23/16 00:00		
5310C TOC	Analytical Method: SM 5310C								
Total Organic Carbon	**0.48J**	mg/L	1.0	0.054	1		05/20/16 12:05	7440-44-0	B
SM4500P-E, Total Phosphorus	Analytical Method: SM 4500-P E Preparation Method: SM4500-P B								
Phosphate as P04	**0.047**	mg/L	0.030	0.010	1	05/19/16 10:53	05/19/16 15:51		

REPORT OF LABORATORY ANALYSIS

This report shall not be reproduced, except in full,
without the written consent of Pace Analytical Services, Inc..

Pace Analytical Services, Inc.
9608 Loiret Blvd.
Lenexa, KS 66219
(913)599-5665

ANALYTICAL RESULTS

Project: FORT SMITH, AR
Pace Project No.: 60218544

Sample: ITMW-21-201605 **Lab ID: 60218544026** Collected: 05/05/16 10:34 Received: 05/06/16 09:51 Matrix: Water

Parameters	Results	Units	Report Limit	MDL	DF	Prepared	Analyzed	CAS No.	Qual
Alcohol by Direct Inject GCFID	Analytical Method: EPA 8015 - Alcohol								
2-Chloroethanol	ND	ug/L	10000	1530	1		05/12/16 11:52	107-07-3	
6010 MET ICP	Analytical Method: EPA 6010 Preparation Method: EPA 3010								
Iron	ND	ug/L	50.0	8.8	1	05/09/16 16:50	05/10/16 12:07	7439-89-6	
Manganese	**213**	ug/L	5.0	0.25	1	05/09/16 16:50	05/10/16 12:07	7439-96-5	
8260 MSV	Analytical Method: EPA 5030B/8260								
Acetone	ND	ug/L	10.0	1.9	1		05/12/16 10:12	67-64-1	
Benzene	ND	ug/L	1.0	0.060	1		05/12/16 10:12	71-43-2	
Bromodichloromethane	ND	ug/L	1.0	0.19	1		05/12/16 10:12	75-27-4	
Bromoform	ND	ug/L	1.0	0.070	1		05/12/16 10:12	75-25-2	
Bromomethane	ND	ug/L	5.0	0.16	1		05/12/16 10:12	74-83-9	
2-Butanone (MEK)	ND	ug/L	10.0	0.59	1		05/12/16 10:12	78-93-3	
Carbon disulfide	ND	ug/L	5.0	0.12	1		05/12/16 10:12	75-15-0	
Carbon tetrachloride	ND	ug/L	1.0	0.18	1		05/12/16 10:12	56-23-5	
Chlorobenzene	ND	ug/L	1.0	0.21	1		05/12/16 10:12	108-90-7	
Chloroethane	ND	ug/L	1.0	0.15	1		05/12/16 10:12	75-00-3	
Chloroform	ND	ug/L	1.0	0.14	1		05/12/16 10:12	67-66-3	
Chloromethane	ND	ug/L	1.0	0.080	1		05/12/16 10:12	74-87-3	
Dibromochloromethane	ND	ug/L	1.0	0.21	1		05/12/16 10:12	124-48-1	
1,1-Dichloroethane	ND	ug/L	1.0	0.050	1		05/12/16 10:12	75-34-3	
1,2-Dichloroethane	ND	ug/L	1.0	0.12	1		05/12/16 10:12	107-06-2	
1,1-Dichloroethene	ND	ug/L	1.0	0.20	1		05/12/16 10:12	75-35-4	
cis-1,2-Dichloroethene	**0.30J**	ug/L	1.0	0.080	1		05/12/16 10:12	156-59-2	
trans-1,2-Dichloroethene	ND	ug/L	1.0	0.20	1		05/12/16 10:12	156-60-5	
1,2-Dichloropropane	ND	ug/L	1.0	0.16	1		05/12/16 10:12	78-87-5	
cis-1,3-Dichloropropene	ND	ug/L	1.0	0.14	1		05/12/16 10:12	10061-01-5	
trans-1,3-Dichloropropene	ND	ug/L	1.0	0.12	1		05/12/16 10:12	10061-02-6	
Ethylbenzene	ND	ug/L	1.0	0.18	1		05/12/16 10:12	100-41-4	
2-Hexanone	ND	ug/L	10.0	1.2	1		05/12/16 10:12	591-78-6	
Methylene chloride	ND	ug/L	1.0	0.15	1		05/12/16 10:12	75-09-2	
4-Methyl-2-pentanone (MIBK)	ND	ug/L	10.0	0.42	1		05/12/16 10:12	108-10-1	
Styrene	ND	ug/L	1.0	0.12	1		05/12/16 10:12	100-42-5	
1,1,2,2-Tetrachloroethane	ND	ug/L	1.0	0.15	1		05/12/16 10:12	79-34-5	
Tetrachloroethene	ND	ug/L	1.0	0.10	1		05/12/16 10:12	127-18-4	
Toluene	ND	ug/L	1.0	0.17	1		05/12/16 10:12	108-88-3	
1,1,1-Trichloroethane	ND	ug/L	1.0	0.11	1		05/12/16 10:12	71-55-6	
1,1,2-Trichloroethane	ND	ug/L	1.0	0.20	1		05/12/16 10:12	79-00-5	
Trichloroethene	**11.1**	ug/L	1.0	0.17	1		05/12/16 10:12	79-01-6	
Vinyl chloride	ND	ug/L	1.0	0.13	1		05/12/16 10:12	75-01-4	
Xylene (Total)	ND	ug/L	3.0	0.42	1		05/12/16 10:12	1330-20-7	
Surrogates									
4-Bromofluorobenzene (S)	99	%	77-130		1		05/12/16 10:12	460-00-4	
1,2-Dichloroethane-d4 (S)	100	%	81-127		1		05/12/16 10:12	17060-07-0	
Toluene-d8 (S)	101	%	80-120		1		05/12/16 10:12	2037-26-5	
Preservation pH	**1.0**		0.10	0.10	1		05/12/16 10:12		

REPORT OF LABORATORY ANALYSIS

This report shall not be reproduced, except in full,
without the written consent of Pace Analytical Services, Inc..

Pace Analytical Services, Inc.
9608 Loiret Blvd.
Lenexa, KS 66219
(913)599-5665

ANALYTICAL RESULTS

Project: FORT SMITH, AR
Pace Project No.: 60218544

Sample: ITMW-21-201605 **Lab ID: 60218544026** Collected: 05/05/16 10:34 Received: 05/06/16 09:51 Matrix: Water

Parameters	Results	Units	Report Limit	MDL	DF	Prepared	Analyzed	CAS No.	Qual
2320B Alkalinity	Analytical Method: SM 2320B								
Alkalinity,Bicarbonate (CaCO3)	ND	mg/L	20.0	2.0	1		05/17/16 09:43		
Alkalinity, Carbonate (CaCO3)	ND	mg/L	20.0	2.0	1		05/17/16 09:43		
Alkalinity, Total as CaCO3	ND	mg/L	20.0	2.0	1		05/17/16 09:43		
Iron, Ferric (Calculation)	Analytical Method: SM 3500-Fe B#4								
Iron, Ferric	ND	mg/L	0.20		1		05/17/16 00:00	7439-89-6	
4500H+ pH, Electrometric	Analytical Method: SM 4500-H+B								
pH at 25 Degrees C	**5.0**	Std. Units	0.10	0.10	1		05/17/16 00:00		H6
4500S2D Sulfide, Total	Analytical Method: SM 4500-S-2 D								
Sulfide, Total	ND	mg/L	0.050	0.012	1		05/12/16 12:40	18496-25-8	
300.0 IC Anions 28 Days	Analytical Method: EPA 300.0								
Chloride	**616**	mg/L	50.0	25.0	50		05/13/16 03:23	16887-00-6	
Sulfate	**3.5**	mg/L	1.0	0.25	1		05/13/16 03:08	14808-79-8	
350.1 Ammonia	Analytical Method: EPA 350.1								
Nitrogen, Ammonia	ND	mg/L	0.10	0.046	1		05/09/16 20:32	7664-41-7	
353.2 Nitrogen, NO2/NO3 unpres	Analytical Method: EPA 353.2								
Nitrogen, Nitrate	**0.21**	mg/L	0.10	0.012	1		05/06/16 17:44		
Nitrogen, Nitrite	ND	mg/L	0.10	0.010	1		05/06/16 17:44		
Nitrogen, NO2 plus NO3	**0.21**	mg/L	0.10	0.012	1		05/06/16 17:44		
Total Carbon Dioxide Calc	Analytical Method: SM 4500-CO2 D								
Carbon Dioxide Calculation	ND	mg/L	20.0	20.0	1		05/23/16 00:00		
5310C TOC	Analytical Method: SM 5310C								
Total Organic Carbon	**0.22J**	mg/L	1.0	0.054	1		05/20/16 12:18	7440-44-0	B
SM4500P-E, Total Phosphorus	Analytical Method: SM 4500-P E Preparation Method: SM4500-P B								
Phosphate as P04	**0.051**	mg/L	0.030	0.010	1	05/19/16 10:53	05/19/16 15:52		

REPORT OF LABORATORY ANALYSIS

This report shall not be reproduced, except in full,
without the written consent of Pace Analytical Services, Inc..

Pace Analytical Services, Inc.
9608 Loiret Blvd.
Lenexa, KS 66219
(913)599-5665

ANALYTICAL RESULTS

Project: FORT SMITH, AR
Pace Project No.: 60218544

Sample: MW-94-201605 **Lab ID: 60218544027** Collected: 05/05/16 10:44 Received: 05/06/16 09:51 Matrix: Water

Parameters	Results	Units	Report Limit	MDL	DF	Prepared	Analyzed	CAS No.	Qual
Alcohol by Direct Inject GCFID	Analytical Method: EPA 8015 - Alcohol								
2-Chloroethanol	ND	ug/L	10000	1530	1		05/12/16 12:04	107-07-3	
6010 MET ICP	Analytical Method: EPA 6010 Preparation Method: EPA 3010								
Iron	**210**	ug/L	50.0	8.8	1	05/09/16 16:50	05/12/16 18:01	7439-89-6	
Manganese	**61.1**	ug/L	5.0	0.25	1	05/09/16 16:50	05/10/16 12:18	7439-96-5	
8260 MSV	Analytical Method: EPA 5030B/8260								
Acetone	**44.1**	ug/L	10.0	1.9	1		05/12/16 15:36	67-64-1	
Benzene	ND	ug/L	1.0	0.060	1		05/12/16 15:36	71-43-2	
Bromodichloromethane	ND	ug/L	1.0	0.19	1		05/12/16 15:36	75-27-4	
Bromoform	ND	ug/L	1.0	0.070	1		05/12/16 15:36	75-25-2	
Bromomethane	**10.4**	ug/L	5.0	0.16	1		05/12/16 15:36	74-83-9	B
2-Butanone (MEK)	**0.87J**	ug/L	10.0	0.59	1		05/12/16 15:36	78-93-3	
Carbon disulfide	ND	ug/L	5.0	0.12	1		05/12/16 15:36	75-15-0	
Carbon tetrachloride	ND	ug/L	1.0	0.18	1		05/12/16 15:36	56-23-5	
Chlorobenzene	ND	ug/L	1.0	0.21	1		05/12/16 15:36	108-90-7	
Chloroethane	ND	ug/L	1.0	0.15	1		05/12/16 15:36	75-00-3	
Chloroform	**2.3**	ug/L	1.0	0.14	1		05/12/16 15:36	67-66-3	
Chloromethane	**8.3**	ug/L	1.0	0.080	1		05/12/16 15:36	74-87-3	
Dibromochloromethane	ND	ug/L	1.0	0.21	1		05/12/16 15:36	124-48-1	
1,1-Dichloroethane	**0.92J**	ug/L	1.0	0.050	1		05/12/16 15:36	75-34-3	
1,2-Dichloroethane	ND	ug/L	1.0	0.12	1		05/12/16 15:36	107-06-2	
1,1-Dichloroethene	**1.0**	ug/L	1.0	0.20	1		05/12/16 15:36	75-35-4	
cis-1,2-Dichloroethene	**15.6**	ug/L	1.0	0.080	1		05/12/16 15:36	156-59-2	
trans-1,2-Dichloroethene	**2.5**	ug/L	1.0	0.20	1		05/12/16 15:36	156-60-5	L1
1,2-Dichloropropane	ND	ug/L	1.0	0.16	1		05/12/16 15:36	78-87-5	
cis-1,3-Dichloropropene	ND	ug/L	1.0	0.14	1		05/12/16 15:36	10061-01-5	
trans-1,3-Dichloropropene	ND	ug/L	1.0	0.12	1		05/12/16 15:36	10061-02-6	
Ethylbenzene	ND	ug/L	1.0	0.18	1		05/12/16 15:36	100-41-4	
2-Hexanone	ND	ug/L	10.0	1.2	1		05/12/16 15:36	591-78-6	
Methylene chloride	**0.63J**	ug/L	1.0	0.15	1		05/12/16 15:36	75-09-2	B
4-Methyl-2-pentanone (MIBK)	ND	ug/L	10.0	0.42	1		05/12/16 15:36	108-10-1	
Styrene	ND	ug/L	1.0	0.12	1		05/12/16 15:36	100-42-5	
1,1,2,2-Tetrachloroethane	**1.3**	ug/L	1.0	0.15	1		05/12/16 15:36	79-34-5	
Tetrachloroethene	**0.32J**	ug/L	1.0	0.10	1		05/12/16 15:36	127-18-4	
Toluene	ND	ug/L	1.0	0.17	1		05/12/16 15:36	108-88-3	
1,1,1-Trichloroethane	ND	ug/L	1.0	0.11	1		05/12/16 15:36	71-55-6	
1,1,2-Trichloroethane	**0.28J**	ug/L	1.0	0.20	1		05/12/16 15:36	79-00-5	
Trichloroethene	**424**	ug/L	20.0	3.4	20		05/09/16 17:28	79-01-6	
Vinyl chloride	ND	ug/L	1.0	0.13	1		05/12/16 15:36	75-01-4	
Xylene (Total)	ND	ug/L	3.0	0.42	1		05/12/16 15:36	1330-20-7	
Surrogates									
4-Bromofluorobenzene (S)	100	%	77-130		1		05/12/16 15:36	460-00-4	
1,2-Dichloroethane-d4 (S)	104	%	81-127		1		05/12/16 15:36	17060-07-0	
Toluene-d8 (S)	100	%	80-120		1		05/12/16 15:36	2037-26-5	
Preservation pH	**1.0**		0.10	0.10	1		05/12/16 15:36		pH

REPORT OF LABORATORY ANALYSIS

This report shall not be reproduced, except in full,
without the written consent of Pace Analytical Services, Inc..

Pace Analytical Services, Inc.
9608 Loiret Blvd.
Lenexa, KS 66219
(913)599-5665

ANALYTICAL RESULTS

Project: FORT SMITH, AR
Pace Project No.: 60218544

Sample: MW-94-201605 **Lab ID: 60218544027** Collected: 05/05/16 10:44 Received: 05/06/16 09:51 Matrix: Water

Parameters	Results	Units	Report Limit	MDL	DF	Prepared	Analyzed	CAS No.	Qual
2320B Alkalinity	Analytical Method: SM 2320B								
Alkalinity,Bicarbonate (CaCO3)	**22.9**	mg/L	20.0	2.0	1		05/17/16 09:49		
Alkalinity, Carbonate (CaCO3)	ND	mg/L	20.0	2.0	1		05/17/16 09:49		
Alkalinity, Total as CaCO3	**22.9**	mg/L	20.0	2.0	1		05/17/16 09:49		
Iron, Ferric (Calculation)	Analytical Method: SM 3500-Fe B#4								
Iron, Ferric	ND	mg/L	0.20		1		05/17/16 00:00	7439-89-6	
4500H+ pH, Electrometric	Analytical Method: SM 4500-H+B								
pH at 25 Degrees C	**4.8**	Std. Units	0.10	0.10	1		05/17/16 00:00		H6
4500S2D Sulfide, Total	Analytical Method: SM 4500-S-2 D								
Sulfide, Total	ND	mg/L	0.050	0.012	1		05/12/16 12:40	18496-25-8	
300.0 IC Anions 28 Days	Analytical Method: EPA 300.0								
Chloride	**144**	mg/L	10.0	5.0	10		05/13/16 03:39	16887-00-6	
Sulfate	**765**	mg/L	100	24.8	100		05/13/16 03:54	14808-79-8	
350.1 Ammonia	Analytical Method: EPA 350.1								
Nitrogen, Ammonia	**0.073J**	mg/L	0.10	0.046	1		05/09/16 20:33	7664-41-7	
353.2 Nitrogen, NO2/NO3 unpres	Analytical Method: EPA 353.2								
Nitrogen, Nitrate	**2.7**	mg/L	0.10	0.012	1		05/06/16 17:47		
Nitrogen, Nitrite	ND	mg/L	0.10	0.010	1		05/06/16 17:47		
Nitrogen, NO2 plus NO3	**2.7**	mg/L	0.10	0.012	1		05/06/16 17:47		
Total Carbon Dioxide Calc	Analytical Method: SM 4500-CO2 D								
Carbon Dioxide Calculation	**713**	mg/L	20.0	20.0	1		05/23/16 00:00		
5310C TOC	Analytical Method: SM 5310C								
Total Organic Carbon	**0.43J**	mg/L	1.0	0.054	1		05/20/16 12:30	7440-44-0	B
SM4500P-E, Total Phosphorus	Analytical Method: SM 4500-P E Preparation Method: SM4500-P B								
Phosphate as P04	**0.12**	mg/L	0.030	0.010	1	05/19/16 10:53	05/19/16 15:52		

REPORT OF LABORATORY ANALYSIS

This report shall not be reproduced, except in full,
without the written consent of Pace Analytical Services, Inc..

Pace Analytical Services, Inc.
9608 Loiret Blvd.
Lenexa, KS 66219
(913)599-5665

ANALYTICAL RESULTS

Project: FORT SMITH, AR
Pace Project No.: 60218544

Sample: ITMW-18-201605 **Lab ID: 60218544028** Collected: 05/05/16 12:15 Received: 05/06/16 09:51 Matrix: Water

Parameters	Results	Units	Report Limit	MDL	DF	Prepared	Analyzed	CAS No.	Qual
Alcohol by Direct Inject GCFID	Analytical Method: EPA 8015 - Alcohol								
2-Chloroethanol	ND	ug/L	10000	1530	1		05/12/16 12:15	107-07-3	
6010 MET ICP	Analytical Method: EPA 6010 Preparation Method: EPA 3010								
Iron	**288**	ug/L	50.0	8.8	1	05/09/16 16:50	05/12/16 18:05	7439-89-6	
Manganese	**14.7**	ug/L	5.0	0.25	1	05/09/16 16:50	05/10/16 12:22	7439-96-5	B
2320B Alkalinity	Analytical Method: SM 2320B								
Alkalinity,Bicarbonate (CaCO3)	**45.9**	mg/L	20.0	2.0	1		05/17/16 09:52		
Alkalinity, Carbonate (CaCO3)	ND	mg/L	20.0	2.0	1		05/17/16 09:52		
Alkalinity, Total as CaCO3	**45.9**	mg/L	20.0	2.0	1		05/17/16 09:52		
Iron, Ferric (Calculation)	Analytical Method: SM 3500-Fe B#4								
Iron, Ferric	**0.29**	mg/L	0.20		1		05/17/16 00:00	7439-89-6	
4500H+ pH, Electrometric	Analytical Method: SM 4500-H+B								
pH at 25 Degrees C	**5.3**	Std. Units	0.10	0.10	1		05/17/16 00:00		H6
4500S2D Sulfide, Total	Analytical Method: SM 4500-S-2 D								
Sulfide, Total	ND	mg/L	0.050	0.012	1		05/12/16 12:40	18496-25-8	
300.0 IC Anions 28 Days	Analytical Method: EPA 300.0								
Chloride	**121**	mg/L	10.0	5.0	10		05/13/16 04:09	16887-00-6	
Sulfate	**2690**	mg/L	200	49.5	200		05/13/16 04:25	14808-79-8	
350.1 Ammonia	Analytical Method: EPA 350.1								
Nitrogen, Ammonia	**0.29**	mg/L	0.10	0.046	1		05/09/16 20:34	7664-41-7	
353.2 Nitrogen, NO2/NO3 unpres	Analytical Method: EPA 353.2								
Nitrogen, Nitrate	**3.2**	mg/L	0.10	0.012	1		05/06/16 17:55		
Nitrogen, Nitrite	ND	mg/L	0.10	0.010	1		05/06/16 17:55		
Nitrogen, NO2 plus NO3	**3.2**	mg/L	0.10	0.012	1		05/06/16 17:55		
Total Carbon Dioxide Calc	Analytical Method: SM 4500-CO2 D								
Carbon Dioxide Calculation	**534**	mg/L	20.0	20.0	1		05/23/16 00:00		
5310C TOC	Analytical Method: SM 5310C								
Total Organic Carbon	**0.39J**	mg/L	1.0	0.054	1		05/23/16 11:21	7440-44-0	B,M1
SM4500P-E, Total Phosphorus	Analytical Method: SM 4500-P E Preparation Method: SM4500-P B								
Phosphate as P04	**0.13**	mg/L	0.030	0.010	1	05/19/16 10:53	05/19/16 15:52		

REPORT OF LABORATORY ANALYSIS

This report shall not be reproduced, except in full,
without the written consent of Pace Analytical Services, Inc..

Pace Analytical Services, Inc.
9608 Loiret Blvd.
Lenexa, KS 66219
(913)599-5665

ANALYTICAL RESULTS

Project: FORT SMITH, AR
Pace Project No.: 60218544

Sample: DUP-01-201605 **Lab ID: 60218544029** Collected: 05/05/16 11:40 Received: 05/06/16 09:51 Matrix: Water

Parameters	Results	Units	Report Limit	MDL	DF	Prepared	Analyzed	CAS No.	Qual
8260 MSV	Analytical Method: EPA 5030B/8260								
Acetone	ND	ug/L	10.0	1.9	1		05/12/16 10:41	67-64-1	
Benzene	**0.16J**	ug/L	1.0	0.060	1		05/12/16 10:41	71-43-2	
Bromodichloromethane	ND	ug/L	1.0	0.19	1		05/12/16 10:41	75-27-4	
Bromoform	ND	ug/L	1.0	0.070	1		05/12/16 10:41	75-25-2	
Bromomethane	ND	ug/L	5.0	0.16	1		05/12/16 10:41	74-83-9	
2-Butanone (MEK)	ND	ug/L	10.0	0.59	1		05/12/16 10:41	78-93-3	
Carbon disulfide	ND	ug/L	5.0	0.12	1		05/12/16 10:41	75-15-0	
Carbon tetrachloride	ND	ug/L	1.0	0.18	1		05/12/16 10:41	56-23-5	
Chlorobenzene	ND	ug/L	1.0	0.21	1		05/12/16 10:41	108-90-7	
Chloroethane	ND	ug/L	1.0	0.15	1		05/12/16 10:41	75-00-3	
Chloroform	**0.37J**	ug/L	1.0	0.14	1		05/12/16 10:41	67-66-3	
Chloromethane	ND	ug/L	1.0	0.080	1		05/12/16 10:41	74-87-3	
Dibromochloromethane	ND	ug/L	1.0	0.21	1		05/12/16 10:41	124-48-1	
1,1-Dichloroethane	**2.2**	ug/L	1.0	0.050	1		05/12/16 10:41	75-34-3	
1,2-Dichloroethane	ND	ug/L	1.0	0.12	1		05/12/16 10:41	107-06-2	
1,1-Dichloroethene	**4.0**	ug/L	1.0	0.20	1		05/12/16 10:41	75-35-4	
cis-1,2-Dichloroethene	**34.0**	ug/L	1.0	0.080	1		05/12/16 10:41	156-59-2	
trans-1,2-Dichloroethene	**0.26J**	ug/L	1.0	0.20	1		05/12/16 10:41	156-60-5	
1,2-Dichloropropane	ND	ug/L	1.0	0.16	1		05/12/16 10:41	78-87-5	
cis-1,3-Dichloropropene	ND	ug/L	1.0	0.14	1		05/12/16 10:41	10061-01-5	
trans-1,3-Dichloropropene	ND	ug/L	1.0	0.12	1		05/12/16 10:41	10061-02-6	
Ethylbenzene	ND	ug/L	1.0	0.18	1		05/12/16 10:41	100-41-4	
2-Hexanone	ND	ug/L	10.0	1.2	1		05/12/16 10:41	591-78-6	
Methylene chloride	ND	ug/L	1.0	0.15	1		05/12/16 10:41	75-09-2	
4-Methyl-2-pentanone (MIBK)	ND	ug/L	10.0	0.42	1		05/12/16 10:41	108-10-1	
Styrene	ND	ug/L	1.0	0.12	1		05/12/16 10:41	100-42-5	
1,1,2,2-Tetrachloroethane	ND	ug/L	1.0	0.15	1		05/12/16 10:41	79-34-5	
Tetrachloroethene	**0.89J**	ug/L	1.0	0.10	1		05/12/16 10:41	127-18-4	
Toluene	**0.69J**	ug/L	1.0	0.17	1		05/12/16 10:41	108-88-3	
1,1,1-Trichloroethane	ND	ug/L	1.0	0.11	1		05/12/16 10:41	71-55-6	
1,1,2-Trichloroethane	ND	ug/L	1.0	0.20	1		05/12/16 10:41	79-00-5	
Trichloroethene	**673**	ug/L	10.0	1.7	10		05/13/16 18:47	79-01-6	
Vinyl chloride	**1.1**	ug/L	1.0	0.13	1		05/12/16 10:41	75-01-4	
Xylene (Total)	ND	ug/L	3.0	0.42	1		05/12/16 10:41	1330-20-7	
Surrogates									
4-Bromofluorobenzene (S)	101	%	77-130		1		05/12/16 10:41	460-00-4	
1,2-Dichloroethane-d4 (S)	100	%	81-127		1		05/12/16 10:41	17060-07-0	
Toluene-d8 (S)	101	%	80-120		1		05/12/16 10:41	2037-26-5	
Preservation pH	**1.0**		0.10	0.10	1		05/12/16 10:41		

REPORT OF LABORATORY ANALYSIS

This report shall not be reproduced, except in full,
without the written consent of Pace Analytical Services, Inc..

Pace Analytical Services, Inc.
9608 Loiret Blvd.
Lenexa, KS 66219
(913)599-5665

ANALYTICAL RESULTS

Project: FORT SMITH, AR
Pace Project No.: 60218544

Sample: MW-180-201605 **Lab ID: 60218544030** Collected: 05/05/16 08:15 Received: 05/06/16 09:51 Matrix: Water

Parameters	Results	Units	Report Limit	MDL	DF	Prepared	Analyzed	CAS No.	Qual
8260 MSV	Analytical Method: EPA 5030B/8260								
Acetone	**10.4**	ug/L	10.0	1.9	1		05/12/16 10:27	67-64-1	
Benzene	ND	ug/L	1.0	0.060	1		05/12/16 10:27	71-43-2	
Bromodichloromethane	ND	ug/L	1.0	0.19	1		05/12/16 10:27	75-27-4	
Bromoform	ND	ug/L	1.0	0.070	1		05/12/16 10:27	75-25-2	
Bromomethane	ND	ug/L	5.0	0.16	1		05/12/16 10:27	74-83-9	
2-Butanone (MEK)	ND	ug/L	10.0	0.59	1		05/12/16 10:27	78-93-3	
Carbon disulfide	ND	ug/L	5.0	0.12	1		05/12/16 10:27	75-15-0	
Carbon tetrachloride	ND	ug/L	1.0	0.18	1		05/12/16 10:27	56-23-5	
Chlorobenzene	ND	ug/L	1.0	0.21	1		05/12/16 10:27	108-90-7	
Chloroethane	ND	ug/L	1.0	0.15	1		05/12/16 10:27	75-00-3	
Chloroform	ND	ug/L	1.0	0.14	1		05/12/16 10:27	67-66-3	
Chloromethane	ND	ug/L	1.0	0.080	1		05/12/16 10:27	74-87-3	
Dibromochloromethane	ND	ug/L	1.0	0.21	1		05/12/16 10:27	124-48-1	
1,1-Dichloroethane	ND	ug/L	1.0	0.050	1		05/12/16 10:27	75-34-3	
1,2-Dichloroethane	ND	ug/L	1.0	0.12	1		05/12/16 10:27	107-06-2	
1,1-Dichloroethene	ND	ug/L	1.0	0.20	1		05/12/16 10:27	75-35-4	
cis-1,2-Dichloroethene	**1.4**	ug/L	1.0	0.080	1		05/12/16 10:27	156-59-2	
trans-1,2-Dichloroethene	ND	ug/L	1.0	0.20	1		05/12/16 10:27	156-60-5	
1,2-Dichloropropane	ND	ug/L	1.0	0.16	1		05/12/16 10:27	78-87-5	
cis-1,3-Dichloropropene	ND	ug/L	1.0	0.14	1		05/12/16 10:27	10061-01-5	
trans-1,3-Dichloropropene	ND	ug/L	1.0	0.12	1		05/12/16 10:27	10061-02-6	
Ethylbenzene	ND	ug/L	1.0	0.18	1		05/12/16 10:27	100-41-4	
2-Hexanone	ND	ug/L	10.0	1.2	1		05/12/16 10:27	591-78-6	
Methylene chloride	ND	ug/L	1.0	0.15	1		05/12/16 10:27	75-09-2	
4-Methyl-2-pentanone (MIBK)	ND	ug/L	10.0	0.42	1		05/12/16 10:27	108-10-1	
Styrene	ND	ug/L	1.0	0.12	1		05/12/16 10:27	100-42-5	
1,1,2,2-Tetrachloroethane	ND	ug/L	1.0	0.15	1		05/12/16 10:27	79-34-5	
Tetrachloroethene	ND	ug/L	1.0	0.10	1		05/12/16 10:27	127-18-4	
Toluene	ND	ug/L	1.0	0.17	1		05/12/16 10:27	108-88-3	
1,1,1-Trichloroethane	ND	ug/L	1.0	0.11	1		05/12/16 10:27	71-55-6	
1,1,2-Trichloroethane	ND	ug/L	1.0	0.20	1		05/12/16 10:27	79-00-5	
Trichloroethene	**10.3**	ug/L	1.0	0.17	1		05/12/16 10:27	79-01-6	
Vinyl chloride	ND	ug/L	1.0	0.13	1		05/12/16 10:27	75-01-4	
Xylene (Total)	ND	ug/L	3.0	0.42	1		05/12/16 10:27	1330-20-7	
Surrogates									
4-Bromofluorobenzene (S)	96	%	77-130		1		05/12/16 10:27	460-00-4	
1,2-Dichloroethane-d4 (S)	99	%	81-127		1		05/12/16 10:27	17060-07-0	
Toluene-d8 (S)	104	%	80-120		1		05/12/16 10:27	2037-26-5	
Preservation pH	**1.0**		0.10	0.10	1		05/12/16 10:27		

REPORT OF LABORATORY ANALYSIS

This report shall not be reproduced, except in full,
without the written consent of Pace Analytical Services, Inc..

Pace Analytical Services, Inc.
9608 Loiret Blvd.
Lenexa, KS 66219
(913)599-5665

ANALYTICAL RESULTS

Project: FORT SMITH, AR
Pace Project No.: 60218544

Sample: TB-15-201605 **Lab ID: 60218544031** Collected: 05/05/16 08:15 Received: 05/06/16 09:51 Matrix: Water

Parameters	Results	Units	Report Limit	MDL	DF	Prepared	Analyzed	CAS No.	Qual
8260 MSV	Analytical Method: EPA 5030B/8260								
Acetone	ND	ug/L	10.0	1.9	1		05/12/16 08:32	67-64-1	
Benzene	ND	ug/L	1.0	0.060	1		05/12/16 08:32	71-43-2	
Bromodichloromethane	ND	ug/L	1.0	0.19	1		05/12/16 08:32	75-27-4	
Bromoform	ND	ug/L	1.0	0.070	1		05/12/16 08:32	75-25-2	
Bromomethane	ND	ug/L	5.0	0.16	1		05/12/16 08:32	74-83-9	
2-Butanone (MEK)	ND	ug/L	10.0	0.59	1		05/12/16 08:32	78-93-3	
Carbon disulfide	ND	ug/L	5.0	0.12	1		05/12/16 08:32	75-15-0	
Carbon tetrachloride	ND	ug/L	1.0	0.18	1		05/12/16 08:32	56-23-5	
Chlorobenzene	ND	ug/L	1.0	0.21	1		05/12/16 08:32	108-90-7	
Chloroethane	ND	ug/L	1.0	0.15	1		05/12/16 08:32	75-00-3	
Chloroform	ND	ug/L	1.0	0.14	1		05/12/16 08:32	67-66-3	
Chloromethane	ND	ug/L	1.0	0.080	1		05/12/16 08:32	74-87-3	
Dibromochloromethane	ND	ug/L	1.0	0.21	1		05/12/16 08:32	124-48-1	
1,1-Dichloroethane	ND	ug/L	1.0	0.050	1		05/12/16 08:32	75-34-3	
1,2-Dichloroethane	ND	ug/L	1.0	0.12	1		05/12/16 08:32	107-06-2	
1,1-Dichloroethene	ND	ug/L	1.0	0.20	1		05/12/16 08:32	75-35-4	
cis-1,2-Dichloroethene	ND	ug/L	1.0	0.080	1		05/12/16 08:32	156-59-2	
trans-1,2-Dichloroethene	ND	ug/L	1.0	0.20	1		05/12/16 08:32	156-60-5	
1,2-Dichloropropane	ND	ug/L	1.0	0.16	1		05/12/16 08:32	78-87-5	
cis-1,3-Dichloropropene	ND	ug/L	1.0	0.14	1		05/12/16 08:32	10061-01-5	
trans-1,3-Dichloropropene	ND	ug/L	1.0	0.12	1		05/12/16 08:32	10061-02-6	
Ethylbenzene	ND	ug/L	1.0	0.18	1		05/12/16 08:32	100-41-4	
2-Hexanone	ND	ug/L	10.0	1.2	1		05/12/16 08:32	591-78-6	
Methylene chloride	ND	ug/L	1.0	0.15	1		05/12/16 08:32	75-09-2	
4-Methyl-2-pentanone (MIBK)	ND	ug/L	10.0	0.42	1		05/12/16 08:32	108-10-1	
Styrene	ND	ug/L	1.0	0.12	1		05/12/16 08:32	100-42-5	
1,1,2,2-Tetrachloroethane	ND	ug/L	1.0	0.15	1		05/12/16 08:32	79-34-5	
Tetrachloroethene	ND	ug/L	1.0	0.10	1		05/12/16 08:32	127-18-4	
Toluene	ND	ug/L	1.0	0.17	1		05/12/16 08:32	108-88-3	
1,1,1-Trichloroethane	ND	ug/L	1.0	0.11	1		05/12/16 08:32	71-55-6	
1,1,2-Trichloroethane	ND	ug/L	1.0	0.20	1		05/12/16 08:32	79-00-5	
Trichloroethene	ND	ug/L	1.0	0.17	1		05/12/16 08:32	79-01-6	
Vinyl chloride	ND	ug/L	1.0	0.13	1		05/12/16 08:32	75-01-4	
Xylene (Total)	ND	ug/L	3.0	0.42	1		05/12/16 08:32	1330-20-7	
Surrogates									
4-Bromofluorobenzene (S)	95	%	77-130		1		05/12/16 08:32	460-00-4	
1,2-Dichloroethane-d4 (S)	105	%	81-127		1		05/12/16 08:32	17060-07-0	
Toluene-d8 (S)	103	%	80-120		1		05/12/16 08:32	2037-26-5	
Preservation pH	**1.0**		0.10	0.10	1		05/12/16 08:32		

REPORT OF LABORATORY ANALYSIS

This report shall not be reproduced, except in full,
without the written consent of Pace Analytical Services, Inc..

Pace Analytical Services, Inc.
9608 Loiret Blvd.
Lenexa, KS 66219
(913)599-5665

ANALYTICAL RESULTS

Project: FORT SMITH, AR
Pace Project No.: 60218544

Sample: EB-05-201605 **Lab ID: 60218544032** Collected: 05/05/16 15:35 Received: 05/06/16 09:51 Matrix: Water

Parameters	Results	Units	Report Limit	MDL	DF	Prepared	Analyzed	CAS No.	Qual
8260 MSV	Analytical Method: EPA 5030B/8260								
Acetone	**3.0J**	ug/L	10.0	1.9	1		05/12/16 08:46	67-64-1	
Benzene	ND	ug/L	1.0	0.060	1		05/12/16 08:46	71-43-2	
Bromodichloromethane	ND	ug/L	1.0	0.19	1		05/12/16 08:46	75-27-4	
Bromoform	ND	ug/L	1.0	0.070	1		05/12/16 08:46	75-25-2	
Bromomethane	ND	ug/L	5.0	0.16	1		05/12/16 08:46	74-83-9	
2-Butanone (MEK)	ND	ug/L	10.0	0.59	1		05/12/16 08:46	78-93-3	
Carbon disulfide	ND	ug/L	5.0	0.12	1		05/12/16 08:46	75-15-0	
Carbon tetrachloride	ND	ug/L	1.0	0.18	1		05/12/16 08:46	56-23-5	
Chlorobenzene	ND	ug/L	1.0	0.21	1		05/12/16 08:46	108-90-7	
Chloroethane	ND	ug/L	1.0	0.15	1		05/12/16 08:46	75-00-3	
Chloroform	ND	ug/L	1.0	0.14	1		05/12/16 08:46	67-66-3	
Chloromethane	ND	ug/L	1.0	0.080	1		05/12/16 08:46	74-87-3	
Dibromochloromethane	ND	ug/L	1.0	0.21	1		05/12/16 08:46	124-48-1	
1,1-Dichloroethane	ND	ug/L	1.0	0.050	1		05/12/16 08:46	75-34-3	
1,2-Dichloroethane	ND	ug/L	1.0	0.12	1		05/12/16 08:46	107-06-2	
1,1-Dichloroethene	ND	ug/L	1.0	0.20	1		05/12/16 08:46	75-35-4	
cis-1,2-Dichloroethene	ND	ug/L	1.0	0.080	1		05/12/16 08:46	156-59-2	
trans-1,2-Dichloroethene	ND	ug/L	1.0	0.20	1		05/12/16 08:46	156-60-5	
1,2-Dichloropropane	ND	ug/L	1.0	0.16	1		05/12/16 08:46	78-87-5	
cis-1,3-Dichloropropene	ND	ug/L	1.0	0.14	1		05/12/16 08:46	10061-01-5	
trans-1,3-Dichloropropene	ND	ug/L	1.0	0.12	1		05/12/16 08:46	10061-02-6	
Ethylbenzene	ND	ug/L	1.0	0.18	1		05/12/16 08:46	100-41-4	
2-Hexanone	ND	ug/L	10.0	1.2	1		05/12/16 08:46	591-78-6	
Methylene chloride	ND	ug/L	1.0	0.15	1		05/12/16 08:46	75-09-2	
4-Methyl-2-pentanone (MIBK)	ND	ug/L	10.0	0.42	1		05/12/16 08:46	108-10-1	
Styrene	ND	ug/L	1.0	0.12	1		05/12/16 08:46	100-42-5	
1,1,2,2-Tetrachloroethane	ND	ug/L	1.0	0.15	1		05/12/16 08:46	79-34-5	
Tetrachloroethene	ND	ug/L	1.0	0.10	1		05/12/16 08:46	127-18-4	
Toluene	ND	ug/L	1.0	0.17	1		05/12/16 08:46	108-88-3	
1,1,1-Trichloroethane	ND	ug/L	1.0	0.11	1		05/12/16 08:46	71-55-6	
1,1,2-Trichloroethane	ND	ug/L	1.0	0.20	1		05/12/16 08:46	79-00-5	
Trichloroethene	ND	ug/L	1.0	0.17	1		05/12/16 08:46	79-01-6	
Vinyl chloride	ND	ug/L	1.0	0.13	1		05/12/16 08:46	75-01-4	
Xylene (Total)	ND	ug/L	3.0	0.42	1		05/12/16 08:46	1330-20-7	
Surrogates									
4-Bromofluorobenzene (S)	102	%	77-130		1		05/12/16 08:46	460-00-4	
1,2-Dichloroethane-d4 (S)	95	%	81-127		1		05/12/16 08:46	17060-07-0	
Toluene-d8 (S)	103	%	80-120		1		05/12/16 08:46	2037-26-5	
Preservation pH	**1.0**		0.10	0.10	1		05/12/16 08:46		

REPORT OF LABORATORY ANALYSIS

This report shall not be reproduced, except in full,
without the written consent of Pace Analytical Services, Inc..

Pace Analytical Services, Inc.
9608 Loiret Blvd.
Lenexa, KS 66219
(913)599-5665

ANALYTICAL RESULTS

Project: FORT SMITH, AR
Pace Project No.: 60218544

Sample: TB-16-201605 **Lab ID: 60218544033** Collected: 05/05/16 08:15 Received: 05/06/16 09:51 Matrix: Water

Parameters	Results	Units	Report Limit	MDL	DF	Prepared	Analyzed	CAS No.	Qual
8260 MSV	Analytical Method: EPA 5030B/8260								
Acetone	ND	ug/L	10.0	1.9	1		05/12/16 15:14	67-64-1	
Benzene	ND	ug/L	1.0	0.060	1		05/12/16 15:14	71-43-2	
Bromodichloromethane	ND	ug/L	1.0	0.19	1		05/12/16 15:14	75-27-4	
Bromoform	ND	ug/L	1.0	0.070	1		05/12/16 15:14	75-25-2	
Bromomethane	ND	ug/L	5.0	0.16	1		05/12/16 15:14	74-83-9	
2-Butanone (MEK)	ND	ug/L	10.0	0.59	1		05/12/16 15:14	78-93-3	
Carbon disulfide	ND	ug/L	5.0	0.12	1		05/12/16 15:14	75-15-0	
Carbon tetrachloride	ND	ug/L	1.0	0.18	1		05/12/16 15:14	56-23-5	
Chlorobenzene	ND	ug/L	1.0	0.21	1		05/12/16 15:14	108-90-7	
Chloroethane	ND	ug/L	1.0	0.15	1		05/12/16 15:14	75-00-3	
Chloroform	ND	ug/L	1.0	0.14	1		05/12/16 15:14	67-66-3	
Chloromethane	ND	ug/L	1.0	0.080	1		05/12/16 15:14	74-87-3	
Dibromochloromethane	ND	ug/L	1.0	0.21	1		05/12/16 15:14	124-48-1	
1,1-Dichloroethane	ND	ug/L	1.0	0.050	1		05/12/16 15:14	75-34-3	
1,2-Dichloroethane	ND	ug/L	1.0	0.12	1		05/12/16 15:14	107-06-2	
1,1-Dichloroethene	ND	ug/L	1.0	0.20	1		05/12/16 15:14	75-35-4	
cis-1,2-Dichloroethene	ND	ug/L	1.0	0.080	1		05/12/16 15:14	156-59-2	
trans-1,2-Dichloroethene	ND	ug/L	1.0	0.20	1		05/12/16 15:14	156-60-5	
1,2-Dichloropropane	ND	ug/L	1.0	0.16	1		05/12/16 15:14	78-87-5	
cis-1,3-Dichloropropene	ND	ug/L	1.0	0.14	1		05/12/16 15:14	10061-01-5	
trans-1,3-Dichloropropene	ND	ug/L	1.0	0.12	1		05/12/16 15:14	10061-02-6	
Ethylbenzene	ND	ug/L	1.0	0.18	1		05/12/16 15:14	100-41-4	
2-Hexanone	ND	ug/L	10.0	1.2	1		05/12/16 15:14	591-78-6	
Methylene chloride	ND	ug/L	1.0	0.15	1		05/12/16 15:14	75-09-2	
4-Methyl-2-pentanone (MIBK)	ND	ug/L	10.0	0.42	1		05/12/16 15:14	108-10-1	
Styrene	ND	ug/L	1.0	0.12	1		05/12/16 15:14	100-42-5	
1,1,2,2-Tetrachloroethane	ND	ug/L	1.0	0.15	1		05/12/16 15:14	79-34-5	
Tetrachloroethene	ND	ug/L	1.0	0.10	1		05/12/16 15:14	127-18-4	
Toluene	ND	ug/L	1.0	0.17	1		05/12/16 15:14	108-88-3	
1,1,1-Trichloroethane	ND	ug/L	1.0	0.11	1		05/12/16 15:14	71-55-6	
1,1,2-Trichloroethane	ND	ug/L	1.0	0.20	1		05/12/16 15:14	79-00-5	
Trichloroethene	**0.23J**	ug/L	1.0	0.17	1		05/12/16 15:14	79-01-6	B
Vinyl chloride	ND	ug/L	1.0	0.13	1		05/12/16 15:14	75-01-4	
Xylene (Total)	ND	ug/L	3.0	0.42	1		05/12/16 15:14	1330-20-7	
Surrogates									
4-Bromofluorobenzene (S)	96	%	77-130		1		05/12/16 15:14	460-00-4	
1,2-Dichloroethane-d4 (S)	102	%	81-127		1		05/12/16 15:14	17060-07-0	
Toluene-d8 (S)	101	%	80-120		1		05/12/16 15:14	2037-26-5	
Preservation pH	**1.0**		0.10	0.10	1		05/12/16 15:14		

REPORT OF LABORATORY ANALYSIS

This report shall not be reproduced, except in full,
without the written consent of Pace Analytical Services, Inc..

Pace Analytical Services, Inc.
9608 Loiret Blvd.
Lenexa, KS 66219
(913)599-5665

ANALYTICAL RESULTS

Project: FORT SMITH, AR
Pace Project No.: 60218544

Sample: IW-101-201605 **Lab ID: 60218544034** Collected: 05/05/16 15:45 Received: 05/06/16 09:51 Matrix: Water

Parameters	Results	Units	Report Limit	MDL	DF	Prepared	Analyzed	CAS No.	Qual
8260 MSV	Analytical Method: EPA 5030B/8260								
Acetone	**25.3**	ug/L	10.0	1.9	1		05/09/16 16:01	67-64-1	
Benzene	ND	ug/L	1.0	0.060	1		05/09/16 16:01	71-43-2	
Bromodichloromethane	**0.50J**	ug/L	1.0	0.19	1		05/09/16 16:01	75-27-4	
Bromoform	**33.7**	ug/L	1.0	0.070	1		05/09/16 16:01	75-25-2	
Bromomethane	**2.9J**	ug/L	5.0	0.16	1		05/09/16 16:01	74-83-9	
2-Butanone (MEK)	ND	ug/L	10.0	0.59	1		05/09/16 16:01	78-93-3	
Carbon disulfide	ND	ug/L	5.0	0.12	1		05/09/16 16:01	75-15-0	
Carbon tetrachloride	ND	ug/L	1.0	0.18	1		05/09/16 16:01	56-23-5	
Chlorobenzene	ND	ug/L	1.0	0.21	1		05/09/16 16:01	108-90-7	
Chloroethane	ND	ug/L	1.0	0.15	1		05/09/16 16:01	75-00-3	
Chloroform	**0.32J**	ug/L	1.0	0.14	1		05/09/16 16:01	67-66-3	
Chloromethane	**5.9**	ug/L	1.0	0.080	1		05/09/16 16:01	74-87-3	
Dibromochloromethane	**1.9**	ug/L	1.0	0.21	1		05/09/16 16:01	124-48-1	
1,1-Dichloroethane	ND	ug/L	1.0	0.050	1		05/09/16 16:01	75-34-3	
1,2-Dichloroethane	ND	ug/L	1.0	0.12	1		05/09/16 16:01	107-06-2	
1,1-Dichloroethene	ND	ug/L	1.0	0.20	1		05/09/16 16:01	75-35-4	
cis-1,2-Dichloroethene	**0.54J**	ug/L	1.0	0.080	1		05/09/16 16:01	156-59-2	
trans-1,2-Dichloroethene	ND	ug/L	1.0	0.20	1		05/09/16 16:01	156-60-5	
1,2-Dichloropropane	ND	ug/L	1.0	0.16	1		05/09/16 16:01	78-87-5	
cis-1,3-Dichloropropene	ND	ug/L	1.0	0.14	1		05/09/16 16:01	10061-01-5	
trans-1,3-Dichloropropene	ND	ug/L	1.0	0.12	1		05/09/16 16:01	10061-02-6	
Ethylbenzene	ND	ug/L	1.0	0.18	1		05/09/16 16:01	100-41-4	
2-Hexanone	ND	ug/L	10.0	1.2	1		05/09/16 16:01	591-78-6	
Methylene chloride	ND	ug/L	1.0	0.15	1		05/09/16 16:01	75-09-2	
4-Methyl-2-pentanone (MIBK)	**1.4J**	ug/L	10.0	0.42	1		05/09/16 16:01	108-10-1	
Styrene	ND	ug/L	1.0	0.12	1		05/09/16 16:01	100-42-5	
1,1,2,2-Tetrachloroethane	ND	ug/L	1.0	0.15	1		05/09/16 16:01	79-34-5	
Tetrachloroethene	ND	ug/L	1.0	0.10	1		05/09/16 16:01	127-18-4	
Toluene	ND	ug/L	1.0	0.17	1		05/09/16 16:01	108-88-3	
1,1,1-Trichloroethane	ND	ug/L	1.0	0.11	1		05/09/16 16:01	71-55-6	
1,1,2-Trichloroethane	ND	ug/L	1.0	0.20	1		05/09/16 16:01	79-00-5	
Trichloroethene	**20.3**	ug/L	1.0	0.17	1		05/09/16 16:01	79-01-6	
Vinyl chloride	ND	ug/L	1.0	0.13	1		05/09/16 16:01	75-01-4	
Xylene (Total)	ND	ug/L	3.0	0.42	1		05/09/16 16:01	1330-20-7	
Surrogates									
4-Bromofluorobenzene (S)	101	%	77-130		1		05/09/16 16:01	460-00-4	
1,2-Dichloroethane-d4 (S)	97	%	81-127		1		05/09/16 16:01	17060-07-0	
Toluene-d8 (S)	97	%	80-120		1		05/09/16 16:01	2037-26-5	
Preservation pH	**2.0**		0.10	0.10	1		05/09/16 16:01		

REPORT OF LABORATORY ANALYSIS

This report shall not be reproduced, except in full,
without the written consent of Pace Analytical Services, Inc..

Pace Analytical Services, Inc.
9608 Loiret Blvd.
Lenexa, KS 66219
(913)599-5665

ANALYTICAL RESULTS

Project: FORT SMITH, AR
Pace Project No.: 60218544

Sample: TB-17-201605 **Lab ID: 60218544035** Collected: 05/05/16 08:15 Received: 05/06/16 09:51 Matrix: Water

Parameters	Results	Units	Report Limit	MDL	DF	Prepared	Analyzed	CAS No.	Qual
8260 MSV	Analytical Method: EPA 5030B/8260								
Acetone	ND	ug/L	10.0	1.9	1		05/12/16 15:28	67-64-1	
Benzene	ND	ug/L	1.0	0.060	1		05/12/16 15:28	71-43-2	
Bromodichloromethane	ND	ug/L	1.0	0.19	1		05/12/16 15:28	75-27-4	
Bromoform	ND	ug/L	1.0	0.070	1		05/12/16 15:28	75-25-2	
Bromomethane	ND	ug/L	5.0	0.16	1		05/12/16 15:28	74-83-9	
2-Butanone (MEK)	ND	ug/L	10.0	0.59	1		05/12/16 15:28	78-93-3	
Carbon disulfide	ND	ug/L	5.0	0.12	1		05/12/16 15:28	75-15-0	
Carbon tetrachloride	ND	ug/L	1.0	0.18	1		05/12/16 15:28	56-23-5	
Chlorobenzene	ND	ug/L	1.0	0.21	1		05/12/16 15:28	108-90-7	
Chloroethane	ND	ug/L	1.0	0.15	1		05/12/16 15:28	75-00-3	
Chloroform	ND	ug/L	1.0	0.14	1		05/12/16 15:28	67-66-3	
Chloromethane	ND	ug/L	1.0	0.080	1		05/12/16 15:28	74-87-3	
Dibromochloromethane	ND	ug/L	1.0	0.21	1		05/12/16 15:28	124-48-1	
1,1-Dichloroethane	ND	ug/L	1.0	0.050	1		05/12/16 15:28	75-34-3	
1,2-Dichloroethane	ND	ug/L	1.0	0.12	1		05/12/16 15:28	107-06-2	
1,1-Dichloroethene	ND	ug/L	1.0	0.20	1		05/12/16 15:28	75-35-4	
cis-1,2-Dichloroethene	ND	ug/L	1.0	0.080	1		05/12/16 15:28	156-59-2	
trans-1,2-Dichloroethene	ND	ug/L	1.0	0.20	1		05/12/16 15:28	156-60-5	
1,2-Dichloropropane	ND	ug/L	1.0	0.16	1		05/12/16 15:28	78-87-5	
cis-1,3-Dichloropropene	ND	ug/L	1.0	0.14	1		05/12/16 15:28	10061-01-5	
trans-1,3-Dichloropropene	ND	ug/L	1.0	0.12	1		05/12/16 15:28	10061-02-6	
Ethylbenzene	ND	ug/L	1.0	0.18	1		05/12/16 15:28	100-41-4	
2-Hexanone	ND	ug/L	10.0	1.2	1		05/12/16 15:28	591-78-6	
Methylene chloride	ND	ug/L	1.0	0.15	1		05/12/16 15:28	75-09-2	
4-Methyl-2-pentanone (MIBK)	ND	ug/L	10.0	0.42	1		05/12/16 15:28	108-10-1	
Styrene	ND	ug/L	1.0	0.12	1		05/12/16 15:28	100-42-5	
1,1,2,2-Tetrachloroethane	ND	ug/L	1.0	0.15	1		05/12/16 15:28	79-34-5	
Tetrachloroethene	ND	ug/L	1.0	0.10	1		05/12/16 15:28	127-18-4	
Toluene	ND	ug/L	1.0	0.17	1		05/12/16 15:28	108-88-3	
1,1,1-Trichloroethane	ND	ug/L	1.0	0.11	1		05/12/16 15:28	71-55-6	
1,1,2-Trichloroethane	ND	ug/L	1.0	0.20	1		05/12/16 15:28	79-00-5	
Trichloroethene	**0.24J**	ug/L	1.0	0.17	1		05/12/16 15:28	79-01-6	B
Vinyl chloride	ND	ug/L	1.0	0.13	1		05/12/16 15:28	75-01-4	
Xylene (Total)	ND	ug/L	3.0	0.42	1		05/12/16 15:28	1330-20-7	
Surrogates									
4-Bromofluorobenzene (S)	100	%	77-130		1		05/12/16 15:28	460-00-4	
1,2-Dichloroethane-d4 (S)	104	%	81-127		1		05/12/16 15:28	17060-07-0	
Toluene-d8 (S)	103	%	80-120		1		05/12/16 15:28	2037-26-5	
Preservation pH	**1.0**		0.10	0.10	1		05/12/16 15:28		

REPORT OF LABORATORY ANALYSIS

This report shall not be reproduced, except in full,
without the written consent of Pace Analytical Services, Inc..

Pace Analytical Services, Inc.
9608 Loiret Blvd.
Lenexa, KS 66219
(913)599-5665

ANALYTICAL RESULTS

Project: FORT SMITH, AR
Pace Project No.: 60218544

Sample: TB-18-201605 **Lab ID: 60218544036** Collected: 05/05/16 08:15 Received: 05/06/16 09:51 Matrix: Water

Parameters	Results	Units	Report Limit	MDL	DF	Prepared	Analyzed	CAS No.	Qual
8260 MSV	Analytical Method: EPA 5030B/8260								
Acetone	ND	ug/L	10.0	1.9	1		05/12/16 15:42	67-64-1	
Benzene	ND	ug/L	1.0	0.060	1		05/12/16 15:42	71-43-2	
Bromodichloromethane	ND	ug/L	1.0	0.19	1		05/12/16 15:42	75-27-4	
Bromoform	ND	ug/L	1.0	0.070	1		05/12/16 15:42	75-25-2	
Bromomethane	ND	ug/L	5.0	0.16	1		05/12/16 15:42	74-83-9	
2-Butanone (MEK)	ND	ug/L	10.0	0.59	1		05/12/16 15:42	78-93-3	
Carbon disulfide	ND	ug/L	5.0	0.12	1		05/12/16 15:42	75-15-0	
Carbon tetrachloride	ND	ug/L	1.0	0.18	1		05/12/16 15:42	56-23-5	
Chlorobenzene	ND	ug/L	1.0	0.21	1		05/12/16 15:42	108-90-7	
Chloroethane	ND	ug/L	1.0	0.15	1		05/12/16 15:42	75-00-3	
Chloroform	ND	ug/L	1.0	0.14	1		05/12/16 15:42	67-66-3	
Chloromethane	ND	ug/L	1.0	0.080	1		05/12/16 15:42	74-87-3	
Dibromochloromethane	ND	ug/L	1.0	0.21	1		05/12/16 15:42	124-48-1	
1,1-Dichloroethane	ND	ug/L	1.0	0.050	1		05/12/16 15:42	75-34-3	
1,2-Dichloroethane	ND	ug/L	1.0	0.12	1		05/12/16 15:42	107-06-2	
1,1-Dichloroethene	ND	ug/L	1.0	0.20	1		05/12/16 15:42	75-35-4	
cis-1,2-Dichloroethene	ND	ug/L	1.0	0.080	1		05/12/16 15:42	156-59-2	
trans-1,2-Dichloroethene	ND	ug/L	1.0	0.20	1		05/12/16 15:42	156-60-5	
1,2-Dichloropropane	ND	ug/L	1.0	0.16	1		05/12/16 15:42	78-87-5	
cis-1,3-Dichloropropene	ND	ug/L	1.0	0.14	1		05/12/16 15:42	10061-01-5	
trans-1,3-Dichloropropene	ND	ug/L	1.0	0.12	1		05/12/16 15:42	10061-02-6	
Ethylbenzene	ND	ug/L	1.0	0.18	1		05/12/16 15:42	100-41-4	
2-Hexanone	ND	ug/L	10.0	1.2	1		05/12/16 15:42	591-78-6	
Methylene chloride	ND	ug/L	1.0	0.15	1		05/12/16 15:42	75-09-2	
4-Methyl-2-pentanone (MIBK)	ND	ug/L	10.0	0.42	1		05/12/16 15:42	108-10-1	
Styrene	ND	ug/L	1.0	0.12	1		05/12/16 15:42	100-42-5	
1,1,2,2-Tetrachloroethane	ND	ug/L	1.0	0.15	1		05/12/16 15:42	79-34-5	
Tetrachloroethene	ND	ug/L	1.0	0.10	1		05/12/16 15:42	127-18-4	
Toluene	ND	ug/L	1.0	0.17	1		05/12/16 15:42	108-88-3	
1,1,1-Trichloroethane	ND	ug/L	1.0	0.11	1		05/12/16 15:42	71-55-6	
1,1,2-Trichloroethane	ND	ug/L	1.0	0.20	1		05/12/16 15:42	79-00-5	
Trichloroethene	**0.22J**	ug/L	1.0	0.17	1		05/12/16 15:42	79-01-6	B
Vinyl chloride	ND	ug/L	1.0	0.13	1		05/12/16 15:42	75-01-4	
Xylene (Total)	ND	ug/L	3.0	0.42	1		05/12/16 15:42	1330-20-7	
Surrogates									
4-Bromofluorobenzene (S)	100	%	77-130		1		05/12/16 15:42	460-00-4	
1,2-Dichloroethane-d4 (S)	97	%	81-127		1		05/12/16 15:42	17060-07-0	
Toluene-d8 (S)	104	%	80-120		1		05/12/16 15:42	2037-26-5	
Preservation pH	**1.0**		0.10	0.10	1		05/12/16 15:42		

REPORT OF LABORATORY ANALYSIS

This report shall not be reproduced, except in full,
without the written consent of Pace Analytical Services, Inc..

Pace Analytical Services, Inc.
9608 Loiret Blvd.
Lenexa, KS 66219
(913)599-5665

ANALYTICAL RESULTS

Project: FORT SMITH, AR
Pace Project No.: 60218544

Sample: DUP-06-201605 **Lab ID: 60218544037** Collected: 05/05/16 08:20 Received: 05/06/16 09:51 Matrix: Water

Parameters	Results	Units	Report Limit	MDL	DF	Prepared	Analyzed	CAS No.	Qual
8260 MSV	Analytical Method: EPA 5030B/8260								
Acetone	ND	ug/L	10.0	1.9	1		05/12/16 17:22	67-64-1	
Benzene	ND	ug/L	1.0	0.060	1		05/12/16 17:22	71-43-2	
Bromodichloromethane	ND	ug/L	1.0	0.19	1		05/12/16 17:22	75-27-4	
Bromoform	ND	ug/L	1.0	0.070	1		05/12/16 17:22	75-25-2	
Bromomethane	ND	ug/L	5.0	0.16	1		05/12/16 17:22	74-83-9	
2-Butanone (MEK)	ND	ug/L	10.0	0.59	1		05/12/16 17:22	78-93-3	
Carbon disulfide	ND	ug/L	5.0	0.12	1		05/12/16 17:22	75-15-0	
Carbon tetrachloride	ND	ug/L	1.0	0.18	1		05/12/16 17:22	56-23-5	
Chlorobenzene	**1.2**	ug/L	1.0	0.21	1		05/12/16 17:22	108-90-7	
Chloroethane	ND	ug/L	1.0	0.15	1		05/12/16 17:22	75-00-3	
Chloroform	ND	ug/L	1.0	0.14	1		05/12/16 17:22	67-66-3	
Chloromethane	ND	ug/L	1.0	0.080	1		05/12/16 17:22	74-87-3	
Dibromochloromethane	ND	ug/L	1.0	0.21	1		05/12/16 17:22	124-48-1	
1,1-Dichloroethane	ND	ug/L	1.0	0.050	1		05/12/16 17:22	75-34-3	
1,2-Dichloroethane	ND	ug/L	1.0	0.12	1		05/12/16 17:22	107-06-2	
1,1-Dichloroethene	ND	ug/L	1.0	0.20	1		05/12/16 17:22	75-35-4	
cis-1,2-Dichloroethene	**9.0**	ug/L	1.0	0.080	1		05/12/16 17:22	156-59-2	
trans-1,2-Dichloroethene	ND	ug/L	1.0	0.20	1		05/12/16 17:22	156-60-5	
1,2-Dichloropropane	ND	ug/L	1.0	0.16	1		05/12/16 17:22	78-87-5	
cis-1,3-Dichloropropene	ND	ug/L	1.0	0.14	1		05/12/16 17:22	10061-01-5	
trans-1,3-Dichloropropene	ND	ug/L	1.0	0.12	1		05/12/16 17:22	10061-02-6	
Ethylbenzene	ND	ug/L	1.0	0.18	1		05/12/16 17:22	100-41-4	
2-Hexanone	ND	ug/L	10.0	1.2	1		05/12/16 17:22	591-78-6	
Methylene chloride	ND	ug/L	1.0	0.15	1		05/12/16 17:22	75-09-2	
4-Methyl-2-pentanone (MIBK)	ND	ug/L	10.0	0.42	1		05/12/16 17:22	108-10-1	
Styrene	ND	ug/L	1.0	0.12	1		05/12/16 17:22	100-42-5	
1,1,2,2-Tetrachloroethane	ND	ug/L	1.0	0.15	1		05/12/16 17:22	79-34-5	
Tetrachloroethene	ND	ug/L	1.0	0.10	1		05/12/16 17:22	127-18-4	
Toluene	ND	ug/L	1.0	0.17	1		05/12/16 17:22	108-88-3	
1,1,1-Trichloroethane	ND	ug/L	1.0	0.11	1		05/12/16 17:22	71-55-6	
1,1,2-Trichloroethane	ND	ug/L	1.0	0.20	1		05/12/16 17:22	79-00-5	
Trichloroethene	**33.9**	ug/L	1.0	0.17	1		05/12/16 17:22	79-01-6	
Vinyl chloride	**0.18J**	ug/L	1.0	0.13	1		05/12/16 17:22	75-01-4	
Xylene (Total)	ND	ug/L	3.0	0.42	1		05/12/16 17:22	1330-20-7	
Surrogates									
4-Bromofluorobenzene (S)	98	%	77-130		1		05/12/16 17:22	460-00-4	
1,2-Dichloroethane-d4 (S)	94	%	81-127		1		05/12/16 17:22	17060-07-0	
Toluene-d8 (S)	100	%	80-120		1		05/12/16 17:22	2037-26-5	
Preservation pH	**1.0**		0.10	0.10	1		05/12/16 17:22		

REPORT OF LABORATORY ANALYSIS

This report shall not be reproduced, except in full,
without the written consent of Pace Analytical Services, Inc..

Pace Analytical Services, Inc.
9608 Loiret Blvd.
Lenexa, KS 66219
(913)599-5665

ANALYTICAL RESULTS

Project: FORT SMITH, AR
Pace Project No.: 60218544

Sample: TB-19-201605 **Lab ID: 60218544038** Collected: 05/05/16 08:15 Received: 05/06/16 09:51 Matrix: Water

Parameters	Results	Units	Report Limit	MDL	DF	Prepared	Analyzed	CAS No.	Qual
8260 MSV	Analytical Method: EPA 5030B/8260								
Acetone	ND	ug/L	10.0	1.9	1		05/12/16 15:57	67-64-1	
Benzene	ND	ug/L	1.0	0.060	1		05/12/16 15:57	71-43-2	
Bromodichloromethane	ND	ug/L	1.0	0.19	1		05/12/16 15:57	75-27-4	
Bromoform	ND	ug/L	1.0	0.070	1		05/12/16 15:57	75-25-2	
Bromomethane	ND	ug/L	5.0	0.16	1		05/12/16 15:57	74-83-9	
2-Butanone (MEK)	ND	ug/L	10.0	0.59	1		05/12/16 15:57	78-93-3	
Carbon disulfide	ND	ug/L	5.0	0.12	1		05/12/16 15:57	75-15-0	
Carbon tetrachloride	ND	ug/L	1.0	0.18	1		05/12/16 15:57	56-23-5	
Chlorobenzene	ND	ug/L	1.0	0.21	1		05/12/16 15:57	108-90-7	
Chloroethane	ND	ug/L	1.0	0.15	1		05/12/16 15:57	75-00-3	
Chloroform	ND	ug/L	1.0	0.14	1		05/12/16 15:57	67-66-3	
Chloromethane	ND	ug/L	1.0	0.080	1		05/12/16 15:57	74-87-3	
Dibromochloromethane	ND	ug/L	1.0	0.21	1		05/12/16 15:57	124-48-1	
1,1-Dichloroethane	ND	ug/L	1.0	0.050	1		05/12/16 15:57	75-34-3	
1,2-Dichloroethane	ND	ug/L	1.0	0.12	1		05/12/16 15:57	107-06-2	
1,1-Dichloroethene	ND	ug/L	1.0	0.20	1		05/12/16 15:57	75-35-4	
cis-1,2-Dichloroethene	ND	ug/L	1.0	0.080	1		05/12/16 15:57	156-59-2	
trans-1,2-Dichloroethene	ND	ug/L	1.0	0.20	1		05/12/16 15:57	156-60-5	
1,2-Dichloropropane	ND	ug/L	1.0	0.16	1		05/12/16 15:57	78-87-5	
cis-1,3-Dichloropropene	ND	ug/L	1.0	0.14	1		05/12/16 15:57	10061-01-5	
trans-1,3-Dichloropropene	ND	ug/L	1.0	0.12	1		05/12/16 15:57	10061-02-6	
Ethylbenzene	ND	ug/L	1.0	0.18	1		05/12/16 15:57	100-41-4	
2-Hexanone	ND	ug/L	10.0	1.2	1		05/12/16 15:57	591-78-6	
Methylene chloride	ND	ug/L	1.0	0.15	1		05/12/16 15:57	75-09-2	
4-Methyl-2-pentanone (MIBK)	ND	ug/L	10.0	0.42	1		05/12/16 15:57	108-10-1	
Styrene	ND	ug/L	1.0	0.12	1		05/12/16 15:57	100-42-5	
1,1,2,2-Tetrachloroethane	ND	ug/L	1.0	0.15	1		05/12/16 15:57	79-34-5	
Tetrachloroethene	ND	ug/L	1.0	0.10	1		05/12/16 15:57	127-18-4	
Toluene	ND	ug/L	1.0	0.17	1		05/12/16 15:57	108-88-3	
1,1,1-Trichloroethane	ND	ug/L	1.0	0.11	1		05/12/16 15:57	71-55-6	
1,1,2-Trichloroethane	ND	ug/L	1.0	0.20	1		05/12/16 15:57	79-00-5	
Trichloroethene	**0.19J**	ug/L	1.0	0.17	1		05/12/16 15:57	79-01-6	B
Vinyl chloride	ND	ug/L	1.0	0.13	1		05/12/16 15:57	75-01-4	
Xylene (Total)	ND	ug/L	3.0	0.42	1		05/12/16 15:57	1330-20-7	
Surrogates									
4-Bromofluorobenzene (S)	101	%	77-130		1		05/12/16 15:57	460-00-4	
1,2-Dichloroethane-d4 (S)	95	%	81-127		1		05/12/16 15:57	17060-07-0	
Toluene-d8 (S)	103	%	80-120		1		05/12/16 15:57	2037-26-5	
Preservation pH	**1.0**		0.10	0.10	1		05/12/16 15:57		

REPORT OF LABORATORY ANALYSIS

This report shall not be reproduced, except in full,
without the written consent of Pace Analytical Services, Inc..

Pace Analytical Services, Inc.
9608 Loiret Blvd.
Lenexa, KS 66219
(913)599-5665

ANALYTICAL RESULTS

Project: FORT SMITH, AR
Pace Project No.: 60218544

Sample: DUP-05-201605 **Lab ID: 60218544039** Collected: 05/05/16 13:50 Received: 05/06/16 09:51 Matrix: Water

Parameters	Results	Units	Report Limit	MDL	DF	Prepared	Analyzed	CAS No.	Qual
8260 MSV	Analytical Method: EPA 5030B/8260								
Acetone	ND	ug/L	10.0	1.9	1		05/12/16 17:37	67-64-1	
Benzene	ND	ug/L	1.0	0.060	1		05/12/16 17:37	71-43-2	
Bromodichloromethane	ND	ug/L	1.0	0.19	1		05/12/16 17:37	75-27-4	
Bromoform	ND	ug/L	1.0	0.070	1		05/12/16 17:37	75-25-2	
Bromomethane	ND	ug/L	5.0	0.16	1		05/12/16 17:37	74-83-9	
2-Butanone (MEK)	ND	ug/L	10.0	0.59	1		05/12/16 17:37	78-93-3	
Carbon disulfide	ND	ug/L	5.0	0.12	1		05/12/16 17:37	75-15-0	
Carbon tetrachloride	ND	ug/L	1.0	0.18	1		05/12/16 17:37	56-23-5	
Chlorobenzene	ND	ug/L	1.0	0.21	1		05/12/16 17:37	108-90-7	
Chloroethane	ND	ug/L	1.0	0.15	1		05/12/16 17:37	75-00-3	
Chloroform	ND	ug/L	1.0	0.14	1		05/12/16 17:37	67-66-3	
Chloromethane	ND	ug/L	1.0	0.080	1		05/12/16 17:37	74-87-3	
Dibromochloromethane	ND	ug/L	1.0	0.21	1		05/12/16 17:37	124-48-1	
1,1-Dichloroethane	ND	ug/L	1.0	0.050	1		05/12/16 17:37	75-34-3	
1,2-Dichloroethane	ND	ug/L	1.0	0.12	1		05/12/16 17:37	107-06-2	
1,1-Dichloroethene	ND	ug/L	1.0	0.20	1		05/12/16 17:37	75-35-4	
cis-1,2-Dichloroethene	**8.1**	ug/L	1.0	0.080	1		05/12/16 17:37	156-59-2	
trans-1,2-Dichloroethene	ND	ug/L	1.0	0.20	1		05/12/16 17:37	156-60-5	
1,2-Dichloropropane	ND	ug/L	1.0	0.16	1		05/12/16 17:37	78-87-5	
cis-1,3-Dichloropropene	ND	ug/L	1.0	0.14	1		05/12/16 17:37	10061-01-5	
trans-1,3-Dichloropropene	ND	ug/L	1.0	0.12	1		05/12/16 17:37	10061-02-6	
Ethylbenzene	ND	ug/L	1.0	0.18	1		05/12/16 17:37	100-41-4	
2-Hexanone	ND	ug/L	10.0	1.2	1		05/12/16 17:37	591-78-6	
Methylene chloride	ND	ug/L	1.0	0.15	1		05/12/16 17:37	75-09-2	
4-Methyl-2-pentanone (MIBK)	ND	ug/L	10.0	0.42	1		05/12/16 17:37	108-10-1	
Styrene	ND	ug/L	1.0	0.12	1		05/12/16 17:37	100-42-5	
1,1,2,2-Tetrachloroethane	ND	ug/L	1.0	0.15	1		05/12/16 17:37	79-34-5	
Tetrachloroethene	ND	ug/L	1.0	0.10	1		05/12/16 17:37	127-18-4	
Toluene	ND	ug/L	1.0	0.17	1		05/12/16 17:37	108-88-3	
1,1,1-Trichloroethane	ND	ug/L	1.0	0.11	1		05/12/16 17:37	71-55-6	
1,1,2-Trichloroethane	ND	ug/L	1.0	0.20	1		05/12/16 17:37	79-00-5	
Trichloroethene	**17.6**	ug/L	1.0	0.17	1		05/12/16 17:37	79-01-6	
Vinyl chloride	ND	ug/L	1.0	0.13	1		05/12/16 17:37	75-01-4	
Xylene (Total)	ND	ug/L	3.0	0.42	1		05/12/16 17:37	1330-20-7	
Surrogates									
4-Bromofluorobenzene (S)	95	%	77-130		1		05/12/16 17:37	460-00-4	
1,2-Dichloroethane-d4 (S)	99	%	81-127		1		05/12/16 17:37	17060-07-0	
Toluene-d8 (S)	102	%	80-120		1		05/12/16 17:37	2037-26-5	
Preservation pH	**1.0**		0.10	0.10	1		05/12/16 17:37		

REPORT OF LABORATORY ANALYSIS

This report shall not be reproduced, except in full,
without the written consent of Pace Analytical Services, Inc..

Pace Analytical Services, Inc.
9608 Loiret Blvd.
Lenexa, KS 66219
(913)599-5665

ANALYTICAL RESULTS

Project: FORT SMITH, AR
Pace Project No.: 60218544

Sample: EB-06-201605 **Lab ID: 60218544040** Collected: 05/05/16 14:55 Received: 05/06/16 09:51 Matrix: Water

Parameters	Results	Units	Report Limit	MDL	DF	Prepared	Analyzed	CAS No.	Qual
8260 MSV	Analytical Method: EPA 5030B/8260								
Acetone	ND	ug/L	10.0	1.9	1		05/12/16 16:54	67-64-1	
Benzene	ND	ug/L	1.0	0.060	1		05/12/16 16:54	71-43-2	
Bromodichloromethane	ND	ug/L	1.0	0.19	1		05/12/16 16:54	75-27-4	
Bromoform	ND	ug/L	1.0	0.070	1		05/12/16 16:54	75-25-2	
Bromomethane	ND	ug/L	5.0	0.16	1		05/12/16 16:54	74-83-9	
2-Butanone (MEK)	ND	ug/L	10.0	0.59	1		05/12/16 16:54	78-93-3	
Carbon disulfide	ND	ug/L	5.0	0.12	1		05/12/16 16:54	75-15-0	
Carbon tetrachloride	ND	ug/L	1.0	0.18	1		05/12/16 16:54	56-23-5	
Chlorobenzene	ND	ug/L	1.0	0.21	1		05/12/16 16:54	108-90-7	
Chloroethane	ND	ug/L	1.0	0.15	1		05/12/16 16:54	75-00-3	
Chloroform	ND	ug/L	1.0	0.14	1		05/12/16 16:54	67-66-3	
Chloromethane	ND	ug/L	1.0	0.080	1		05/12/16 16:54	74-87-3	
Dibromochloromethane	ND	ug/L	1.0	0.21	1		05/12/16 16:54	124-48-1	
1,1-Dichloroethane	ND	ug/L	1.0	0.050	1		05/12/16 16:54	75-34-3	
1,2-Dichloroethane	ND	ug/L	1.0	0.12	1		05/12/16 16:54	107-06-2	
1,1-Dichloroethene	ND	ug/L	1.0	0.20	1		05/12/16 16:54	75-35-4	
cis-1,2-Dichloroethene	ND	ug/L	1.0	0.080	1		05/12/16 16:54	156-59-2	
trans-1,2-Dichloroethene	ND	ug/L	1.0	0.20	1		05/12/16 16:54	156-60-5	
1,2-Dichloropropane	ND	ug/L	1.0	0.16	1		05/12/16 16:54	78-87-5	
cis-1,3-Dichloropropene	ND	ug/L	1.0	0.14	1		05/12/16 16:54	10061-01-5	
trans-1,3-Dichloropropene	ND	ug/L	1.0	0.12	1		05/12/16 16:54	10061-02-6	
Ethylbenzene	ND	ug/L	1.0	0.18	1		05/12/16 16:54	100-41-4	
2-Hexanone	ND	ug/L	10.0	1.2	1		05/12/16 16:54	591-78-6	
Methylene chloride	ND	ug/L	1.0	0.15	1		05/12/16 16:54	75-09-2	
4-Methyl-2-pentanone (MIBK)	ND	ug/L	10.0	0.42	1		05/12/16 16:54	108-10-1	
Styrene	ND	ug/L	1.0	0.12	1		05/12/16 16:54	100-42-5	
1,1,2,2-Tetrachloroethane	ND	ug/L	1.0	0.15	1		05/12/16 16:54	79-34-5	
Tetrachloroethene	ND	ug/L	1.0	0.10	1		05/12/16 16:54	127-18-4	
Toluene	**0.39J**	ug/L	1.0	0.17	1		05/12/16 16:54	108-88-3	
1,1,1-Trichloroethane	ND	ug/L	1.0	0.11	1		05/12/16 16:54	71-55-6	
1,1,2-Trichloroethane	ND	ug/L	1.0	0.20	1		05/12/16 16:54	79-00-5	
Trichloroethene	**0.56J**	ug/L	1.0	0.17	1		05/12/16 16:54	79-01-6	B
Vinyl chloride	ND	ug/L	1.0	0.13	1		05/12/16 16:54	75-01-4	
Xylene (Total)	ND	ug/L	3.0	0.42	1		05/12/16 16:54	1330-20-7	
Surrogates									
4-Bromofluorobenzene (S)	99	%	77-130		1		05/12/16 16:54	460-00-4	
1,2-Dichloroethane-d4 (S)	98	%	81-127		1		05/12/16 16:54	17060-07-0	
Toluene-d8 (S)	100	%	80-120		1		05/12/16 16:54	2037-26-5	
Preservation pH	**1.0**		0.10	0.10	1		05/12/16 16:54		

REPORT OF LABORATORY ANALYSIS

This report shall not be reproduced, except in full,
without the written consent of Pace Analytical Services, Inc..

Pace Analytical Services, Inc.
9608 Loiret Blvd.
Lenexa, KS 66219
(913)599-5665

ANALYTICAL RESULTS

Project: FORT SMITH, AR
Pace Project No.: 60218544

Sample: TB-21-201605 **Lab ID: 60218544041** Collected: 05/05/16 08:15 Received: 05/06/16 09:51 Matrix: Water

Parameters	Results	Units	Report Limit	MDL	DF	Prepared	Analyzed	CAS No.	Qual
8260 MSV	Analytical Method: EPA 5030B/8260								
Acetone	ND	ug/L	10.0	1.9	1		05/12/16 16:11	67-64-1	
Benzene	ND	ug/L	1.0	0.060	1		05/12/16 16:11	71-43-2	
Bromodichloromethane	ND	ug/L	1.0	0.19	1		05/12/16 16:11	75-27-4	
Bromoform	ND	ug/L	1.0	0.070	1		05/12/16 16:11	75-25-2	
Bromomethane	ND	ug/L	5.0	0.16	1		05/12/16 16:11	74-83-9	
2-Butanone (MEK)	ND	ug/L	10.0	0.59	1		05/12/16 16:11	78-93-3	
Carbon disulfide	ND	ug/L	5.0	0.12	1		05/12/16 16:11	75-15-0	
Carbon tetrachloride	ND	ug/L	1.0	0.18	1		05/12/16 16:11	56-23-5	
Chlorobenzene	ND	ug/L	1.0	0.21	1		05/12/16 16:11	108-90-7	
Chloroethane	ND	ug/L	1.0	0.15	1		05/12/16 16:11	75-00-3	
Chloroform	ND	ug/L	1.0	0.14	1		05/12/16 16:11	67-66-3	
Chloromethane	ND	ug/L	1.0	0.080	1		05/12/16 16:11	74-87-3	
Dibromochloromethane	ND	ug/L	1.0	0.21	1		05/12/16 16:11	124-48-1	
1,1-Dichloroethane	ND	ug/L	1.0	0.050	1		05/12/16 16:11	75-34-3	
1,2-Dichloroethane	ND	ug/L	1.0	0.12	1		05/12/16 16:11	107-06-2	
1,1-Dichloroethene	ND	ug/L	1.0	0.20	1		05/12/16 16:11	75-35-4	
cis-1,2-Dichloroethene	ND	ug/L	1.0	0.080	1		05/12/16 16:11	156-59-2	
trans-1,2-Dichloroethene	ND	ug/L	1.0	0.20	1		05/12/16 16:11	156-60-5	
1,2-Dichloropropane	ND	ug/L	1.0	0.16	1		05/12/16 16:11	78-87-5	
cis-1,3-Dichloropropene	ND	ug/L	1.0	0.14	1		05/12/16 16:11	10061-01-5	
trans-1,3-Dichloropropene	ND	ug/L	1.0	0.12	1		05/12/16 16:11	10061-02-6	
Ethylbenzene	ND	ug/L	1.0	0.18	1		05/12/16 16:11	100-41-4	
2-Hexanone	ND	ug/L	10.0	1.2	1		05/12/16 16:11	591-78-6	
Methylene chloride	ND	ug/L	1.0	0.15	1		05/12/16 16:11	75-09-2	
4-Methyl-2-pentanone (MIBK)	ND	ug/L	10.0	0.42	1		05/12/16 16:11	108-10-1	
Styrene	ND	ug/L	1.0	0.12	1		05/12/16 16:11	100-42-5	
1,1,2,2-Tetrachloroethane	ND	ug/L	1.0	0.15	1		05/12/16 16:11	79-34-5	
Tetrachloroethene	ND	ug/L	1.0	0.10	1		05/12/16 16:11	127-18-4	
Toluene	ND	ug/L	1.0	0.17	1		05/12/16 16:11	108-88-3	
1,1,1-Trichloroethane	ND	ug/L	1.0	0.11	1		05/12/16 16:11	71-55-6	
1,1,2-Trichloroethane	ND	ug/L	1.0	0.20	1		05/12/16 16:11	79-00-5	
Trichloroethene	**0.22J**	ug/L	1.0	0.17	1		05/12/16 16:11	79-01-6	B
Vinyl chloride	ND	ug/L	1.0	0.13	1		05/12/16 16:11	75-01-4	
Xylene (Total)	ND	ug/L	3.0	0.42	1		05/12/16 16:11	1330-20-7	
Surrogates									
4-Bromofluorobenzene (S)	100	%	77-130		1		05/12/16 16:11	460-00-4	
1,2-Dichloroethane-d4 (S)	100	%	81-127		1		05/12/16 16:11	17060-07-0	
Toluene-d8 (S)	102	%	80-120		1		05/12/16 16:11	2037-26-5	
Preservation pH	**1.0**		0.10	0.10	1		05/12/16 16:11		

REPORT OF LABORATORY ANALYSIS

This report shall not be reproduced, except in full,
without the written consent of Pace Analytical Services, Inc..

Pace Analytical Services, Inc.
9608 Loiret Blvd.
Lenexa, KS 66219
(913)599-5665

ANALYTICAL RESULTS

Project: FORT SMITH, AR
Pace Project No.: 60218544

Sample: ITMW-18-201605 **Lab ID: 60218544042** Collected: 05/05/16 17:40 Received: 05/06/16 09:51 Matrix: Water

Parameters	Results	Units	Report Limit	MDL	DF	Prepared	Analyzed	CAS No.	Qual
8260 MSV	Analytical Method: EPA 5030B/8260								
Acetone	**19.9**	ug/L	10.0	1.9	1		05/12/16 17:08	67-64-1	
Benzene	ND	ug/L	1.0	0.060	1		05/12/16 17:08	71-43-2	
Bromodichloromethane	ND	ug/L	1.0	0.19	1		05/12/16 17:08	75-27-4	
Bromoform	**0.34J**	ug/L	1.0	0.070	1		05/12/16 17:08	75-25-2	
Bromomethane	**13.5**	ug/L	5.0	0.16	1		05/12/16 17:08	74-83-9	
2-Butanone (MEK)	ND	ug/L	10.0	0.59	1		05/12/16 17:08	78-93-3	
Carbon disulfide	ND	ug/L	5.0	0.12	1		05/12/16 17:08	75-15-0	
Carbon tetrachloride	ND	ug/L	1.0	0.18	1		05/12/16 17:08	56-23-5	
Chlorobenzene	ND	ug/L	1.0	0.21	1		05/12/16 17:08	108-90-7	
Chloroethane	ND	ug/L	1.0	0.15	1		05/12/16 17:08	75-00-3	
Chloroform	**0.19J**	ug/L	1.0	0.14	1		05/12/16 17:08	67-66-3	
Chloromethane	**9.8**	ug/L	1.0	0.080	1		05/12/16 17:08	74-87-3	
Dibromochloromethane	ND	ug/L	1.0	0.21	1		05/12/16 17:08	124-48-1	
1,1-Dichloroethane	ND	ug/L	1.0	0.050	1		05/12/16 17:08	75-34-3	
1,2-Dichloroethane	ND	ug/L	1.0	0.12	1		05/12/16 17:08	107-06-2	
1,1-Dichloroethene	ND	ug/L	1.0	0.20	1		05/12/16 17:08	75-35-4	
cis-1,2-Dichloroethene	**0.49J**	ug/L	1.0	0.080	1		05/12/16 17:08	156-59-2	
trans-1,2-Dichloroethene	ND	ug/L	1.0	0.20	1		05/12/16 17:08	156-60-5	
1,2-Dichloropropane	ND	ug/L	1.0	0.16	1		05/12/16 17:08	78-87-5	
cis-1,3-Dichloropropene	ND	ug/L	1.0	0.14	1		05/12/16 17:08	10061-01-5	
trans-1,3-Dichloropropene	ND	ug/L	1.0	0.12	1		05/12/16 17:08	10061-02-6	
Ethylbenzene	ND	ug/L	1.0	0.18	1		05/12/16 17:08	100-41-4	
2-Hexanone	ND	ug/L	10.0	1.2	1		05/12/16 17:08	591-78-6	
Methylene chloride	ND	ug/L	1.0	0.15	1		05/12/16 17:08	75-09-2	
4-Methyl-2-pentanone (MIBK)	ND	ug/L	10.0	0.42	1		05/12/16 17:08	108-10-1	
Styrene	ND	ug/L	1.0	0.12	1		05/12/16 17:08	100-42-5	
1,1,2,2-Tetrachloroethane	ND	ug/L	1.0	0.15	1		05/12/16 17:08	79-34-5	
Tetrachloroethene	ND	ug/L	1.0	0.10	1		05/12/16 17:08	127-18-4	
Toluene	ND	ug/L	1.0	0.17	1		05/12/16 17:08	108-88-3	
1,1,1-Trichloroethane	ND	ug/L	1.0	0.11	1		05/12/16 17:08	71-55-6	
1,1,2-Trichloroethane	ND	ug/L	1.0	0.20	1		05/12/16 17:08	79-00-5	
Trichloroethene	**13.9**	ug/L	1.0	0.17	1		05/12/16 17:08	79-01-6	
Vinyl chloride	ND	ug/L	1.0	0.13	1		05/12/16 17:08	75-01-4	
Xylene (Total)	ND	ug/L	3.0	0.42	1		05/12/16 17:08	1330-20-7	
Surrogates									
4-Bromofluorobenzene (S)	99	%	77-130		1		05/12/16 17:08	460-00-4	
1,2-Dichloroethane-d4 (S)	103	%	81-127		1		05/12/16 17:08	17060-07-0	
Toluene-d8 (S)	101	%	80-120		1		05/12/16 17:08	2037-26-5	
Preservation pH	**3.0**		0.10	0.10	1		05/12/16 17:08		pH

REPORT OF LABORATORY ANALYSIS

This report shall not be reproduced, except in full,
without the written consent of Pace Analytical Services, Inc..

Pace Analytical Services, Inc.
9608 Loiret Blvd.
Lenexa, KS 66219
(913)599-5665

ANALYTICAL RESULTS

Project: FORT SMITH, AR
Pace Project No.: 60218544

Sample: TB-22-201605 **Lab ID: 60218544043** Collected: 05/05/16 08:15 Received: 05/06/16 09:51 Matrix: Water

Parameters	Results	Units	Report Limit	MDL	DF	Prepared	Analyzed	CAS No.	Qual
8260 MSV	Analytical Method: EPA 5030B/8260								
Acetone	ND	ug/L	10.0	1.9	1		05/12/16 16:25	67-64-1	
Benzene	ND	ug/L	1.0	0.060	1		05/12/16 16:25	71-43-2	
Bromodichloromethane	ND	ug/L	1.0	0.19	1		05/12/16 16:25	75-27-4	
Bromoform	ND	ug/L	1.0	0.070	1		05/12/16 16:25	75-25-2	
Bromomethane	ND	ug/L	5.0	0.16	1		05/12/16 16:25	74-83-9	
2-Butanone (MEK)	ND	ug/L	10.0	0.59	1		05/12/16 16:25	78-93-3	
Carbon disulfide	ND	ug/L	5.0	0.12	1		05/12/16 16:25	75-15-0	
Carbon tetrachloride	ND	ug/L	1.0	0.18	1		05/12/16 16:25	56-23-5	
Chlorobenzene	ND	ug/L	1.0	0.21	1		05/12/16 16:25	108-90-7	
Chloroethane	ND	ug/L	1.0	0.15	1		05/12/16 16:25	75-00-3	
Chloroform	ND	ug/L	1.0	0.14	1		05/12/16 16:25	67-66-3	
Chloromethane	ND	ug/L	1.0	0.080	1		05/12/16 16:25	74-87-3	
Dibromochloromethane	ND	ug/L	1.0	0.21	1		05/12/16 16:25	124-48-1	
1,1-Dichloroethane	ND	ug/L	1.0	0.050	1		05/12/16 16:25	75-34-3	
1,2-Dichloroethane	ND	ug/L	1.0	0.12	1		05/12/16 16:25	107-06-2	
1,1-Dichloroethene	ND	ug/L	1.0	0.20	1		05/12/16 16:25	75-35-4	
cis-1,2-Dichloroethene	ND	ug/L	1.0	0.080	1		05/12/16 16:25	156-59-2	
trans-1,2-Dichloroethene	ND	ug/L	1.0	0.20	1		05/12/16 16:25	156-60-5	
1,2-Dichloropropane	ND	ug/L	1.0	0.16	1		05/12/16 16:25	78-87-5	
cis-1,3-Dichloropropene	ND	ug/L	1.0	0.14	1		05/12/16 16:25	10061-01-5	
trans-1,3-Dichloropropene	ND	ug/L	1.0	0.12	1		05/12/16 16:25	10061-02-6	
Ethylbenzene	ND	ug/L	1.0	0.18	1		05/12/16 16:25	100-41-4	
2-Hexanone	ND	ug/L	10.0	1.2	1		05/12/16 16:25	591-78-6	
Methylene chloride	ND	ug/L	1.0	0.15	1		05/12/16 16:25	75-09-2	
4-Methyl-2-pentanone (MIBK)	ND	ug/L	10.0	0.42	1		05/12/16 16:25	108-10-1	
Styrene	ND	ug/L	1.0	0.12	1		05/12/16 16:25	100-42-5	
1,1,2,2-Tetrachloroethane	ND	ug/L	1.0	0.15	1		05/12/16 16:25	79-34-5	
Tetrachloroethene	ND	ug/L	1.0	0.10	1		05/12/16 16:25	127-18-4	
Toluene	ND	ug/L	1.0	0.17	1		05/12/16 16:25	108-88-3	
1,1,1-Trichloroethane	ND	ug/L	1.0	0.11	1		05/12/16 16:25	71-55-6	
1,1,2-Trichloroethane	ND	ug/L	1.0	0.20	1		05/12/16 16:25	79-00-5	
Trichloroethene	ND	ug/L	1.0	0.17	1		05/12/16 16:25	79-01-6	
Vinyl chloride	ND	ug/L	1.0	0.13	1		05/12/16 16:25	75-01-4	
Xylene (Total)	ND	ug/L	3.0	0.42	1		05/12/16 16:25	1330-20-7	
Surrogates									
4-Bromofluorobenzene (S)	99	%	77-130		1		05/12/16 16:25	460-00-4	
1,2-Dichloroethane-d4 (S)	98	%	81-127		1		05/12/16 16:25	17060-07-0	
Toluene-d8 (S)	100	%	80-120		1		05/12/16 16:25	2037-26-5	
Preservation pH	**1.0**		0.10	0.10	1		05/12/16 16:25		

REPORT OF LABORATORY ANALYSIS

This report shall not be reproduced, except in full,
without the written consent of Pace Analytical Services, Inc..

Pace Analytical Services, Inc.
9608 Loiret Blvd.
Lenexa, KS 66219
(913)599-5665

ANALYTICAL RESULTS

Project: FORT SMITH, AR
Pace Project No.: 60218544

Sample: TB-20-201605 **Lab ID: 60218544044** Collected: 05/05/16 08:15 Received: 05/06/16 09:51 Matrix: Water

Parameters	Results	Units	Report Limit	MDL	DF	Prepared	Analyzed	CAS No.	Qual
8260 MSV	Analytical Method: EPA 5030B/8260								
Acetone	ND	ug/L	10.0	1.9	1		05/12/16 16:40	67-64-1	
Benzene	ND	ug/L	1.0	0.060	1		05/12/16 16:40	71-43-2	
Bromodichloromethane	ND	ug/L	1.0	0.19	1		05/12/16 16:40	75-27-4	
Bromoform	ND	ug/L	1.0	0.070	1		05/12/16 16:40	75-25-2	
Bromomethane	ND	ug/L	5.0	0.16	1		05/12/16 16:40	74-83-9	
2-Butanone (MEK)	ND	ug/L	10.0	0.59	1		05/12/16 16:40	78-93-3	
Carbon disulfide	ND	ug/L	5.0	0.12	1		05/12/16 16:40	75-15-0	
Carbon tetrachloride	ND	ug/L	1.0	0.18	1		05/12/16 16:40	56-23-5	
Chlorobenzene	ND	ug/L	1.0	0.21	1		05/12/16 16:40	108-90-7	
Chloroethane	ND	ug/L	1.0	0.15	1		05/12/16 16:40	75-00-3	
Chloroform	ND	ug/L	1.0	0.14	1		05/12/16 16:40	67-66-3	
Chloromethane	ND	ug/L	1.0	0.080	1		05/12/16 16:40	74-87-3	
Dibromochloromethane	ND	ug/L	1.0	0.21	1		05/12/16 16:40	124-48-1	
1,1-Dichloroethane	ND	ug/L	1.0	0.050	1		05/12/16 16:40	75-34-3	
1,2-Dichloroethane	ND	ug/L	1.0	0.12	1		05/12/16 16:40	107-06-2	
1,1-Dichloroethene	ND	ug/L	1.0	0.20	1		05/12/16 16:40	75-35-4	
cis-1,2-Dichloroethene	ND	ug/L	1.0	0.080	1		05/12/16 16:40	156-59-2	
trans-1,2-Dichloroethene	ND	ug/L	1.0	0.20	1		05/12/16 16:40	156-60-5	
1,2-Dichloropropane	ND	ug/L	1.0	0.16	1		05/12/16 16:40	78-87-5	
cis-1,3-Dichloropropene	ND	ug/L	1.0	0.14	1		05/12/16 16:40	10061-01-5	
trans-1,3-Dichloropropene	ND	ug/L	1.0	0.12	1		05/12/16 16:40	10061-02-6	
Ethylbenzene	ND	ug/L	1.0	0.18	1		05/12/16 16:40	100-41-4	
2-Hexanone	ND	ug/L	10.0	1.2	1		05/12/16 16:40	591-78-6	
Methylene chloride	ND	ug/L	1.0	0.15	1		05/12/16 16:40	75-09-2	
4-Methyl-2-pentanone (MIBK)	ND	ug/L	10.0	0.42	1		05/12/16 16:40	108-10-1	
Styrene	ND	ug/L	1.0	0.12	1		05/12/16 16:40	100-42-5	
1,1,2,2-Tetrachloroethane	ND	ug/L	1.0	0.15	1		05/12/16 16:40	79-34-5	
Tetrachloroethene	ND	ug/L	1.0	0.10	1		05/12/16 16:40	127-18-4	
Toluene	ND	ug/L	1.0	0.17	1		05/12/16 16:40	108-88-3	
1,1,1-Trichloroethane	ND	ug/L	1.0	0.11	1		05/12/16 16:40	71-55-6	
1,1,2-Trichloroethane	ND	ug/L	1.0	0.20	1		05/12/16 16:40	79-00-5	
Trichloroethene	ND	ug/L	1.0	0.17	1		05/12/16 16:40	79-01-6	
Vinyl chloride	ND	ug/L	1.0	0.13	1		05/12/16 16:40	75-01-4	
Xylene (Total)	ND	ug/L	3.0	0.42	1		05/12/16 16:40	1330-20-7	
Surrogates									
4-Bromofluorobenzene (S)	99	%	77-130		1		05/12/16 16:40	460-00-4	
1,2-Dichloroethane-d4 (S)	95	%	81-127		1		05/12/16 16:40	17060-07-0	
Toluene-d8 (S)	101	%	80-120		1		05/12/16 16:40	2037-26-5	
Preservation pH	**1.0**		0.10	0.10	1		05/12/16 16:40		

REPORT OF LABORATORY ANALYSIS

This report shall not be reproduced, except in full,
without the written consent of Pace Analytical Services, Inc..

Pace Analytical Services, Inc.
9608 Loiret Blvd.
Lenexa, KS 66219
(913)599-5665

QUALITY CONTROL DATA

Project: FORT SMITH, AR
Pace Project No.: 60218544

QC Batch: GCSV/5445 Analysis Method: EPA 8015 - Alcohol
QC Batch Method: EPA 8015 - Alcohol Analysis Description: Alcohol by Direct Inject GCFID
Associated Lab Samples: 60218544001, 60218544002, 60218544003, 60218544004, 60218544005, 60218544006, 60218544007, 60218544008, 60218544009, 60218544010, 60218544011, 60218544012, 60218544013, 60218544014, 60218544015, 60218544016, 60218544017, 60218544018

METHOD BLANK: 226545 Matrix: Water
Associated Lab Samples:

Parameter	Units	Blank Result	Reporting Limit	MDL	Analyzed	Qualifiers
2-Chloroethanol	ug/L	ND	10000	1530	05/11/16 17:51	

LABORATORY CONTROL SAMPLE: 226546

Parameter	Units	Spike Conc.	LCS Result	LCS % Rec	% Rec Limits	Qualifiers
2-Chloroethanol	ug/L	100000	101000	101	40-140	

MATRIX SPIKE & MATRIX SPIKE DUPLICATE: 226547 226548

Parameter	Units	60218544005 Result	MS Spike Conc.	MSD Spike Conc.	MS Result	MSD Result	MS % Rec	MSD % Rec	% Rec Limits	RPD	Max RPD	Qual
2-Chloroethanol	ug/L	ND	100000	100000	104000	99800	104	100	40-140	4	40	

Results presented on this page are in the units indicated by the "Units" column except where an alternate unit is presented to the right of the result.

REPORT OF LABORATORY ANALYSIS

This report shall not be reproduced, except in full,
without the written consent of Pace Analytical Services, Inc..

Pace Analytical Services, Inc.
9608 Loiret Blvd.
Lenexa, KS 66219
(913)599-5665

QUALITY CONTROL DATA

Project: FORT SMITH, AR
Pace Project No.: 60218544

QC Batch: GCSV/5447 Analysis Method: EPA 8015 - Alcohol
QC Batch Method: EPA 8015 - Alcohol Analysis Description: Alcohol by Direct Inject GCFID
Associated Lab Samples: 60218544019, 60218544020, 60218544021, 60218544022, 60218544023, 60218544024, 60218544025, 60218544026, 60218544027, 60218544028

METHOD BLANK: 226753 Matrix: Water
Associated Lab Samples:

Parameter	Units	Blank Result	Reporting Limit	MDL	Analyzed	Qualifiers
2-Chloroethanol	ug/L	ND	10000	1530	05/12/16 09:48	

LABORATORY CONTROL SAMPLE: 226754

Parameter	Units	Spike Conc.	LCS Result	LCS % Rec	% Rec Limits	Qualifiers
2-Chloroethanol	ug/L	100000	98900	99	40-140	

MATRIX SPIKE & MATRIX SPIKE DUPLICATE: 226755 226756

Parameter	Units	60218544019 Result	MS Spike Conc.	MSD Spike Conc.	MS Result	MSD Result	MS % Rec	MSD % Rec	% Rec Limits	RPD	Max RPD	Qual
2-Chloroethanol	ug/L	ND	100000	100000	107000	94600	107	95	40-140	12	40	

Results presented on this page are in the units indicated by the "Units" column except where an alternate unit is presented to the right of the result.

REPORT OF LABORATORY ANALYSIS

This report shall not be reproduced, except in full,
without the written consent of Pace Analytical Services, Inc..

Pace Analytical Services, Inc.
9608 Loiret Blvd.
Lenexa, KS 66219
(913)599-5665

QUALITY CONTROL DATA

Project: FORT SMITH, AR
Pace Project No.: 60218544

QC Batch: MPRP/35832 Analysis Method: EPA 6010
QC Batch Method: EPA 3010 Analysis Description: 6010 MET
Associated Lab Samples: 60218544001, 60218544002, 60218544003, 60218544004, 60218544005, 60218544006, 60218544007, 60218544008, 60218544009, 60218544010, 60218544011, 60218544012, 60218544013, 60218544014, 60218544015, 60218544016, 60218544017, 60218544018, 60218544019, 60218544020

METHOD BLANK: 1754894 Matrix: Water
Associated Lab Samples: 60218544001, 60218544002, 60218544003, 60218544004, 60218544005, 60218544006, 60218544007, 60218544008, 60218544009, 60218544010, 60218544011, 60218544012, 60218544013, 60218544014, 60218544015, 60218544016, 60218544017, 60218544018, 60218544019, 60218544020

Parameter	Units	Blank Result	Reporting Limit	MDL	Analyzed	Qualifiers
Iron	ug/L	ND	50.0	8.8	05/10/16 11:21	
Manganese	ug/L	0.26J	5.0	0.25	05/10/16 11:21	

LABORATORY CONTROL SAMPLE: 1754895

Parameter	Units	Spike Conc.	LCS Result	LCS % Rec	% Rec Limits	Qualifiers
Iron	ug/L	10000	9660	97	80-120	
Manganese	ug/L	1000	951	95	80-120	

MATRIX SPIKE & MATRIX SPIKE DUPLICATE: 1754896 1754897

Parameter	Units	60218544005 Result	MS Spike Conc.	MSD Spike Conc.	MS Result	MSD Result	MS % Rec	MSD % Rec	% Rec Limits	RPD	Max RPD	Qual
Iron	ug/L	182	10000	10000	9960	9920	98	97	75-125	0	20	
Manganese	ug/L	264	1000	1000	1210	1210	95	95	75-125	0	20	

Results presented on this page are in the units indicated by the "Units" column except where an alternate unit is presented to the right of the result.

REPORT OF LABORATORY ANALYSIS

This report shall not be reproduced, except in full,
without the written consent of Pace Analytical Services, Inc..

Pace Analytical Services, Inc.
9608 Loiret Blvd.
Lenexa, KS 66219
(913)599-5665

QUALITY CONTROL DATA

Project: FORT SMITH, AR
Pace Project No.: 60218544

QC Batch: MPRP/35833 Analysis Method: EPA 6010
QC Batch Method: EPA 3010 Analysis Description: 6010 MET
Associated Lab Samples: 60218544021, 60218544022, 60218544023, 60218544024, 60218544025, 60218544026, 60218544027, 60218544028

METHOD BLANK: 1754898 Matrix: Water
Associated Lab Samples: 60218544021, 60218544022, 60218544023, 60218544024, 60218544025, 60218544026, 60218544027, 60218544028

Parameter	Units	Blank Result	Reporting Limit	MDL	Analyzed	Qualifiers
Iron	ug/L	ND	50.0	8.8	05/10/16 10:48	
Manganese	ug/L	1.8J	5.0	0.25	05/10/16 10:48	

LABORATORY CONTROL SAMPLE: 1754899

Parameter	Units	Spike Conc.	LCS Result	LCS % Rec	% Rec Limits	Qualifiers
Iron	ug/L	10000	9510	95	80-120	
Manganese	ug/L	1000	964	96	80-120	

MATRIX SPIKE & MATRIX SPIKE DUPLICATE: 1754900 1754901

Parameter	Units	60218651005 Result	MS Spike Conc.	MSD Spike Conc.	MS Result	MSD Result	MS % Rec	MSD % Rec	% Rec Limits	RPD	Max RPD	Qual
Iron	ug/L	2000	10000	10000	11200	11200	93	93	75-125	0	20	
Manganese	ug/L	47.1	1000	1000	993	988	95	94	75-125	1	20	

Results presented on this page are in the units indicated by the "Units" column except where an alternate unit is presented to the right of the result.

REPORT OF LABORATORY ANALYSIS

This report shall not be reproduced, except in full,
without the written consent of Pace Analytical Services, Inc..

Pace Analytical Services, Inc.
9608 Loiret Blvd.
Lenexa, KS 66219
(913)599-5665

QUALITY CONTROL DATA

Project: FORT SMITH, AR
Pace Project No.: 60218544

QC Batch: MSV/75721 Analysis Method: EPA 5030B/8260
QC Batch Method: EPA 5030B/8260 Analysis Description: 8260 MSV Water 10 mL Purge
Associated Lab Samples: 60218544001, 60218544002, 60218544003, 60218544005

METHOD BLANK: 1756181 Matrix: Water
Associated Lab Samples: 60218544001, 60218544002, 60218544003, 60218544005

Parameter	Units	Blank Result	Reporting Limit	MDL	Analyzed	Qualifiers
1,1,1-Trichloroethane	ug/L	ND	1.0	0.11	05/11/16 20:12	
1,1,2,2-Tetrachloroethane	ug/L	ND	1.0	0.15	05/11/16 20:12	
1,1,2-Trichloroethane	ug/L	ND	1.0	0.20	05/11/16 20:12	
1,1-Dichloroethane	ug/L	ND	1.0	0.050	05/11/16 20:12	
1,1-Dichloroethene	ug/L	ND	1.0	0.20	05/11/16 20:12	
1,2-Dichloroethane	ug/L	ND	1.0	0.12	05/11/16 20:12	
1,2-Dichloropropane	ug/L	ND	1.0	0.16	05/11/16 20:12	
2-Butanone (MEK)	ug/L	ND	10.0	0.59	05/11/16 20:12	
2-Hexanone	ug/L	ND	10.0	1.2	05/11/16 20:12	
4-Methyl-2-pentanone (MIBK)	ug/L	ND	10.0	0.42	05/11/16 20:12	
Acetone	ug/L	ND	10.0	1.9	05/11/16 20:12	
Benzene	ug/L	ND	1.0	0.060	05/11/16 20:12	
Bromodichloromethane	ug/L	ND	1.0	0.19	05/11/16 20:12	
Bromoform	ug/L	ND	1.0	0.070	05/11/16 20:12	
Bromomethane	ug/L	ND	5.0	0.16	05/11/16 20:12	
Carbon disulfide	ug/L	ND	5.0	0.12	05/11/16 20:12	
Carbon tetrachloride	ug/L	ND	1.0	0.18	05/11/16 20:12	
Chlorobenzene	ug/L	ND	1.0	0.21	05/11/16 20:12	
Chloroethane	ug/L	ND	1.0	0.15	05/11/16 20:12	
Chloroform	ug/L	ND	1.0	0.14	05/11/16 20:12	
Chloromethane	ug/L	ND	1.0	0.080	05/11/16 20:12	
cis-1,2-Dichloroethene	ug/L	ND	1.0	0.080	05/11/16 20:12	
cis-1,3-Dichloropropene	ug/L	ND	1.0	0.14	05/11/16 20:12	
Dibromochloromethane	ug/L	ND	1.0	0.21	05/11/16 20:12	
Ethylbenzene	ug/L	ND	1.0	0.18	05/11/16 20:12	
Methylene chloride	ug/L	ND	1.0	0.15	05/11/16 20:12	
Styrene	ug/L	ND	1.0	0.12	05/11/16 20:12	
Tetrachloroethene	ug/L	ND	1.0	0.10	05/11/16 20:12	
Toluene	ug/L	ND	1.0	0.17	05/11/16 20:12	
trans-1,2-Dichloroethene	ug/L	ND	1.0	0.20	05/11/16 20:12	
trans-1,3-Dichloropropene	ug/L	ND	1.0	0.12	05/11/16 20:12	
Trichloroethene	ug/L	ND	1.0	0.17	05/11/16 20:12	
Vinyl chloride	ug/L	ND	1.0	0.13	05/11/16 20:12	
Xylene (Total)	ug/L	ND	3.0	0.42	05/11/16 20:12	
1,2-Dichloroethane-d4 (S)	%	97	81-127		05/11/16 20:12	
4-Bromofluorobenzene (S)	%	98	77-130		05/11/16 20:12	
Toluene-d8 (S)	%	106	80-120		05/11/16 20:12	

Results presented on this page are in the units indicated by the "Units" column except where an alternate unit is presented to the right of the result.

REPORT OF LABORATORY ANALYSIS

This report shall not be reproduced, except in full,
without the written consent of Pace Analytical Services, Inc..

Pace Analytical Services, Inc.
9608 Loiret Blvd.
Lenexa, KS 66219
(913)599-5665

QUALITY CONTROL DATA

Project: FORT SMITH, AR
Pace Project No.: 60218544

LABORATORY CONTROL SAMPLE: 1756182

Parameter	Units	Spike Conc.	LCS Result	LCS % Rec	% Rec Limits	Qualifiers
1,1,1-Trichloroethane	ug/L	20	16.9	84	81-116	
1,1,2,2-Tetrachloroethane	ug/L	20	18.6	93	72-117	
1,1,2-Trichloroethane	ug/L	20	17.3	87	79-108	
1,1-Dichloroethane	ug/L	20	17.4	87	83-117	
1,1-Dichloroethene	ug/L	20	16.9	85	74-114	
1,2-Dichloroethane	ug/L	20	17.6	88	72-116	
1,2-Dichloropropane	ug/L	20	18.1	90	80-120	
2-Butanone (MEK)	ug/L	100	81.1	81	67-129	
2-Hexanone	ug/L	100	91.5	92	70-128	
4-Methyl-2-pentanone (MIBK)	ug/L	100	88.5	88	80-120	
Acetone	ug/L	100	92.4	92	56-142	
Benzene	ug/L	20	18.3	92	79-116	
Bromodichloromethane	ug/L	20	17.5	87	80-120	
Bromoform	ug/L	20	17.5	88	73-114	
Bromomethane	ug/L	20	18.1	90	49-153	
Carbon disulfide	ug/L	20	17.2	86	82-121	
Carbon tetrachloride	ug/L	20	16.8	84	80-116	
Chlorobenzene	ug/L	20	19.0	95	80-120	
Chloroethane	ug/L	20	17.4	87	67-124	
Chloroform	ug/L	20	16.7	83	79-120	
Chloromethane	ug/L	20	22.9	115	10-192	
cis-1,2-Dichloroethene	ug/L	20	16.1	80	80-120	
cis-1,3-Dichloropropene	ug/L	20	17.0	85	80-120	
Dibromochloromethane	ug/L	20	17.4	87	80-120	
Ethylbenzene	ug/L	20	19.5	97	80-120	
Methylene chloride	ug/L	20	18.1	90	80-120	
Styrene	ug/L	20	19.8	99	80-120	
Tetrachloroethene	ug/L	20	18.9	95	80-120	
Toluene	ug/L	20	18.9	94	80-120	
trans-1,2-Dichloroethene	ug/L	20	16.3	82	78-108	
trans-1,3-Dichloropropene	ug/L	20	18.8	94	85-120	
Trichloroethene	ug/L	20	18.4	92	76-114	
Vinyl chloride	ug/L	20	16.5	83	69-129	
Xylene (Total)	ug/L	60	57.5	96	80-120	
1,2-Dichloroethane-d4 (S)	%			93	81-127	
4-Bromofluorobenzene (S)	%			98	77-130	
Toluene-d8 (S)	%			101	80-120	

MATRIX SPIKE & MATRIX SPIKE DUPLICATE: 1756183 1756184

Parameter	Units	60218544005 Result	MS Spike Conc.	MSD Spike Conc.	MS Result	MSD Result	MS % Rec	MSD % Rec	% Rec Limits	RPD	Max RPD	Qual
1,1,1-Trichloroethane	ug/L	ND	20	20	18.5	19.7	92	99	70-135	7	12	
1,1,2,2-Tetrachloroethane	ug/L	ND	20	20	19.0	19.9	95	99	54-136	4	15	
1,1,2-Trichloroethane	ug/L	ND	20	20	16.9	17.9	85	89	70-113	5	15	

Results presented on this page are in the units indicated by the "Units" column except where an alternate unit is presented to the right of the result.

REPORT OF LABORATORY ANALYSIS

This report shall not be reproduced, except in full,
without the written consent of Pace Analytical Services, Inc..

Pace Analytical Services, Inc.
9608 Loiret Blvd.
Lenexa, KS 66219
(913)599-5665

QUALITY CONTROL DATA

Project: FORT SMITH, AR
Pace Project No.: 60218544

MATRIX SPIKE & MATRIX SPIKE DUPLICATE: 1756183 1756184

Parameter	Units	60218544005 Result	MS Spike Conc.	MSD Spike Conc.	MS Result	MSD Result	MS % Rec	MSD % Rec	% Rec Limits	RPD	Max RPD	Qual
1,1-Dichloroethane	ug/L	4.0	20	20	22.5	24.2	93	101	80-122	7	13	
1,1-Dichloroethene	ug/L	0.59J	20	20	18.6	18.5	90	90	73-118	1	14	
1,2-Dichloroethane	ug/L	ND	20	20	18.2	18.8	91	94	54-137	3	41	
1,2-Dichloropropane	ug/L	ND	20	20	18.2	18.5	91	93	77-116	2	12	
2-Butanone (MEK)	ug/L	ND	100	100	76.2	80.9	76	81	30-127	6	18	
2-Hexanone	ug/L	ND	100	100	81.6	85.0	82	85	44-124	4	18	
4-Methyl-2-pentanone (MIBK)	ug/L	ND	100	100	84.1	83.7	84	84	70-124	1	15	
Acetone	ug/L	ND	100	100	80.4	82.9	80	83	10-132	3	20	
Benzene	ug/L	ND	20	20	18.9	18.7	94	93	37-151	1	40	
Bromodichloromethane	ug/L	ND	20	20	17.1	18.5	85	93	76-118	8	11	
Bromoform	ug/L	ND	20	20	16.7	18.1	83	91	64-113	8	15	
Bromomethane	ug/L	ND	20	20	19.4	22.4	97	112	41-154	15	43	
Carbon disulfide	ug/L	ND	20	20	19.4	18.9	97	95	80-139	2	17	
Carbon tetrachloride	ug/L	ND	20	20	18.4	18.7	92	93	75-127	2	13	
Chlorobenzene	ug/L	ND	20	20	19.6	19.1	98	96	79-113	2	13	
Chloroethane	ug/L	ND	20	20	18.6	18.7	93	93	53-154	0	20	
Chloroform	ug/L	ND	20	20	17.5	18.7	87	93	74-115	7	12	
Chloromethane	ug/L	ND	20	20	25.1	14.3	125	71	33-169	55	72	
cis-1,2-Dichloroethene	ug/L	5.3	20	20	23.6	24.9	91	98	58-139	5	40	
cis-1,3-Dichloropropene	ug/L	ND	20	20	16.5	16.8	82	84	70-120	2	14	
Dibromochloromethane	ug/L	ND	20	20	17.8	18.7	89	93	77-114	5	13	
Ethylbenzene	ug/L	ND	20	20	19.2	19.1	96	96	29-151	1	45	
Methylene chloride	ug/L	ND	20	20	18.7	18.6	94	93	76-120	1	13	
Styrene	ug/L	ND	20	20	0.60J	0.53J	3	3	66-127		15	M1
Tetrachloroethene	ug/L	ND	20	20	18.9	19.6	95	98	77-118	4	14	
Toluene	ug/L	ND	20	20	19.8	19.7	99	99	37-147	0	43	
trans-1,2-Dichloroethene	ug/L	ND	20	20	17.7	18.9	88	94	69-125	6	16	
trans-1,3-Dichloropropene	ug/L	ND	20	20	17.4	18.3	87	92	71-118	5	13	
Trichloroethene	ug/L	4.4	20	20	21.5	21.6	86	86	71-116	0	14	
Vinyl chloride	ug/L	0.22J	20	20	19.2	18.8	95	93	65-142	2	22	
Xylene (Total)	ug/L	ND	60	60	58.0	58.0	97	97	27-156	0	46	
1,2-Dichloroethane-d4 (S)	%						97	106	81-127			
4-Bromofluorobenzene (S)	%						102	104	77-130			
Toluene-d8 (S)	%						100	103	80-120			
Preservation pH		1.0			1.0	1.0				0		

Results presented on this page are in the units indicated by the "Units" column except where an alternate unit is presented to the right of the result.

REPORT OF LABORATORY ANALYSIS

This report shall not be reproduced, except in full,
without the written consent of Pace Analytical Services, Inc..

Pace Analytical Services, Inc.
9608 Loiret Blvd.
Lenexa, KS 66219
(913)599-5665

QUALITY CONTROL DATA

Project: FORT SMITH, AR
Pace Project No.: 60218544

QC Batch: MSV/75725 Analysis Method: EPA 5030B/8260
QC Batch Method: EPA 5030B/8260 Analysis Description: 8260 MSV Water 10 mL Purge
Associated Lab Samples: 60218544007, 60218544008, 60218544009, 60218544011, 60218544012, 60218544014, 60218544015, 60218544017, 60218544018, 60218544019, 60218544021, 60218544022, 60218544023, 60218544024, 60218544025, 60218544026, 60218544029, 60218544030, 60218544031, 60218544032

METHOD BLANK: 1756298 Matrix: Water
Associated Lab Samples: 60218544007, 60218544008, 60218544009, 60218544011, 60218544012, 60218544014, 60218544015, 60218544017, 60218544018, 60218544019, 60218544021, 60218544022, 60218544023, 60218544024, 60218544025, 60218544026, 60218544029, 60218544030, 60218544031, 60218544032

Parameter	Units	Blank Result	Reporting Limit	MDL	Analyzed	Qualifiers
1,1,1-Trichloroethane	ug/L	ND	1.0	0.11	05/12/16 08:18	
1,1,2,2-Tetrachloroethane	ug/L	ND	1.0	0.15	05/12/16 08:18	
1,1,2-Trichloroethane	ug/L	ND	1.0	0.20	05/12/16 08:18	
1,1-Dichloroethane	ug/L	ND	1.0	0.050	05/12/16 08:18	
1,1-Dichloroethene	ug/L	ND	1.0	0.20	05/12/16 08:18	
1,2-Dichloroethane	ug/L	ND	1.0	0.12	05/12/16 08:18	
1,2-Dichloropropane	ug/L	ND	1.0	0.16	05/12/16 08:18	
2-Butanone (MEK)	ug/L	ND	10.0	0.59	05/12/16 08:18	
2-Hexanone	ug/L	ND	10.0	1.2	05/12/16 08:18	
4-Methyl-2-pentanone (MIBK)	ug/L	ND	10.0	0.42	05/12/16 08:18	
Acetone	ug/L	ND	10.0	1.9	05/12/16 08:18	
Benzene	ug/L	ND	1.0	0.060	05/12/16 08:18	
Bromodichloromethane	ug/L	ND	1.0	0.19	05/12/16 08:18	
Bromoform	ug/L	ND	1.0	0.070	05/12/16 08:18	
Bromomethane	ug/L	ND	5.0	0.16	05/12/16 08:18	
Carbon disulfide	ug/L	ND	5.0	0.12	05/12/16 08:18	
Carbon tetrachloride	ug/L	ND	1.0	0.18	05/12/16 08:18	
Chlorobenzene	ug/L	ND	1.0	0.21	05/12/16 08:18	
Chloroethane	ug/L	ND	1.0	0.15	05/12/16 08:18	
Chloroform	ug/L	ND	1.0	0.14	05/12/16 08:18	
Chloromethane	ug/L	ND	1.0	0.080	05/12/16 08:18	
cis-1,2-Dichloroethene	ug/L	ND	1.0	0.080	05/12/16 08:18	
cis-1,3-Dichloropropene	ug/L	ND	1.0	0.14	05/12/16 08:18	
Dibromochloromethane	ug/L	ND	1.0	0.21	05/12/16 08:18	
Ethylbenzene	ug/L	ND	1.0	0.18	05/12/16 08:18	
Methylene chloride	ug/L	ND	1.0	0.15	05/12/16 08:18	
Styrene	ug/L	ND	1.0	0.12	05/12/16 08:18	
Tetrachloroethene	ug/L	ND	1.0	0.10	05/12/16 08:18	
Toluene	ug/L	ND	1.0	0.17	05/12/16 08:18	
trans-1,2-Dichloroethene	ug/L	ND	1.0	0.20	05/12/16 08:18	
trans-1,3-Dichloropropene	ug/L	ND	1.0	0.12	05/12/16 08:18	
Trichloroethene	ug/L	ND	1.0	0.17	05/12/16 08:18	
Vinyl chloride	ug/L	ND	1.0	0.13	05/12/16 08:18	
Xylene (Total)	ug/L	ND	3.0	0.42	05/12/16 08:18	
1,2-Dichloroethane-d4 (S)	%	99	81-127		05/12/16 08:18	
4-Bromofluorobenzene (S)	%	97	77-130		05/12/16 08:18	
Toluene-d8 (S)	%	103	80-120		05/12/16 08:18	

Results presented on this page are in the units indicated by the "Units" column except where an alternate unit is presented to the right of the result.

REPORT OF LABORATORY ANALYSIS

This report shall not be reproduced, except in full,
without the written consent of Pace Analytical Services, Inc..

Pace Analytical Services, Inc.
9608 Loiret Blvd.
Lenexa, KS 66219
(913)599-5665

QUALITY CONTROL DATA

Project: FORT SMITH, AR
Pace Project No.: 60218544

LABORATORY CONTROL SAMPLE: 1756299

Parameter	Units	Spike Conc.	LCS Result	LCS % Rec	% Rec Limits	Qualifiers
1,1,1-Trichloroethane	ug/L	20	17.6	88	81-116	
1,1,2,2-Tetrachloroethane	ug/L	20	19.3	96	72-117	
1,1,2-Trichloroethane	ug/L	20	17.4	87	79-108	
1,1-Dichloroethane	ug/L	20	18.5	93	83-117	
1,1-Dichloroethene	ug/L	20	18.0	90	74-114	
1,2-Dichloroethane	ug/L	20	18.3	92	72-116	
1,2-Dichloropropane	ug/L	20	18.2	91	80-120	
2-Butanone (MEK)	ug/L	100	92.3	92	67-129	
2-Hexanone	ug/L	100	96.9	97	70-128	
4-Methyl-2-pentanone (MIBK)	ug/L	100	92.5	93	80-120	
Acetone	ug/L	100	103	103	56-142	
Benzene	ug/L	20	18.5	92	79-116	
Bromodichloromethane	ug/L	20	17.8	89	80-120	
Bromoform	ug/L	20	17.3	87	73-114	
Bromomethane	ug/L	20	21.4	107	49-153	
Carbon disulfide	ug/L	20	17.9	89	82-121	
Carbon tetrachloride	ug/L	20	16.8	84	80-116	
Chlorobenzene	ug/L	20	19.1	95	80-120	
Chloroethane	ug/L	20	15.2	76	67-124	
Chloroform	ug/L	20	17.6	88	79-120	
Chloromethane	ug/L	20	23.3	116	10-192	
cis-1,2-Dichloroethene	ug/L	20	17.8	89	80-120	
cis-1,3-Dichloropropene	ug/L	20	17.8	89	80-120	
Dibromochloromethane	ug/L	20	18.0	90	80-120	
Ethylbenzene	ug/L	20	19.0	95	80-120	
Methylene chloride	ug/L	20	19.8	99	80-120	
Styrene	ug/L	20	19.5	98	80-120	
Tetrachloroethene	ug/L	20	18.1	91	80-120	
Toluene	ug/L	20	18.7	93	80-120	
trans-1,2-Dichloroethene	ug/L	20	17.5	87	78-108	
trans-1,3-Dichloropropene	ug/L	20	18.8	94	85-120	
Trichloroethene	ug/L	20	17.4	87	76-114	
Vinyl chloride	ug/L	20	18.3	91	69-129	
Xylene (Total)	ug/L	60	57.8	96	80-120	
1,2-Dichloroethane-d4 (S)	%			102	81-127	
4-Bromofluorobenzene (S)	%			98	77-130	
Toluene-d8 (S)	%			101	80-120	

Results presented on this page are in the units indicated by the "Units" column except where an alternate unit is presented to the right of the result.

REPORT OF LABORATORY ANALYSIS

This report shall not be reproduced, except in full,
without the written consent of Pace Analytical Services, Inc..

Pace Analytical Services, Inc.
9608 Loiret Blvd.
Lenexa, KS 66219
(913)599-5665

QUALITY CONTROL DATA

Project: FORT SMITH, AR
Pace Project No.: 60218544

QC Batch: MSV/75745 Analysis Method: EPA 5030B/8260
QC Batch Method: EPA 5030B/8260 Analysis Description: 8260 MSV Water 10 mL Purge
Associated Lab Samples: 60218544001, 60218544033, 60218544035, 60218544036, 60218544037, 60218544038, 60218544039, 60218544040, 60218544041, 60218544042, 60218544043, 60218544044

METHOD BLANK: 1756989 Matrix: Water
Associated Lab Samples: 60218544001, 60218544033, 60218544035, 60218544036, 60218544037, 60218544038, 60218544039, 60218544040, 60218544041, 60218544042, 60218544043, 60218544044

Parameter	Units	Blank Result	Reporting Limit	MDL	Analyzed	Qualifiers
1,1,1-Trichloroethane	ug/L	ND	1.0	0.11	05/12/16 14:59	
1,1,2,2-Tetrachloroethane	ug/L	ND	1.0	0.15	05/12/16 14:59	
1,1,2-Trichloroethane	ug/L	ND	1.0	0.20	05/12/16 14:59	
1,1-Dichloroethane	ug/L	ND	1.0	0.050	05/12/16 14:59	
1,1-Dichloroethene	ug/L	ND	1.0	0.20	05/12/16 14:59	
1,2-Dichloroethane	ug/L	ND	1.0	0.12	05/12/16 14:59	
1,2-Dichloropropane	ug/L	ND	1.0	0.16	05/12/16 14:59	
2-Butanone (MEK)	ug/L	ND	10.0	0.59	05/12/16 14:59	
2-Hexanone	ug/L	ND	10.0	1.2	05/12/16 14:59	
4-Methyl-2-pentanone (MIBK)	ug/L	ND	10.0	0.42	05/12/16 14:59	
Acetone	ug/L	ND	10.0	1.9	05/12/16 14:59	
Benzene	ug/L	ND	1.0	0.060	05/12/16 14:59	
Bromodichloromethane	ug/L	ND	1.0	0.19	05/12/16 14:59	
Bromoform	ug/L	ND	1.0	0.070	05/12/16 14:59	
Bromomethane	ug/L	ND	5.0	0.16	05/12/16 14:59	
Carbon disulfide	ug/L	ND	5.0	0.12	05/12/16 14:59	
Carbon tetrachloride	ug/L	ND	1.0	0.18	05/12/16 14:59	
Chlorobenzene	ug/L	ND	1.0	0.21	05/12/16 14:59	
Chloroethane	ug/L	ND	1.0	0.15	05/12/16 14:59	
Chloroform	ug/L	ND	1.0	0.14	05/12/16 14:59	
Chloromethane	ug/L	ND	1.0	0.080	05/12/16 14:59	
cis-1,2-Dichloroethene	ug/L	ND	1.0	0.080	05/12/16 14:59	
cis-1,3-Dichloropropene	ug/L	ND	1.0	0.14	05/12/16 14:59	
Dibromochloromethane	ug/L	ND	1.0	0.21	05/12/16 14:59	
Ethylbenzene	ug/L	ND	1.0	0.18	05/12/16 14:59	
Methylene chloride	ug/L	ND	1.0	0.15	05/12/16 14:59	
Styrene	ug/L	ND	1.0	0.12	05/12/16 14:59	
Tetrachloroethene	ug/L	ND	1.0	0.10	05/12/16 14:59	
Toluene	ug/L	ND	1.0	0.17	05/12/16 14:59	
trans-1,2-Dichloroethene	ug/L	ND	1.0	0.20	05/12/16 14:59	
trans-1,3-Dichloropropene	ug/L	ND	1.0	0.12	05/12/16 14:59	
Trichloroethene	ug/L	0.30J	1.0	0.17	05/12/16 14:59	
Vinyl chloride	ug/L	ND	1.0	0.13	05/12/16 14:59	
Xylene (Total)	ug/L	ND	3.0	0.42	05/12/16 14:59	
1,2-Dichloroethane-d4 (S)	%	108	81-127		05/12/16 14:59	
4-Bromofluorobenzene (S)	%	100	77-130		05/12/16 14:59	
Toluene-d8 (S)	%	104	80-120		05/12/16 14:59	

Results presented on this page are in the units indicated by the "Units" column except where an alternate unit is presented to the right of the result.

REPORT OF LABORATORY ANALYSIS

This report shall not be reproduced, except in full,
without the written consent of Pace Analytical Services, Inc..

Pace Analytical Services, Inc.
9608 Loiret Blvd.
Lenexa, KS 66219
(913)599-5665

QUALITY CONTROL DATA

Project: FORT SMITH, AR
Pace Project No.: 60218544

LABORATORY CONTROL SAMPLE: 1756990

Parameter	Units	Spike Conc.	LCS Result	LCS % Rec	% Rec Limits	Qualifiers
1,1,1-Trichloroethane	ug/L	20	18.3	92	81-116	
1,1,2,2-Tetrachloroethane	ug/L	20	18.6	93	72-117	
1,1,2-Trichloroethane	ug/L	20	17.9	90	79-108	
1,1-Dichloroethane	ug/L	20	20.0	100	83-117	
1,1-Dichloroethene	ug/L	20	17.7	88	74-114	
1,2-Dichloroethane	ug/L	20	19.3	97	72-116	
1,2-Dichloropropane	ug/L	20	18.6	93	80-120	
2-Butanone (MEK)	ug/L	100	95.2	95	67-129	
2-Hexanone	ug/L	100	99.7	100	70-128	
4-Methyl-2-pentanone (MIBK)	ug/L	100	96.7	97	80-120	
Acetone	ug/L	100	106	106	56-142	
Benzene	ug/L	20	18.9	95	79-116	
Bromodichloromethane	ug/L	20	18.7	94	80-120	
Bromoform	ug/L	20	17.3	87	73-114	
Bromomethane	ug/L	20	19.4	97	49-153	
Carbon disulfide	ug/L	20	18.4	92	82-121	
Carbon tetrachloride	ug/L	20	17.4	87	80-116	
Chlorobenzene	ug/L	20	19.3	97	80-120	
Chloroethane	ug/L	20	16.3	81	67-124	
Chloroform	ug/L	20	19.0	95	79-120	
Chloromethane	ug/L	20	28.1	140	10-192	
cis-1,2-Dichloroethene	ug/L	20	18.9	94	80-120	
cis-1,3-Dichloropropene	ug/L	20	17.3	86	80-120	
Dibromochloromethane	ug/L	20	18.4	92	80-120	
Ethylbenzene	ug/L	20	18.8	94	80-120	
Methylene chloride	ug/L	20	19.8	99	80-120	
Styrene	ug/L	20	19.6	98	80-120	
Tetrachloroethene	ug/L	20	18.7	93	80-120	
Toluene	ug/L	20	19.0	95	80-120	
trans-1,2-Dichloroethene	ug/L	20	18.1	91	78-108	
trans-1,3-Dichloropropene	ug/L	20	18.9	95	85-120	
Trichloroethene	ug/L	20	18.9	94	76-114	
Vinyl chloride	ug/L	20	18.4	92	69-129	
Xylene (Total)	ug/L	60	58.2	97	80-120	
1,2-Dichloroethane-d4 (S)	%			103	81-127	
4-Bromofluorobenzene (S)	%			99	77-130	
Toluene-d8 (S)	%			102	80-120	

Results presented on this page are in the units indicated by the "Units" column except where an alternate unit is presented to the right of the result.

REPORT OF LABORATORY ANALYSIS

This report shall not be reproduced, except in full,
without the written consent of Pace Analytical Services, Inc..

Pace Analytical Services, Inc.
9608 Loiret Blvd.
Lenexa, KS 66219
(913)599-5665

QUALITY CONTROL DATA

Project: FORT SMITH, AR
Pace Project No.: 60218544

QC Batch: MSV/75770 Analysis Method: EPA 5030B/8260
QC Batch Method: EPA 5030B/8260 Analysis Description: 8260 MSV Water 10 mL Purge
Associated Lab Samples: 60218544007, 60218544012, 60218544014, 60218544015, 60218544019

METHOD BLANK: 1757354 Matrix: Water
Associated Lab Samples: 60218544007, 60218544012, 60218544014, 60218544015, 60218544019

Parameter	Units	Blank Result	Reporting Limit	MDL	Analyzed	Qualifiers
1,1,1-Trichloroethane	ug/L	ND	1.0	0.11	05/12/16 14:36	
1,1,2,2-Tetrachloroethane	ug/L	ND	1.0	0.15	05/12/16 14:36	
1,1,2-Trichloroethane	ug/L	ND	1.0	0.20	05/12/16 14:36	
1,1-Dichloroethane	ug/L	ND	1.0	0.050	05/12/16 14:36	
1,1-Dichloroethene	ug/L	ND	1.0	0.20	05/12/16 14:36	
1,2-Dichloroethane	ug/L	ND	1.0	0.12	05/12/16 14:36	
1,2-Dichloropropane	ug/L	ND	1.0	0.16	05/12/16 14:36	
2-Butanone (MEK)	ug/L	ND	10.0	0.59	05/12/16 14:36	
2-Hexanone	ug/L	ND	10.0	1.2	05/12/16 14:36	
4-Methyl-2-pentanone (MIBK)	ug/L	ND	10.0	0.42	05/12/16 14:36	
Acetone	ug/L	2.4J	10.0	1.9	05/12/16 14:36	
Benzene	ug/L	ND	1.0	0.060	05/12/16 14:36	
Bromodichloromethane	ug/L	ND	1.0	0.19	05/12/16 14:36	
Bromoform	ug/L	ND	1.0	0.070	05/12/16 14:36	
Bromomethane	ug/L	3.5J	5.0	0.16	05/12/16 14:36	
Carbon disulfide	ug/L	ND	5.0	0.12	05/12/16 14:36	
Carbon tetrachloride	ug/L	ND	1.0	0.18	05/12/16 14:36	
Chlorobenzene	ug/L	ND	1.0	0.21	05/12/16 14:36	
Chloroethane	ug/L	ND	1.0	0.15	05/12/16 14:36	
Chloroform	ug/L	ND	1.0	0.14	05/12/16 14:36	
Chloromethane	ug/L	0.22J	1.0	0.080	05/12/16 14:36	
cis-1,2-Dichloroethene	ug/L	ND	1.0	0.080	05/12/16 14:36	
cis-1,3-Dichloropropene	ug/L	ND	1.0	0.14	05/12/16 14:36	
Dibromochloromethane	ug/L	ND	1.0	0.21	05/12/16 14:36	
Ethylbenzene	ug/L	ND	1.0	0.18	05/12/16 14:36	
Methylene chloride	ug/L	0.22J	1.0	0.15	05/12/16 14:36	
Styrene	ug/L	ND	1.0	0.12	05/12/16 14:36	
Tetrachloroethene	ug/L	ND	1.0	0.10	05/12/16 14:36	
Toluene	ug/L	ND	1.0	0.17	05/12/16 14:36	
trans-1,2-Dichloroethene	ug/L	ND	1.0	0.20	05/12/16 14:36	
trans-1,3-Dichloropropene	ug/L	ND	1.0	0.12	05/12/16 14:36	
Vinyl chloride	ug/L	ND	1.0	0.13	05/12/16 14:36	
Xylene (Total)	ug/L	ND	3.0	0.42	05/12/16 14:36	
1,2-Dichloroethane-d4 (S)	%	102	81-127		05/12/16 14:36	
4-Bromofluorobenzene (S)	%	101	77-130		05/12/16 14:36	
Toluene-d8 (S)	%	100	80-120		05/12/16 14:36	

Results presented on this page are in the units indicated by the "Units" column except where an alternate unit is presented to the right of the result.

REPORT OF LABORATORY ANALYSIS

This report shall not be reproduced, except in full,
without the written consent of Pace Analytical Services, Inc..

Pace Analytical Services, Inc.
9608 Loiret Blvd.
Lenexa, KS 66219
(913)599-5665

QUALITY CONTROL DATA

Project: FORT SMITH, AR
Pace Project No.: 60218544

LABORATORY CONTROL SAMPLE: 1757355

Parameter	Units	Spike Conc.	LCS Result	LCS % Rec	% Rec Limits	Qualifiers
1,1,1-Trichloroethane	ug/L	20	20.9	105	81-116	
1,1,2,2-Tetrachloroethane	ug/L	20	21.1	105	72-117	
1,1,2-Trichloroethane	ug/L	20	20.0	100	79-108	
1,1-Dichloroethane	ug/L	20	20.5	102	83-117	
1,1-Dichloroethene	ug/L	20	21.0	105	74-114	
1,2-Dichloroethane	ug/L	20	20.5	103	72-116	
1,2-Dichloropropane	ug/L	20	20.8	104	80-120	
2-Butanone (MEK)	ug/L	100	93.9	94	67-129	
2-Hexanone	ug/L	100	102	102	70-128	
4-Methyl-2-pentanone (MIBK)	ug/L	100	96.4	96	80-120	
Acetone	ug/L	100	90.4	90	56-142	
Benzene	ug/L	20	20.5	103	79-116	
Bromodichloromethane	ug/L	20	20.1	100	80-120	
Bromoform	ug/L	20	18.9	94	73-114	
Bromomethane	ug/L	20	21.3	106	49-153	
Carbon disulfide	ug/L	20	21.2	106	82-121	
Carbon tetrachloride	ug/L	20	19.1	95	80-116	
Chlorobenzene	ug/L	20	20.5	102	80-120	
Chloroethane	ug/L	20	22.0	110	67-124	
Chloroform	ug/L	20	19.8	99	79-120	
Chloromethane	ug/L	20	26.3	132	10-192	
cis-1,2-Dichloroethene	ug/L	20	19.5	98	80-120	
cis-1,3-Dichloropropene	ug/L	20	18.2	91	80-120	
Dibromochloromethane	ug/L	20	20.2	101	80-120	
Ethylbenzene	ug/L	20	20.5	102	80-120	
Methylene chloride	ug/L	20	19.2	96	80-120	
Styrene	ug/L	20	19.0	95	80-120	
Tetrachloroethene	ug/L	20	21.3	107	80-120	
Toluene	ug/L	20	20.3	102	80-120	
trans-1,2-Dichloroethene	ug/L	20	22.3	112	78-108	L0
trans-1,3-Dichloropropene	ug/L	20	19.0	95	85-120	
Vinyl chloride	ug/L	20	21.2	106	69-129	
Xylene (Total)	ug/L	60	63.5	106	80-120	
1,2-Dichloroethane-d4 (S)	%			98	81-127	
4-Bromofluorobenzene (S)	%			101	77-130	
Toluene-d8 (S)	%			99	80-120	

Results presented on this page are in the units indicated by the "Units" column except where an alternate unit is presented to the right of the result.

REPORT OF LABORATORY ANALYSIS

This report shall not be reproduced, except in full,
without the written consent of Pace Analytical Services, Inc..

Pace Analytical Services, Inc.
9608 Loiret Blvd.
Lenexa, KS 66219
(913)599-5665

QUALITY CONTROL DATA

Project: FORT SMITH, AR
Pace Project No.: 60218544

QC Batch: MSV/75780 Analysis Method: EPA 5030B/8260
QC Batch Method: EPA 5030B/8260 Analysis Description: 8260 MSV Water 10 mL Purge
Associated Lab Samples: 60218544008, 60218544029

METHOD BLANK: 1758057 Matrix: Water
Associated Lab Samples: 60218544008, 60218544029

Parameter	Units	Blank Result	Reporting Limit	MDL	Analyzed	Qualifiers
Trichloroethene	ug/L	ND	1.0	0.17	05/13/16 14:28	
1,2-Dichloroethane-d4 (S)	%	96	81-127		05/13/16 14:28	
4-Bromofluorobenzene (S)	%	99	77-130		05/13/16 14:28	
Toluene-d8 (S)	%	103	80-120		05/13/16 14:28	

LABORATORY CONTROL SAMPLE: 1758058

Parameter	Units	Spike Conc.	LCS Result	LCS % Rec	% Rec Limits	Qualifiers
Trichloroethene	ug/L	20	17.9	90	76-114	
1,2-Dichloroethane-d4 (S)	%			96	81-127	
4-Bromofluorobenzene (S)	%			99	77-130	
Toluene-d8 (S)	%			99	80-120	

Results presented on this page are in the units indicated by the "Units" column except where an alternate unit is presented to the right of the result.

REPORT OF LABORATORY ANALYSIS

This report shall not be reproduced, except in full,
without the written consent of Pace Analytical Services, Inc..

Pace Analytical Services, Inc.
9608 Loiret Blvd.
Lenexa, KS 66219
(913)599-5665

QUALITY CONTROL DATA

Project: FORT SMITH, AR
Pace Project No.: 60218544

QC Batch: MSV/76458
QC Batch Method: EPA 5030B/8260
Analysis Method: EPA 5030B/8260
Analysis Description: 8260 MSV Water 10 mL Purge
Associated Lab Samples: 60218544001

METHOD BLANK: 1777001 Matrix: Water
Associated Lab Samples: 60218544001

Parameter	Units	Blank Result	Reporting Limit	MDL	Analyzed	Qualifiers
Trichloroethene	ug/L	ND	1.0	0.17	06/10/16 01:59	
1,2-Dichloroethane-d4 (S)	%	108	81-127		06/10/16 01:59	
4-Bromofluorobenzene (S)	%	101	77-130		06/10/16 01:59	
Toluene-d8 (S)	%	97	80-120		06/10/16 01:59	

LABORATORY CONTROL SAMPLE: 1777002

Parameter	Units	Spike Conc.	LCS Result	LCS % Rec	% Rec Limits	Qualifiers
Trichloroethene	ug/L	20	19.9	100	76-114	
1,2-Dichloroethane-d4 (S)	%			111	81-127	
4-Bromofluorobenzene (S)	%			102	77-130	
Toluene-d8 (S)	%			98	80-120	

Results presented on this page are in the units indicated by the "Units" column except where an alternate unit is presented to the right of the result.

REPORT OF LABORATORY ANALYSIS

This report shall not be reproduced, except in full,
without the written consent of Pace Analytical Services, Inc..

Pace Analytical Services, Inc.
9608 Loiret Blvd.
Lenexa, KS 66219
(913)599-5665

QUALITY CONTROL DATA

Project: FORT SMITH, AR
Pace Project No.: 60218544

QC Batch: MSV/75654 Analysis Method: EPA 5030B/8260
QC Batch Method: EPA 5030B/8260 Analysis Description: 8260 MSV Water 7 day
Associated Lab Samples: 60218544004, 60218544006, 60218544010, 60218544013, 60218544016, 60218544020, 60218544027, 60218544034

METHOD BLANK: 1754635 Matrix: Water
Associated Lab Samples: 60218544004, 60218544006, 60218544010, 60218544013, 60218544016, 60218544020, 60218544027, 60218544034

Parameter	Units	Blank Result	Reporting Limit	MDL	Analyzed	Qualifiers
1,1,1-Trichloroethane	ug/L	ND	1.0	0.11	05/09/16 11:57	
1,1,2,2-Tetrachloroethane	ug/L	ND	1.0	0.15	05/09/16 11:57	
1,1,2-Trichloroethane	ug/L	ND	1.0	0.20	05/09/16 11:57	
1,1-Dichloroethane	ug/L	ND	1.0	0.050	05/09/16 11:57	
1,1-Dichloroethene	ug/L	ND	1.0	0.20	05/09/16 11:57	
1,2-Dichloroethane	ug/L	ND	1.0	0.12	05/09/16 11:57	
1,2-Dichloropropane	ug/L	ND	1.0	0.16	05/09/16 11:57	
2-Butanone (MEK)	ug/L	ND	10.0	0.59	05/09/16 11:57	
2-Hexanone	ug/L	ND	10.0	1.2	05/09/16 11:57	
4-Methyl-2-pentanone (MIBK)	ug/L	ND	10.0	0.42	05/09/16 11:57	
Acetone	ug/L	ND	10.0	1.9	05/09/16 11:57	
Benzene	ug/L	ND	1.0	0.060	05/09/16 11:57	
Bromodichloromethane	ug/L	ND	1.0	0.19	05/09/16 11:57	
Bromoform	ug/L	ND	1.0	0.070	05/09/16 11:57	
Bromomethane	ug/L	ND	5.0	0.16	05/09/16 11:57	
Carbon disulfide	ug/L	0.15J	5.0	0.12	05/09/16 11:57	
Carbon tetrachloride	ug/L	ND	1.0	0.18	05/09/16 11:57	
Chlorobenzene	ug/L	ND	1.0	0.21	05/09/16 11:57	
Chloroethane	ug/L	ND	1.0	0.15	05/09/16 11:57	
Chloroform	ug/L	ND	1.0	0.14	05/09/16 11:57	
Chloromethane	ug/L	ND	1.0	0.080	05/09/16 11:57	
cis-1,2-Dichloroethene	ug/L	ND	1.0	0.080	05/09/16 11:57	
cis-1,3-Dichloropropene	ug/L	ND	1.0	0.14	05/09/16 11:57	
Dibromochloromethane	ug/L	ND	1.0	0.21	05/09/16 11:57	
Ethylbenzene	ug/L	ND	1.0	0.18	05/09/16 11:57	
Methylene chloride	ug/L	ND	1.0	0.15	05/09/16 11:57	
Styrene	ug/L	ND	1.0	0.12	05/09/16 11:57	
Tetrachloroethene	ug/L	ND	1.0	0.10	05/09/16 11:57	
Toluene	ug/L	ND	1.0	0.17	05/09/16 11:57	
trans-1,2-Dichloroethene	ug/L	ND	1.0	0.20	05/09/16 11:57	
trans-1,3-Dichloropropene	ug/L	ND	1.0	0.12	05/09/16 11:57	
Trichloroethene	ug/L	ND	1.0	0.17	05/09/16 11:57	
Vinyl chloride	ug/L	ND	1.0	0.13	05/09/16 11:57	
Xylene (Total)	ug/L	ND	3.0	0.42	05/09/16 11:57	
1,2-Dichloroethane-d4 (S)	%	93	81-127		05/09/16 11:57	
4-Bromofluorobenzene (S)	%	98	77-130		05/09/16 11:57	
Toluene-d8 (S)	%	101	80-120		05/09/16 11:57	

Results presented on this page are in the units indicated by the "Units" column except where an alternate unit is presented to the right of the result.

REPORT OF LABORATORY ANALYSIS

This report shall not be reproduced, except in full,
without the written consent of Pace Analytical Services, Inc..

Pace Analytical Services, Inc.
9608 Loiret Blvd.
Lenexa, KS 66219
(913)599-5665

QUALITY CONTROL DATA

Project: FORT SMITH, AR
Pace Project No.: 60218544

LABORATORY CONTROL SAMPLE: 1754636

Parameter	Units	Spike Conc.	LCS Result	LCS % Rec	% Rec Limits	Qualifiers
1,1,1-Trichloroethane	ug/L	20	20.2	101	81-116	
1,1,2,2-Tetrachloroethane	ug/L	20	20.0	100	72-117	
1,1,2-Trichloroethane	ug/L	20	19.1	96	79-108	
1,1-Dichloroethane	ug/L	20	20.0	100	83-117	
1,1-Dichloroethene	ug/L	20	19.1	95	74-114	
1,2-Dichloroethane	ug/L	20	19.6	98	72-116	
1,2-Dichloropropane	ug/L	20	20.3	101	80-120	
2-Butanone (MEK)	ug/L	100	96.7	97	67-129	
2-Hexanone	ug/L	100	97.5	98	70-128	
4-Methyl-2-pentanone (MIBK)	ug/L	100	98.6	99	80-120	
Acetone	ug/L	100	105	105	56-142	
Benzene	ug/L	20	20.4	102	79-116	
Bromodichloromethane	ug/L	20	19.5	98	80-120	
Bromoform	ug/L	20	20.2	101	73-114	
Bromomethane	ug/L	20	18.0	90	49-153	
Carbon disulfide	ug/L	20	19.8	99	82-121	
Carbon tetrachloride	ug/L	20	19.2	96	80-116	
Chlorobenzene	ug/L	20	20.1	101	80-120	
Chloroethane	ug/L	20	19.3	97	67-124	
Chloroform	ug/L	20	19.6	98	79-120	
Chloromethane	ug/L	20	23.2	116	10-192	
cis-1,2-Dichloroethene	ug/L	20	19.6	98	80-120	
cis-1,3-Dichloropropene	ug/L	20	19.9	99	80-120	
Dibromochloromethane	ug/L	20	19.6	98	80-120	
Ethylbenzene	ug/L	20	19.7	99	80-120	
Methylene chloride	ug/L	20	21.3	106	80-120	
Styrene	ug/L	20	20.6	103	80-120	
Tetrachloroethene	ug/L	20	19.2	96	80-120	
Toluene	ug/L	20	19.8	99	80-120	
trans-1,2-Dichloroethene	ug/L	20	19.2	96	78-108	
trans-1,3-Dichloropropene	ug/L	20	19.7	98	85-120	
Trichloroethene	ug/L	20	19.4	97	76-114	
Vinyl chloride	ug/L	20	20.3	101	69-129	
Xylene (Total)	ug/L	60	60.0	100	80-120	
1,2-Dichloroethane-d4 (S)	%			96	81-127	
4-Bromofluorobenzene (S)	%			101	77-130	
Toluene-d8 (S)	%			98	80-120	

Results presented on this page are in the units indicated by the "Units" column except where an alternate unit is presented to the right of the result.

REPORT OF LABORATORY ANALYSIS

This report shall not be reproduced, except in full,
without the written consent of Pace Analytical Services, Inc..

Pace Analytical Services, Inc.
9608 Loiret Blvd.
Lenexa, KS 66219
(913)599-5665

QUALITY CONTROL DATA

Project: FORT SMITH, AR
Pace Project No.: 60218544

QC Batch: MSV/75676
QC Batch Method: EPA 5030B/8260
Analysis Method: EPA 5030B/8260
Analysis Description: 8260 MSV Water 7 day
Associated Lab Samples: 60218544010, 60218544016

METHOD BLANK: 1755367
Matrix: Water
Associated Lab Samples: 60218544010, 60218544016

Parameter	Units	Blank Result	Reporting Limit	MDL	Analyzed	Qualifiers
1,1,1-Trichloroethane	ug/L	ND	1.0	0.11	05/10/16 11:50	
1,1,2,2-Tetrachloroethane	ug/L	ND	1.0	0.15	05/10/16 11:50	
1,1,2-Trichloroethane	ug/L	ND	1.0	0.20	05/10/16 11:50	
1,1-Dichloroethane	ug/L	ND	1.0	0.050	05/10/16 11:50	
1,1-Dichloroethene	ug/L	ND	1.0	0.20	05/10/16 11:50	
1,2-Dichloroethane	ug/L	ND	1.0	0.12	05/10/16 11:50	
1,2-Dichloropropane	ug/L	ND	1.0	0.16	05/10/16 11:50	
2-Butanone (MEK)	ug/L	ND	10.0	0.59	05/10/16 11:50	
2-Hexanone	ug/L	ND	10.0	1.2	05/10/16 11:50	
4-Methyl-2-pentanone (MIBK)	ug/L	ND	10.0	0.42	05/10/16 11:50	
Acetone	ug/L	ND	10.0	1.9	05/10/16 11:50	
Benzene	ug/L	ND	1.0	0.060	05/10/16 11:50	
Bromodichloromethane	ug/L	ND	1.0	0.19	05/10/16 11:50	
Bromoform	ug/L	ND	1.0	0.070	05/10/16 11:50	
Bromomethane	ug/L	0.18J	5.0	0.16	05/10/16 11:50	
Carbon disulfide	ug/L	ND	5.0	0.12	05/10/16 11:50	
Carbon tetrachloride	ug/L	ND	1.0	0.18	05/10/16 11:50	
Chlorobenzene	ug/L	ND	1.0	0.21	05/10/16 11:50	
Chloroethane	ug/L	ND	1.0	0.15	05/10/16 11:50	
Chloroform	ug/L	1.0	1.0	0.14	05/10/16 11:50	
Chloromethane	ug/L	ND	1.0	0.080	05/10/16 11:50	
cis-1,2-Dichloroethene	ug/L	ND	1.0	0.080	05/10/16 11:50	
cis-1,3-Dichloropropene	ug/L	ND	1.0	0.14	05/10/16 11:50	
Dibromochloromethane	ug/L	ND	1.0	0.21	05/10/16 11:50	
Ethylbenzene	ug/L	ND	1.0	0.18	05/10/16 11:50	
Methylene chloride	ug/L	1.3	1.0	0.15	05/10/16 11:50	
Styrene	ug/L	ND	1.0	0.12	05/10/16 11:50	
Tetrachloroethene	ug/L	ND	1.0	0.10	05/10/16 11:50	
Toluene	ug/L	ND	1.0	0.17	05/10/16 11:50	
trans-1,2-Dichloroethene	ug/L	ND	1.0	0.20	05/10/16 11:50	
trans-1,3-Dichloropropene	ug/L	ND	1.0	0.12	05/10/16 11:50	
Vinyl chloride	ug/L	ND	1.0	0.13	05/10/16 11:50	
Xylene (Total)	ug/L	ND	3.0	0.42	05/10/16 11:50	
1,2-Dichloroethane-d4 (S)	%	97	81-127		05/10/16 11:50	
4-Bromofluorobenzene (S)	%	102	77-130		05/10/16 11:50	
Toluene-d8 (S)	%	101	80-120		05/10/16 11:50	

Results presented on this page are in the units indicated by the "Units" column except where an alternate unit is presented to the right of the result.

REPORT OF LABORATORY ANALYSIS

This report shall not be reproduced, except in full,
without the written consent of Pace Analytical Services, Inc..

Pace Analytical Services, Inc.
9608 Loiret Blvd.
Lenexa, KS 66219
(913)599-5665

QUALITY CONTROL DATA

Project: FORT SMITH, AR
Pace Project No.: 60218544

LABORATORY CONTROL SAMPLE: 1755368

Parameter	Units	Spike Conc.	LCS Result	LCS % Rec	% Rec Limits	Qualifiers
1,1,1-Trichloroethane	ug/L	20	17.2	86	81-116	
1,1,2,2-Tetrachloroethane	ug/L	20	24.2	121	72-117	L0
1,1,2-Trichloroethane	ug/L	20	20.9	104	79-108	
1,1-Dichloroethane	ug/L	20	20.8	104	83-117	
1,1-Dichloroethene	ug/L	20	18.0	90	74-114	
1,2-Dichloroethane	ug/L	20	18.7	93	72-116	
1,2-Dichloropropane	ug/L	20	21.0	105	80-120	
2-Butanone (MEK)	ug/L	100	115	115	67-129	
2-Hexanone	ug/L	100	118	118	70-128	
4-Methyl-2-pentanone (MIBK)	ug/L	100	114	114	80-120	
Acetone	ug/L	100	116	116	56-142	
Benzene	ug/L	20	20.0	100	79-116	
Bromodichloromethane	ug/L	20	18.8	94	80-120	
Bromoform	ug/L	20	18.3	92	73-114	
Bromomethane	ug/L	20	18.1	91	49-153	
Carbon disulfide	ug/L	20	18.8	94	82-121	
Carbon tetrachloride	ug/L	20	16.5	82	80-116	
Chlorobenzene	ug/L	20	19.5	98	80-120	
Chloroethane	ug/L	20	23.1	115	67-124	
Chloroform	ug/L	20	18.8	94	79-120	
Chloromethane	ug/L	20	18.0	90	10-192	
cis-1,2-Dichloroethene	ug/L	20	19.2	96	80-120	
cis-1,3-Dichloropropene	ug/L	20	19.5	97	80-120	
Dibromochloromethane	ug/L	20	19.2	96	80-120	
Ethylbenzene	ug/L	20	20.2	101	80-120	
Methylene chloride	ug/L	20	20.5	102	80-120	
Styrene	ug/L	20	20.4	102	80-120	
Tetrachloroethene	ug/L	20	17.5	88	80-120	
Toluene	ug/L	20	20.3	102	80-120	
trans-1,2-Dichloroethene	ug/L	20	19.3	97	78-108	
trans-1,3-Dichloropropene	ug/L	20	20.7	104	85-120	
Vinyl chloride	ug/L	20	18.5	93	69-129	
Xylene (Total)	ug/L	60	60.9	102	80-120	
1,2-Dichloroethane-d4 (S)	%			96	81-127	
4-Bromofluorobenzene (S)	%			107	77-130	
Toluene-d8 (S)	%			104	80-120	

Results presented on this page are in the units indicated by the "Units" column except where an alternate unit is presented to the right of the result.

REPORT OF LABORATORY ANALYSIS

This report shall not be reproduced, except in full,
without the written consent of Pace Analytical Services, Inc..

Pace Analytical Services, Inc.
9608 Loiret Blvd.
Lenexa, KS 66219
(913)599-5665

QUALITY CONTROL DATA

Project: FORT SMITH, AR
Pace Project No.: 60218544

QC Batch: MSV/75769
QC Batch Method: EPA 5030B/8260
Analysis Method: EPA 5030B/8260
Analysis Description: 8260 MSV Water 7 day
Associated Lab Samples: 60218544013, 60218544027

METHOD BLANK: 1757350
Matrix: Water
Associated Lab Samples: 60218544013, 60218544027

Parameter	Units	Blank Result	Reporting Limit	MDL	Analyzed	Qualifiers
1,1,1-Trichloroethane	ug/L	ND	1.0	0.11	05/12/16 14:36	
1,1,2,2-Tetrachloroethane	ug/L	ND	1.0	0.15	05/12/16 14:36	
1,1,2-Trichloroethane	ug/L	ND	1.0	0.20	05/12/16 14:36	
1,1-Dichloroethane	ug/L	ND	1.0	0.050	05/12/16 14:36	
1,1-Dichloroethene	ug/L	ND	1.0	0.20	05/12/16 14:36	
1,2-Dichloroethane	ug/L	ND	1.0	0.12	05/12/16 14:36	
1,2-Dichloropropane	ug/L	ND	1.0	0.16	05/12/16 14:36	
2-Butanone (MEK)	ug/L	ND	10.0	0.59	05/12/16 14:36	
2-Hexanone	ug/L	ND	10.0	1.2	05/12/16 14:36	
4-Methyl-2-pentanone (MIBK)	ug/L	ND	10.0	0.42	05/12/16 14:36	
Acetone	ug/L	2.4J	10.0	1.9	05/12/16 14:36	
Benzene	ug/L	ND	1.0	0.060	05/12/16 14:36	
Bromodichloromethane	ug/L	ND	1.0	0.19	05/12/16 14:36	
Bromoform	ug/L	ND	1.0	0.070	05/12/16 14:36	
Bromomethane	ug/L	3.5J	5.0	0.16	05/12/16 14:36	
Carbon disulfide	ug/L	ND	5.0	0.12	05/12/16 14:36	
Carbon tetrachloride	ug/L	ND	1.0	0.18	05/12/16 14:36	
Chlorobenzene	ug/L	ND	1.0	0.21	05/12/16 14:36	
Chloroethane	ug/L	ND	1.0	0.15	05/12/16 14:36	
Chloroform	ug/L	ND	1.0	0.14	05/12/16 14:36	
Chloromethane	ug/L	0.22J	1.0	0.080	05/12/16 14:36	
cis-1,2-Dichloroethene	ug/L	ND	1.0	0.080	05/12/16 14:36	
cis-1,3-Dichloropropene	ug/L	ND	1.0	0.14	05/12/16 14:36	
Dibromochloromethane	ug/L	ND	1.0	0.21	05/12/16 14:36	
Ethylbenzene	ug/L	ND	1.0	0.18	05/12/16 14:36	
Methylene chloride	ug/L	0.22J	1.0	0.15	05/12/16 14:36	
Styrene	ug/L	ND	1.0	0.12	05/12/16 14:36	
Tetrachloroethene	ug/L	ND	1.0	0.10	05/12/16 14:36	
Toluene	ug/L	ND	1.0	0.17	05/12/16 14:36	
trans-1,2-Dichloroethene	ug/L	ND	1.0	0.20	05/12/16 14:36	
trans-1,3-Dichloropropene	ug/L	ND	1.0	0.12	05/12/16 14:36	
Vinyl chloride	ug/L	ND	1.0	0.13	05/12/16 14:36	
Xylene (Total)	ug/L	ND	3.0	0.42	05/12/16 14:36	
1,2-Dichloroethane-d4 (S)	%	102	81-127		05/12/16 14:36	
4-Bromofluorobenzene (S)	%	101	77-130		05/12/16 14:36	
Toluene-d8 (S)	%	100	80-120		05/12/16 14:36	

Results presented on this page are in the units indicated by the "Units" column except where an alternate unit is presented to the right of the result.

REPORT OF LABORATORY ANALYSIS

This report shall not be reproduced, except in full,
without the written consent of Pace Analytical Services, Inc..

Pace Analytical Services, Inc.
9608 Loiret Blvd.
Lenexa, KS 66219
(913)599-5665

QUALITY CONTROL DATA

Project: FORT SMITH, AR
Pace Project No.: 60218544

LABORATORY CONTROL SAMPLE: 1757351

Parameter	Units	Spike Conc.	LCS Result	LCS % Rec	% Rec Limits	Qualifiers
1,1,1-Trichloroethane	ug/L	20	20.9	105	81-116	
1,1,2,2-Tetrachloroethane	ug/L	20	21.1	105	72-117	
1,1,2-Trichloroethane	ug/L	20	20.0	100	79-108	
1,1-Dichloroethane	ug/L	20	20.5	102	83-117	
1,1-Dichloroethene	ug/L	20	21.0	105	74-114	
1,2-Dichloroethane	ug/L	20	20.5	103	72-116	
1,2-Dichloropropane	ug/L	20	20.8	104	80-120	
2-Butanone (MEK)	ug/L	100	93.9	94	67-129	
2-Hexanone	ug/L	100	102	102	70-128	
4-Methyl-2-pentanone (MIBK)	ug/L	100	96.4	96	80-120	
Acetone	ug/L	100	90.4	90	56-142	
Benzene	ug/L	20	20.5	103	79-116	
Bromodichloromethane	ug/L	20	20.1	100	80-120	
Bromoform	ug/L	20	18.9	94	73-114	
Bromomethane	ug/L	20	21.3	106	49-153	
Carbon disulfide	ug/L	20	21.2	106	82-121	
Carbon tetrachloride	ug/L	20	19.1	95	80-116	
Chlorobenzene	ug/L	20	20.5	102	80-120	
Chloroethane	ug/L	20	22.0	110	67-124	
Chloroform	ug/L	20	19.8	99	79-120	
Chloromethane	ug/L	20	26.3	132	10-192	
cis-1,2-Dichloroethene	ug/L	20	19.5	98	80-120	
cis-1,3-Dichloropropene	ug/L	20	18.2	91	80-120	
Dibromochloromethane	ug/L	20	20.2	101	80-120	
Ethylbenzene	ug/L	20	20.5	102	80-120	
Methylene chloride	ug/L	20	19.2	96	80-120	
Styrene	ug/L	20	19.0	95	80-120	
Tetrachloroethene	ug/L	20	21.3	107	80-120	
Toluene	ug/L	20	20.3	102	80-120	
trans-1,2-Dichloroethene	ug/L	20	22.3	112	78-108	L0
trans-1,3-Dichloropropene	ug/L	20	19.0	95	85-120	
Vinyl chloride	ug/L	20	21.2	106	69-129	
Xylene (Total)	ug/L	60	63.5	106	80-120	
1,2-Dichloroethane-d4 (S)	%			98	81-127	
4-Bromofluorobenzene (S)	%			101	77-130	
Toluene-d8 (S)	%			99	80-120	

Results presented on this page are in the units indicated by the "Units" column except where an alternate unit is presented to the right of the result.

REPORT OF LABORATORY ANALYSIS

This report shall not be reproduced, except in full,
without the written consent of Pace Analytical Services, Inc..

Pace Analytical Services, Inc.
9608 Loiret Blvd.
Lenexa, KS 66219
(913)599-5665

QUALITY CONTROL DATA

Project: FORT SMITH, AR
Pace Project No.: 60218544

QC Batch: WET/61782 Analysis Method: SM 2320B
QC Batch Method: SM 2320B Analysis Description: 2320B Alkalinity
Associated Lab Samples: 60218544001, 60218544002, 60218544003, 60218544004, 60218544005, 60218544006, 60218544007, 60218544008, 60218544009, 60218544010

METHOD BLANK: 1758729 Matrix: Water
Associated Lab Samples: 60218544001, 60218544002, 60218544003, 60218544004, 60218544005, 60218544006, 60218544007, 60218544008, 60218544009, 60218544010

Parameter	Units	Blank Result	Reporting Limit	MDL	Analyzed	Qualifiers
Alkalinity, Carbonate (CaCO3)	mg/L	ND	20.0	2.0	05/16/16 09:08	
Alkalinity, Total as CaCO3	mg/L	ND	20.0	2.0	05/16/16 09:08	
Alkalinity,Bicarbonate (CaCO3)	mg/L	ND	20.0	2.0	05/16/16 09:08	

LABORATORY CONTROL SAMPLE: 1758730

Parameter	Units	Spike Conc.	LCS Result	LCS % Rec	% Rec Limits	Qualifiers
Alkalinity, Total as CaCO3	mg/L	500	498	100	90-110	

SAMPLE DUPLICATE: 1758731

Parameter	Units	60218406004 Result	Dup Result	RPD	Max RPD	Qualifiers
Alkalinity, Carbonate (CaCO3)	mg/L	ND	ND		10	
Alkalinity, Total as CaCO3	mg/L	95.1	98.8	4	10	
Alkalinity,Bicarbonate (CaCO3)	mg/L	95.1	98.8	4	10	

SAMPLE DUPLICATE: 1758732

Parameter	Units	60218544005 Result	Dup Result	RPD	Max RPD	Qualifiers
Alkalinity, Carbonate (CaCO3)	mg/L	ND	ND		10	
Alkalinity, Total as CaCO3	mg/L	117	120	2	10	
Alkalinity,Bicarbonate (CaCO3)	mg/L	117	120	2	10	

Results presented on this page are in the units indicated by the "Units" column except where an alternate unit is presented to the right of the result.

REPORT OF LABORATORY ANALYSIS

This report shall not be reproduced, except in full,
without the written consent of Pace Analytical Services, Inc..

Pace Analytical Services, Inc.
9608 Loiret Blvd.
Lenexa, KS 66219
(913)599-5665

QUALITY CONTROL DATA

Project: FORT SMITH, AR
Pace Project No.: 60218544

QC Batch: WET/61803 Analysis Method: SM 2320B
QC Batch Method: SM 2320B Analysis Description: 2320B Alkalinity
Associated Lab Samples: 60218544011, 60218544012, 60218544013, 60218544014, 60218544015, 60218544016, 60218544017

METHOD BLANK: 1759335 Matrix: Water
Associated Lab Samples: 60218544011, 60218544012, 60218544013, 60218544014, 60218544015, 60218544016, 60218544017

Parameter	Units	Blank Result	Reporting Limit	MDL	Analyzed	Qualifiers
Alkalinity, Total as CaCO3	mg/L	ND	20.0	2.0	05/16/16 12:12	

LABORATORY CONTROL SAMPLE: 1759336

Parameter	Units	Spike Conc.	LCS Result	LCS % Rec	% Rec Limits	Qualifiers
Alkalinity, Total as CaCO3	mg/L	500	465	93	90-110	

SAMPLE DUPLICATE: 1759337

Parameter	Units	60218544012 Result	Dup Result	RPD	Max RPD	Qualifiers
Alkalinity, Carbonate (CaCO3)	mg/L	ND	ND		10	
Alkalinity, Total as CaCO3	mg/L	268	272	1	10	
Alkalinity,Bicarbonate (CaCO3)	mg/L	268	272	1	10	

Results presented on this page are in the units indicated by the "Units" column except where an alternate unit is presented to the right of the result.

REPORT OF LABORATORY ANALYSIS

This report shall not be reproduced, except in full,
without the written consent of Pace Analytical Services, Inc..

Pace Analytical Services, Inc.
9608 Loiret Blvd.
Lenexa, KS 66219
(913)599-5665

QUALITY CONTROL DATA

Project: FORT SMITH, AR
Pace Project No.: 60218544

QC Batch: WET/61832 Analysis Method: SM 2320B
QC Batch Method: SM 2320B Analysis Description: 2320B Alkalinity
Associated Lab Samples: 60218544018, 60218544019, 60218544020, 60218544021, 60218544022, 60218544023, 60218544024, 60218544025, 60218544026, 60218544027, 60218544028

METHOD BLANK: 1759760 Matrix: Water
Associated Lab Samples: 60218544018, 60218544019, 60218544020, 60218544021, 60218544022, 60218544023, 60218544024, 60218544025, 60218544026, 60218544027, 60218544028

Parameter	Units	Blank Result	Reporting Limit	MDL	Analyzed	Qualifiers
Alkalinity, Carbonate (CaCO3)	mg/L	ND	20.0	2.0	05/17/16 09:03	
Alkalinity, Total as CaCO3	mg/L	ND	20.0	2.0	05/17/16 09:03	
Alkalinity,Bicarbonate (CaCO3)	mg/L	ND	20.0	2.0	05/17/16 09:03	

LABORATORY CONTROL SAMPLE: 1759761

Parameter	Units	Spike Conc.	LCS Result	LCS % Rec	% Rec Limits	Qualifiers
Alkalinity, Total as CaCO3	mg/L	500	473	95	90-110	

SAMPLE DUPLICATE: 1759762

Parameter	Units	60218544018 Result	Dup Result	RPD	Max RPD	Qualifiers
Alkalinity, Carbonate (CaCO3)	mg/L	ND	ND		10	
Alkalinity, Total as CaCO3	mg/L	ND	6.8J		10	
Alkalinity,Bicarbonate (CaCO3)	mg/L	ND	6.8J		10	

SAMPLE DUPLICATE: 1759763

Parameter	Units	60218544026 Result	Dup Result	RPD	Max RPD	Qualifiers
Alkalinity, Carbonate (CaCO3)	mg/L	ND	ND		10	
Alkalinity, Total as CaCO3	mg/L	ND	12.3J		10	
Alkalinity,Bicarbonate (CaCO3)	mg/L	ND	12.3J		10	

Results presented on this page are in the units indicated by the "Units" column except where an alternate unit is presented to the right of the result.

REPORT OF LABORATORY ANALYSIS

This report shall not be reproduced, except in full,
without the written consent of Pace Analytical Services, Inc..

Pace Analytical Services, Inc.
9608 Loiret Blvd.
Lenexa, KS 66219
(913)599-5665

QUALITY CONTROL DATA

Project: FORT SMITH, AR
Pace Project No.: 60218544

QC Batch: WET/61745 Analysis Method: SM 4500-S-2 D
QC Batch Method: SM 4500-S-2 D Analysis Description: 4500S2D Sulfide, Total
Associated Lab Samples: 60218544001, 60218544002, 60218544003, 60218544004, 60218544005, 60218544006, 60218544007, 60218544008, 60218544009, 60218544010, 60218544011, 60218544012, 60218544013, 60218544014

METHOD BLANK: 1757066 Matrix: Water
Associated Lab Samples: 60218544001, 60218544002, 60218544003, 60218544004, 60218544005, 60218544006, 60218544007, 60218544008, 60218544009, 60218544010, 60218544011, 60218544012, 60218544013, 60218544014

Parameter	Units	Blank Result	Reporting Limit	MDL	Analyzed	Qualifiers
Sulfide, Total	mg/L	ND	0.050	0.012	05/12/16 12:19	

LABORATORY CONTROL SAMPLE: 1757067

Parameter	Units	Spike Conc.	LCS Result	LCS % Rec	% Rec Limits	Qualifiers
Sulfide, Total	mg/L	.5	0.52	104	80-120	

MATRIX SPIKE SAMPLE: 1757068

Parameter	Units	60218511007 Result	Spike Conc.	MS Result	MS % Rec	% Rec Limits	Qualifiers
Sulfide, Total	mg/L	<0.050	.5	0.49	99	75-125	

SAMPLE DUPLICATE: 1757069

Parameter	Units	60218511008 Result	Dup Result	RPD	Max RPD	Qualifiers
Sulfide, Total	mg/L	<0.050	ND		20	

SAMPLE DUPLICATE: 1757070

Parameter	Units	60218544005 Result	Dup Result	RPD	Max RPD	Qualifiers
Sulfide, Total	mg/L	ND	ND		20	

Results presented on this page are in the units indicated by the "Units" column except where an alternate unit is presented to the right of the result.

REPORT OF LABORATORY ANALYSIS

This report shall not be reproduced, except in full,
without the written consent of Pace Analytical Services, Inc..

Pace Analytical Services, Inc.
9608 Loiret Blvd.
Lenexa, KS 66219
(913)599-5665

QUALITY CONTROL DATA

Project: FORT SMITH, AR
Pace Project No.: 60218544

QC Batch: WET/61746 Analysis Method: SM 4500-S-2 D
QC Batch Method: SM 4500-S-2 D Analysis Description: 4500S2D Sulfide, Total
Associated Lab Samples: 60218544015, 60218544016, 60218544017, 60218544018, 60218544019, 60218544020, 60218544021, 60218544022, 60218544023, 60218544024, 60218544025, 60218544026, 60218544027, 60218544028

METHOD BLANK: 1757078 Matrix: Water
Associated Lab Samples: 60218544015, 60218544016, 60218544017, 60218544018, 60218544019, 60218544020, 60218544021, 60218544022, 60218544023, 60218544024, 60218544025, 60218544026, 60218544027, 60218544028

Parameter	Units	Blank Result	Reporting Limit	MDL	Analyzed	Qualifiers
Sulfide, Total	mg/L	ND	0.050	0.012	05/12/16 12:35	

LABORATORY CONTROL SAMPLE: 1757079

Parameter	Units	Spike Conc.	LCS Result	LCS % Rec	% Rec Limits	Qualifiers
Sulfide, Total	mg/L	.5	0.51	103	80-120	

MATRIX SPIKE SAMPLE: 1757080

Parameter	Units	60218544015 Result	Spike Conc.	MS Result	MS % Rec	% Rec Limits	Qualifiers
Sulfide, Total	mg/L	ND	.5	0.45	90	75-125	

SAMPLE DUPLICATE: 1757081

Parameter	Units	60218544016 Result	Dup Result	RPD	Max RPD	Qualifiers
Sulfide, Total	mg/L	ND	ND		20	

SAMPLE DUPLICATE: 1757082

Parameter	Units	60218544024 Result	Dup Result	RPD	Max RPD	Qualifiers
Sulfide, Total	mg/L	ND	ND		20	

Results presented on this page are in the units indicated by the "Units" column except where an alternate unit is presented to the right of the result.

REPORT OF LABORATORY ANALYSIS

This report shall not be reproduced, except in full,
without the written consent of Pace Analytical Services, Inc..

Pace Analytical Services, Inc.
9608 Loiret Blvd.
Lenexa, KS 66219
(913)599-5665

QUALITY CONTROL DATA

Project: FORT SMITH, AR
Pace Project No.: 60218544

QC Batch: WETA/39428 Analysis Method: EPA 300.0
QC Batch Method: EPA 300.0 Analysis Description: 300.0 IC Anions
Associated Lab Samples: 60218544001, 60218544002, 60218544003, 60218544005, 60218544006, 60218544007, 60218544008, 60218544009, 60218544010, 60218544011, 60218544013, 60218544014, 60218544015, 60218544016, 60218544017, 60218544018, 60218544019

METHOD BLANK: 1756622 Matrix: Water
Associated Lab Samples: 60218544001, 60218544002, 60218544003, 60218544005, 60218544006, 60218544007, 60218544008, 60218544009, 60218544010, 60218544011, 60218544013, 60218544014, 60218544015, 60218544016, 60218544017, 60218544018, 60218544019

Parameter	Units	Blank Result	Reporting Limit	MDL	Analyzed	Qualifiers
Chloride	mg/L	ND	1.0	0.50	05/12/16 09:01	
Sulfate	mg/L	ND	1.0	0.25	05/12/16 09:01	

LABORATORY CONTROL SAMPLE: 1756623

Parameter	Units	Spike Conc.	LCS Result	LCS % Rec	% Rec Limits	Qualifiers
Chloride	mg/L	5	4.7	95	90-110	
Sulfate	mg/L	5	4.8	96	90-110	

MATRIX SPIKE & MATRIX SPIKE DUPLICATE: 1756624 1756625

Parameter	Units	60218530001 Result	MS Spike Conc.	MSD Spike Conc.	MS Result	MSD Result	MS % Rec	MSD % Rec	% Rec Limits	RPD	Max RPD	Qual
Chloride	mg/L	8.9	5	5	13.8	13.8	99	99	80-120	0	15	
Sulfate	mg/L	46.4	25	25	72.1	71.3	103	100	80-120	1	15	

MATRIX SPIKE SAMPLE: 1756626

Parameter	Units	60218544005 Result	Spike Conc.	MS Result	MS % Rec	% Rec Limits	Qualifiers
Chloride	mg/L	126	50	180	108	80-120	
Sulfate	mg/L	99.5	50	149	99	80-120	

Results presented on this page are in the units indicated by the "Units" column except where an alternate unit is presented to the right of the result.

REPORT OF LABORATORY ANALYSIS

This report shall not be reproduced, except in full,
without the written consent of Pace Analytical Services, Inc..

Pace Analytical Services, Inc.
9608 Loiret Blvd.
Lenexa, KS 66219
(913)599-5665

QUALITY CONTROL DATA

Project: FORT SMITH, AR
Pace Project No.: 60218544

QC Batch: WETA/39429 Analysis Method: EPA 300.0
QC Batch Method: EPA 300.0 Analysis Description: 300.0 IC Anions
Associated Lab Samples: 60218544020, 60218544021, 60218544022, 60218544023, 60218544024, 60218544025, 60218544026, 60218544027, 60218544028

METHOD BLANK: 1756630 Matrix: Water
Associated Lab Samples: 60218544020, 60218544021, 60218544022, 60218544023, 60218544024, 60218544025, 60218544026, 60218544027, 60218544028

Parameter	Units	Blank Result	Reporting Limit	MDL	Analyzed	Qualifiers
Chloride	mg/L	ND	1.0	0.50	05/12/16 21:44	
Sulfate	mg/L	ND	1.0	0.25	05/12/16 21:44	

LABORATORY CONTROL SAMPLE: 1756631

Parameter	Units	Spike Conc.	LCS Result	LCS % Rec	% Rec Limits	Qualifiers
Chloride	mg/L	5	4.8	97	90-110	
Sulfate	mg/L	5	5.0	100	90-110	

MATRIX SPIKE & MATRIX SPIKE DUPLICATE: 1756632 1756633

Parameter	Units	60218544020 Result	MS Spike Conc.	MSD Spike Conc.	MS Result	MSD Result	MS % Rec	MSD % Rec	% Rec Limits	RPD	Max RPD	Qual
Chloride	mg/L	297	250	250	551	552	102	102	80-120	0	15	
Sulfate	mg/L	4720	2500	2500	7240	7290	101	103	80-120	1	15	

Results presented on this page are in the units indicated by the "Units" column except where an alternate unit is presented to the right of the result.

REPORT OF LABORATORY ANALYSIS

This report shall not be reproduced, except in full,
without the written consent of Pace Analytical Services, Inc..

Pace Analytical Services, Inc.
9608 Loiret Blvd.
Lenexa, KS 66219
(913)599-5665

QUALITY CONTROL DATA

Project: FORT SMITH, AR
Pace Project No.: 60218544

QC Batch: WETA/39499 Analysis Method: EPA 300.0
QC Batch Method: EPA 300.0 Analysis Description: 300.0 IC Anions
Associated Lab Samples: 60218544004, 60218544012

METHOD BLANK: 1759644 Matrix: Water
Associated Lab Samples: 60218544004, 60218544012

Parameter	Units	Blank Result	Reporting Limit	MDL	Analyzed	Qualifiers
Chloride	mg/L	ND	1.0	0.50	05/17/16 09:16	
Sulfate	mg/L	ND	1.0	0.25	05/17/16 09:16	

LABORATORY CONTROL SAMPLE: 1759645

Parameter	Units	Spike Conc.	LCS Result	LCS % Rec	% Rec Limits	Qualifiers
Chloride	mg/L	5	4.8	97	90-110	
Sulfate	mg/L	5	5.1	101	90-110	

MATRIX SPIKE & MATRIX SPIKE DUPLICATE: 1759646 1759647

Parameter	Units	2036133009 Result	MS Spike Conc.	MSD Spike Conc.	MS Result	MSD Result	MS % Rec	MSD % Rec	% Rec Limits	RPD	Max RPD	Qual
Chloride	mg/L	15.6	5	5	20.6	20.6	101	101	80-120	0	15	
Sulfate	mg/L	22.4	10	10	32.0	32.3	96	99	80-120	1	15	

Results presented on this page are in the units indicated by the "Units" column except where an alternate unit is presented to the right of the result.

REPORT OF LABORATORY ANALYSIS

This report shall not be reproduced, except in full,
without the written consent of Pace Analytical Services, Inc..

Pace Analytical Services, Inc.
9608 Loiret Blvd.
Lenexa, KS 66219
(913)599-5665

QUALITY CONTROL DATA

Project: FORT SMITH, AR
Pace Project No.: 60218544

QC Batch: WETA/39376 Analysis Method: EPA 350.1
QC Batch Method: EPA 350.1 Analysis Description: 350.1 Ammonia
Associated Lab Samples: 60218544001, 60218544002, 60218544003, 60218544004, 60218544005, 60218544006, 60218544007, 60218544008, 60218544009, 60218544010, 60218544011

METHOD BLANK: 1754842 Matrix: Water
Associated Lab Samples: 60218544001, 60218544002, 60218544003, 60218544004, 60218544005, 60218544006, 60218544007, 60218544008, 60218544009, 60218544010, 60218544011

Parameter	Units	Blank Result	Reporting Limit	MDL	Analyzed	Qualifiers
Nitrogen, Ammonia	mg/L	ND	0.10	0.046	05/09/16 19:16	

LABORATORY CONTROL SAMPLE: 1754843

Parameter	Units	Spike Conc.	LCS Result	LCS % Rec	% Rec Limits	Qualifiers
Nitrogen, Ammonia	mg/L	5	5.4	108	90-110	

MATRIX SPIKE SAMPLE: 1754844

Parameter	Units	60218387020 Result	Spike Conc.	MS Result	MS % Rec	% Rec Limits	Qualifiers
Nitrogen, Ammonia	mg/L	ND	5	5.3	106	90-110	

MATRIX SPIKE SAMPLE: 1754846

Parameter	Units	60218544005 Result	Spike Conc.	MS Result	MS % Rec	% Rec Limits	Qualifiers
Nitrogen, Ammonia	mg/L	ND	5	5.4	107	90-110	

SAMPLE DUPLICATE: 1754845

Parameter	Units	60218387023 Result	Dup Result	RPD	Max RPD	Qualifiers
Nitrogen, Ammonia	mg/L	ND	ND		18	

Results presented on this page are in the units indicated by the "Units" column except where an alternate unit is presented to the right of the result.

REPORT OF LABORATORY ANALYSIS

This report shall not be reproduced, except in full,
without the written consent of Pace Analytical Services, Inc..

Pace Analytical Services, Inc.
9608 Loiret Blvd.
Lenexa, KS 66219
(913)599-5665

QUALITY CONTROL DATA

Project: FORT SMITH, AR
Pace Project No.: 60218544

QC Batch: WETA/39377 Analysis Method: EPA 350.1
QC Batch Method: EPA 350.1 Analysis Description: 350.1 Ammonia
Associated Lab Samples: 60218544012, 60218544013, 60218544014, 60218544015, 60218544016, 60218544017, 60218544018, 60218544019, 60218544020, 60218544021, 60218544022, 60218544023, 60218544024, 60218544025, 60218544026, 60218544027, 60218544028

METHOD BLANK: 1754847 Matrix: Water
Associated Lab Samples: 60218544012, 60218544013, 60218544014, 60218544015, 60218544016, 60218544017, 60218544018, 60218544019, 60218544020, 60218544021, 60218544022, 60218544023, 60218544024, 60218544025, 60218544026, 60218544027, 60218544028

Parameter	Units	Blank Result	Reporting Limit	MDL	Analyzed	Qualifiers
Nitrogen, Ammonia	mg/L	ND	0.10	0.046	05/09/16 19:58	

LABORATORY CONTROL SAMPLE: 1754848

Parameter	Units	Spike Conc.	LCS Result	LCS % Rec	% Rec Limits	Qualifiers
Nitrogen, Ammonia	mg/L	5	5.4	108	90-110	

MATRIX SPIKE SAMPLE: 1754849

Parameter	Units	60218544012 Result	Spike Conc.	MS Result	MS % Rec	% Rec Limits	Qualifiers
Nitrogen, Ammonia	mg/L	0.28	5	5.7	107	90-110	

MATRIX SPIKE SAMPLE: 1754851

Parameter	Units	60218544020 Result	Spike Conc.	MS Result	MS % Rec	% Rec Limits	Qualifiers
Nitrogen, Ammonia	mg/L	0.13	5	5.5	107	90-110	

SAMPLE DUPLICATE: 1754850

Parameter	Units	60218544013 Result	Dup Result	RPD	Max RPD	Qualifiers
Nitrogen, Ammonia	mg/L	0.28	0.23	19	18	D6

Results presented on this page are in the units indicated by the "Units" column except where an alternate unit is presented to the right of the result.

REPORT OF LABORATORY ANALYSIS

This report shall not be reproduced, except in full,
without the written consent of Pace Analytical Services, Inc..

Pace Analytical Services, Inc.
9608 Loiret Blvd.
Lenexa, KS 66219
(913)599-5665

QUALITY CONTROL DATA

Project: FORT SMITH, AR
Pace Project No.: 60218544

QC Batch: WETA/39338 Analysis Method: EPA 353.2
QC Batch Method: EPA 353.2 Analysis Description: 353.2 Nitrate + Nitrite, Unpres.
Associated Lab Samples: 60218544001, 60218544003, 60218544004, 60218544006, 60218544008, 60218544011, 60218544012, 60218544016, 60218544017, 60218544018, 60218544019, 60218544021, 60218544022, 60218544023, 60218544025, 60218544026, 60218544027, 60218544028

METHOD BLANK: 1753701 Matrix: Water
Associated Lab Samples: 60218544001, 60218544003, 60218544004, 60218544006, 60218544008, 60218544011, 60218544012, 60218544016, 60218544017, 60218544018, 60218544019, 60218544021, 60218544022, 60218544023, 60218544025, 60218544026, 60218544027, 60218544028

Parameter	Units	Blank Result	Reporting Limit	MDL	Analyzed	Qualifiers
Nitrogen, Nitrate	mg/L	ND	0.10	0.012	05/06/16 17:31	
Nitrogen, Nitrite	mg/L	ND	0.10	0.010	05/06/16 17:31	
Nitrogen, NO2 plus NO3	mg/L	ND	0.10	0.012	05/06/16 17:31	

LABORATORY CONTROL SAMPLE: 1753702

Parameter	Units	Spike Conc.	LCS Result	LCS % Rec	% Rec Limits	Qualifiers
Nitrogen, Nitrate	mg/L	1.6	1.6	101	85-115	
Nitrogen, Nitrite	mg/L	.4	0.38	96	90-110	
Nitrogen, NO2 plus NO3	mg/L	2	2.0	100	90-110	

MATRIX SPIKE SAMPLE: 1753703

Parameter	Units	60218544004 Result	Spike Conc.	MS Result	MS % Rec	% Rec Limits	Qualifiers
Nitrogen, Nitrate	mg/L	0.60	1.6	2.3	103	85-115	
Nitrogen, Nitrite	mg/L	ND	.4	0.40	101	90-110	
Nitrogen, NO2 plus NO3	mg/L	0.60	2	2.7	103	90-110	

MATRIX SPIKE SAMPLE: 1753705

Parameter	Units	60218544006 Result	Spike Conc.	MS Result	MS % Rec	% Rec Limits	Qualifiers
Nitrogen, Nitrate	mg/L	2.5	1.6	3.9	87	85-115	
Nitrogen, Nitrite	mg/L	ND	.4	0.41	103	90-110	
Nitrogen, NO2 plus NO3	mg/L	2.5	2	4.3	90	90-110	

SAMPLE DUPLICATE: 1753704

Parameter	Units	60218544023 Result	Dup Result	RPD	Max RPD	Qualifiers
Nitrogen, Nitrate	mg/L	0.83	0.82	0	20	
Nitrogen, Nitrite	mg/L	ND	ND		20	
Nitrogen, NO2 plus NO3	mg/L	0.83	0.82	0	20	

Results presented on this page are in the units indicated by the "Units" column except where an alternate unit is presented to the right of the result.

REPORT OF LABORATORY ANALYSIS

This report shall not be reproduced, except in full,
without the written consent of Pace Analytical Services, Inc..

Pace Analytical Services, Inc.
9608 Loiret Blvd.
Lenexa, KS 66219
(913)599-5665

QUALITY CONTROL DATA

Project: FORT SMITH, AR
Pace Project No.: 60218544

QC Batch: WETA/39339 Analysis Method: EPA 353.2
QC Batch Method: EPA 353.2 Analysis Description: 353.2 Nitrate + Nitrite, Unpres.
Associated Lab Samples: 60218544002, 60218544005, 60218544007, 60218544009, 60218544010, 60218544013, 60218544014, 60218544015, 60218544020, 60218544024

METHOD BLANK: 1753707 Matrix: Water
Associated Lab Samples: 60218544002, 60218544005, 60218544007, 60218544009, 60218544010, 60218544013, 60218544014, 60218544015, 60218544020, 60218544024

Parameter	Units	Blank Result	Reporting Limit	MDL	Analyzed	Qualifiers
Nitrogen, Nitrate	mg/L	ND	0.10	0.012	05/06/16 17:56	
Nitrogen, Nitrite	mg/L	ND	0.10	0.010	05/06/16 17:56	
Nitrogen, NO2 plus NO3	mg/L	ND	0.10	0.012	05/06/16 17:56	

LABORATORY CONTROL SAMPLE: 1753708

Parameter	Units	Spike Conc.	LCS Result	LCS % Rec	% Rec Limits	Qualifiers
Nitrogen, Nitrate	mg/L	1.6	1.6	101	85-115	
Nitrogen, Nitrite	mg/L	.4	0.39	97	90-110	
Nitrogen, NO2 plus NO3	mg/L	2	2.0	100	90-110	

MATRIX SPIKE SAMPLE: 1753709

Parameter	Units	60218544014 Result	Spike Conc.	MS Result	MS % Rec	% Rec Limits	Qualifiers
Nitrogen, Nitrate	mg/L	1.5	1.6	3.1	99	85-115	
Nitrogen, Nitrite	mg/L	ND	.4	0.41	103	90-110	
Nitrogen, NO2 plus NO3	mg/L	1.5	2	3.5	100	90-110	

MATRIX SPIKE SAMPLE: 1753711

Parameter	Units	60218544009 Result	Spike Conc.	MS Result	MS % Rec	% Rec Limits	Qualifiers
Nitrogen, Nitrate	mg/L	0.11	1.6	1.8	106	85-115	
Nitrogen, Nitrite	mg/L	ND	.4	0.41	103	90-110	
Nitrogen, NO2 plus NO3	mg/L	0.11	2	2.2	105	90-110	

SAMPLE DUPLICATE: 1753710

Parameter	Units	60218544005 Result	Dup Result	RPD	Max RPD	Qualifiers
Nitrogen, Nitrate	mg/L	23.8	22.3	6	20	
Nitrogen, Nitrite	mg/L	ND	ND		20	
Nitrogen, NO2 plus NO3	mg/L	23.8	22.3	6	20	

Results presented on this page are in the units indicated by the "Units" column except where an alternate unit is presented to the right of the result.

REPORT OF LABORATORY ANALYSIS

This report shall not be reproduced, except in full,
without the written consent of Pace Analytical Services, Inc..

Pace Analytical Services, Inc.
9608 Loiret Blvd.
Lenexa, KS 66219
(913)599-5665

QUALITY CONTROL DATA

Project: FORT SMITH, AR
Pace Project No.: 60218544

QC Batch: WETA/39440 Analysis Method: SM 5310C
QC Batch Method: SM 5310C Analysis Description: 5310C Total Organic Carbon
Associated Lab Samples: 60218544001, 60218544002, 60218544003, 60218544004, 60218544006, 60218544007, 60218544008, 60218544009, 60218544011, 60218544013, 60218544014, 60218544015, 60218544016, 60218544017, 60218544018, 60218544019, 60218544020

METHOD BLANK: 1756877 Matrix: Water
Associated Lab Samples: 60218544001, 60218544002, 60218544003, 60218544004, 60218544006, 60218544007, 60218544008, 60218544009, 60218544011, 60218544013, 60218544014, 60218544015, 60218544016, 60218544017, 60218544018, 60218544019, 60218544020

Parameter	Units	Blank Result	Reporting Limit	MDL	Analyzed	Qualifiers
Total Organic Carbon	mg/L	0.27J	1.0	0.054	05/12/16 17:37	

LABORATORY CONTROL SAMPLE: 1756881

Parameter	Units	Spike Conc.	LCS Result	LCS % Rec	% Rec Limits	Qualifiers
Total Organic Carbon	mg/L	5	4.7	94	80-120	

MATRIX SPIKE SAMPLE: 1756882

Parameter	Units	60218544001 Result	Spike Conc.	MS Result	MS % Rec	% Rec Limits	Qualifiers
Total Organic Carbon	mg/L	1.2	5	4.7	71	80-120	M1

Results presented on this page are in the units indicated by the "Units" column except where an alternate unit is presented to the right of the result.

REPORT OF LABORATORY ANALYSIS

This report shall not be reproduced, except in full,
without the written consent of Pace Analytical Services, Inc..

Pace Analytical Services, Inc.
9608 Loiret Blvd.
Lenexa, KS 66219
(913)599-5665

QUALITY CONTROL DATA

Project: FORT SMITH, AR
Pace Project No.: 60218544

QC Batch: WETA/39464 Analysis Method: SM 5310C
QC Batch Method: SM 5310C Analysis Description: 5310C Total Organic Carbon
Associated Lab Samples: 60218544010, 60218544012, 60218544021, 60218544022, 60218544023

METHOD BLANK: 1758092 Matrix: Water
Associated Lab Samples: 60218544010, 60218544012, 60218544021, 60218544022, 60218544023

Parameter	Units	Blank Result	Reporting Limit	MDL	Analyzed	Qualifiers
Total Organic Carbon	mg/L	0.099J	1.0	0.054	05/16/16 10:34	

LABORATORY CONTROL SAMPLE: 1758093

Parameter	Units	Spike Conc.	LCS Result	LCS % Rec	% Rec Limits	Qualifiers
Total Organic Carbon	mg/L	5	4.5	91	80-120	

MATRIX SPIKE SAMPLE: 1758094

Parameter	Units	60218544012 Result	Spike Conc.	MS Result	MS % Rec	% Rec Limits	Qualifiers
Total Organic Carbon	mg/L	2.4	5	5.2	58	80-120	M1

SAMPLE DUPLICATE: 1758095

Parameter	Units	60218544010 Result	Dup Result	RPD	Max RPD	Qualifiers
Total Organic Carbon	mg/L	6.7	6.6	2	25	

Results presented on this page are in the units indicated by the "Units" column except where an alternate unit is presented to the right of the result.

REPORT OF LABORATORY ANALYSIS

This report shall not be reproduced, except in full,
without the written consent of Pace Analytical Services, Inc..

Pace Analytical Services, Inc.
9608 Loiret Blvd.
Lenexa, KS 66219
(913)599-5665

QUALITY CONTROL DATA

Project: FORT SMITH, AR
Pace Project No.: 60218544

QC Batch: WETA/39584 Analysis Method: SM 5310C
QC Batch Method: SM 5310C Analysis Description: 5310C Total Organic Carbon
Associated Lab Samples: 60218544005, 60218544024, 60218544025, 60218544026, 60218544027

METHOD BLANK: 1762497 Matrix: Water
Associated Lab Samples: 60218544005, 60218544024, 60218544025, 60218544026, 60218544027

Parameter	Units	Blank Result	Reporting Limit	MDL	Analyzed	Qualifiers
Total Organic Carbon	mg/L	0.40J	1.0	0.054	05/20/16 10:49	

LABORATORY CONTROL SAMPLE: 1762498

Parameter	Units	Spike Conc.	LCS Result	LCS % Rec	% Rec Limits	Qualifiers
Total Organic Carbon	mg/L	5	4.8	96	80-120	

MATRIX SPIKE SAMPLE: 1762499

Parameter	Units	60218544005 Result	Spike Conc.	MS Result	MS % Rec	% Rec Limits	Qualifiers
Total Organic Carbon	mg/L	0.64J	5	4.3	73	80-120	M1

SAMPLE DUPLICATE: 1762500

Parameter	Units	60218544024 Result	Dup Result	RPD	Max RPD	Qualifiers
Total Organic Carbon	mg/L	0.37J	0.35J		25	

Results presented on this page are in the units indicated by the "Units" column except where an alternate unit is presented to the right of the result.

REPORT OF LABORATORY ANALYSIS

This report shall not be reproduced, except in full,
without the written consent of Pace Analytical Services, Inc..

Pace Analytical Services, Inc.
9608 Loiret Blvd.
Lenexa, KS 66219
(913)599-5665

QUALITY CONTROL DATA

Project: FORT SMITH, AR
Pace Project No.: 60218544

QC Batch: WETA/39628 — Analysis Method: SM 5310C
QC Batch Method: SM 5310C — Analysis Description: 5310C Total Organic Carbon
Associated Lab Samples: 60218544028

METHOD BLANK: 1763591 — Matrix: Water
Associated Lab Samples: 60218544028

Parameter	Units	Blank Result	Reporting Limit	MDL	Analyzed	Qualifiers
Total Organic Carbon	mg/L	0.18J	1.0	0.054	05/23/16 10:56	

LABORATORY CONTROL SAMPLE: 1763592

Parameter	Units	Spike Conc.	LCS Result	LCS % Rec	% Rec Limits	Qualifiers
Total Organic Carbon	mg/L	5	4.6	91	80-120	

MATRIX SPIKE SAMPLE: 1763593

Parameter	Units	60218544028 Result	Spike Conc.	MS Result	MS % Rec	% Rec Limits	Qualifiers
Total Organic Carbon	mg/L	0.39J	5	4.2	77	80-120	M1

SAMPLE DUPLICATE: 1763594

Parameter	Units	60219109001 Result	Dup Result	RPD	Max RPD	Qualifiers
Total Organic Carbon	mg/L	14000	100			D6

Results presented on this page are in the units indicated by the "Units" column except where an alternate unit is presented to the right of the result.

REPORT OF LABORATORY ANALYSIS

This report shall not be reproduced, except in full,
without the written consent of Pace Analytical Services, Inc..

Pace Analytical Services, Inc.
9608 Loiret Blvd.
Lenexa, KS 66219
(913)599-5665

QUALITY CONTROL DATA

Project: FORT SMITH, AR
Pace Project No.: 60218544

QC Batch: WETA/11531 Analysis Method: SM 4500-P E
QC Batch Method: SM4500-P B Analysis Description: SM4500P-E, Total Phosphorus
Associated Lab Samples: 60218544001, 60218544002, 60218544003, 60218544004, 60218544005, 60218544006, 60218544007, 60218544008, 60218544009, 60218544010, 60218544011, 60218544012, 60218544013, 60218544014, 60218544015

METHOD BLANK: 227850 Matrix: Water
Associated Lab Samples: 60218544001, 60218544002, 60218544003, 60218544004, 60218544005, 60218544006, 60218544007, 60218544008, 60218544009, 60218544010, 60218544011, 60218544012, 60218544013, 60218544014, 60218544015

Parameter	Units	Blank Result	Reporting Limit	MDL	Analyzed	Qualifiers
Phosphate as P04	mg/L	ND	0.030	0.010	05/17/16 12:31	

LABORATORY CONTROL SAMPLE: 227851

Parameter	Units	Spike Conc.	LCS Result	LCS % Rec	% Rec Limits	Qualifiers
Phosphate as P04	mg/L	1.5	1.4	94	80-120	

MATRIX SPIKE & MATRIX SPIKE DUPLICATE: 227852 227853

Parameter	Units	60218544005 Result	MS Spike Conc.	MSD Spike Conc.	MS Result	MSD Result	MS % Rec	MSD % Rec	% Rec Limits	RPD	Max RPD	Qual
Phosphate as P04	mg/L	0.091	1.5	1.5	1.5	1.5	89	91	80-120	3	20	

MATRIX SPIKE & MATRIX SPIKE DUPLICATE: 227854 227855

Parameter	Units	60218544009 Result	MS Spike Conc.	MSD Spike Conc.	MS Result	MSD Result	MS % Rec	MSD % Rec	% Rec Limits	RPD	Max RPD	Qual
Phosphate as P04	mg/L	0.095	1.5	1.5	1.4	1.1	88	68	80-120	24	20	M1,R1

Results presented on this page are in the units indicated by the "Units" column except where an alternate unit is presented to the right of the result.

REPORT OF LABORATORY ANALYSIS

This report shall not be reproduced, except in full,
without the written consent of Pace Analytical Services, Inc..

Pace Analytical Services, Inc.
9608 Loiret Blvd.
Lenexa, KS 66219
(913)599-5665

QUALITY CONTROL DATA

Project: FORT SMITH, AR
Pace Project No.: 60218544

QC Batch: WETA/11564 Analysis Method: SM 4500-P E
QC Batch Method: SM4500-P B Analysis Description: SM4500P-E, Total Phosphorus
Associated Lab Samples: 60218544016, 60218544017, 60218544018, 60218544019, 60218544020, 60218544021, 60218544022, 60218544023, 60218544024, 60218544025, 60218544026, 60218544027, 60218544028

METHOD BLANK: 228665 Matrix: Water
Associated Lab Samples: 60218544016, 60218544017, 60218544018, 60218544019, 60218544020, 60218544021, 60218544022, 60218544023, 60218544024, 60218544025, 60218544026, 60218544027, 60218544028

Parameter	Units	Blank Result	Reporting Limit	MDL	Analyzed	Qualifiers
Phosphate as P04	mg/L	0.028J	0.030	0.010	05/19/16 15:40	

LABORATORY CONTROL SAMPLE: 228666

Parameter	Units	Spike Conc.	LCS Result	LCS % Rec	% Rec Limits	Qualifiers
Phosphate as P04	mg/L	1.5	1.4	94	80-120	

MATRIX SPIKE & MATRIX SPIKE DUPLICATE: 228667 228668

Parameter	Units	60218544017 Result	MS Spike Conc.	MSD Spike Conc.	MS Result	MSD Result	MS % Rec	MSD % Rec	% Rec Limits	RPD	Max RPD	Qual
Phosphate as P04	mg/L	0.12	1.5	1.5	1.6	1.5	94	93	80-120	1	20	

MATRIX SPIKE & MATRIX SPIKE DUPLICATE: 228679 228680

Parameter	Units	60218544019 Result	MS Spike Conc.	MSD Spike Conc.	MS Result	MSD Result	MS % Rec	MSD % Rec	% Rec Limits	RPD	Max RPD	Qual
Phosphate as P04	mg/L	0.040	1.5	1.5	1.5	1.5	94	92	80-120	2	20	

Results presented on this page are in the units indicated by the "Units" column except where an alternate unit is presented to the right of the result.

REPORT OF LABORATORY ANALYSIS

This report shall not be reproduced, except in full,
without the written consent of Pace Analytical Services, Inc..

Pace Analytical Services, Inc.
9608 Loiret Blvd.
Lenexa, KS 66219
(913)599-5665

QUALIFIERS

Project: FORT SMITH, AR
Pace Project No.: 60218544

DEFINITIONS

DF - Dilution Factor, if reported, represents the factor applied to the reported data due to dilution of the sample aliquot.

ND - Not Detected at or above adjusted reporting limit.

J - Estimated concentration above the adjusted method detection limit and below the adjusted reporting limit.

MDL - Adjusted Method Detection Limit.

PQL - Practical Quantitation Limit.

RL - Reporting Limit.

S - Surrogate

1,2-Diphenylhydrazine decomposes to and cannot be separated from Azobenzene using Method 8270. The result for each analyte is a combined concentration.

Consistent with EPA guidelines, unrounded data are displayed and have been used to calculate % recovery and RPD values.

LCS(D) - Laboratory Control Sample (Duplicate)

MS(D) - Matrix Spike (Duplicate)

DUP - Sample Duplicate

RPD - Relative Percent Difference

NC - Not Calculable.

SG - Silica Gel - Clean-Up

U - Indicates the compound was analyzed for, but not detected.

N-Nitrosodiphenylamine decomposes and cannot be separated from Diphenylamine using Method 8270. The result reported for each analyte is a combined concentration.

Pace Analytical is TNI accredited. Contact your Pace PM for the current list of accredited analytes.

TNI - The NELAC Institute.

LABORATORIES

PASI-D	Pace Analytical Services - Dallas
PASI-K	Pace Analytical Services - Kansas City

BATCH QUALIFIERS

Batch: MSV/75654
[M5] A matrix spike/matrix spike duplicate was not performed for this batch due to insufficient sample volume.
Batch: MSV/75676
[M5] A matrix spike/matrix spike duplicate was not performed for this batch due to insufficient sample volume.
Batch: MSV/75725
[M5] A matrix spike/matrix spike duplicate was not performed for this batch due to insufficient sample volume.
Batch: MSV/75745
[M5] A matrix spike/matrix spike duplicate was not performed for this batch due to insufficient sample volume.
Batch: MSV/75769
[M5] A matrix spike/matrix spike duplicate was not performed for this batch due to insufficient sample volume.
Batch: MSV/75770
[M5] A matrix spike/matrix spike duplicate was not performed for this batch due to insufficient sample volume.
Batch: MSV/75780
[M5] A matrix spike/matrix spike duplicate was not performed for this batch due to insufficient sample volume.
Batch: WET/61839
[1] Ferrous Fe performed in the field

This report shall not be reproduced, except in full,
without the written consent of Pace Analytical Services, Inc..

Pace Analytical Services, Inc.
9608 Loiret Blvd.
Lenexa, KS 66219
(913)599-5665

QUALIFIERS

Project: FORT SMITH, AR
Pace Project No.: 60218544

BATCH QUALIFIERS

Batch: WET/61840
[1] Ferrous fe performed in the field
Batch: WET/61841
[1] Field pH
Batch: WET/61842
[1] Field pH
Batch: MSV/76458
[M5] A matrix spike/matrix spike duplicate was not performed for this batch due to insufficient sample volume.

ANALYTE QUALIFIERS

B	Analyte was detected in the associated method blank.
D6	The precision between the sample and sample duplicate exceeded laboratory control limits.
H1	Analysis conducted outside the EPA method holding time.
H6	Analysis initiated outside of the 15 minute EPA required holding time.
L0	Analyte recovery in the laboratory control sample (LCS) was outside QC limits.
L1	Analyte recovery in the laboratory control sample (LCS) was above QC limits. Results for this analyte in associated samples may be biased high.
M1	Matrix spike recovery exceeded QC limits. Batch accepted based on laboratory control sample (LCS) recovery.
R1	RPD value was outside control limits.
pH	Post-analysis pH measurement indicates insufficient VOA sample preservation.

This report shall not be reproduced, except in full,
without the written consent of Pace Analytical Services, Inc..

Pace Analytical Services, Inc.
9608 Loiret Blvd.
Lenexa, KS 66219
(913)599-5665

QUALITY CONTROL DATA CROSS REFERENCE TABLE

Project: FORT SMITH, AR
Pace Project No.: 60218544

Lab ID	Sample ID	QC Batch Method	QC Batch	Analytical Method	Analytical Batch
60218544001	**ITMW-10-201605**	EPA 8015 - Alcohol	GCSV/5445		
60218544002	**ITMW-9-201605**	EPA 8015 - Alcohol	GCSV/5445		
60218544003	**ITMW-16-201605**	EPA 8015 - Alcohol	GCSV/5445		
60218544004	**MW-23-201605**	EPA 8015 - Alcohol	GCSV/5445		
60218544005	**ITMW-6-201605**	EPA 8015 - Alcohol	GCSV/5445		
60218544006	**MW-84-201605**	EPA 8015 - Alcohol	GCSV/5445		
60218544007	**MW-38-201605**	EPA 8015 - Alcohol	GCSV/5445		
60218544008	**ITMW-11-201605**	EPA 8015 - Alcohol	GCSV/5445		
60218544009	**ITMW-12-201605**	EPA 8015 - Alcohol	GCSV/5445		
60218544010	**MW-86-201605**	EPA 8015 - Alcohol	GCSV/5445		
60218544011	**ITMW-4-201605**	EPA 8015 - Alcohol	GCSV/5445		
60218544012	**MW-25-201605**	EPA 8015 - Alcohol	GCSV/5445		
60218544013	**ITMW-15-201605**	EPA 8015 - Alcohol	GCSV/5445		
60218544014	**MW-95-201605**	EPA 8015 - Alcohol	GCSV/5445		
60218544015	**MW-93-201605**	EPA 8015 - Alcohol	GCSV/5445		
60218544016	**MW-85-201605**	EPA 8015 - Alcohol	GCSV/5445		
60218544017	**MW-172-201605**	EPA 8015 - Alcohol	GCSV/5445		
60218544018	**ITMW-7-201605**	EPA 8015 - Alcohol	GCSV/5445		
60218544019	**ITMW-17-201605**	EPA 8015 - Alcohol	GCSV/5447		
60218544020	**ITMW-19-201605**	EPA 8015 - Alcohol	GCSV/5447		
60218544021	**ITMW-13-201605**	EPA 8015 - Alcohol	GCSV/5447		
60218544022	**ITMW-14-201605**	EPA 8015 - Alcohol	GCSV/5447		
60218544023	**ITMW-2-201605**	EPA 8015 - Alcohol	GCSV/5447		
60218544024	**ITMW-1-201605**	EPA 8015 - Alcohol	GCSV/5447		
60218544025	**MW-87-201605**	EPA 8015 - Alcohol	GCSV/5447		
60218544026	**ITMW-21-201605**	EPA 8015 - Alcohol	GCSV/5447		
60218544027	**MW-94-201605**	EPA 8015 - Alcohol	GCSV/5447		
60218544028	**ITMW-18-201605**	EPA 8015 - Alcohol	GCSV/5447		
60218544001	**ITMW-10-201605**	EPA 3010	MPRP/35832	EPA 6010	ICP/26171
60218544002	**ITMW-9-201605**	EPA 3010	MPRP/35832	EPA 6010	ICP/26171
60218544003	**ITMW-16-201605**	EPA 3010	MPRP/35832	EPA 6010	ICP/26171
60218544004	**MW-23-201605**	EPA 3010	MPRP/35832	EPA 6010	ICP/26171
60218544005	**ITMW-6-201605**	EPA 3010	MPRP/35832	EPA 6010	ICP/26171
60218544006	**MW-84-201605**	EPA 3010	MPRP/35832	EPA 6010	ICP/26171
60218544007	**MW-38-201605**	EPA 3010	MPRP/35832	EPA 6010	ICP/26171
60218544008	**ITMW-11-201605**	EPA 3010	MPRP/35832	EPA 6010	ICP/26171
60218544009	**ITMW-12-201605**	EPA 3010	MPRP/35832	EPA 6010	ICP/26171
60218544010	**MW-86-201605**	EPA 3010	MPRP/35832	EPA 6010	ICP/26171
60218544011	**ITMW-4-201605**	EPA 3010	MPRP/35832	EPA 6010	ICP/26171
60218544012	**MW-25-201605**	EPA 3010	MPRP/35832	EPA 6010	ICP/26171
60218544013	**ITMW-15-201605**	EPA 3010	MPRP/35832	EPA 6010	ICP/26171
60218544014	**MW-95-201605**	EPA 3010	MPRP/35832	EPA 6010	ICP/26171
60218544015	**MW-93-201605**	EPA 3010	MPRP/35832	EPA 6010	ICP/26171
60218544016	**MW-85-201605**	EPA 3010	MPRP/35832	EPA 6010	ICP/26171
60218544017	**MW-172-201605**	EPA 3010	MPRP/35832	EPA 6010	ICP/26171
60218544018	**ITMW-7-201605**	EPA 3010	MPRP/35832	EPA 6010	ICP/26171
60218544019	**ITMW-17-201605**	EPA 3010	MPRP/35832	EPA 6010	ICP/26171
60218544020	**ITMW-19-201605**	EPA 3010	MPRP/35832	EPA 6010	ICP/26171

This report shall not be reproduced, except in full,
without the written consent of Pace Analytical Services, Inc..

Pace Analytical Services, Inc.
9608 Loiret Blvd.
Lenexa, KS 66219
(913)599-5665

QUALITY CONTROL DATA CROSS REFERENCE TABLE

Project: FORT SMITH, AR
Pace Project No.: 60218544

Lab ID	Sample ID	QC Batch Method	QC Batch	Analytical Method	Analytical Batch
60218544021	ITMW-13-201605	EPA 3010	MPRP/35833	EPA 6010	ICP/26173
60218544022	ITMW-14-201605	EPA 3010	MPRP/35833	EPA 6010	ICP/26173
60218544023	ITMW-2-201605	EPA 3010	MPRP/35833	EPA 6010	ICP/26173
60218544024	ITMW-1-201605	EPA 3010	MPRP/35833	EPA 6010	ICP/26173
60218544025	MW-87-201605	EPA 3010	MPRP/35833	EPA 6010	ICP/26173
60218544026	ITMW-21-201605	EPA 3010	MPRP/35833	EPA 6010	ICP/26173
60218544027	MW-94-201605	EPA 3010	MPRP/35833	EPA 6010	ICP/26173
60218544028	ITMW-18-201605	EPA 3010	MPRP/35833	EPA 6010	ICP/26173
60218544001	ITMW-10-201605	EPA 5030B/8260	MSV/75721		
60218544001	ITMW-10-201605	EPA 5030B/8260	MSV/75745		
60218544001	ITMW-10-201605	EPA 5030B/8260	MSV/76458		
60218544002	ITMW-9-201605	EPA 5030B/8260	MSV/75721		
60218544003	ITMW-16-201605	EPA 5030B/8260	MSV/75721		
60218544005	ITMW-6-201605	EPA 5030B/8260	MSV/75721		
60218544007	MW-38-201605	EPA 5030B/8260	MSV/75725		
60218544007	MW-38-201605	EPA 5030B/8260	MSV/75770		
60218544008	ITMW-11-201605	EPA 5030B/8260	MSV/75725		
60218544008	ITMW-11-201605	EPA 5030B/8260	MSV/75780		
60218544009	ITMW-12-201605	EPA 5030B/8260	MSV/75725		
60218544011	ITMW-4-201605	EPA 5030B/8260	MSV/75725		
60218544012	MW-25-201605	EPA 5030B/8260	MSV/75725		
60218544012	MW-25-201605	EPA 5030B/8260	MSV/75770		
60218544014	MW-95-201605	EPA 5030B/8260	MSV/75725		
60218544014	MW-95-201605	EPA 5030B/8260	MSV/75770		
60218544015	MW-93-201605	EPA 5030B/8260	MSV/75725		
60218544015	MW-93-201605	EPA 5030B/8260	MSV/75770		
60218544017	MW-172-201605	EPA 5030B/8260	MSV/75725		
60218544018	ITMW-7-201605	EPA 5030B/8260	MSV/75725		
60218544019	ITMW-17-201605	EPA 5030B/8260	MSV/75725		
60218544019	ITMW-17-201605	EPA 5030B/8260	MSV/75770		
60218544021	ITMW-13-201605	EPA 5030B/8260	MSV/75725		
60218544022	ITMW-14-201605	EPA 5030B/8260	MSV/75725		
60218544023	ITMW-2-201605	EPA 5030B/8260	MSV/75725		
60218544024	ITMW-1-201605	EPA 5030B/8260	MSV/75725		
60218544025	MW-87-201605	EPA 5030B/8260	MSV/75725		
60218544026	ITMW-21-201605	EPA 5030B/8260	MSV/75725		
60218544029	DUP-01-201605	EPA 5030B/8260	MSV/75725		
60218544029	DUP-01-201605	EPA 5030B/8260	MSV/75780		
60218544030	MW-180-201605	EPA 5030B/8260	MSV/75725		

REPORT OF LABORATORY ANALYSIS

This report shall not be reproduced, except in full,
without the written consent of Pace Analytical Services, Inc..

Pace Analytical Services, Inc.
9608 Loiret Blvd.
Lenexa, KS 66219
(913)599-5665

QUALITY CONTROL DATA CROSS REFERENCE TABLE

Project: FORT SMITH, AR
Pace Project No.: 60218544

Lab ID	Sample ID	QC Batch Method	QC Batch	Analytical Method	Analytical Batch
60218544031	TB-15-201605	EPA 5030B/8260	MSV/75725		
60218544032	EB-05-201605	EPA 5030B/8260	MSV/75725		
60218544033	TB-16-201605	EPA 5030B/8260	MSV/75745		
60218544035	TB-17-201605	EPA 5030B/8260	MSV/75745		
60218544036	TB-18-201605	EPA 5030B/8260	MSV/75745		
60218544037	DUP-06-201605	EPA 5030B/8260	MSV/75745		
60218544038	TB-19-201605	EPA 5030B/8260	MSV/75745		
60218544039	DUP-05-201605	EPA 5030B/8260	MSV/75745		
60218544040	EB-06-201605	EPA 5030B/8260	MSV/75745		
60218544041	TB-21-201605	EPA 5030B/8260	MSV/75745		
60218544042	ITMW-18-201605	EPA 5030B/8260	MSV/75745		
60218544043	TB-22-201605	EPA 5030B/8260	MSV/75745		
60218544044	TB-20-201605	EPA 5030B/8260	MSV/75745		
60218544004	MW-23-201605	EPA 5030B/8260	MSV/75654		
60218544006	MW-84-201605	EPA 5030B/8260	MSV/75654		
60218544010	MW-86-201605	EPA 5030B/8260	MSV/75654		
60218544010	MW-86-201605	EPA 5030B/8260	MSV/75676		
60218544013	ITMW-15-201605	EPA 5030B/8260	MSV/75654		
60218544013	ITMW-15-201605	EPA 5030B/8260	MSV/75769		
60218544016	MW-85-201605	EPA 5030B/8260	MSV/75654		
60218544016	MW-85-201605	EPA 5030B/8260	MSV/75676		
60218544020	ITMW-19-201605	EPA 5030B/8260	MSV/75654		
60218544027	MW-94-201605	EPA 5030B/8260	MSV/75654		
60218544027	MW-94-201605	EPA 5030B/8260	MSV/75769		
60218544034	IW-101-201605	EPA 5030B/8260	MSV/75654		
60218544001	ITMW-10-201605	SM 2320B	WET/61782		
60218544002	ITMW-9-201605	SM 2320B	WET/61782		
60218544003	ITMW-16-201605	SM 2320B	WET/61782		
60218544004	MW-23-201605	SM 2320B	WET/61782		
60218544005	ITMW-6-201605	SM 2320B	WET/61782		
60218544006	MW-84-201605	SM 2320B	WET/61782		
60218544007	MW-38-201605	SM 2320B	WET/61782		
60218544008	ITMW-11-201605	SM 2320B	WET/61782		
60218544009	ITMW-12-201605	SM 2320B	WET/61782		
60218544010	MW-86-201605	SM 2320B	WET/61782		
60218544011	ITMW-4-201605	SM 2320B	WET/61803		
60218544012	MW-25-201605	SM 2320B	WET/61803		
60218544013	ITMW-15-201605	SM 2320B	WET/61803		
60218544014	MW-95-201605	SM 2320B	WET/61803		
60218544015	MW-93-201605	SM 2320B	WET/61803		
60218544016	MW-85-201605	SM 2320B	WET/61803		
60218544017	MW-172-201605	SM 2320B	WET/61803		

REPORT OF LABORATORY ANALYSIS

This report shall not be reproduced, except in full,
without the written consent of Pace Analytical Services, Inc..

Pace Analytical Services, Inc.
9608 Loiret Blvd.
Lenexa, KS 66219
(913)599-5665

QUALITY CONTROL DATA CROSS REFERENCE TABLE

Project: FORT SMITH, AR
Pace Project No.: 60218544

Lab ID	Sample ID	QC Batch Method	QC Batch	Analytical Method	Analytical Batch
60218544018	ITMW-7-201605	SM 2320B	WET/61832		
60218544019	ITMW-17-201605	SM 2320B	WET/61832		
60218544020	ITMW-19-201605	SM 2320B	WET/61832		
60218544021	ITMW-13-201605	SM 2320B	WET/61832		
60218544022	ITMW-14-201605	SM 2320B	WET/61832		
60218544023	ITMW-2-201605	SM 2320B	WET/61832		
60218544024	ITMW-1-201605	SM 2320B	WET/61832		
60218544025	MW-87-201605	SM 2320B	WET/61832		
60218544026	ITMW-21-201605	SM 2320B	WET/61832		
60218544027	MW-94-201605	SM 2320B	WET/61832		
60218544028	ITMW-18-201605	SM 2320B	WET/61832		
60218544001	ITMW-10-201605	SM 3500-Fe B#4	WET/61839		
60218544002	ITMW-9-201605	SM 3500-Fe B#4	WET/61839		
60218544003	ITMW-16-201605	SM 3500-Fe B#4	WET/61839		
60218544004	MW-23-201605	SM 3500-Fe B#4	WET/61839		
60218544005	ITMW-6-201605	SM 3500-Fe B#4	WET/61839		
60218544006	MW-84-201605	SM 3500-Fe B#4	WET/61839		
60218544007	MW-38-201605	SM 3500-Fe B#4	WET/61839		
60218544008	ITMW-11-201605	SM 3500-Fe B#4	WET/61839		
60218544009	ITMW-12-201605	SM 3500-Fe B#4	WET/61839		
60218544010	MW-86-201605	SM 3500-Fe B#4	WET/61839		
60218544011	ITMW-4-201605	SM 3500-Fe B#4	WET/61839		
60218544012	MW-25-201605	SM 3500-Fe B#4	WET/61839		
60218544013	ITMW-15-201605	SM 3500-Fe B#4	WET/61839		
60218544014	MW-95-201605	SM 3500-Fe B#4	WET/61839		
60218544015	MW-93-201605	SM 3500-Fe B#4	WET/61839		
60218544016	MW-85-201605	SM 3500-Fe B#4	WET/61839		
60218544017	MW-172-201605	SM 3500-Fe B#4	WET/61839		
60218544018	ITMW-7-201605	SM 3500-Fe B#4	WET/61839		
60218544019	ITMW-17-201605	SM 3500-Fe B#4	WET/61839		
60218544020	ITMW-19-201605	SM 3500-Fe B#4	WET/61839		
60218544021	ITMW-13-201605	SM 3500-Fe B#4	WET/61840		
60218544022	ITMW-14-201605	SM 3500-Fe B#4	WET/61840		
60218544023	ITMW-2-201605	SM 3500-Fe B#4	WET/61840		
60218544024	ITMW-1-201605	SM 3500-Fe B#4	WET/61840		
60218544025	MW-87-201605	SM 3500-Fe B#4	WET/61840		
60218544026	ITMW-21-201605	SM 3500-Fe B#4	WET/61840		
60218544027	MW-94-201605	SM 3500-Fe B#4	WET/61840		
60218544028	ITMW-18-201605	SM 3500-Fe B#4	WET/61840		
60218544001	ITMW-10-201605	SM 4500-H+B	WET/61841		
60218544002	ITMW-9-201605	SM 4500-H+B	WET/61842		
60218544003	ITMW-16-201605	SM 4500-H+B	WET/61841		
60218544004	MW-23-201605	SM 4500-H+B	WET/61841		
60218544005	ITMW-6-201605	SM 4500-H+B	WET/61841		
60218544006	MW-84-201605	SM 4500-H+B	WET/61841		
60218544007	MW-38-201605	SM 4500-H+B	WET/61842		

REPORT OF LABORATORY ANALYSIS

This report shall not be reproduced, except in full,
without the written consent of Pace Analytical Services, Inc..

Pace Analytical Services, Inc.
9608 Loiret Blvd.
Lenexa, KS 66219
(913)599-5665

QUALITY CONTROL DATA CROSS REFERENCE TABLE

Project: FORT SMITH, AR
Pace Project No.: 60218544

Lab ID	Sample ID	QC Batch Method	QC Batch	Analytical Method	Analytical Batch
60218544008	ITMW-11-201605	SM 4500-H+B	WET/61841		
60218544009	ITMW-12-201605	SM 4500-H+B	WET/61842		
60218544010	MW-86-201605	SM 4500-H+B	WET/61842		
60218544011	ITMW-4-201605	SM 4500-H+B	WET/61841		
60218544012	MW-25-201605	SM 4500-H+B	WET/61841		
60218544013	ITMW-15-201605	SM 4500-H+B	WET/61842		
60218544014	MW-95-201605	SM 4500-H+B	WET/61841		
60218544015	MW-93-201605	SM 4500-H+B	WET/61842		
60218544016	MW-85-201605	SM 4500-H+B	WET/61841		
60218544017	MW-172-201605	SM 4500-H+B	WET/61841		
60218544018	ITMW-7-201605	SM 4500-H+B	WET/61841		
60218544019	ITMW-17-201605	SM 4500-H+B	WET/61841		
60218544020	ITMW-19-201605	SM 4500-H+B	WET/61842		
60218544021	ITMW-13-201605	SM 4500-H+B	WET/61841		
60218544022	ITMW-14-201605	SM 4500-H+B	WET/61841		
60218544023	ITMW-2-201605	SM 4500-H+B	WET/61841		
60218544024	ITMW-1-201605	SM 4500-H+B	WET/61842		
60218544025	MW-87-201605	SM 4500-H+B	WET/61841		
60218544026	ITMW-21-201605	SM 4500-H+B	WET/61841		
60218544027	MW-94-201605	SM 4500-H+B	WET/61841		
60218544028	ITMW-18-201605	SM 4500-H+B	WET/61841		
60218544001	ITMW-10-201605	SM 4500-S-2 D	WET/61745		
60218544002	ITMW-9-201605	SM 4500-S-2 D	WET/61745		
60218544003	ITMW-16-201605	SM 4500-S-2 D	WET/61745		
60218544004	MW-23-201605	SM 4500-S-2 D	WET/61745		
60218544005	ITMW-6-201605	SM 4500-S-2 D	WET/61745		
60218544006	MW-84-201605	SM 4500-S-2 D	WET/61745		
60218544007	MW-38-201605	SM 4500-S-2 D	WET/61745		
60218544008	ITMW-11-201605	SM 4500-S-2 D	WET/61745		
60218544009	ITMW-12-201605	SM 4500-S-2 D	WET/61745		
60218544010	MW-86-201605	SM 4500-S-2 D	WET/61745		
60218544011	ITMW-4-201605	SM 4500-S-2 D	WET/61745		
60218544012	MW-25-201605	SM 4500-S-2 D	WET/61745		
60218544013	ITMW-15-201605	SM 4500-S-2 D	WET/61745		
60218544014	MW-95-201605	SM 4500-S-2 D	WET/61745		
60218544015	MW-93-201605	SM 4500-S-2 D	WET/61746		
60218544016	MW-85-201605	SM 4500-S-2 D	WET/61746		
60218544017	MW-172-201605	SM 4500-S-2 D	WET/61746		
60218544018	ITMW-7-201605	SM 4500-S-2 D	WET/61746		
60218544019	ITMW-17-201605	SM 4500-S-2 D	WET/61746		
60218544020	ITMW-19-201605	SM 4500-S-2 D	WET/61746		
60218544021	ITMW-13-201605	SM 4500-S-2 D	WET/61746		

This report shall not be reproduced, except in full,
without the written consent of Pace Analytical Services, Inc..

Pace Analytical Services, Inc.
9608 Loiret Blvd.
Lenexa, KS 66219
(913)599-5665

QUALITY CONTROL DATA CROSS REFERENCE TABLE

Project: FORT SMITH, AR
Pace Project No.: 60218544

Lab ID	Sample ID	QC Batch Method	QC Batch	Analytical Method	Analytical Batch
60218544022	ITMW-14-201605	SM 4500-S-2 D	WET/61746		
60218544023	ITMW-2-201605	SM 4500-S-2 D	WET/61746		
60218544024	ITMW-1-201605	SM 4500-S-2 D	WET/61746		
60218544025	MW-87-201605	SM 4500-S-2 D	WET/61746		
60218544026	ITMW-21-201605	SM 4500-S-2 D	WET/61746		
60218544027	MW-94-201605	SM 4500-S-2 D	WET/61746		
60218544028	ITMW-18-201605	SM 4500-S-2 D	WET/61746		
60218544001	ITMW-10-201605	EPA 300.0	WETA/39428		
60218544002	ITMW-9-201605	EPA 300.0	WETA/39428		
60218544003	ITMW-16-201605	EPA 300.0	WETA/39428		
60218544004	MW-23-201605	EPA 300.0	WETA/39499		
60218544005	ITMW-6-201605	EPA 300.0	WETA/39428		
60218544006	MW-84-201605	EPA 300.0	WETA/39428		
60218544007	MW-38-201605	EPA 300.0	WETA/39428		
60218544008	ITMW-11-201605	EPA 300.0	WETA/39428		
60218544009	ITMW-12-201605	EPA 300.0	WETA/39428		
60218544010	MW-86-201605	EPA 300.0	WETA/39428		
60218544011	ITMW-4-201605	EPA 300.0	WETA/39428		
60218544012	MW-25-201605	EPA 300.0	WETA/39499		
60218544013	ITMW-15-201605	EPA 300.0	WETA/39428		
60218544014	MW-95-201605	EPA 300.0	WETA/39428		
60218544015	MW-93-201605	EPA 300.0	WETA/39428		
60218544016	MW-85-201605	EPA 300.0	WETA/39428		
60218544017	MW-172-201605	EPA 300.0	WETA/39428		
60218544018	ITMW-7-201605	EPA 300.0	WETA/39428		
60218544019	ITMW-17-201605	EPA 300.0	WETA/39428		
60218544020	ITMW-19-201605	EPA 300.0	WETA/39429		
60218544021	ITMW-13-201605	EPA 300.0	WETA/39429		
60218544022	ITMW-14-201605	EPA 300.0	WETA/39429		
60218544023	ITMW-2-201605	EPA 300.0	WETA/39429		
60218544024	ITMW-1-201605	EPA 300.0	WETA/39429		
60218544025	MW-87-201605	EPA 300.0	WETA/39429		
60218544026	ITMW-21-201605	EPA 300.0	WETA/39429		
60218544027	MW-94-201605	EPA 300.0	WETA/39429		
60218544028	ITMW-18-201605	EPA 300.0	WETA/39429		
60218544001	ITMW-10-201605	EPA 350.1	WETA/39376		
60218544002	ITMW-9-201605	EPA 350.1	WETA/39376		
60218544003	ITMW-16-201605	EPA 350.1	WETA/39376		
60218544004	MW-23-201605	EPA 350.1	WETA/39376		
60218544005	ITMW-6-201605	EPA 350.1	WETA/39376		
60218544006	MW-84-201605	EPA 350.1	WETA/39376		
60218544007	MW-38-201605	EPA 350.1	WETA/39376		
60218544008	ITMW-11-201605	EPA 350.1	WETA/39376		
60218544009	ITMW-12-201605	EPA 350.1	WETA/39376		
60218544010	MW-86-201605	EPA 350.1	WETA/39376		

This report shall not be reproduced, except in full,
without the written consent of Pace Analytical Services, Inc..

Pace Analytical Services, Inc.
9608 Loiret Blvd.
Lenexa, KS 66219
(913)599-5665

QUALITY CONTROL DATA CROSS REFERENCE TABLE

Project: FORT SMITH, AR
Pace Project No.: 60218544

Lab ID	Sample ID	QC Batch Method	QC Batch	Analytical Method	Analytical Batch
60218544011	ITMW-4-201605	EPA 350.1	WETA/39376		
60218544012	MW-25-201605	EPA 350.1	WETA/39377		
60218544013	ITMW-15-201605	EPA 350.1	WETA/39377		
60218544014	MW-95-201605	EPA 350.1	WETA/39377		
60218544015	MW-93-201605	EPA 350.1	WETA/39377		
60218544016	MW-85-201605	EPA 350.1	WETA/39377		
60218544017	MW-172-201605	EPA 350.1	WETA/39377		
60218544018	ITMW-7-201605	EPA 350.1	WETA/39377		
60218544019	ITMW-17-201605	EPA 350.1	WETA/39377		
60218544020	ITMW-19-201605	EPA 350.1	WETA/39377		
60218544021	ITMW-13-201605	EPA 350.1	WETA/39377		
60218544022	ITMW-14-201605	EPA 350.1	WETA/39377		
60218544023	ITMW-2-201605	EPA 350.1	WETA/39377		
60218544024	ITMW-1-201605	EPA 350.1	WETA/39377		
60218544025	MW-87-201605	EPA 350.1	WETA/39377		
60218544026	ITMW-21-201605	EPA 350.1	WETA/39377		
60218544027	MW-94-201605	EPA 350.1	WETA/39377		
60218544028	ITMW-18-201605	EPA 350.1	WETA/39377		
60218544001	ITMW-10-201605	EPA 353.2	WETA/39338		
60218544002	ITMW-9-201605	EPA 353.2	WETA/39339		
60218544003	ITMW-16-201605	EPA 353.2	WETA/39338		
60218544004	MW-23-201605	EPA 353.2	WETA/39338		
60218544005	ITMW-6-201605	EPA 353.2	WETA/39339		
60218544006	MW-84-201605	EPA 353.2	WETA/39338		
60218544007	MW-38-201605	EPA 353.2	WETA/39339		
60218544008	ITMW-11-201605	EPA 353.2	WETA/39338		
60218544009	ITMW-12-201605	EPA 353.2	WETA/39339		
60218544010	MW-86-201605	EPA 353.2	WETA/39339		
60218544011	ITMW-4-201605	EPA 353.2	WETA/39338		
60218544012	MW-25-201605	EPA 353.2	WETA/39338		
60218544013	ITMW-15-201605	EPA 353.2	WETA/39339		
60218544014	MW-95-201605	EPA 353.2	WETA/39339		
60218544015	MW-93-201605	EPA 353.2	WETA/39339		
60218544016	MW-85-201605	EPA 353.2	WETA/39338		
60218544017	MW-172-201605	EPA 353.2	WETA/39338		
60218544018	ITMW-7-201605	EPA 353.2	WETA/39338		
60218544019	ITMW-17-201605	EPA 353.2	WETA/39338		
60218544020	ITMW-19-201605	EPA 353.2	WETA/39339		
60218544021	ITMW-13-201605	EPA 353.2	WETA/39338		
60218544022	ITMW-14-201605	EPA 353.2	WETA/39338		
60218544023	ITMW-2-201605	EPA 353.2	WETA/39338		

REPORT OF LABORATORY ANALYSIS

This report shall not be reproduced, except in full,
without the written consent of Pace Analytical Services, Inc..

Pace Analytical Services, Inc.
9608 Loiret Blvd.
Lenexa, KS 66219
(913)599-5665

QUALITY CONTROL DATA CROSS REFERENCE TABLE

Project: FORT SMITH, AR
Pace Project No.: 60218544

Lab ID	Sample ID	QC Batch Method	QC Batch	Analytical Method	Analytical Batch
60218544024	ITMW-1-201605	EPA 353.2	WETA/39339		
60218544025	MW-87-201605	EPA 353.2	WETA/39338		
60218544026	ITMW-21-201605	EPA 353.2	WETA/39338		
60218544027	MW-94-201605	EPA 353.2	WETA/39338		
60218544028	ITMW-18-201605	EPA 353.2	WETA/39338		
60218544001	ITMW-10-201605	SM 4500-CO2 D	WETA/39644		
60218544002	ITMW-9-201605	SM 4500-CO2 D	WETA/39644		
60218544003	ITMW-16-201605	SM 4500-CO2 D	WETA/39644		
60218544004	MW-23-201605	SM 4500-CO2 D	WETA/39644		
60218544005	ITMW-6-201605	SM 4500-CO2 D	WETA/39644		
60218544006	MW-84-201605	SM 4500-CO2 D	WETA/39644		
60218544007	MW-38-201605	SM 4500-CO2 D	WETA/39644		
60218544008	ITMW-11-201605	SM 4500-CO2 D	WETA/39644		
60218544009	ITMW-12-201605	SM 4500-CO2 D	WETA/39644		
60218544010	MW-86-201605	SM 4500-CO2 D	WETA/39644		
60218544011	ITMW-4-201605	SM 4500-CO2 D	WETA/39644		
60218544012	MW-25-201605	SM 4500-CO2 D	WETA/39644		
60218544013	ITMW-15-201605	SM 4500-CO2 D	WETA/39644		
60218544014	MW-95-201605	SM 4500-CO2 D	WETA/39644		
60218544015	MW-93-201605	SM 4500-CO2 D	WETA/39644		
60218544016	MW-85-201605	SM 4500-CO2 D	WETA/39644		
60218544017	MW-172-201605	SM 4500-CO2 D	WETA/39644		
60218544018	ITMW-7-201605	SM 4500-CO2 D	WETA/39644		
60218544019	ITMW-17-201605	SM 4500-CO2 D	WETA/39644		
60218544020	ITMW-19-201605	SM 4500-CO2 D	WETA/39645		
60218544021	ITMW-13-201605	SM 4500-CO2 D	WETA/39645		
60218544022	ITMW-14-201605	SM 4500-CO2 D	WETA/39645		
60218544023	ITMW-2-201605	SM 4500-CO2 D	WETA/39645		
60218544024	ITMW-1-201605	SM 4500-CO2 D	WETA/39645		
60218544025	MW-87-201605	SM 4500-CO2 D	WETA/39645		
60218544026	ITMW-21-201605	SM 4500-CO2 D	WETA/39645		
60218544027	MW-94-201605	SM 4500-CO2 D	WETA/39645		
60218544028	ITMW-18-201605	SM 4500-CO2 D	WETA/39645		
60218544001	ITMW-10-201605	SM 5310C	WETA/39440		
60218544002	ITMW-9-201605	SM 5310C	WETA/39440		
60218544003	ITMW-16-201605	SM 5310C	WETA/39440		
60218544004	MW-23-201605	SM 5310C	WETA/39440		
60218544005	ITMW-6-201605	SM 5310C	WETA/39584		
60218544006	MW-84-201605	SM 5310C	WETA/39440		
60218544007	MW-38-201605	SM 5310C	WETA/39440		
60218544008	ITMW-11-201605	SM 5310C	WETA/39440		
60218544009	ITMW-12-201605	SM 5310C	WETA/39440		
60218544010	MW-86-201605	SM 5310C	WETA/39464		
60218544011	ITMW-4-201605	SM 5310C	WETA/39440		

This report shall not be reproduced, except in full,
without the written consent of Pace Analytical Services, Inc..

Pace Analytical Services, Inc.
9608 Loiret Blvd.
Lenexa, KS 66219
(913)599-5665

QUALITY CONTROL DATA CROSS REFERENCE TABLE

Project: FORT SMITH, AR
Pace Project No.: 60218544

Lab ID	Sample ID	QC Batch Method	QC Batch	Analytical Method	Analytical Batch
60218544012	MW-25-201605	SM 5310C	WETA/39464		
60218544013	ITMW-15-201605	SM 5310C	WETA/39440		
60218544014	MW-95-201605	SM 5310C	WETA/39440		
60218544015	MW-93-201605	SM 5310C	WETA/39440		
60218544016	MW-85-201605	SM 5310C	WETA/39440		
60218544017	MW-172-201605	SM 5310C	WETA/39440		
60218544018	ITMW-7-201605	SM 5310C	WETA/39440		
60218544019	ITMW-17-201605	SM 5310C	WETA/39440		
60218544020	ITMW-19-201605	SM 5310C	WETA/39440		
60218544021	ITMW-13-201605	SM 5310C	WETA/39464		
60218544022	ITMW-14-201605	SM 5310C	WETA/39464		
60218544023	ITMW-2-201605	SM 5310C	WETA/39464		
60218544024	ITMW-1-201605	SM 5310C	WETA/39584		
60218544025	MW-87-201605	SM 5310C	WETA/39584		
60218544026	ITMW-21-201605	SM 5310C	WETA/39584		
60218544027	MW-94-201605	SM 5310C	WETA/39584		
60218544028	ITMW-18-201605	SM 5310C	WETA/39628		
60218544001	ITMW-10-201605	SM4500-P B	WETA/11531	SM 4500-P E	WETA/11538
60218544002	ITMW-9-201605	SM4500-P B	WETA/11531	SM 4500-P E	WETA/11538
60218544003	ITMW-16-201605	SM4500-P B	WETA/11531	SM 4500-P E	WETA/11538
60218544004	MW-23-201605	SM4500-P B	WETA/11531	SM 4500-P E	WETA/11538
60218544005	ITMW-6-201605	SM4500-P B	WETA/11531	SM 4500-P E	WETA/11538
60218544006	MW-84-201605	SM4500-P B	WETA/11531	SM 4500-P E	WETA/11538
60218544007	MW-38-201605	SM4500-P B	WETA/11531	SM 4500-P E	WETA/11538
60218544008	ITMW-11-201605	SM4500-P B	WETA/11531	SM 4500-P E	WETA/11538
60218544009	ITMW-12-201605	SM4500-P B	WETA/11531	SM 4500-P E	WETA/11538
60218544010	MW-86-201605	SM4500-P B	WETA/11531	SM 4500-P E	WETA/11538
60218544011	ITMW-4-201605	SM4500-P B	WETA/11531	SM 4500-P E	WETA/11538
60218544012	MW-25-201605	SM4500-P B	WETA/11531	SM 4500-P E	WETA/11538
60218544013	ITMW-15-201605	SM4500-P B	WETA/11531	SM 4500-P E	WETA/11538
60218544014	MW-95-201605	SM4500-P B	WETA/11531	SM 4500-P E	WETA/11538
60218544015	MW-93-201605	SM4500-P B	WETA/11531	SM 4500-P E	WETA/11538
60218544016	MW-85-201605	SM4500-P B	WETA/11564	SM 4500-P E	WETA/11567
60218544017	MW-172-201605	SM4500-P B	WETA/11564	SM 4500-P E	WETA/11567
60218544018	ITMW-7-201605	SM4500-P B	WETA/11564	SM 4500-P E	WETA/11567
60218544019	ITMW-17-201605	SM4500-P B	WETA/11564	SM 4500-P E	WETA/11567
60218544020	ITMW-19-201605	SM4500-P B	WETA/11564	SM 4500-P E	WETA/11567
60218544021	ITMW-13-201605	SM4500-P B	WETA/11564	SM 4500-P E	WETA/11567
60218544022	ITMW-14-201605	SM4500-P B	WETA/11564	SM 4500-P E	WETA/11567
60218544023	ITMW-2-201605	SM4500-P B	WETA/11564	SM 4500-P E	WETA/11567
60218544024	ITMW-1-201605	SM4500-P B	WETA/11564	SM 4500-P E	WETA/11567
60218544025	MW-87-201605	SM4500-P B	WETA/11564	SM 4500-P E	WETA/11567
60218544026	ITMW-21-201605	SM4500-P B	WETA/11564	SM 4500-P E	WETA/11567
60218544027	MW-94-201605	SM4500-P B	WETA/11564	SM 4500-P E	WETA/11567
60218544028	ITMW-18-201605	SM4500-P B	WETA/11564	SM 4500-P E	WETA/11567

This report shall not be reproduced, except in full,
without the written consent of Pace Analytical Services, Inc..

Pace Analytical®
www.pacelabs.com

Sample Condition Upon Receipt

WO#: 60218544

60218544

Client Name: Environ

Optional
Proj Due Date:
Proj Name:

Courier: FedEx ☐ UPS ☐ VIA ☐ Clay ☐ PEX ☐ ECI ☐ Pace ☐ Other ☐ Client ☑

Tracking #: _____ Pace Shipping Label Used? Yes ☑ No ☐

Custody Seal on Cooler/Box Present: Yes ☑ No ☐ Seals intact: Yes ☑ No ☐

Packing Material: Bubble Wrap ☑ Bubble Bags ☑ Foam ☐ None ☐ Other ☐

Thermometer Used: CF +1.0 T-239 / CF 0.0 T-262 **Type of Ice:** (Wet) Blue None (circle one) ☐ Samples received on ice, cooling process has begun.

Cooler Temperature: 1.1, 1.1, 5.1, 4.6, 1.3, 5.1, 2.2

Date and initials of person examining contents: BD 5/6/16

Temperature should be above freezing to 6°C

Chain of Custody present:	☑Yes	☐No	☐N/A
Chain of Custody filled out:	☑Yes	☐No	☐N/A
Chain of Custody relinquished:	☑Yes	☐No	☐N/A
Sampler name & signature on COC:	☑Yes	☐No	☐N/A
Samples arrived within holding time:	☑Yes	☐No	☐N/A
Short Hold Time analyses (<72hr):	☑Yes	☐No	☐N/A
Rush Turn Around Time requested:	☐Yes	☑No	☐N/A
Sufficient volume:	☑Yes	☐No	☐N/A
Correct containers used:	☑Yes	☐No	☐N/A
Pace containers used:	☑Yes	☐No	☐N/A
Containers intact:	☑Yes	☐No	☐N/A
Unpreserved 5035A soils frozen w/in 48hrs?	☐Yes	☐No	☑N/A
Filtered volume received for dissolved tests?	☐Yes	☐No	☑N/A
Sample labels match COC: Includes date/time/ID/analyses Y Matrix: WT	☑Yes	☐No	☐N/A
All containers needing preservation have been checked.	☑Yes	☐No	☐N/A
All containers needing preservation are found to be in compliance with EPA recommendation. Exceptions: VOA, Coliform, O&G, WI-DRO (water)	☑Yes	☐No	☐N/A
Trip Blank present: Pace Trip Blank lot # (if purchased): CoV.	☑Yes	☐No	☐N/A
Headspace in VOA vials (>6mm):	☐Yes	☑No	☐N/A
Project sampled in USDA Regulated Area:	☐Yes	☐No	☑N/A
Additional labels attached to 5035A vials in the field?	☐Yes	☐No	☑N/A

1. EXTRA SAMPLE TB-20-20160505 044
2. received not on COC.
3. No date or time of collection.
4.
5.
6. No 2/3
7.
8.
9.
10.
11.
12.
13.
14. TB ID each sample travelled w/ written to the left of ID's on Chain.

Initial when completed	Lot # of added preservative

15.
16.
17. List State:
18.

Client Notification/ Resolution: Copy COC to Client? Y / (N) Field Data Required? Y / (N)

Person Contacted: _____ Date/Time: _____

Comments/ Resolution: Emailed Wendy to see if we should run extra trip blank. CMC 5/6/16

Project Manager Review: CMC Date: 5/6/2016

Pace Analytical
www.pacelabs.com

CHAIN-OF-CUSTODY / Analytical Request Document

The Chain-of-Custody is a LEGAL DOCUMENT. All relevant fields must be completed accurately.

Page: 1 of 4

Section A Required Client Information:		Section B Required Project Information:		Section C Invoice Information:	
Company:	Environ	Report To:	Wendy Stonestreet	Attention:	Tammy Gleason
Address:	7500 College Blvd., Ste. 925	Copy To:	Tammy Gleason	Company Name:	Environ
	Overland Park, KS 66210			Address:	250 Monroe Ave. NW Grand Rapids
Email To:	wstonestreet@environcorp.com	Purchase Order No.:	NA	Pace Quote Reference:	Michigan, 49503
Phone:	913-553-5926 Fax:	Project Name:	Fort Smith, AR	Pace Project Manager:	Colleen Clyne
Requested Due Date/TAT:		Project Number:		Pace Profile #:	7444, line 1

REGULATORY AGENCY

☐ NPDES ☐ GROUND WATER ☐ DRINKING WATER
☐ UST ☐ RCRA ☑ OTHER ADEQ

Site Location STATE: AR

Requested Analysis Filtered (Y/N)

Section D Required Client Information

Valid Matrix Codes

MATRIX	CODE
DRINKING WATER	DW
WATER	WT
WASTE WATER	WW
PRODUCT	P
SOIL/SOLID	SL
OIL	OL
WIPE	WP
AIR	AR
OTHER	OT
TISSUE	TS

SAMPLE ID
(A-Z, 0-9 / ,-)
Sample IDs MUST BE UNIQUE

ITEM #	SAMPLE ID		MATRIX CODE (see valid codes to left)	SAMPLE TYPE (G=GRAB C=COMP)	COLLECTED COMPOSITE START DATE	COLLECTED COMPOSITE START TIME	COLLECTED COMPOSITE END/GRAB DATE	COLLECTED COMPOSITE END/GRAB TIME	SAMPLE TEMP AT COLLECTION	# OF CONTAINERS	Preservatives: Unpreserved	H_2SO_4	HNO_3	HCl	NaOH +Zn Acetate	$Na_2S_2O_3$	Methanol	Other Ascorbic Acid	Analysis Test Y/N	8260 VOCs	Alkalinity	TOC	Chloride, Sulfate	8015 Chloroethanol (Pace Dallas)	6010-Iron/Mn	Ferric Iron calc. (send field Ferrous)	Ammonia	Nitrate+Nitrite	Total Phosphate (Pace Dallas)	Sulfide	CO_2 Calc (Alkalinity + field pH)	Residual Chlorine (Y/N)	Pace Project No./ Lab I.D.
1	ITMW-10-201605	3D/G9U 3D/G9H	WT	G	5/5/16	1140				11	X	X	X	X	X				Y	X	X	X	X	X	X	X	X	X	X	N	60218544
2	DUP-01-201605		WT	G	5/5/16	1140				3				X					N	X										N	029
3	ITMW-9-201605		WT	G	5/5/16	1350				11	X	X	X	X	X				N	X	X	X	X	X	X	X	X	X	X	X	N	
4	ITMW-16-201605		WT	G	5/5/16	0915				11	X	X	X	X	X				N	X	X	X	X	X	X	X	X	X	X	X	N	
5	MW-180-201605		WT	G	5/5/16	0815				3				X					N	X										N	030
6	MW-23-201605	3OTHR	WT	G	5/5/16	0815				11	X	X	X		X			X	N	X	X	X	X	X	X	X	X	X	X	X	N	7 day hold time
7	TB-15-201605	2D/G9H	WT	G	5/5/16	—				2				X					N	X										N	~~MS/MSD~~ WES 031
8	ITMW-6-201605	6D/G9H	WT	G	5/5/16	1300				14	X	X	X	X	X				N	X	X	X	X	X	X	X	X	X	X	X	N	MS/MSD
9	MW-84-201605	3D/G9H ~~3D/G9U~~ 2WT	WT	G	5/5/16	1035				11	X	X	X	X	X			X	N	X	X	X	X	X	X	X	X	X	X	X	N	7 day hold time
10	MW-38-201605	3D/G9H	WT	G	5/5/16	1440				11	X	X	X	X	X				N	X	X	X	X	X	X	X	X	X	X	X	N	
11	FB-05-201605		WT	G	5/5/16	1535				3				X					N	X										N	032
12	ITMW-11-201605		WT	G	5/5/16	1200				11	X	X	X	X	X				N	X	X	X	X	X	X	X	X	X	X	X	N	

ADDITIONAL COMMENTS	RELINQUISHED BY / AFFILIATION	DATE	TIME	ACCEPTED BY / AFFILIATION	DATE	TIME	SAMPLE CONDITIONS			
	Wendy Stonestreet RE	5/6/16	950	[illegible] Pace	5/6/16	0951	9	Y	Y	Y
				1.1, 1.1, 5.1, 4.6, 10.3, 5.1, 22.4						

SAMPLER NAME AND SIGNATURE

PRINT Name of SAMPLER: Wendy Stonestreet

SIGNATURE of SAMPLER: Wendy Stonestreet DATE Signed (MM/DD/YY): 5/6/16

Temp in °C | Received on Ice (Y/N) | Custody Sealed Cooler (Y/N) | Samples Intact (Y/N)

*Important Note: By signing this form you are accepting Pace's NET 30 day payment terms and agreeing to late charges of 1.5% per month for any invoices not paid within 30 days.

Pace Analytical
www.pacelabs.com

CHAIN-OF-CUSTODY / Analytical Request Document

The Chain-of-Custody is a LEGAL DOCUMENT. All relevant fields must be completed accurately.

Section A Required Client Information:

Company:	Environ
Address:	7500 College Blvd., Ste. 925
	Overland Park, KS 66210
Email To:	wstonestreet@environcorp.com
Phone: 913-553-5926	Fax:
Requested Due Date/TAT:	

Section B Required Project Information:

Report To:	Wendy Stonestreet
Copy To:	Tammy Gleason
Purchase Order No.:	NA
Project Name:	Fort Smith, AR
Project Number:	

Section C Invoice Information:

Attention:	Tammy Gleason
Company Name:	Environ
Address:	250 Monroe Ave. NW Grand Rapids
Pace Quote Reference:	Michigan, 49503
Pace Project Manager:	Colleen Clyne
Pace Profile #:	7444, line 1

REGULATORY AGENCY

☐ NPDES ☐ GROUND WATER ☐ DRINKING WATER
☐ UST ☐ RCRA ☑ OTHER ADEQ

Site Location STATE: AR

Section D Required Client Information

Valid Matrix Codes

MATRIX	CODE
DRINKING WATER	DW
WATER	WT
WASTE WATER	WW
PRODUCT	P
SOIL/SOLID	SL
OIL	OL
WIPE	WP
AIR	AR
OTHER	OT
TISSUE	TS

SAMPLE ID
(A-Z, 0-9 / ,-)
Sample IDs MUST BE UNIQUE

ITEM #	SAMPLE ID	MATRIX CODE (see valid codes to left)	SAMPLE TYPE (G=GRAB C=COMP)	COLLECTED COMPOSITE START DATE	COLLECTED COMPOSITE START TIME	COLLECTED COMPOSITE END/GRAB DATE	COLLECTED COMPOSITE END/GRAB TIME	SAMPLE TEMP AT COLLECTION	# OF CONTAINERS	Preservatives: Unpreserved	H_2SO_4	HNO_3	HCl	NaOH + Zn Acetate	$Na_2S_2O_3$	Methanol	Other NaH_2PO_4	Y/N	Analysis Test: 8260 VOCs	Alkalinity	TOC	Chloride, Sulfate	8015 Chloroethanol (Pace Dallas)	8010-Iron/Mn	Ferric Iron calc. (send field Ferrous)	Ammonia	Nitrate+Nitrite	Total Phosphate (Pace Dallas)	Sulfide	CO2 Calc (Alkalinity + field pH)	Residual Chlorine (Y/N)	Pace Project No./ Lab I.D.
1	TB-16-201605	WT	G	5/5/16	—				2				X					N	X													033
2	ITMW-12-201605	WT	G	5/5/16	1500				11	X	X	X	X	X				N	X	X	X	X	X	X	X	X	X	X	X	N	BP3U BP3S BP3N BP3T AG3S	1:5 org
3	MW-86-201605	WT	G	5/5/16	1415				11	X	X	X		X			X	N	X	X	X	X	X	X	X	X	X	X	X	N	7 day hold time	010
4	ITMW-4-201605	WT	G	5/5/16	1202				11	X	X	X	X	X				N	X	X	X	X	X	X	X	X	X	X	X	N		011
5	IW-101-201605	WT	G	5/5/16	1545				3				X				X	N	X											N	7 day hold time	014
6	MW-25-201605	WT	G	5/5/16	1220				11	X	X	X	X	X				N	X	X	X	X	X	X	X	X	X	X	X	N		012
7	TB-17-201605	WT	G	5/5/16	—				2				X					N	X											N		035
8	ITMW-15-201605	WT	G	5/5/16	1530				11	X	X	X	X	X			X	N	X	X	X	X	X	X	X	X	X	X	X	N	7 day hold time	013
9	~~MW-97-201605~~	WT	G	5/5/16	0930				11	X	X	X																				
10	MW-95-201605	WT	G	5/5/16	1235				11	X	X	X	X	X				N	X	X	X	X	X	X	X	X	X	X	X	N		014
11	MW-93-201605	WT	G	5/5/16	1355				11	X	X	X	X	Y			X	N	X	X	X	X	X	X	X	X	X	X	X	N		015
12	TB-18-201605	WT	G	5/5/16	—				2				X					N	X											N		016

ADDITIONAL COMMENTS	RELINQUISHED BY / AFFILIATION	DATE	TIME	ACCEPTED BY / AFFILIATION	DATE	TIME	SAMPLE CONDITIONS
	Wendy Stonestreet/ERE	5/6/16	950	[illegible]	5/6/16	0957	9 4 4 4
				1,1,1,5,1,4,6,1,3,5,1,2,2		✓	

SAMPLER NAME AND SIGNATURE

PRINT Name of SAMPLER: Wendy Stonestreet

SIGNATURE of SAMPLER: Wendy Stonestreet DATE Signed (MM/DD/YY): 5/6/16

Temp in °C | Received on Ice (Y/N) | Custody Sealed Cooler (Y/N) | Samples Intact (Y/N)

*Important Note: By signing this form you are accepting Pace's NET 30 day payment terms and agreeing to late charges of 1.5% per month for any invoices not paid within 30 days.

F-ALL-Q-020rev.07, 15-Feb-2007

Pace Analytical
www.pacelabs.com

CHAIN-OF-CUSTODY / Analytical Request Document

The Chain-of-Custody is a LEGAL DOCUMENT. All relevant fields must be completed accurately.

Section A Required Client Information:

Company:	Environ
Address:	7500 College Blvd., Ste. 925
	Overland Park, KS 66210
Email To:	wstonestreet@environcorp.com
Phone: 913-553-5926	Fax:
Requested Due Date/TAT:	

Section B Required Project Information:

Report To:	Wendy Stonestreet
Copy To:	Tammy Gleason
Purchase Order No.:	NA
Project Name:	Fort Smith, AR
Project Number:	

Section C Invoice Information:

Attention:	Tammy Gleason
Company Name:	Environ
Address:	250 Monroe Ave. NW Grand Rapids
Pace Quote Reference:	Michigan, 49503
Pace Project Manager:	Colleen Clyne
Pace Profile #:	7444, line 1

REGULATORY AGENCY

☐ NPDES ☐ GROUND WATER ☐ DRINKING WATER
☐ UST ☐ RCRA ☑ OTHER ADEQ

Site Location STATE: AR

Section D Required Client Information

SAMPLE ID (A-Z, 0-9 / ,-) Sample IDs MUST BE UNIQUE

Valid Matrix Codes

MATRIX	CODE
DRINKING WATER	DW
WATER	WT
WASTE WATER	WW
PRODUCT	P
SOIL/SOLID	SL
OIL	OL
WIPE	WP
AIR	AR
OTHER	OT
TISSUE	TS

ITEM #	SAMPLE ID	MATRIX CODE (see valid codes to left)	SAMPLE TYPE (G=GRAB C=COMP)	COLLECTED COMPOSITE START DATE	COLLECTED COMPOSITE START TIME	COLLECTED COMPOSITE END/GRAB DATE	COLLECTED COMPOSITE END/GRAB TIME	SAMPLE TEMP AT COLLECTION	# OF CONTAINERS	Preservatives: Unpreserved	H_2SO_4	HNO_3	HCl	NaOH + Zn Acetate	$Na_2S_2O_3$	Methanol	Other Ascorbic Acid	Analysis Test Y/N	B260 VOCs	Alkalinity	TOC	Chloride, Sulfate	8015 Chloroethanol (Pace Dallas)	6010-Iron/Mn	Ferric Iron calc. (send field Ferrous)	Ammonia	Nitrate+Nitrite	Total Phosphate (Pace Dallas)	Sulfide	CO2 Calc (Alkalinity + field pH)	Residual Chlorine (Y/N)	Pace Project No./ Lab I.D.
1	MW-85-201605	WT	G	5/5/16	1025				11	X	X	X		X			X	X	X	X	X	X	X	X	X	X	X	N	7 day hold time
2	MW-172-201605	WT	G	5/5/16	0835				11	X	X	X	X	X			X	X	X	X	X	X	X	X	X	X	X	N	BP3U BP3S BP3N BP3Z 1633
3	ITMW-7-201605	WT	G	5/5/16	0820				11	X	X	X	X	X			X	X	X	X	X	X	X	X	X	X	X	N	
4	DUP-06-201605	WT	G	5/5/16	0820				3				X				X											N	
5	ITMW-17-201605	WT	G	5/5/16	0845				11	X	X	X	X	X			X	X	X	X	X	X	X	X	X	X	X	N	
6	TB-19-201605	WT	G	5/5/16	—				2				X				X											N	
7	ITMW-19-201605	WT	G	5/5/16	1535				11	X	X	X		X			X	X	X	X	X	X	X	X	X	X	X	N	
8	ITMW-13-201605	WT	G	5/5/16	1150				11	X	X	X	X	X			X	X	X	X	X	X	X	X	X	X	X	N	
9	ITMW-14-201605	WT	G	5/5/16	1010				11	X	X	X	X	X			X	X	X	X	X	X	X	X	X	X	X	N	
10	ITMW-2-201605	WT	G	5/5/16	0820				11	X	X	X	X	X			X	X	X	X	X	X	X	X	X	X	X	N	
11/12	ITMW-1-201605	WT	G	5/5/16	1350				11	X	X	X	X	X			X	X	X	X	X	X	X	X	X	X	X	N	
12/13	DUP-05-201605	WT	G	5/5/16	1350				3				X				X											N	

3 DG9U 3 OTHR
3 DG9H
2 DG9H
3 OTHR
3 DG9H

Pace Project No./ Lab I.D.: 016, 017, 018, 037, 019, 036, 020, 021, 022, 023, 024, 039

ADDITIONAL COMMENTS	RELINQUISHED BY / AFFILIATION	DATE	TIME	ACCEPTED BY / AFFILIATION	DATE	TIME	SAMPLE CONDITIONS
	Wendy Stonestreet/RE	5/6/16	950	Barbara Penn	5/6/16	0951	9 4 4 4
				1,1,1,5-1,4,6,1,3,5-1,2,2			

SAMPLER NAME AND SIGNATURE

PRINT Name of SAMPLER: Wendy Stonestreet

SIGNATURE of SAMPLER: Wendy Stonestreet DATE Signed (MM/DD/YY): 5/6/16

Temp in °C | Received on Ice (Y/N) | Custody Sealed Cooler (Y/N) | Samples Intact (Y/N)

*Important Note: By signing this form you are accepting Pace's NET 30 day payment terms and agreeing to late charges of 1.5% per month for any invoices not paid within 30 days.

Pace Analytical
www.pacelabs.com

CHAIN-OF-CUSTODY / Analytical Request Document

The Chain-of-Custody is a LEGAL DOCUMENT. All relevant fields must be completed accurately.

Section A Required Client Information:

Company:	Environ
Address:	7500 College Blvd., Ste. 925
	Overland Park, KS 66210
Email To:	wstonestreet@environcorp.com
Phone: 913-553-5926	Fax:
Requested Due Date/TAT:	

Section B Required Project Information:

Report To:	Wendy Stonestreet
Copy To:	Tammy Gleason
Purchase Order No.:	NA
Project Name:	Fort Smith, AR
Project Number:	

Section C Invoice Information:

Attention:	Tammy Gleason
Company Name:	Environ
Address:	250 Monroe Ave. NW Grand Rapids
Pace Quote Reference:	Michigan, 49503
Pace Project Manager:	Colleen Clyne
Pace Profile #:	7444, line 1

REGULATORY AGENCY

☐ NPDES ☐ GROUND WATER ☐ DRINKING WATER
☐ UST ☐ RCRA ☑ OTHER ADEQ

Site Location STATE: AR

Section D Required Client Information

Valid Matrix Codes

MATRIX	CODE
DRINKING WATER	DW
WATER	WT
WASTE WATER	WW
PRODUCT	P
SOIL/SOLID	SL
OIL	OL
WIPE	WP
AIR	AR
OTHER	OT
TISSUE	TS

ITEM #	SAMPLE ID (A-Z, 0-9 / ,-) Sample IDs MUST BE UNIQUE		MATRIX CODE (see valid codes to left)	SAMPLE TYPE (G=GRAB C=COMP)	COLLECTED COMPOSITE START DATE	COLLECTED COMPOSITE START TIME	COLLECTED COMPOSITE END/GRAB DATE	COLLECTED COMPOSITE END/GRAB TIME	SAMPLE TEMP AT COLLECTION	# OF CONTAINERS	Preservatives: Unpreserved	H_2SO_4	HNO_3	HCl	NaOH + Zn Acetate	$Na_2S_2O_3$	Methanol	Other Asorbic	Analysis Test Y/N	8260 VOCs	Alkalinity	TOC	Chloride, Sulfate	8015 Chloroethanol (Pace Dallas)	8010-Iron/Mn	Ferric Iron calc. (send field Ferrous)	Ammonia	Nitrate+Nitrite	Total Phosphate (Pace Dallas)	Sulfide	CO2 Calc (Alkalinity + field pH)	Residual Chlorine (Y/N)	Pace Project No./ Lab I.D.
1	EB-06-201605	3D69H	WT	G	5/5/16	1455				3				X						X														040
2	MW-87-201605	3D69U	WT	G	5/5/16	0850				11	X	X	X	X	X					X	X	X	X	X	X	X	X	X	X	X	X	X	X	BP3U BP3S BP3N BP3Z AG3S	025
3	ITMW-21-201605	↓	WT	G	5/5/16	1034				11	X	X	X	X	X					X	X	X	X	X	X	X	X	X	X	X	X	X	X		026
4	MW-94-201605	3D5THR	WT	G	5/5/16	1044				11	X	X	X		X			X		X	X	X	X	X	X	X	X	X	X	X	X	X	X		027
5	TB-21-201605	2D69H	WT	G	5/5/16	—				2				X						X														041
6	ITMW-18-201605	↓	WT	G	5/5/16	1215				8	X	X	X		X						X	X	X	X	X	X	X	X	X	X	X	X	X		028
7	ITMW-18-201605	3D69H	WT	G	5/5/16	1940				3				X						X														042
8	TB-22-201605	2D69H	WT	G	5/5/16	—				2				X						X														043
9																																		
10																																		
11																																		
12																																		

ADDITIONAL COMMENTS	RELINQUISHED BY / AFFILIATION	DATE	TIME	ACCEPTED BY / AFFILIATION	DATE	TIME	SAMPLE CONDITIONS
	Wendy Stonestreet / RE	5/6/16		[signature]	5/6/16	0951	9 Y Y Y
				1.1, 1.1, 5.1, 4.6, 1.3, 5.1, 2.2			

SAMPLER NAME AND SIGNATURE					
PRINT Name of SAMPLER:	Wendy Stonestreet		Temp in °C	Received on Ice (Y/N)	Custody Sealed Cooler (Y/N)	Samples Intact (Y/N)
SIGNATURE of SAMPLER:	[signature]	DATE Signed (MM/DD/YY): 5/6/16				

*Important Note: By signing this form you are accepting Pace's NET 30 day payment terms and agreeing to late charges of 1.5% per month for any invoices not paid within 30 days.

Chain of Custody

WO# : 7544000

7544000

Pace Analytical®
www.pacelabs.com

Workorder: *60218544* **Workorder Name:** *FORT SMITH, AR* **Owner Received Date:** *5/6/2016* **Results Requested By:** *5/18/2016*

Report To	Subcontract To
Colleen Clyne *Pace Analytical Kansas* *9608 Loiret Blvd.* *Lenexa, KS 66219* *Phone (913)599-5665*	*Pace Analytical Dallas* *400 West Bethany Drive* *Suite 190* *Allen, TX 75013* *Phone (972)727-1123*

						Preserved Containers						Requested Analysis												
Item	Sample ID	Sample Type	Collect Date/Time	Lab ID	Matrix	BP3S	DG9U					EPA 8015 Chloroethanol	Total Phosphate											LAB USE ONLY
1	ITMW-10-201605	PS	5/5/2016 11:40	60218544001	Water	1	3					X	X											001
2	ITMW-9-201605	PS	5/5/2016 13:50	60218544002	Water	1	3					X	X											002
3	ITMW-16-201605	PS	5/5/2016 09:15	60218544003	Water	1	3					X	X											003
4	MW-23-201605	PS	5/5/2016 08:15	60218544004	Water	1	3					X	X											004
5	ITMW-6-201605	RQS	5/5/2016 13:00	60218544005	Water	1	3					X	X											005
6	MW-84-201605	PS	5/5/2016 10:35	60218544006	Water	1	3					X	X											006
7	MW-38-201605	PS	5/5/2016 14:40	60218544007	Water	1	3					X	X											007
8	ITMW-11-201605	PS	5/5/2016 12:00	60218544008	Water	1	3					X	X											008
9	ITMW-12-201605	PS	5/5/2016 15:00	60218544009	Water	1	3					X	X											009
10	MW-86-201605	PS	5/5/2016 14:15	60218544010	Water	1	3					X	X											010
11	ITMW-4-201605	PS	5/5/2016 12:02	60218544011	Water	1	3					X	X											011
12	MW-25-201605	PS	5/5/2016 12:20	60218544012	Water	1	3					X	X											012
13	ITMW-15-201605	PS	5/5/2016 15:30	60218544013	Water	1	3					X	X											013
14	MW-95-201605	PS	5/5/2016 12:35	60218544014	Water	1	3					X	X											014
15	MW-93-201605	PS	5/5/2016 13:55	60218544015	Water	1	3					X	X											015
16	MW-85-201605	PS	5/5/2016 10:25	60218544016	Water	1	3					X	X											016
17	MW-172-201605	PS	5/5/2016 08:35	60218544017	Water	1	3					X	X											017
18	ITMW-7-201605	PS	5/5/2016 08:20	60218544018	Water	1	3					X	X											018
19	ITMW-17-201605	PS	5/5/2016 08:45	60218544019	Water	1	3					X	X											019

Page 50 of 61

Chain of Custody

Pace Analytical®
www.pacelabs.com

Workorder: 60218544 **Workorder Name:** FORT SMITH, AR **Owner Received Date:** 5/6/2016 **Results Requested By:** 5/18/2016

Report To	Subcontract To
Colleen Clyne Pace Analytical Kansas 9608 Loiret Blvd. Lenexa, KS 66219 Phone (913)599-5665	Pace Analytical Dallas 400 West Bethany Drive Suite 190 Allen, TX 75013 Phone (972)727-1123

Item	Sample ID	Sample Type	Collect Date/Time	Lab ID	Matrix	Preserved Containers: BP3S	DG9U					Requested Analysis: EPA 8015 Chloroethanol	Total Phosphate											LAB USE ONLY
20	ITMW-19-201605	PS	5/5/2016 15:35	60218544020	Water	1	3					X	X											0020
21	ITMW-13-201605	PS	5/5/2016 11:50	60218544021	Water	1	3					X	X											021
22	ITMW-14-201605	PS	5/5/2016 10:10	60218544022	Water	1	3					X	X											022
23	ITMW-2-201605	PS	5/5/2016 08:20	60218544023	Water	1	3					X	X											023
24	ITMW-1-201605	PS	5/5/2016 13:50	60218544024	Water	1	3					X	X											024
25	MW-87-201605	PS	5/5/2016 08:50	60218544025	Water	1	3					X	X											025
26	ITMW-21-201605	PS	5/5/2016 10:34	60218544026	Water	1	3					X	X											026
27	MW-94-201605	PS	5/5/2016 10:44	60218544027	Water	1	3					X	X											027
28	ITMW-18-201605	PS	5/5/2016 12:15	60218544028	Water	1	3					X	X											028

Transfers	Released By	Date/Time	Received	Date/Time
1	[signature]	5/9/16 1700	Kathy Weems / Pace	5/10/16 0925
2				
3	IR02			

Comments

Cooler Temperature on Receipt 1.6 °C **Custody Seal** Y or N **Received on Ice** Y or N **Samples Intact** Y or N

****In order to maintain client confidentiality, location/name of the sampling site, sampler's name and signature may not be provided on this COC document. This chain of custody is considered complete as is since this information is available in the owner laboratory.*

Page 602 of 163

Pace Analytical

Sample Condition Upon Receipt

☑Dallas ☐Ft Worth ☐San Angelo

Client Name: Pace-Kansas Project Work order: 7544000

Courier: FedEX ☑ UPS ☐ USPS ☐ Client ☐ Courier ☐ LSO ☐ PACE ☐ Other:_____

Tracking#: 6703 1642 6917

Custody Seal on Cooler/Box: Yes ☑ No ☐ **Seals Intact:** Yes ☑ No ☐ NA ☐

Packing Material: Bubble Wrap ☐ Bubble Bags ☐ Foam ☑ None ☐ Other ☐

Thermometer Used: IR-0.2 Type of Ice: Wet ☑ Blue ☐ None ☐ Sample Received on ice, cooling process has begun ☑

Cooler Temp: 1.6°C (Temp should be above freezing to 6°C)

Chain of Custody Present	Yes ☑ No ☐ NA ☐	1
Chain of Custody filled out	Yes ☑ No ☐ NA ☐	2
Chain of Custody relinquished	Yes ☑ No ☐ NA ☐	3
Sampler name & signature on COC	Yes ☐ No ☑ NA ☐	4
Sample received within HT	Yes ☑ No ☐ NA ☐	5
Short HT analyses (<72 hrs)	Yes ☐ No ☑ NA ☐	6
Rush TAT requested	Yes ☐ No ☑ NA ☐	7
Sufficient Volume received	Yes ☑ No ☐ NA ☐	8
Correct Container used Pace Container used	Yes ☑ No ☐ NA ☐ Yes ☑ No ☐ NA ☐	9
Container Intact	Yes ☑ No ☐ NA ☐	10
Unpreserved 5035A soil frozen within 48 hrs	Yes ☐ No ☐ NA ☑	11
Filtered volume received for Dissolved tests	Yes ☐ No ☐ NA ☑	12
Sample labels match COC Include date/time/ID/analyses Matrix: WATER	Yes ☑ No ☐ NA ☐	13
All containers needing preservation have been checked	Yes ☑ No ☐ NA ☐	14a. Lot# of pH strip: 471508 pH checked Yes ☑ No ☐ pH<2 ☑ pH>9 ☐ pH>12 ☐ Lot# of Iodine strip: Lot# of Lead Acetate strip:
Do containers require preservation at the lab	Yes ☐ No ☑ NA ☐	14b. Preservation: / Lot#:
All containers needing preservation are found to be in Compliance with EPA recommendation **Exception**: VOA, coliform, O&G	Yes ☑ No ☐ NA ☐ Yes ☑ No ☐	14c.
Are soil samples (volatiles) received in Bulk ☐ Terracore ☐ EnCore ☐	NA ☑	15.
Trip Blank present Trip Blank Custody Seals Intact Pace Trip Blank Lot# (if purchased):	Yes ☐ No ☐ NA ☑ Yes ☐ No ☐ NA ☑	16.
Headspace in VOA (>6mm)	Yes ☐ No ☑ NA ☐	17.
Project sampled in USDA Regulated Area:	Yes ☐ No ☐ NA ☑	18. List State _____

Client Notification/Resolution/Comments:

Person Contacted:_____ Date:_____

Comments/Resolution:_____

Person Examining Contents: _____ Date: 5/10/16

F-DAL-C001rev.05 090215

Appendix B

Field Notes and Weather Data for April and May 2016

Location Whirlpool 2nd Q Date 5/2/16

Project / Client Sampling

6400 Jenny Lind Rd Ft Smith, AR

0630	Onsite
	Saftey meeting "Traffic Saftey
0700	Gather paperwork, load up vehicles for gauging
	Victoria Siegten + Micky Shetty
	start gauging See Micky's Field Notebook and WL Sheet
1022	Finish gauging and ~~taking~~ taking TD.
1030	Start calibrating. See calibration Sheet
~~10~~1100	Calibration complete
1100-1130	Lunch
1140	Set up on MW-193
1149	Pump Start
1255	Sample MW-193
	total purge ~ 1.5
1347	Pump start on MW-67R
1458	Sample MW-67R
	total purge ~ 1.5 gal
1530	Load up vehicle
1545	talk w/ Wendy about what wells to do next.
	Heading to MW-177+181

Weather Cloudy 61 Wind NW 3mph

Location Whirlpool 2nd Q Date 5/2/16

Project / Client Sampling

6400 Jenny Lind Rd, Ft Smith, AR

1550 Setup MW177
1600 Pump Start
1710 Sample MW-177
total purge ~1.0gal
1720 Back at Baker Bldg to see what needs to be done.
1830 everyone offsite



Location Whirlpool 2nd Q Date 5/3/16

Project / Client Sampling

6400 Jenny Lind Rd, Ft Smith, AR

0645 onsite
HS meting, "insects"
0700 start calibration. See calibration log
0745 Load vehicle
0803 head to MW-99, near the staging area for Rd construction
0810 Set up on MW-99
0819 Pump start
0855 Sample MW-99
total purge ~1.0gal
0930 Load up vehicle
Bathroom break
0950 Set up on MW-98
1024 Pump start
1140 Sample MW-98
total purge ~1.0gal
1230 Load up vehicle & drop samples off
1245 - Lunch
1315 - back onsite setting up on MW-57.
1330 - Pump problems - Pump will not turn but I hear the motor. Wendy brought

64

Location Whirlpool 2nd Q Date 5/13/16

Project / Client Sampling
4400 Jenny Lind Rd Ft Smith, AR

me ~~at the~~ another pump.

1351	pump start
1440	Sample MW-57R total purge ~0.75 gal
1510	Set up on MW-56R
1532	Pump start
1620	Sample MW-56R total purge ~1.25 gal
1700	Back on-site to help w/ packing samples off-site
1830	everyone offsite

US

65

Location Whirlpool 2nd Q Date 5/14/16

Project / Client Sampling
4400 Jenny Lind Rd, Ft Smith, AR

0645	onsite HS meeting Heat Stress
0700	Start Calibration. See Calibration log
0745	Loaded vehicle
0750	Set up on MW-83
0805	Pump start
0845	Sample MW-83 total purge ~1.0 gal
0907	Pack up and head to site
0920	Set up on MW-83
0936	Pump start persulfate
1026	Sample MW-83 2,140 ppm total purge ~1.0 gal
~~1311~~ 1115	Pack up vehicle
1145-	Lunch
1215	back on site Set up on MW-58
1234	Pump start
1315	Sample MW-58 (Dup-04) total purge ~1.0 gal
1345	Load vehicle
1350	Set up on MW-92 (Dup-08)
1417	Pump start

Location Whirlpool 2nd Q Date 5/4/16

Project / Client Sampling

6400 Jenny Lind Rd, Ft Smith AR

1519	DO high compared to last quarter decanted VS1
1530	DO still higher going to try re calibrating
1702	head to Boiler Bldg
1830	Delivering microbial Insights to fedex.



Location Whirlpool 2nd Q Date 5/5/16

Project / Client Sampling.

6400 Jenny Lind Rd, Ft Smith, AR

0645	onsite HS meeting Slips, trips, falls
0655	Start Calibration See field log.
0720	Set up on MW-172
0732	Pump start
0810	DO climbing, Decon probes DO still climbing use DO kit 4ppm according to kit
~~0835~~ 0835	Sample MW-172 total purge ~1.25gal
0910	Load up vehicle
0915	Replace DO sensor on VS1, and calibrate. DO sensor had debris in membrane
0935	Set up on MW-94
0942	Pump Start total purge ~1.25gal
1044	Sample MW94 Persulfate 5600 ppm
1120	Load up vehicle
~~1130~~	~~Grab lunch~~
1130	Setup on MW-95
1149	Pump start
1235	Sample MW-95 total purge ~1.0gal

Location Whirlpool 2nd Q Date 5/5/16

Project / Client Sampling

6400 Jenny Lind Rd, Ft Smith, AR

1300	Load up vehicle
1305	Set up on MW-93
1316	pump Start
1355	Sample MW-93
	total purge ~1.0 gal
1455	EB-06 Sampled
1500	Work on packing samples
	and cleaning up boiler Bldg
1830	offsite + driving back to ICP
~~1830~~ VS	



VS

Location: FORT SMITH, ARKANSAS Date: 5/2/2016

Project / Client: 2nd Quarter Groundwater Sampling
Whirlpool, Fort Smith Cloudy / 55° / Calm

548 - Arrive on-site
- Open wells TMW-10 & TMW-11
- Positive pressure on TMW-11

600 - Prep for the day.

620 - Mike Chomin on-site.

630 - Sampling crew on-site. Nick Z., Haley B., Tamara HK., Victoria S., Mike R., Josh M., Micky S.

720 - Conduct meeting to discuss tasks.
- Task for the day is gauge all wells on site and conduct GW monitoring. Will take DTW & TD readings while gauging.

830 - Begin to open wells
- Opened all wells on Brazil.
- MOB to Whirlpool property off-site.
- Walk Whirlpool property and open wells. Open MW-55R.
- Continue to walk east on Jacobs and open all wells.
- After wells were opened spoke to Josh M & Mike R. on BOST property.
- MOB to Brazil to begin gauging.
- See Gauge Sheet for DTW & TD & Comments.

MS

Location FORT SMITH, ARKANSAS Date 5/2/2016

Project / Client 2nd Quarter GW Sampling

Whirlpool / Fort Smith Cloudy 58°/Calm

- After completing gauging, MOB to boiler room.
- At boiler room compile gauging data.
- One well was not gauged. IW-101.
- MOB to IW-101 to open well.
- MOB to boiler room.

1207 - Begin to calibrate YSI.
- Assist samplers with gauging.
- After calibration complete load vehicle.
- MOB to IW-101 & gauge well.
- MOB to boiler room.
- MOB to VP-15. On the way bring trash bag to Josh M. & stop at MW-39R to assist Haley with field parameter question.
- Begin set-up at VP-15. Assist Mike Chomin with YSI. Mike's YSI is not working properly. Give Mike my YSI.
- Continue set-up at VP-15. Water in line. Purged point for ~10 minutes.

1345 - Collect sample VP-15-201605.
- Pack-up at site.
- MOB to Boiler room to get replacement

Location FORT SMITH, ARKASAS Date 5/2/2016

Project / Client 2nd Quarter Groundwater Sampling

Whirlpool / Fort Smith 64°, Sunny/Part Sunny

- parts for YSI for Mike C.
- MOB to VP-12.
- Give Mike C. (@ MW-68) parts for YSI.

1420 - Set up at VP-12.

1433 - Collect sample VP-12-201605

1450 - MOB to boiler room.
- Prepare chain of custody for day.
- Go off-site to pick up ice.
- Return to site and continue to pack coolers.
- Return to off-site, pick up samples from field crews.
- Return to boiler room.
- Pack coolers.

1830 - Courier arrived and loaded coolers on vehicle.
- Cleaned up in building.

1900 - RE staff offsite.

Wendy Stoneuve

Location FORT SMITH, ARKANSAS Date 5/3/2016

Project / Client 2nd Quarter Groundwater Monitoring
Whirlpool, Fort Smith.

610 - Arrive on-site.
- Mike Chomin at gate.
- MOB to Boiler room.
- Prepare for the day. Make meeting notes.
- Asign duplicates to wells.

645 - Sampling crew arrives
- Crew Includes Nick Z., Tamara H.K., Victoria S., Haley B., Mike R., Mike C., Micky S., & Josh M.
- Conduct morning meeting. Task for the day is GW sampling.
- H&S meeting. Topic Insects & Large Equipment.
- Prepare for the day. Assist samplers with Calibration. Replace membrane on Haley's probe. Assist Mike R. with calibration.
- Begin calibration of equipment. See calibration sheet for details.
- Hardy H. stopped by boiler room to discuss sampling events.
- Complete calibration and MOB to Winters property.

Location FORT SMITH, ARKANSAS Date 5/3/2016

Project / Client 2nd Quarter Groundwater Monitoring
Whirlpool, Fort Smith.

- Recieved call from Haley. Her YSI is not working properly.
- MOB to B&G club property & pick us calibrated YSI from Mike R.
- MOB to BAST property to drop off YSI.
- Observed large equipment near MW-184.
- Took photo of equipment and sent to Tammy. Spoke with formon of the construction company to discuss sampling the well, They take a break at 11:30.
- MOB to B&G property discuss Construction near MW-184 with Micky S., & Mike R..
- MOB to Winters property.

1005 - Set-up on MW-175.
1020 - Begin taking readings.
1050 - Collect sample MW-175-201605
- Move over to Vapor points on the same property.
1120 - Collect Sample VP-07-201605
Line of water Was intermittent.

Location FORT SMITH, ARKANSAS Date 5/3/2016

Project / Client 2nd Quarter Groundwater Sampling
WHIRLPOOL, FORT SMITH

- Purged VP-07 for approximately 5 minutes.

1130 - Collected sample VP-08-201605
- Line was solid water. Purged line for ~ 10 minutes.
- Cleaned up at property.
- MOB to gas station for lunch.
- MOB to site to find additional road cones.

1200 - MOB to King property

1210 - Set up on well. MW-176.

1320 - Collect sample MW-176-201605
- Move over to Well VP-10.
- Water in line.
- Line purge clear initially, but began to cloud. Some black organic material also purged from the vapor point

1335 - Collect sample VP-10-201605
- Check VP-09.
- Line is clear of water.
- Walked to MW-56R & MW-57R to give Victoria pump. Her pump quit working.

WES

Location FORT SMITH, ARKANSAS Date 5/3/2016

Project / Client 2nd Quarter Groundwater Sampling
WHIRLPOOL, FORT SMITH

1340 - MOB to Boiler room to find new pump which is functional.
- Call from Micky to discuss MW-90.
- ~~Refit~~ Looked up historical data for well.

1440 - MOB to MW-181. Stopped to talk to Tamara.
- Set up on well.
- Well has significant draw down.

1540 - Well went dry.
- Pack up at well.
- MOB to gas station for break.
- MOB to Scroggins property
- Began to set up on wells. Decided to sample wells tomorrow.
- MOB to Boiler Room to begin to pack coolers & fill out COCs
- MOB to gas station to get ice.
- Picked up Samples from crew
- MOB to Boiler room.

1830 - Currier arrived on-site.

1930 - RE offsite.

Wendy Deuth

Location FORT SMITH, ARKASAS Date 5/4/2016

Project / Client 2nd Quarter Groundwater Sampling

Whirlpool, Fort Smith. 52° / Sunny

600 - Arrive on-site.
- Spoke to security gaurds at gate.
- MOB to Boiler Room.
- Prepare for the day.

610 - Micky S. on-site.

612 - Michael C. on-site.
- Prepare schedule for the day.

645 - Sampling crew on site: Nick Z., Mike R., Josh M., Haley B., Tamara H.K.,
- Conduct morning meeting.

655 - Victoria S. on-site.
- Prepare for Vapor sampling.

730 - MOB to VP-09.
- Set-up Vapor sampling app on VP-09. Conduct Shut-in test & leak test. Purge line. Very tight.
- Vapor in shroud 45%
- Vapor in line 0%.
- Shut-in test pass.
- Flow controller = FC0392
- Summa = 1226

757 - Open toggle switch to Summa.

WKS

Location FORT SMITH, ARKANSAS Date 5/4/2016

Project / Client 2nd Quarter Groundwater Sampling

Whirlpool, Fort Smith. 54° / Sunny

- Initial reading = -30" Hg.

815 - MOB to Boiler Room
- Began to calibrate equipment.
- Call from Mike R., flow through cell is leaking profusely.
- MOB to MW-27 to attempt to fix cell.
- Could not fix flow through after several attempts.
- Gave Mike my flow through cell.
- MOB back to Boiler Room. Resume calibrating YSI.
- FedEx arrived to drop off 1 YSI & 2 pumps.
- Pack vehicle and attempt create one good flow through out of 3 bad flow through cells.
- MOB to MW-180.

1000 - Set-up on well.
- Spoke to Mike C. about sample containers. He had one bottle which he spilled all HCl from VOA. Spoke to Mike R., he was sampling from flow through. Needed new sample bottles.

WKS

Location Fort Smith, Arkansas Date 5/4/2016

Project / Client 2nd Quarter Groundwater Sampling
Whirlpool, Fort Smith 68°/Sunny

- MOB to Boiler room and get bottles for Mike C. & Mike R.
- MOB to ~~MW~~ MW-192 to give Mike C. VOPs.
- MOB to MW-27 to give Mike R. bottles.
- Return to MW-180 to resume purging.
- Had to ~~re~~ replace two flow through cells as both cannot be repaired. Removed water from flow through cells. After purging well volume was reduced by ~ 3 feet. Attached working flow through cell.

1110 - Took first reading from MW-180.
- Well purged dry after 6 readings.

1145 - Moved over to VP-14 to collect water sample.
- Line contained water

1150 - Collect sample VP-14-201605.
- Move to MW-179.

1225 - Begin purging well.

1300 - Collect sample MW-179-201605
- MOB to boiler room and dump purge water.
- MOB to gas station for break/lunch/ice.

WES

Location Fort Smith, Arkansas Date 5/4/2016

Project / Client 2nd Quarter Sampling, Groundwater
Whirlpool, Fort Smith 70°/Sunny

- MOB to Scroggins property & set up on well.

1350 - Begin to purge MW-174.
- Walked to King property to check gauge on summa at VP-09.

1355 Gauge reads -30" Hg.
- Continue to monitor MW-174.

1430 - Collect sample MW-174-201605
- Call from Haley to ask what well she should MOB to. Called Micky, Micky stated MW-90 would be helpful. Called Haley and told her to collect sample MW-90.

1 Mike R. called, asked to which well he should sample. Told him to sample MW-24.

1440 - Move to well MW-173 on Scroggins property.
- Set-up on well.
- Collect sample MW-173-201605
- Move over to vapor points on Scroggins property
- Checked vapor point lines. Both lines are full of water.

WES

Location FORT SMITH, ARKANSAS Date 5/4/2016

Project / Client 2nd Quarter Sampling, Groundwater
Whirlpool, Fort Smith 72°/Sunny

- Collect sample VP-05-201605
- Collect sample VP-06-201605
- MOB to gas station to purchase ice.
- Return to VP-09 to check gauge.
- Gauge on summa regulator is -30" Hg.
- MOB to Boiler room to begin filling out COCs and packing coolers with ice to ship samples.

1835 - Courier arrived and PACE samples were loaded for shipment.

1915 - ENVIRON off-site.

1920 - Checked summa canister at King property VP-09. Gauge still reads -30" Hg. All valves are opened properly. Leave summa overnight.

Wendy Stamm

Location Fort Smith, ARKANSAS Date 5/5/2016

Project / Client 2nd Quarter Groundwater Monitoring
Whirlpool, Fort Smith 58°/Sunny

600 - Arrive on-site. Begin schedule for day.

610 - Mike C. & Micky S. on-site.

620 - Josh M. on-site.
- Calibrate equipment (YSI). See calibration sheet for details.

640 - Conduct morning meeting. Just for the day is GW sampling. Asign wells & disuss schedule. H&S meeting. Topic Traffic & Slip, Trips & Falls.

645 - MOB to VP-09.

649 - Arrive at well and shut valve on summa. Reading at close was -29" Hg.
- Return to Boiler Room.

735 - MOB to TIMW-16.

750 - Begin to purge well.
- Moved over to MW-180 to collect sample since well went dry 5/4/2016 with extra pump.

815 - Collect sample MW-180-201605
- MOB back over to TIMW-16 to continue to take field parameters.

915 - Collect sample TIMW-16-201605

925 - Lucy Cross stopped by to get well assignments.

WCS

Location Whirlpool, Fort Smith AR Date 5/5/2016

Project / Client 2nd Quarter Groundwater Monitoring

Fort Smith, Arkansas 75°/Sunny

1020 - MOB to Boiler Room to pick up COCs and dump purge water.
- MOB to ITMW-21 to get sample bottles from M. Chomin.
- MOB to ITMW-10.

1030 - Set-up on ITMW-10.

1100 - Begin to take readings. Lucy C. stopped by to pick up measuring cup.
- Calls from M. Rawitch to discuss parameters at ITMW-11.

1140 - Collect sample [ITMW-10-201605] & [DUP-0-201605]
- Clean up at well.
- MOB to Boiler Room to pick up COCs.

1245 - Return to well ITMW-9-201605

1300 - Begin to take readings.

1350 - Collect sample [ITMW-9-201605]
- Clean up at well.

1450 - MOB to boiler room.
- Begin to pack coolers for the day & fill out COCs.
- All wells completed.
- Pack vehicles.

1735 - RE off-site.

Wendy Scruggs

Location Ft. Smith Date 1/13/16

Project / Client Whirlpool | Sunny

1Q 16 Sampling

1523 Set pump to 31.69'
1524 Begin pumping
1626 Begin collecting sample: ITMW-10-20160113
- DUP-01 collected for VOCs
1713 Sampling completed
1721 Equipment is packed up, MChemin heads back to boiler room.
1745 At boiler room; unpacking equipment, helping pack samples
1830 Off-site

1/13/16

Location Ft. Smith Date 5/2/16

Project / Client Whirlpool | 57°F

2Q 16 Sampling | Mostly Sunny

0615 M. Chemin on-Site
0620 - Grab forms & help label new equipment
0700 H+S Tailgate Meeting. Topic - traffic safety
0705 Go door, water level gauging
0720 Getting ready to go and grab water levels.
0715 Get flat tire while heading to MW in Bldg - changed tire & will call rental company
1045 Well gauging complete
1055 Begin calibration of YSI
1[illegible] Calibration complete and equipment

MC

Location Ft Smith Date 5/2/16

Project / Client Whirlpool | 63°F

2Q 16 Sampling | Cloudy

1155 Equipment is loaded - M. Chamin heads to MW-68

1205 At MW-68

1210 DTW = 8.23

1244 Begin purging - pump is set to 15.05

1355 Begin collecting sample: MW-68-201605

1432 Sampling complete

1440 Bring sample back to trailer room

1455 Break down at MW-68 & bring equipment over to MW-55R

1510 DTW = 0.55'

1530 Begin purging pump is set to 30.00'

1629 Begin collecting sample: MW-55R-201605

- Also collected MS/MSD for VOCs

MC

Location Ft Smith Date 5/2/16

Project / Client Whirlpool | 63°F

2Q 16 Sampling | Cloudy

1710 Sampling completed

1725 Equipment packed up and M. Chamin heads back to Baker Room.

1730 Back at Baker Room - begin unloading equipment

1820 M. Chamin off-site to bring car back to airport & exchange

MC 5/2/16

Location Ft. Smith Date 5/3/16

Project / Client Whirlpool | 45°F-

2Q6W Sampling | Partly Cloudy

0555 M. Chomin on-site; gate is locked.

0615 Lo. Stanstreet on-site + unlocks gate

0625 Begin calibration of YSI

0650 H&S Tailgate meeting Topic — wasps/insects - discuss killing out field teams

0706 Resume calibration

0715 Calibration complete; finish loading equipment

0725 Mob to MW-29

0730 At MW-29

0740 DTW = 10.41'

0747 Begin pumping; tubing is set to 25.0

0955 Begin collecting sample: MW-29-201605

0931 Sampling completed

0943 Packed up and head to Boiler Room

MC

Location Ft Smith Date 5/3/16

Project / Client Whirlpool | 59°F-

2Q6W Sampling | Sunny

0952 Mob to RW-69

1000 At RW-69;

1005 DTW = 6.73'

1012 Begin pumping; tubing is set to 23.39'

1108 Begin collecting sample: RW-69-201605

1150 Sampling completed

1200 - 1230 M. Chomin takes lunch

1230 At MW-71; DTW = 6.80'

1239 Begin pumping; tubing is set to 22.20'

1324 Begin collecting sample: MW-71-201605

1310 Sampling completed

1315 M. Chomin heads to Boiler Room

1340 M. Chomin at MW-46R after getting more ice

MC

Location Ft. Smith Date 5/3/16

Project / Client Whirlpool | 70°F

2Q GW Sampling | Sunny

1445 DTW = 1.53

1453 Begin pumping; ~~DTW~~ Tubing set to 1884'

1544 Begin collecting sample: MW-4GR-201605 - DOP-10-201605 also collected for VOCs

1622 Sampling completed

1631 M. Chomin is packed up and heads back to Boiler room.

1635 Back at Boiler Room & drop purge water + unload samples

1645 M. Chomin replaces D.O. Membrane on YSI Serial # BJ102654

1700 M. Chomin + N. Zurweller collect EB-03 from tube weight

1722 D.O ~~membrane~~ mc is fluctuating from ~4.43 - 4.47

MC

Location Ft. Smith Date 5/3/16

Project / Client Whirlpool | 70°F

2Q GW Sampling | Sunny

1725 - 1830 Assist w/ double-bagging ice, packing coolers.

1850 M. Chomin off site

5/3/16

Location Whirlpool Date 5/4/16

Project / Client Ft Smith | 47°F

2Q 6W Sampling | Sunny

0614 M. Chomin on-site

0617 Begin calibration of YSI

0645 Calibration complete; begin loading equipment, finding glassware

0650 Health & Safety Tailgate Topics: heat stress, slips, trips & falls

0702 Continue loading equipment for the day

0715 M. Chomin goes to get ice

0727 At MW-185

0732 DTW = 11.24

0742 Begin pumping; tubing is set to 250'

0844 Begin collecting sample: MW-185-201605

0940 Sampling completed; filtered 2 aquifers for DHC/VOR due to silt (400 ml + 300ml)

MC

Location Whirlpool Date 5/4/16

Project / Client Ft. Smith | 66°F

2Q 6W Sampling | Sunny

0950 Head back to boiler room

0958 At MW-192

1000 DTW = 12.71

1012 Begin pumping; tubing set to 24.80'

1120 Begin collecting sample: MW-192-201605

1210 Sampling completed; collected 2 DHC/VOR filters for a total of 1,000 ml

1218 M. Chomin has packed equipment + eats lunch

1234 At MW-191

1246 DTW = 14.18'

1256 Begin pumping; tubing is set to 30.5'

1350 Begin collecting sample: MW-191-201605

Location Ft. Smith Date 5/4/16

Project / Client Whirlpool | 79°F

2Q 6W Sampling | Sunny, breezy

1450 Sampling completed; collected 2 liters for DHC/DCR (300 ml each) due to silt (tubing for pump kept popping off)

1458 Head back to Boiler Room to dump water + get more distilled

1511 At MW-190, DTW = 18.65

1526 Begin pumping; tubing is set to 31.17'

1642 Begin collecting sample: MW-190-20160505

1725 Sampling completed; collected 1 ½ liter (1,000 ml) for DHC/DCR

1730 M. Chomin heads back to Boiler Room

1739 M. Chomin goes to get ice.

1757 M. Chomin back on-site + ices coolers.

MC

Location Ft. Smith Date 5/4/16

Project / Client Whirlpool | 77°F

2Q 6W Sampling | Sunny

1755 – 1900 M. Chomin assists w/ packing coolers, breaking down boxes

1905 M. Chomin off-site

MC 5/4/16

Location Ft Smith Date 5/5/16

Project / Client Whirlpool | 49°

2Q 6W Sampling | Clear

0604 M. Chomik on-Site
0608 Begin calibration of YSI
0640 H+S Tailgate Meeting. Topic Slips, trips + falls
0645 resume calibration
0648 Calibration complete; M. Chomik loads equipment
0709 Mob to ITMW-7
0711 At ITMW-7,
0718 DTW = 18.59'
0732 Begin pumping; tubing is set to 33.08'
0820 Begin collecting sample: ITMW-7-201605 -DUP-06 collected for VOCs
0907 Sampling completed
0917 M. Chomik heads back to Boiler Room (MC)

Location Ft. Smith Date 5/5/16

Project / Client Whirlpool | 61°F

2Q 6W Sampling | Sunny

0930 At ITMW-21
0938 DTW = 11.89'
0947 Begin pumping; tubing is set to 28.15'
1034 Begin collecting sample: ITMW-21-201605
1114 Sampling completed
1118 M. Chomik has packed up equipment + loads to Boiler Room to unload.
1120 M. Chomik packing + unloading equipment.
1200 M. Chomik off-Site

MC 5/5/16

report this ad

Fort Smith, AR

Fort Smith Regional

11:13 AM CDT on June 28, 2016 (GMT -0500)

Today Forecast

Weather History for KFSM - April, 2016

April Precip Stats: Actual Month Total: 3.04 in | Average Month Total: 4.30 in

Sunday	Monday	Tuesday	Wednesday	Thursday	Friday	Saturday
					1 Actual: 64° | 45° 0.00 in Average: 70° | 45° 0.13 in	2 Actual: 69° | 34° 0.00 in Average: 70° | 45° 0.13 in
3 Actual: 77° | 39° T in Average: 70° | 46° 0.12 in	4 Actual: 84° | 46° 0.00 in Average: 71° | 46° 0.12 in	5 Actual: 83° | 51° 0.00 in Average: 71° | 46° 0.13 in	6 Actual: 74° | 50° T in Average: 71° | 47° 0.13 in	7 Actual: 79° | 44° 0.00 in Average: 72° | 47° 0.13 in	8 Actual: 72° | 42° 0.00 in Average: 72° | 47° 0.14 in	9 Actual: 76° | 42° 0.11 in Average: 72° | 47° 0.14 in
10 Actual: 75° | 53° T in Average: 72° | 48° 0.14 in	11 Actual: 75° | 56° 0.19 in Average: 73° | 48° 0.14 in	12 Actual: 70° | 48° 0.00 in Average: 73° | 48° 0.14 in	13 Actual: 65° | 51° T in Average: 73° | 49° 0.13 in	14 Actual: 73° | 51° 0.03 in Average: 74° | 49° 0.14 in	15 Actual: 75° | 52° 0.00 in Average: 74° | 49° 0.14 in	16 Actual: 67° | 61° 0.00 in Average: 74° | 50° 0.14 in
17 Actual: 75° | 63° 1.11 in Average: 74° | 50° 0.14 in	18 Actual: 68° | 61° 0.81 in Average: 75° | 50° 0.15 in	19 Actual: 68° | 59° 0.00 in Average: 75° | 51° 0.14 in	20 Actual: 74° | 55° T in Average: 75° | 51° 0.15 in	21 Actual: 77° | 50° T in Average: 75° | 51° 0.15 in	22 Actual: 81° | 51° 0.00 in Average: 75° | 52° 0.15 in	23 Actual: 84° | 51° 0.00 in Average: 76° | 52° 0.16 in
24 Actual: 81° | 56° 0.00 in Average: 76° | 52° 0.15 in	25 Actual: 83° | 58° 0.00 in Average: 76° | 53° 0.16 in	26 Actual: 86° | 62° 0.13 in Average: 76° | 53° 0.16 in	27 Actual: 81° | 59° 0.66 in Average: 77° | 53° 0.16 in	28 Actual: 80° | 54° 0.00 in Average: 77° | 54° 0.16 in	29 Actual: 80° | 54° 0.00 in Average: 77° | 54° 0.16 in	30 Actual: 77° | 62° T in Average: 77° | 54° 0.17 in

Calendar Legend

Sunny Clear · Mostly Cloudy · Partly Cloudy · Cloudy · Rain · Snow

Hail Flurries · Thunderstorms · Hazy Fog · Sleet · '?' denotes 'chance of' · Unknown

report this ad

report this ad

Fort Smith, AR

Fort Smith Regional

12:22 PM CDT on June 28, 2016 (GMT -0500)

Today Forecast

Weather History for KFSM - May, 2016

Map Precip Stats: Actual Month Total: 3.70 in | Average Month Total: 5.47 in

Sunday	Monday	Tuesday	Wednesday	Thursday	Friday	Saturday
1 Actual: 74° | 52° 0.00 in Average: 77° | 55° 0.18 in	2 Actual: 67° | 50° 0.03 in Average: 78° | 55° 0.17 in	3 Actual: 72° | 44° 0.00 in Average: 78° | 55° 0.18 in	4 Actual: 81° | 49° T in Average: 78° | 56° 0.18 in	5 Actual: 79° | 47° 0.00 in Average: 78° | 56° 0.17 in	6 Actual: 80° | 50° 0.00 in Average: 78° | 56° 0.18 in	7 Actual: 86° | 52° 0.00 in Average: 79° | 57° 0.17 in
8 Actual: 77° | 57° 0.03 in Average: 79° | 57° 0.18 in	9 Actual: 72° | 58° 1.44 in Average: 79° | 57° 0.17 in	10 Actual: 87° | 61° 0.00 in Average: 79° | 57° 0.17 in	11 Actual: 90° | 69° 0.14 in Average: 79° | 58° 0.18 in	12 Actual: 81° | 58° 1.51 in Average: 80° | 58° 0.19 in	13 Actual: 82° | 53° 0.00 in Average: 80° | 58° 0.19 in	14 Actual: 70° | 55° 0.00 in Average: 80° | 59° 0.18 in
15 Actual: 71° | 56° 0.00 in Average: 80° | 59° 0.19 in	16 Actual: 68° | 60° 0.02 in Average: 80° | 59° 0.19 in	17 Actual: 78° | 59° 0.09 in Average: 81° | 60° 0.18 in	18 Actual: 69° | 56° 0.00 in Average: 81° | 60° 0.18 in	19 Actual: 67° | 53° 0.03 in Average: 81° | 60° 0.18 in	20 Actual: 72° | 58° 0.00 in Average: 81° | 61° 0.19 in	21 Actual: 82° | 53° 0.00 in Average: 82° | 61° 0.18 in
22 Actual: 83° | 61° 0.00 in Average: 82° | 61° 0.18 in	23 Actual: 78° | 61° 0.02 in Average: 82° | 61° 0.18 in	24 Actual: 84° | 67° 0.08 in Average: 82° | 62° 0.17 in	25 Actual: 87° | 66° 0.26 in Average: 83° | 62° 0.16 in	26 Actual: 85° | 69° 0.00 in Average: 83° | 62° 0.17 in	27 Actual: 79° | 66° 0.03 in Average: 83° | 63° 0.17 in	28 Actual: 87° | 62° 0.00 in Average: 83° | 63° 0.17 in
29 Actual: 87° | 67° 0.00 in Average: 84° | 63° 0.16 in	30 Actual: 76° | 66° 0.01 in Average: 84° | 63° 0.16 in	31 Actual: 81° | 65° 0.01 in Average: 84° | 64° 0.17 in				

Calendar Legend

Sunny Clear · Mostly Cloudy · Partly Cloudy · Cloudy · Rain · Snow

Hail Flurries · Thunderstorms · Hazy Fog · Sleet · '?' denotes 'chance of' · Unknown

report this ad

Appendix C
Risk Calculations and Input Parameters

Contents:

C.1 Toxicity Values
C.2 Physical and Chemical Properties

C.3 Soil Moisture Profile for Residential Building (Slab-on-Grade) for Risk Calculations from Groundwater at Monitoring Wells
C.4 Normalized Indoor Air Concentration in a Residential Building (Slab-on-Grade) due to Vapor Intrusion from Groundwater at Monitoring Wells
C.5 Cancer Risk and Hazard Index Calculations for Vapor Intrusion into a Residential Building (Slab-on-Grade) from Groundwater at Monitoring Wells in the Neighborhood

C.6 Soil Moisture Profile for Residential Building (Slab-on-Grade) at Soil Vapor Monitoring Point VP-5 (Parcel 1)
C.7 Normalized Indoor Air Concentration in a Residential Building (Slab-on-Grade) due to Vapor Intrusion from Perched Water at VP-5 (Parcel 1)
C.8 Cancer Risk and Hazard Index Calculations for Vapor Intrusion into a Residential Building (Slab-on-Grade) from Perched Water at VP-5 (Parcel 1)

C.9 Soil Moisture Profile for Residential Building (Slab-on-Grade) at Soil Vapor Monitoring Point VP-6 (Parcel 1)
C.10 Normalized Indoor Air Concentration in a Residential Building (Slab-on-Grade) due to Vapor Intrusion from Perched Water at VP-6 (Parcel 1)
C.11 Cancer Risk and Hazard Index Calculations for Vapor Intrusion into a Residential Building (Slab-on-Grade) from Perched Water at VP-6 (Parcel 1)

C.12 Soil Moisture Profile for Residential Building (Slab-on-Grade) at Soil Vapor Monitoring Point VP-7 (Parcel 2)
C.13 Normalized Indoor Air Concentration in a Residential Building (Slab-on-Grade) due to Vapor Intrusion from Perched Water at VP-7 (Parcel 2)

C.14 Cancer Risk and Hazard Index Calculations for Vapor Intrusion into a Residential Building (Slab-on-Grade) from Perched Water at VP-7 (Parcel 2)

C.15 Soil Moisture Profile for Residential Building (Slab-on-Grade) at Soil Vapor Monitoring Point VP-8 (Parcel 2)
C.16 Normalized Indoor Air Concentration in a Residential Building (Slab-on-Grade) due to Vapor Intrusion from Perched Water at VP-8 (Parcel 2)
C.17 Cancer Risk and Hazard Index Calculations for Vapor Intrusion into a Residential Building (Slab-on-Grade) from Perched Water at VP-8 (Parcel 2)

C.18 Soil Moisture Profile for Residential Building (Slab-on-Grade) at Soil Vapor Monitoring Point VP-10 (Parcel 3)
C.19 Normalized Indoor Air Concentration in a Residential Building (Slab-on-Grade) due to Vapor Intrusion from Perched Water at VP-10 (Parcel 3)
C.20 Cancer Risk and Hazard Index Calculations for Vapor Intrusion into a Residential Building (Slab-on-Grade) from Perched Water at VP-10 (Parcel 3)
C.21 Soil Moisture Profile for Residential Building (Slab-on-Grade) at Groundwater Monitoring Well MW-176 (Parcel 3)
C.22 Normalized Indoor Air Concentration in a Residential Building (Slab-on-Grade) due to Vapor Intrusion from Groundwater at MW-176 (Parcel 3)
C.23 Cancer Risk and Hazard Index Calculations for Vapor Intrusion into a Residential Building (Slab-on-Grade) from Groundwater at MW-176 (Parcel 3)
C.24 Soil Moisture Profile for Residential Building (Slab-on-Grade) at Groundwater Monitoring Well MW-71 (Parcel 4)
C.25 Normalized Indoor Air Concentration in a Residential Building (Slab-on-Grade) due to Vapor Intrusion from Groundwater at MW-71 (Parcel 4)
C.26 Cancer Risk and Hazard Index Calculations for Vapor Intrusion into a Residential Building (Slab-on-Grade) from Groundwater at MW-71 (Parcel 4)
C.27 Soil Moisture Profile for Residential Building (Slab-on-Grade) at Soil Vapor Monitoring Point VP-15 (Parcel 6)
C.28 Normalized Indoor Air Concentration in a Residential Building (Slab-on-Grade) due to Vapor Intrusion from Perched Water at VP-15 (Parcel 6)
C.29 Cancer Risk and Hazard Index Calculations for Vapor Intrusion into a Residential Building (Slab-on-Grade) from Perched Water at VP-15 (Parcel 6)
C.30 Soil Moisture Profile for Residential Building (Slab-on-Grade) at Groundwater Monitoring Well MW-55R (Parcel 6)
C.31 Normalized Indoor Air Concentration in a Residential Building (Slab-on-Grade) due to Vapor Intrusion from Groundwater at MW-55R (Parcel 6)
C.32 Cancer Risk and Hazard Index Calculations for Vapor Intrusion into a Residential Building (Slab-on-Grade) from Groundwater at MW-55R (Parcel 6)
C.33 Soil Moisture Profile for Residential Building (Slab-on-Grade) at Shallow Groundwater Monitoring Well MW-180 (Parcel 5)
C.34 Normalized Indoor Air Concentration in a Residential Building (Slab-on-Grade) due to Vapor Intrusion from Shallow Groundwater at MW-180 (Parcel 5)
C.35 Cancer Risk and Hazard Index Calculations for Vapor Intrusion into a Residential Building (Slab-on-Grade) from Shallow Groundwater at MW-180 (Parcel 5)
C.36 Soil Moisture Profile for Residential Building (Slab-on-Grade) at Groundwater Monitoring Well MW-33R (Parcel 5)
C.37 Normalized Indoor Air Concentration in a Residential Building (Slab-on-Grade) due to Vapor Intrusion from Groundwater at MW-33R (Parcel 5)
C.38 Cancer Risk and Hazard Index Calculations for Vapor Intrusion into a Residential Building (Slab-on-Grade) from Groundwater at MW-33R (Parcel 5)

Attachment C.1: Toxicity Values
Whirlpool, Fort Smith, Arkansas

Chem Group	Chemical	CASRN	Cancer Classification		ADAF			URF ($mg/m^3)^{-1}$			RfC (mg/m^3)			
			Group	Ref	Y/N	f_{oral}	f_{inh}	Value	Ref	Notes	Value	UF	Ref	Notes
VOC	Acetone	67-64-1	ID	1	N						3.1E+01	100	129	111
VOC	Benzene	71-43-2	A	1	N			7.8E-03	1	60	3.0E-02	300	1	
VOC	Bromoform	75-25-2	B2	1	N			1.1E-03	1				126	90
VOC	Bromomethane	74-83-9	ID	126	N						5.0E-03	100	1	
VOC	2-Butanone	78-93-3	ID	1	N						5.0E+00	300	1	
VOC	Carbon Disulfide	75-15-0			N						7.0E-01	30	1	
VOC	Chloroform	67-66-3	B2	1	N			2.3E-02	1		5.0E-02	100	117	
VOC	Chloromethane	74-87-3	D	1	N						9.0E-02	1,000	1	
VOC	1,1-Dichloroethene	75-35-4	C	1	N						2.0E-01	30	1	
VOC	cis-1,2-Dichloroethene	156-59-2	ID	1	N								1	90
VOC	trans-1,2-Dichloroethene	156-60-5	ID	1	N								1	90
VOC	2-Hexanone	591-78-6	ID	1	N						3.0E-02	3,000	1	
VOC	4-Methyl-2-pentanone	108-10-1	ID	1	N						3.0E+00	300	1	
VOC	Methylene Chloride	75-09-2	LC	1	Y	1	1	1.0E-05	1	159	6.0E-01	30	1	
VOC	1,1,2,2-Tetrachloroethane	79-34-5	LC	1	N				1	90			1	90
VOC	Tetrachloroethene	127-18-4	LC	1	N			2.6E-04	1		4.0E-02	1,000	1	
VOC	Toluene	108-88-3	ID	1	N						5.0E+00	10	1	
VOC	Trichloroethene	79-01-6	HC	1	Y	0.202	0.244	4.1E-03	1	159	2.0E-03	100	1	
VOC	Vinyl Chloride	75-01-4	A	1	N			4.4E-03	1	79	1.0E-01	30	1	

Toxicity values were selected following the hierarchy of sources defined by USEPA (Human Health Toxicity Values in Superfund Risk Assessment, 2003), as discussed in Appendix A, Section 4 of the ADEQ-approved Revised Risk Management Plan, which was used as the basis for the ADEQ Remedial Action Decision. Values are current as of June 2016.

References

1 USEPA. Integrated Risk Information System (IRIS). On-line database.

117 USEPA. NCEA. 2003. Risk Assessment Issue Paper for: Derivation of Provisional Subchronic and Chronic RfCs for Chloroform [CASRN 67-66-3]. January 23.

126 Provisional Peer Reviewed Toxicity Values for Superfund (PPRTV) Database.

129 ATSDR. 2013. Minimal Risk Levels. March.

Notes:

60 IRIS provides a range of 2.2E-6 to 7.8E-6 (ug/m3)-1 as the inhalation URF for Benzene.

79 For evaluating partial lifetime exposures that include early-life exposure, the unit risk factor is also used in risk calculations that do not prorate the early-life exposure, per USEPA's May 2000 Toxicological Review.

90 Inadequate data exist to derive a toxicity value, according to the indicated reference.

111 Value as published is an MRL in the indicated reference.

159 Because the chemical has a mutagenic mode of action according to USEPA, the SF and URF are adjusted by the following age-dependent adjustment factors (ADAFs) before use: 10 for ages 0 to 2; 3 for ages 2 to 16; and 1 for ages 16 and older (USEPA 2005).

Attachment C.2: Physical and Chemical Properties
Whirlpool, Fort Smith, Arkansas

Chem Group	Chemical	CASRN	H (unitless)				D_{air} (m^2/d)		D_{water} (m^2/d)		HENRY Ref Temp (°C)
			Value	Adjusted	Ref	Notes	Value	Ref	Value	Ref	Value
VOC	Acetone	67-64-1	1.6E-03	1.1E-03	44		1.1E+00	44	9.8E-05	44	2.5E+01
VOC	Benzene	71-43-2	2.3E-01	1.6E-01	44		7.6E-01	44	8.5E-05	44	2.5E+01
VOC	Bromoform	75-25-2	2.2E-02	1.3E-02	44		1.3E-01	44	8.9E-05	44	2.5E+01
VOC	Bromomethane	74-83-9	2.6E-01	2.0E-01	44		6.3E-01	44	1.0E-04	44	2.5E+01
VOC	2-Butanone	78-93-3	2.3E-03	2.0E-03	50.3	123	7.0E-01	69	8.5E-05	69	2.0E+01
VOC	Carbon Disulfide	75-15-0	1.2E+00	9.3E-01	44		9.0E-01	44	8.6E-05	44	2.5E+01
VOC	Chloroform	67-66-3	1.5E-01	1.1E-01	44		9.0E-01	44	8.6E-05	44	2.5E+01
VOC	Chloromethane	74-87-3	3.6E-01	3.3E-01	50.1	92, 123	1.1E+00	69	5.6E-05	69	2.0E+01
VOC	1,1-Dichloroethene	75-35-4	1.1E+00	8.1E-01	44		7.8E-01	44	9.0E-05	44	2.5E+01
VOC	cis-1,2-Dichloroethene	156-59-2	1.7E-01	1.2E-01	44		6.4E-01	44	9.8E-05	44	2.5E+01
VOC	trans-1,2-Dichloroethene	156-60-5	3.9E-01	2.8E-01	44		6.1E-01	44	1.0E-04	44	2.5E+01
VOC	2-Hexanone	591-78-6	3.8E-03	3.2E-03	68		7.4E-01	52	7.6E-05	52	2.5E+01
VOC	4-Methyl-2-pentanone	108-10-1	5.6E-03	4.7E-03	50.3	123	6.5E-01	40	6.7E-05	40	2.0E+01
VOC	Methylene Chloride	75-09-2	9.0E-02	6.6E-02	44		8.7E-01	44	1.0E-04	44	2.5E+01
VOC	1,1,2,2-Tetrachloroethane	79-34-5	1.4E-02	8.7E-03	44		6.1E-01	44	6.8E-05	44	2.5E+01
VOC	Tetrachloroethene	127-18-4	7.5E-01	4.9E-01	44		6.2E-01	44	7.1E-05	44	2.5E+01
VOC	Toluene	108-88-3	2.7E-01	1.8E-01	44		7.5E-01	44	7.4E-05	44	2.5E+01
VOC	Trichloroethene	79-01-6	4.2E-01	2.9E-01	44		6.8E-01	44	7.9E-05	44	2.5E+01
VOC	Vinyl Chloride	75-01-4	1.1E+00	9.0E-01	44		9.2E-01	44	1.1E-04	71	2.5E+01

Physical and chemical parameters were selected following the hierarchy of sources used by USEPA (Soil Screening Guidance: Technical Background Document, 1996), as discussed in Appendix A, Section 54 of the ADEQ-approved Revised Risk Management Plan, which was used as the basis for the ADEQ Remedial Action Decision.

References:

40	Research Triangle Institute, Center for Environmental Analysis. 1995. Supplemental Technical Support Document for Hazardous Waste Identification Rule: Risk Assessment for Human and Ecological Receptors--Volume 1, TABLE A-1. November 1995.
44	USEPA. 1996. Soil Screening Guidance: Technical Background Document and User Guide. Office of Emergency and Remedial Response. EPA/540/R-95/128. May.
50.1	USEPA. 1997. Superfund Chemical Data Matrix (SCDM). Office of Emergency and Remedial Response. September 12.
50.3	USEPA. 20014. Superfund Chemical Data Matrix (SCDM). Office of Superfund Remediation and Technology Innovation. June 20, 2014.
52	USEPA. 1997. CHEM9 Compound Properties Estimation and Data. Version 1.00. Office of Air Quality Planning and Standards. July.
68	PHYSPROP data base. Syracuse Research Corporation.
69	USEPA. 2004. WATER9. Version 2.0.0. Office of Air Quality Planning and Standards. July.
71	USEPA. 2002. Supplemental Guidance for Developing Soil Screening Levels for Superfund Sites. Office of Solid Waste and Emergency Response. OSWER 9355.4-24. December.

Notes:

92	Indicated source cites CHEMFATE.
123	Value has been assigned a default reference temperature.

Attachment C.3: Soil Moisture Profile for Residential Building (Slab-on-Grade) for Risk Calculations from Groundwater at Monitoring Wells Whirlpool, Fort Smith, Arkansas

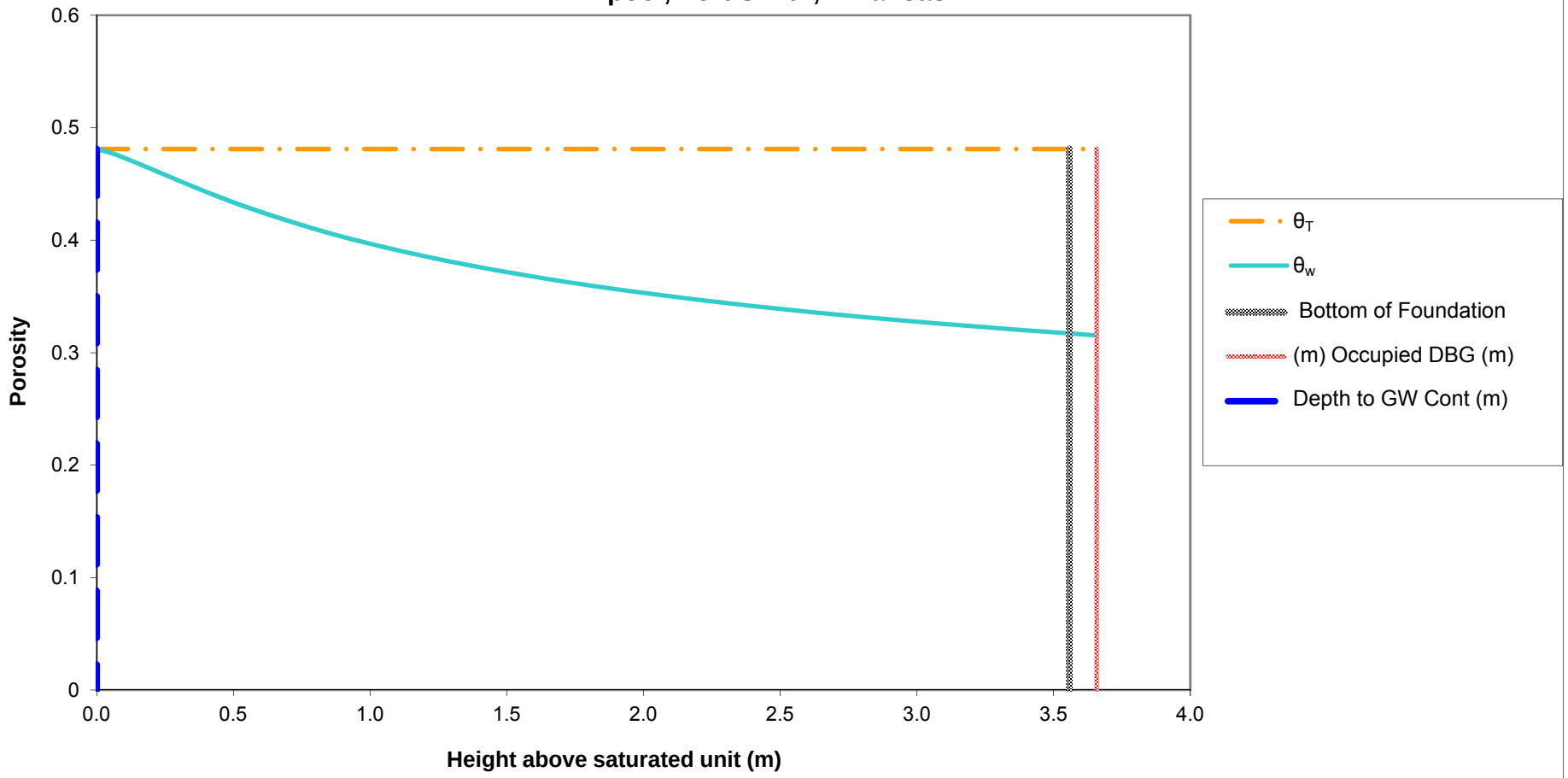

Notes:
The soil-water profile in the vadose zone is estimated using the van Genuchten soil-water retention equation with default water retention parameters appropriate for silt clay, as discussed in Appendix A, Section 3.3.1 of the ADEQ-approved Revised Risk Management Plan, which was used as the basis for the ADEQ Remedial Action Decision.

Attachment C.4: Normalized Indoor Air Concentration in a Residential Building (Slab-on-Grade) due to Vapor Intrusion from Groundwater at Monitoring Wells
Whirlpool, Fort Smith, Arkansas

Chem Group	Chemical	CASRN	D_{air} (m^2/day)	D_{water} (m^2/day)	H (unitless)	D_{crack} (m^2/day)	D_{eff}^T (m^2/day)	α_{soil}	α_{slab}	α_{∞}	C_{bldg} (L-water/m^3)
VOC	Acetone	67-64-1	1.07E+00	9.85E-05	1.14E-03	1.72E-01	1.87E-02	6.80E-02	2.73E-03	1.86E-04	2.12E-04
VOC	Benzene	71-43-2	7.60E-01	8.47E-05	1.59E-01	1.22E-01	8.15E-04	3.17E-03	2.73E-03	8.67E-06	1.38E-03
VOC	Bromoform	75-25-2	1.29E-01	8.90E-05	1.34E-02	2.07E-02	1.64E-03	6.37E-03	2.73E-03	1.74E-05	2.33E-04
VOC	Bromomethane	74-83-9	6.29E-01	1.05E-04	2.01E-01	1.01E-01	7.43E-04	2.89E-03	2.73E-03	7.90E-06	1.59E-03
VOC	2-Butanone	78-93-3	6.98E-01	8.47E-05	2.00E-03	1.12E-01	9.94E-03	3.74E-02	2.73E-03	1.02E-04	2.04E-04
VOC	Carbon Disulfide	75-15-0	8.99E-01	8.64E-05	9.26E-01	1.44E-01	2.93E-04	1.14E-03	2.73E-03	3.12E-06	2.89E-03
VOC	Chloroform	67-66-3	8.99E-01	8.64E-05	1.07E-01	1.44E-01	1.11E-03	4.32E-03	2.73E-03	1.18E-05	1.27E-03
VOC	Chloromethane	74-87-3	1.09E+00	5.62E-05	3.33E-01	1.75E-01	4.61E-04	1.80E-03	2.73E-03	4.90E-06	1.63E-03
VOC	1,1-Dichloroethene	75-35-4	7.78E-01	8.99E-05	8.10E-01	1.25E-01	3.12E-04	1.22E-03	2.73E-03	3.32E-06	2.69E-03
VOC	cis-1,2-Dichloroethene	156-59-2	6.36E-01	9.76E-05	1.19E-01	1.02E-01	9.72E-04	3.78E-03	2.73E-03	1.03E-05	1.22E-03
VOC	trans-1,2-Dichloroethene	156-60-5	6.11E-01	1.03E-04	2.81E-01	9.81E-02	5.96E-04	2.32E-03	2.73E-03	6.35E-06	1.79E-03
VOC	4-Methyl-2-pentanone	108-10-1	6.48E-01	6.74E-05	4.71E-03	1.04E-01	4.81E-03	1.84E-02	2.73E-03	5.03E-05	2.37E-04
VOC	Tetrachloroethene	127-18-4	6.22E-01	7.08E-05	4.90E-01	9.99E-02	3.40E-04	1.33E-03	2.73E-03	3.63E-06	1.78E-03
VOC	Toluene	108-88-3	7.52E-01	7.43E-05	1.80E-01	1.21E-01	6.97E-04	2.71E-03	2.73E-03	7.41E-06	1.34E-03
VOC	Trichloroethene	79-01-6	6.83E-01	7.86E-05	2.88E-01	1.10E-01	5.23E-04	2.04E-03	2.73E-03	5.57E-06	1.60E-03
VOC	Vinyl Chloride	75-01-4	9.16E-01	1.06E-04	9.00E-01	1.47E-01	3.44E-04	1.34E-03	2.73E-03	3.66E-06	3.30E-03

Notes:	Crack Soil and Building Characteristics			Crack Soil
	SCS Soil texture class			Sand
	Bulk density	kg/L	ρ_b	1.66
	Total porosity	L/L-soil	θ_T	0.375
	Water-filled porosity	L/L-soil	θ_w	0.054
	Air-filled porosity	L/L-soil	θ_a	0.321
	Residual saturation	L/L-soil	θ_r	0.053
	Hydraulic conductivity	cm/s	K	7.4E-03
	Dynamic viscosity of water	g/cm-s	μ_w	0.01307
	Density of water	g/cm^3	ρ_w	1.0
	Gravitational acceleration	cm/s^2	g	980.7
	Intrinsic permeability	cm^2	k	9.9E-08
	Relative saturation	unitless	S_e	0.004
	van Genuchten N	unitless	N	3.177
	van Genuchten M	unitless	M	0.685
	Relative air permeability	unitless	k_{rg}	0.998
	Permeability to vapor	cm^2	k_v	9.89E-08
	Distance from building foundation to source	m	L_{T-gw}	3.56
	Bldg foundation thickness	m	L_{crack}	0.1
	Bldg foundation length	m		10.00
	Bldg foundation width	m		10.00
	Bldg occupied height	m		2.44
	Bldg occupied volume	m^3		244.00
	Occupied depth below ground	m		0.0
	Bldg area for vapor intrusion	m^2	A_B	100.0
	Ratio of A_{crack} to A_B		η	4E-04
	Area of cracks	m^2	A_{crack}	4E-02
	Air exchange rate	$hour^{-1}$	ach	0.45
	Building ventilation rate	m^3/day	Q_{bldg}	2.64E+03
	Pressure difference between outdoors-indoors	kg/m-s^2	ΔP	1.0
	Viscosity of air	kg/m-s	μ_a	1.8E-05
	Crack length (bldg perimeter)	m	X_{crack}	40
	Crack depth below ground	m	Z_{crack}	0.10
	Crack radius	m	r_{crack}	1E-03
	Soil gas flow rate into bldg	m^3/day	Q_{soil}	7.20

Indoor air concentrations resulting from groundwater vapor intrusion into a building are estimated using the relationships described by Johnson and Ettinger (Heuristic model for predicting the intrusion rate of contaminant vapors into buildings, 1991), which USEPA recommends for screening level calculations, as discussed in Appendix A, Section 3.3.1 of the ADEQ-approved Revised Risk Management Plan, which was used as the basis for the ADEQ Remedial Action Decision.

The effective diffusion term DeffT is calculated based on a silty clay soil, as discussed in Appendix A, Section 3.3.1 of the ADEQ-approved Revised Risk Management Program.

Attachment C.5: Cancer Risk and Hazard Index Calculations for Vapor Intrusion into a Residential Building (Slab-on-Grade) from Groundwater at Monitoring Wells in the Neighborhood Whirlpool, Fort Smith, Arkansas

							Cancer				Noncancer	
Chem Group	**Chemical**	**CASRN**	**Carc Class**	**ADAF**	C_{gw} (mg/L)	$C_{building}$ (mg/m^3)	**URF** (m^3/mg)	f_{inh}	**Risk**		**RfC** (mg/m^3)	**HQ**
VOC	Acetone	67-64-1	ID	N	5.00E-02	1.06E-05					3.1E+01	3.3E-07
VOC	Benzene	71-43-2	A	N	3.40E-04	4.68E-07	7.8E-03		1.5E-09		3.0E-02	1.5E-05
VOC	Bromoform	75-25-2	B2	N	1.30E-03	3.02E-07	1.1E-03		1.4E-10			
VOC	Bromomethane	74-83-9	ID	N	2.92E-02	4.64E-05					5.0E-03	8.9E-03
VOC	2-Butanone	78-93-3	ID	N	4.60E-03	9.38E-07					5.0E+00	1.8E-07
VOC	Carbon Disulfide	75-15-0		N	1.30E-03	3.76E-06					7.0E-01	5.1E-06
VOC	Chloroform	67-66-3	B2	N	3.90E-04	4.95E-07	2.3E-02		4.7E-09		5.0E-02	9.5E-06
VOC	Chloromethane	74-87-3	D	N	2.88E-02	4.70E-05					9.0E-02	5.0E-04
VOC	1,1-Dichloroethene	75-35-4	C	N	3.30E-03	8.88E-06					2.0E-01	4.3E-05
VOC	cis-1,2-Dichloroethene	156-59-2	ID	N	9.37E-02	1.15E-04						
VOC	trans-1,2-Dichloroethene	156-60-5	ID	N	1.10E-03	1.96E-06						
VOC	4-Methyl-2-pentanone	108-10-1	ID	N	4.90E-04	1.16E-07					3.0E+00	3.7E-08
VOC	Methylene Chloride	75-09-2	LC	Y	5.20E-04	5.76E-07	1.0E-05	1	6.0E-12		6.0E-01	9.2E-07
VOC	1,1,2,2-Tetrachloroethane	79-34-5	LC	N	2.00E-04	6.09E-08						
VOC	Tetrachloroethene	127-18-4	LC	N	1.80E-04	3.20E-07	2.6E-04		3.4E-11		4.0E-02	7.7E-06
VOC	Trichloroethene	79-01-6	HC	Y	7.34E-01	1.18E-03	4.1E-03	0.2439	2.7E-06		2.0E-03	5.6E-01
VOC	Vinyl Chloride	75-01-4	A	N	8.10E-04	2.67E-06	4.4E-03		1.7E-08		1.0E-01	2.6E-05
							Cumulative Risk:		3E-06		**HI:**	6E-01
Note:												
f_{inh} is the fraction of the inhalation URF that USEPA identified as having a mutagenic mode of action.												
Only COCs detected in the 2nd Quarter 2016 groundwater samples from wells in the neighborhood are shown.												
Risks were calculated assuming residential exposure to groundwater-derived vapors in indoor air for 24 hours per day and 350 days per year for 30 years.												

Attachment C.6: Soil Moisture Profile for Residential Building (Slab-on-Grade) at Soil Vapor Monitoring Point VP-5 (Parcel 1) Whirlpool, Fort Smith, Arkansas

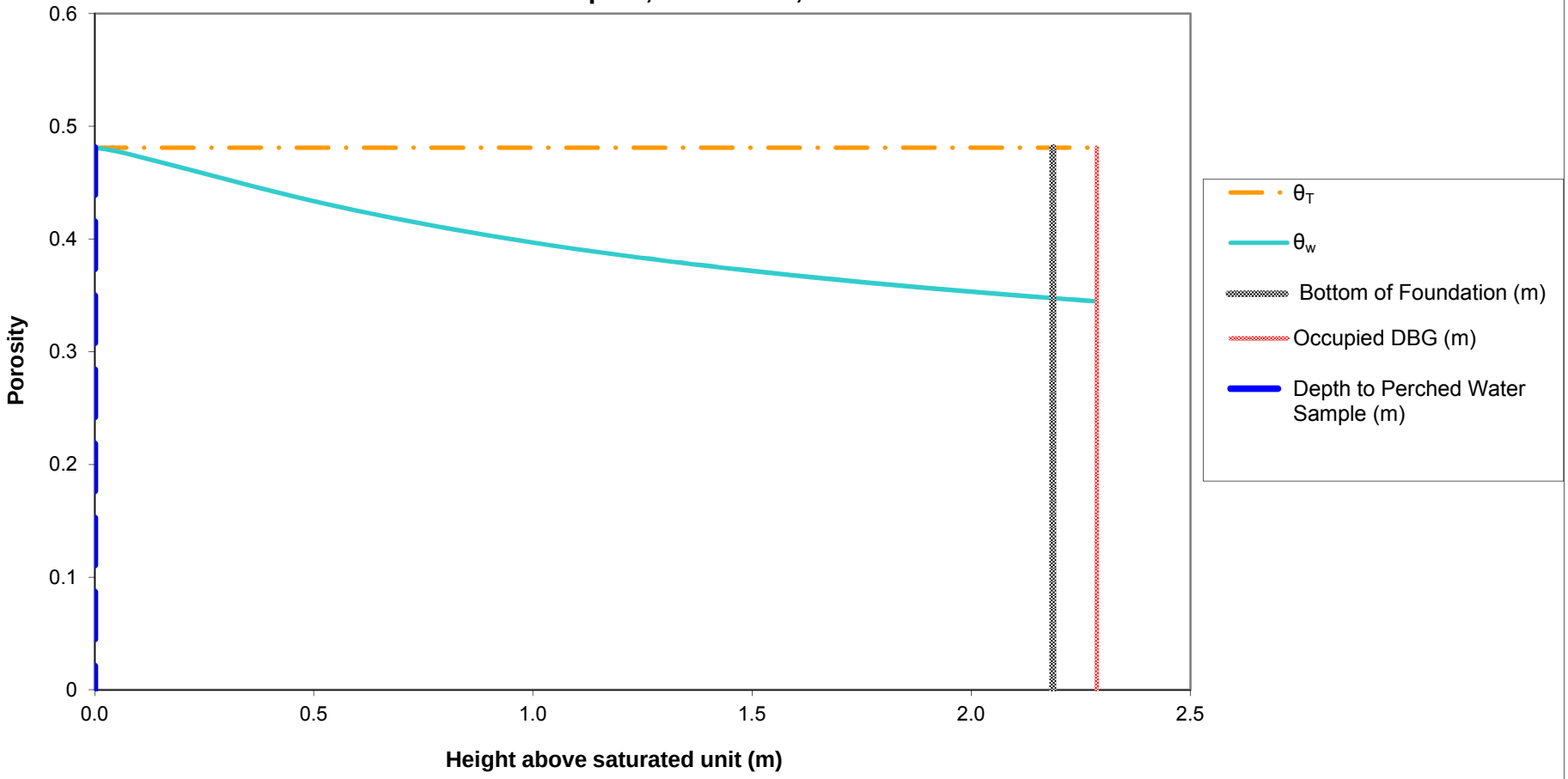

Notes:
The soil-water profile in the vadose zone is estimated using the van Genuchten soil-water retention equation with default water retention parameters appropriate for silt clay, as discussed in Appendix A, Section 3.3.1 of the ADEQ-approved Revised Risk Management Plan, which was used as the basis for the ADEQ Remedial Action Decision.

Attachment C.7: Normalized Indoor Air Concentration in a Residential Building (Slab-on-Grade) due to Vapor Intrusion from Perched Water at VP-5 (Parcel 1) Whirlpool, Fort Smith, Arkansas

Chem Group	Chemical	CASRN	D_{air} (m^2/day)	D_{water} (m^2/day)	H (unitless)	D_{crack} (m^2/day)	D_{eff}^T (m^2/day)	α_{soil}	α_{slab}	α_{∞}	C_{bldg} (L-water/m^3)
VOC	Acetone	67-64-1	1.07E+00	9.85E-05	1.14E-03	1.68E-01	1.93E-02	1.09E-01	2.73E-03	2.99E-04	3.41E-04
VOC	Benzene	71-43-2	7.60E-01	8.47E-05	1.59E-01	1.19E-01	5.27E-04	3.34E-03	2.73E-03	9.13E-06	1.45E-03
VOC	Bromoform	75-25-2	1.29E-01	8.90E-05	1.34E-02	2.01E-02	1.59E-03	1.00E-02	2.73E-03	2.74E-05	3.66E-04
VOC	Bromomethane	74-83-9	6.29E-01	1.05E-04	2.01E-01	9.84E-02	4.84E-04	3.06E-03	2.73E-03	8.37E-06	1.68E-03
VOC	2-Butanone	78-93-3	6.98E-01	8.47E-05	2.00E-03	1.09E-01	9.88E-03	5.91E-02	2.73E-03	1.61E-04	3.23E-04
VOC	Carbon Disulfide	75-15-0	8.99E-01	8.64E-05	9.26E-01	1.41E-01	1.82E-04	1.15E-03	2.73E-03	3.15E-06	2.92E-03
VOC	Chloroform	67-66-3	8.99E-01	8.64E-05	1.07E-01	1.41E-01	7.25E-04	4.59E-03	2.73E-03	1.25E-05	1.35E-03
VOC	2-Hexanone	591-78-6	7.45E-01	7.57E-05	3.23E-03	1.17E-01	6.19E-03	3.78E-02	2.73E-03	1.03E-04	3.34E-04
VOC	4-Methyl-2-pentanone	108-10-1	6.48E-01	6.74E-05	4.71E-03	1.01E-01	4.12E-03	2.55E-02	2.73E-03	6.97E-05	3.29E-04
VOC	Methylene Chloride	75-09-2	8.73E-01	1.01E-04	6.60E-02	1.37E-01	1.07E-03	6.73E-03	2.73E-03	1.84E-05	1.21E-03
VOC	Toluene	108-88-3	7.52E-01	7.43E-05	1.80E-01	1.18E-01	4.47E-04	2.83E-03	2.73E-03	7.74E-06	1.40E-03
VOC	Trichloroethene	79-01-6	6.83E-01	7.86E-05	2.88E-01	1.07E-01	3.33E-04	2.11E-03	2.73E-03	5.76E-06	1.66E-03

Notes:	Crack Soil and Building Characteristics			Crack Soil
	SCS Soil texture class			Sand
	Bulk density	kg/L	ρ_b	1.66
	Total porosity	L/L-soil	θ_T	0.375
	Water-filled porosity	L/L-soil	θ_w	0.057
	Air-filled porosity	L/L-soil	θ_a	0.318
	Residual saturation	L/L-soil	θ_r	0.053
	Hydraulic conductivity	cm/s	K	7.4E-03
	Dynamic viscosity of water	g/cm-s	μ_w	0.01307
	Density of water	g/cm^3	ρ_w	1.0
	Gravitational acceleration	cm/s^2	g	980.7
	Intrinsic permeability	cm^2	k	9.9E-08
	Relative saturation	unitless	S_e	0.012
	van Genuchten N	unitless	N	3.177
	van Genuchten M	unitless	M	0.685
	Relative air permeability	unitless	k_{rg}	0.992
	Permeability to vapor	cm^2	k_v	9.84E-08
	Distance from building foundation to source	m	$L_{T\text{-}gw}$	2.19
	Bldg foundation thickness	m	L_{crack}	0.1
	Bldg foundation length	m		10.00
	Bldg foundation width	m		10.00
	Bldg occupied height	m		2.44
	Bldg occupied volume	m^3		244.00
	Occupied depth below ground	m		0.0
	Bldg area for vapor intrusion	m^2	A_B	100.0
	Ratio of A_{crack} to A_B		η	4E-04
	Area of cracks	m^2	A_{crack}	4E-02
	Air exchange rate	$hour^{-1}$	ach	0.45
	Building ventilation rate	m^3/day	Q_{bldg}	2.64E+03
	Pressure difference between outdoors-indoors	$kg/m\text{-}s^2$	ΔP	1.0
	Viscosity of air	kg/m-s	μ_a	1.8E-05
	Crack length (bldg perimeter)	m	X_{crack}	40
	Crack depth below ground	m	Z_{crack}	0.10
	Crack radius	m	r_{crack}	1E-03
	Soil gas flow rate into bldg	m^3/day	Q_{soil}	7.20

Indoor air concentrations resulting from groundwater vapor intrusion into a building are estimated using the relationships described by Johnson and Ettinger (Heuristic model for predicting the intrusion rate of contaminant vapors into buildings, 1991), which USEPA recommends for screening level calculations, as discussed in Appendix A, Section 3.3.1 of the ADEQ-approved Revised Risk Management Plan, which was used as the basis for the ADEQ Remedial Action Decision.

The effective diffusion term DeffT is calculated based on a silty clay soil, as discussed in Appendix A, Section 3.3.1 of the ADEQ-approved Revised Risk Management Program.

Attachment C.8: Cancer Risk and Hazard Index Calculations for Vapor Intrusion into a Residential Building (Slab-on-Grade) from Perched Water at VP-5 (Parcel 1) Whirlpool, Fort Smith, Arkansas

							Cancer				Noncancer	
Chem Group	**Chemical**	**CASRN**	**Carc Class**	**ADAF**	**C_{gw}** (mg/L)	**$C_{building}$** (mg/m^3)	**URF** (m^3/mg)	**f_{inh}**	**Risk**		**RfC** (mg/m^3)	**HQ**
VOC	Acetone	67-64-1	ID	N	1.41E-01	4.81E-05					3.1E+01	1.5E-06
VOC	Benzene	71-43-2	A	N	8.50E-04	1.23E-06	7.8E-03		4.0E-09		3.0E-02	3.9E-05
VOC	Bromoform	75-25-2	B2	N	7.90E-04	2.89E-07	1.1E-03		1.3E-10			
VOC	Bromomethane	74-83-9	ID	N	2.10E-03	3.53E-06					5.0E-03	6.8E-04
VOC	2-Butanone	78-93-3	ID	N	2.49E-02	8.03E-06					5.0E+00	1.5E-06
VOC	Carbon Disulfide	75-15-0		N	3.00E-04	8.76E-07					7.0E-01	1.2E-06
VOC	Chloroform	67-66-3	B2	N	3.90E-04	5.25E-07	2.3E-02		5.0E-09		5.0E-02	1.0E-05
VOC	2-Hexanone	591-78-6	ID	N	1.01E-02	3.38E-06					3.0E-02	1.1E-04
VOC	4-Methyl-2-pentanone	108-10-1	ID	N	2.40E-03	7.89E-07					3.0E+00	2.5E-07
VOC	Methylene Chloride	75-09-2	LC	Y	5.70E-04	6.91E-07	1.0E-05	1	7.2E-12		6.0E-01	1.1E-06
VOC	Toluene	108-88-3	ID	N	3.50E-04	4.89E-07					5.0E+00	9.4E-08
VOC	Trichloroethene	79-01-6	HC	Y	6.60E-04	1.10E-06	4.1E-03	0.2439	2.5E-09		2.0E-03	5.3E-04
							Cumulative Risk:		1E-08		**HI:**	1E-03
Note:												
f_{inh} is the fraction of the inhalation URF that USEPA identified as having a mutagenic mode of action.												
Only COCs detected in the 2nd Quarter 2016 water sample at VP-5 (Parcel 1) are shown.												
Risks were calculated assuming residential exposure to groundwater-derived vapors in indoor air for 24 hours per day and 350 days per year for 30 years.												

Attachment C.9: Soil Moisture Profile for Residential Building (Slab-on-Grade) at Soil Vapor Monitoring Point VP-6 (Parcel 1) Whirlpool, Fort Smith, Arkansas

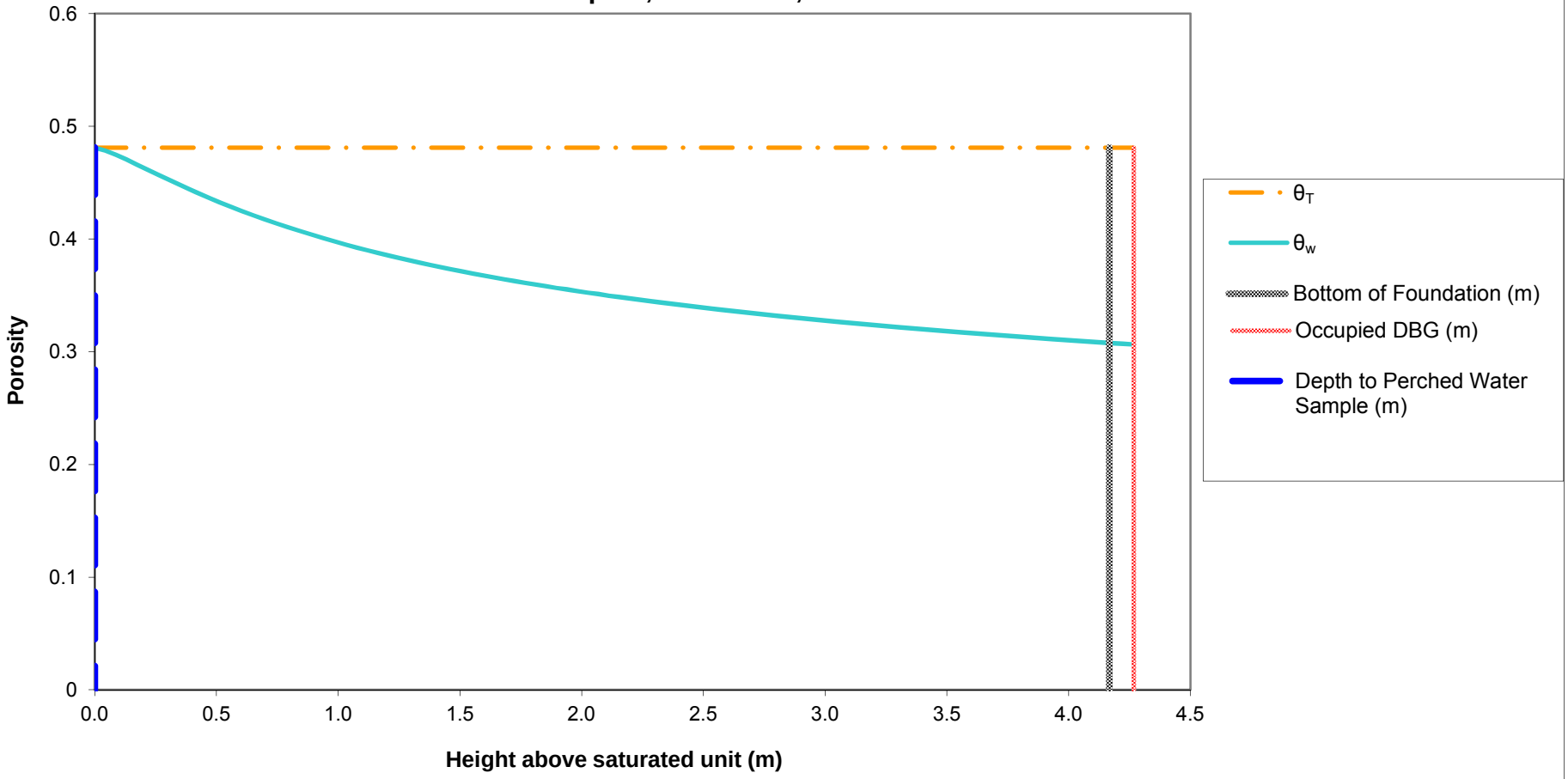

Notes:
The soil-water profile in the vadose zone is estimated using the van Genuchten soil-water retention equation with default water retention parameters appropriate for silt clay, as discussed in Appendix A, Section 3.3.1 of the ADEQ-approved Revised Risk Management Plan, which was used as the basis for the ADEQ Remedial Action Decision.

Attachment C.10: Normalized Indoor Air Concentration in a Residential Building (Slab-on-Grade) due to Vapor Intrusion from Perched Water at VP-6 (Parcel 1)
Whirlpool, Fort Smith, Arkansas

Chem Group	Chemical	CASRN	D_{air} (m^2/day)	D_{water} (m^2/day)	H (unitless)	D_{crack} (m^2/day)	D_{eff}^T (m^2/day)	α_{soil}	α_{slab}	α_∞	C_{bldg} (L-water/m^3)
VOC	Acetone	67-64-1	1.07E+00	9.85E-05	1.14E-03	1.73E-01	1.89E-02	5.92E-02	2.73E-03	1.62E-04	1.84E-04
VOC	Benzene	71-43-2	7.60E-01	8.47E-05	1.59E-01	1.23E-01	9.37E-04	3.11E-03	2.73E-03	8.50E-06	1.35E-03
VOC	2-Butanone	78-93-3	6.98E-01	8.47E-05	2.00E-03	1.13E-01	1.02E-02	3.28E-02	2.73E-03	8.95E-05	1.79E-04
VOC	Carbon Disulfide	75-15-0	8.99E-01	8.64E-05	9.26E-01	1.45E-01	3.41E-04	1.13E-03	2.73E-03	3.10E-06	2.87E-03
VOC	cis-1,2-Dichloroethene	156-59-2	6.36E-01	9.76E-05	1.19E-01	1.02E-01	1.11E-03	3.68E-03	2.73E-03	1.01E-05	1.19E-03
VOC	4-Methyl-2-pentanone	108-10-1	6.48E-01	6.74E-05	4.71E-03	1.04E-01	5.14E-03	1.68E-02	2.73E-03	4.60E-05	2.17E-04
VOC	Toluene	108-88-3	7.52E-01	7.43E-05	1.80E-01	1.21E-01	8.02E-04	2.67E-03	2.73E-03	7.29E-06	1.31E-03
VOC	Trichloroethene	79-01-6	6.83E-01	7.86E-05	2.88E-01	1.10E-01	6.04E-04	2.01E-03	2.73E-03	5.49E-06	1.58E-03

Notes:	Crack Soil and Building Characteristics			Crack Soil
	SCS Soil texture class			Sand
	Bulk density	kg/L	ρ_b	1.66
	Total porosity	L/L-soil	θ_T	0.375
	Water-filled porosity	L/L-soil	θ_w	0.054
	Air-filled porosity	L/L-soil	θ_a	0.321
	Residual saturation	L/L-soil	θ_r	0.053
	Hydraulic conductivity	cm/s	K	7.4E-03
	Dynamic viscosity of water	g/cm-s	μ_w	0.01307
	Density of water	g/cm^3	ρ_w	1.0
	Gravitational acceleration	cm/s^2	g	980.7
	Intrinsic permeability	cm^2	k	9.9E-08
	Relative saturation	unitless	S_e	0.003
	van Genuchten N	unitless	N	3.177
	van Genuchten M	unitless	M	0.685
	Relative air permeability	unitless	k_{rg}	0.998
	Permeability to vapor	cm^2	k_v	9.90E-08
	Distance from building foundation to source	m	L_{T-gw}	4.17
	Bldg foundation thickness	m	L_{crack}	0.1
	Bldg foundation length	m		10.00
	Bldg foundation width	m		10.00
	Bldg occupied height	m		2.44
	Bldg occupied volume	m^3		244.00
	Occupied depth below ground	m		0.0
	Bldg area for vapor intrusion	m^2	A_B	100.0
	Ratio of A_{crack} to A_B		η	4E-04
	Area of cracks	m^2	A_{crack}	4E-02
	Air exchange rate	$hour^{-1}$	ach	0.45
	Building ventilation rate	m^3/day	Q_{bldg}	2.64E+03
	Pressure difference between outdoors-indoors	$kg/m\text{-}s^2$	ΔP	1.0
	Viscosity of air	kg/m-s	μ_a	1.8E-05
	Crack length (bldg perimeter)	m	X_{crack}	40
	Crack depth below ground	m	Z_{crack}	0.10
	Crack radius	m	r_{crack}	1E-03
	Soil gas flow rate into bldg	m^3/day	Q_{soil}	7.20

Indoor air concentrations resulting from groundwater vapor intrusion into a building are estimated using the relationships described by Johnson and Ettinger (Heuristic model for predicting the intrusion rate of contaminant vapors into buildings, 1991), which USEPA recommends for screening level calculations, as discussed in Appendix A, Section 3.3.1 of the ADEQ-approved Revised Risk Management Plan, which was used as the basis for the ADEQ Remedial Action Decision.

The effective diffusion term DeffT is calculated based on a silty clay soil, as discussed in Appendix A, Section 3.3.1 of the ADEQ-approved Revised Risk Management Program.

Attachment C.11: Cancer Risk and Hazard Index Calculations for Vapor Intrusion into a Residential Building (Slab-on-Grade) from Perched Water at VP-6 (Parcel 1) Whirlpool, Fort Smith, Arkansas

							Cancer				Noncancer	
Chem Group	**Chemical**	**CASRN**	**Carc Class**	**ADAF**	**C_{gw}** (mg/L)	**$C_{building}$** (mg/m^3)	**URF** (m^3/mg)	**f_{inh}**	**Risk**		**RfC** (mg/m^3)	**HQ**
VOC	Acetone	67-64-1	ID	N	4.76E-02	8.77E-06					3.1E+01	2.7E-07
VOC	Benzene	71-43-2	A	N	9.80E-04	1.32E-06	7.8E-03		4.2E-09		3.0E-02	4.2E-05
VOC	2-Butanone	78-93-3	ID	N	7.50E-03	1.34E-06					5.0E+00	2.6E-07
VOC	Carbon Disulfide	75-15-0		N	4.90E-04	1.41E-06					7.0E-01	1.9E-06
VOC	cis-1,2-Dichloroethene	156-59-2	ID	N	1.70E-04	2.03E-07						
VOC	4-Methyl-2-pentanone	108-10-1	ID	N	7.40E-04	1.60E-07					3.0E+00	5.1E-08
VOC	Toluene	108-88-3	ID	N	3.20E-04	4.21E-07					5.0E+00	8.1E-08
VOC	Trichloroethene	79-01-6	HC	Y	7.80E-04	1.23E-06	4.1E-03	0.2439	2.9E-09		2.0E-03	5.9E-04
							Cumulative Risk:		7E-09		**HI:**	6E-04
Note:												
f_{inh} is the fraction of the inhalation URF that USEPA identified as having a mutagenic mode of action.												
Only COCs detected in the 2nd Quarter 2016 water sample at VP-6 (Parcel 1) are shown.												
Risks were calculated assuming residential exposure to groundwater-derived vapors in indoor air for 24 hours per day and 350 days per year for 30 years.												

Attachment C.12: Soil Moisture Profile for Residential Building (Slab-on-Grade) at Soil Vapor Monitoring Point VP-7 (Parcel 2) Whirlpool, Fort Smith, Arkansas

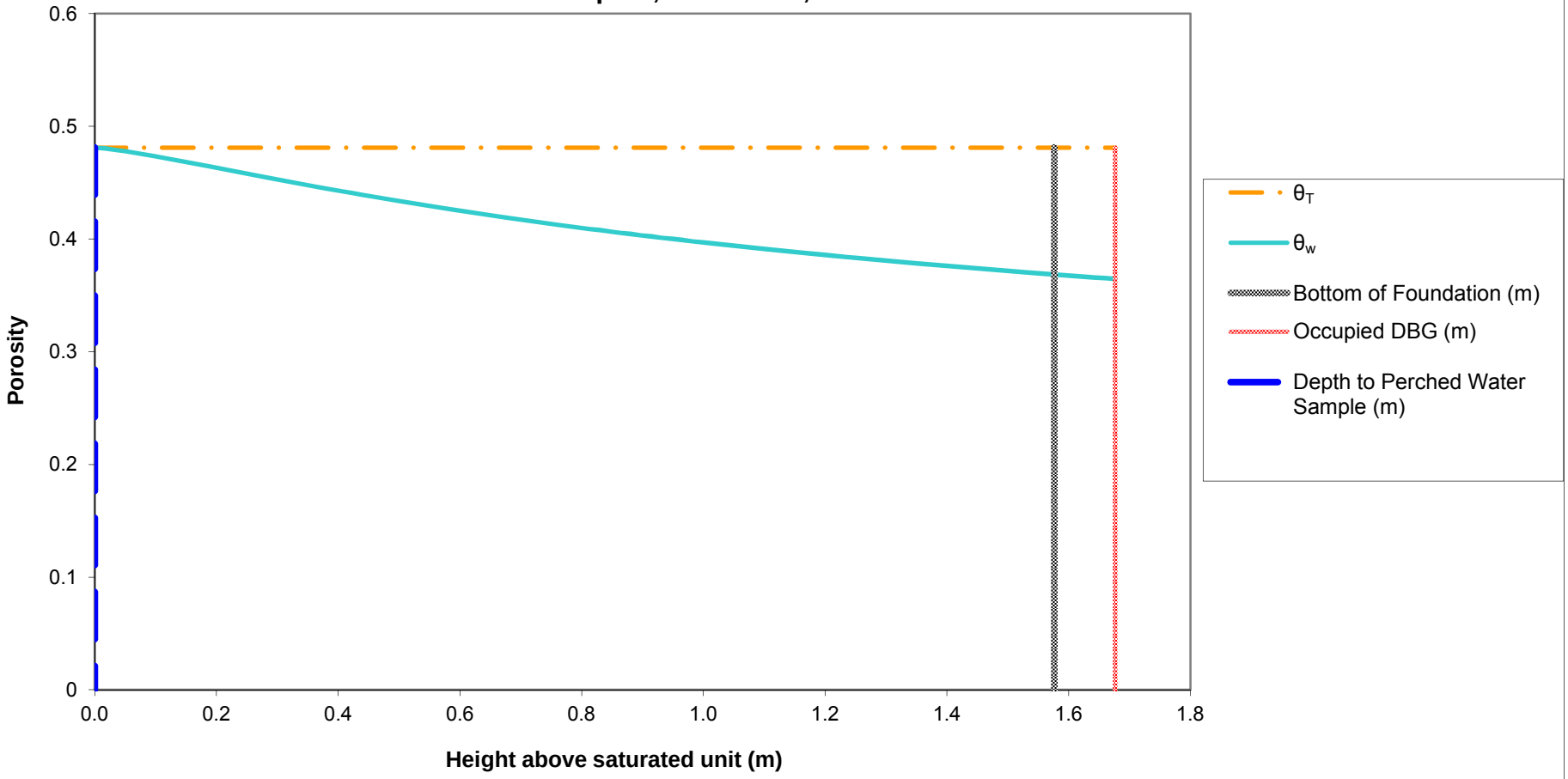

Notes:
The soil-water profile in the vadose zone is estimated using the van Genuchten soil-water retention equation with default water retention parameters appropriate for silt clay, as discussed in Appendix A, Section 3.3.1 of the ADEQ-approved Revised Risk Management Plan, which was used as the basis for the ADEQ Remedial Action Decision.

Attachment C.13: Normalized Indoor Air Concentration in a Residential Building (Slab-on-Grade) due to Vapor Intrusion from Perched Water at VP-7 (Parcel 2) Whirlpool, Fort Smith, Arkansas

Chem Group	Chemical	CASRN	D_{air} (m^2/day)	D_{water} (m^2/day)	H (unitless)	D_{crack} (m^2/day)	D_{eff}^T (m^2/day)	α_{soil}	α_{slab}	α_{∞}	C_{bldg} (L-water/m^3)
VOC	Acetone	67-64-1	1.07E+00	9.85E-05	1.14E-03	1.61E-01	2.07E-02	1.54E-01	2.73E-03	4.21E-04	4.80E-04
VOC	Benzene	71-43-2	7.60E-01	8.47E-05	1.59E-01	1.14E-01	4.01E-04	3.52E-03	2.73E-03	9.63E-06	1.53E-03
VOC	2-Butanone	78-93-3	6.98E-01	8.47E-05	2.00E-03	1.05E-01	1.04E-02	8.37E-02	2.73E-03	2.29E-04	4.57E-04
VOC	4-Methyl-2-pentanone	108-10-1	6.48E-01	6.74E-05	4.71E-03	9.74E-02	3.96E-03	3.37E-02	2.73E-03	9.21E-05	4.34E-04
Notes:	**Crack Soil and Building Characteristics**			**Crack Soil**							
	SCS Soil texture class			Sand							
	Bulk density	kg/L	ρ_b	1.66							
	Total porosity	L/L-soil	θ_T	0.375							
	Water-filled porosity	L/L-soil	θ_w	0.061							
	Air-filled porosity	L/L-soil	θ_a	0.314							
	Residual saturation	L/L-soil	θ_r	0.053							
	Hydraulic conductivity	cm/s	K	7.4E-03							
	Dynamic viscosity of water	g/cm-s	μ_w	0.01307							
	Density of water	g/cm^3	ρ_w	1.0							
	Gravitational acceleration	cm/s^2	g	980.7							
	Intrinsic permeability	cm^2	k	9.9E-08							
	Relative saturation	unitless	S_e	0.023							
	van Genuchten N	unitless	N	3.177							
	van Genuchten M	unitless	M	0.685							
	Relative air permeability	unitless	k_{rg}	0.983							
	Permeability to vapor	cm^2	k_v	9.74E-08							
	Distance from building foundation to source	m	L_{T-gw}	1.58							
	Bldg foundation thickness	m	L_{crack}	0.1							
	Bldg foundation length	m		10.00							
	Bldg foundation width	m		10.00							
	Bldg occupied height	m		2.44							
	Bldg occupied volume	m^3		244.00							
	Occupied depth below ground	m		0.0							
	Bldg area for vapor intrusion	m^2	A_B	100.0							
	Ratio of A_{crack} to A_B		η	4E-04							
	Area of cracks	m^2	A_{crack}	4E-02							
	Air exchange rate	$hour^{-1}$	ach	0.45							
	Building ventilation rate	m^3/day	Q_{bldg}	2.64E+03							
	Pressure difference between outdoors-indoors	$kg/m-s^2$	ΔP	1.0							
	Viscosity of air	kg/m-s	μ_a	1.8E-05							
	Crack length (bldg perimeter)	m	X_{crack}	40							
	Crack depth below ground	m	Z_{crack}	0.10							
	Crack radius	m	r_{crack}	1E-03							
	Soil gas flow rate into bldg	m^3/day	Q_{soil}	7.20							
	Indoor air concentrations resulting from groundwater vapor intrusion into a building are estimated using the relationships described by Johnson and Ettinger (Heuristic model for predicting the intrusion rate of contaminant vapors into buildings, 1991), which USEPA recommends for screening level calculations, as discussed in Appendix A, Section 3.3.1 of the ADEQ-approved Revised Risk Management Plan, which was used as the basis for the ADEQ Remedial Action Decision.										
	The effective diffusion term DeffT is calculated based on a silty clay soil, as discussed in Appendix A, Section 3.3.1 of the ADEQ-approved Revised Risk Management Program.										

Attachment C.14: Cancer Risk and Hazard Index Calculations for Vapor Intrusion into a Residential Building (Slab-on-Grade) from Perched Water at VP-7 (Parcel 2) Whirlpool, Fort Smith, Arkansas

							Cancer				Noncancer	
Chem Group	**Chemical**	**CASRN**	**Carc Class**	**ADAF**	**C_{gw}** (mg/L)	**$C_{building}$** (mg/m^3)	**URF** (m^3/mg)	**f_{inh}**	**Risk**		**RfC** (mg/m^3)	**HQ**
VOC	Acetone	67-64-1	ID	N	3.90E-02	1.87E-05					3.1E+01	5.8E-07
VOC	Benzene	71-43-2	A	N	3.40E-04	5.20E-07	7.8E-03		1.7E-09		3.0E-02	1.7E-05
VOC	2-Butanone	78-93-3	ID	N	5.70E-03	2.60E-06					5.0E+00	5.0E-07
VOC	4-Methyl-2-pentanone	108-10-1	ID	N	1.80E-03	7.81E-07					3.0E+00	2.5E-07
							Cumulative Risk:		2E-09		**HI:**	2E-05
Note:												
f_{inh} is the fraction of the inhalation URF that USEPA identified as having a mutagenic mode of action.												
Only COCs detected in the 2nd Quarter 2016 water sample at VP-7 (Parcel 2) are shown.												
Risks were calculated assuming residential exposure to groundwater-derived vapors in indoor air for 24 hours per day and 350 days per year for 30 years.												

Attachment C.15: Soil Moisture Profile for Residential Building (Slab-on-Grade) at Soil Vapor Monitoring Point VP-8 (Parcel 2) Whirlpool, Fort Smith, Arkansas

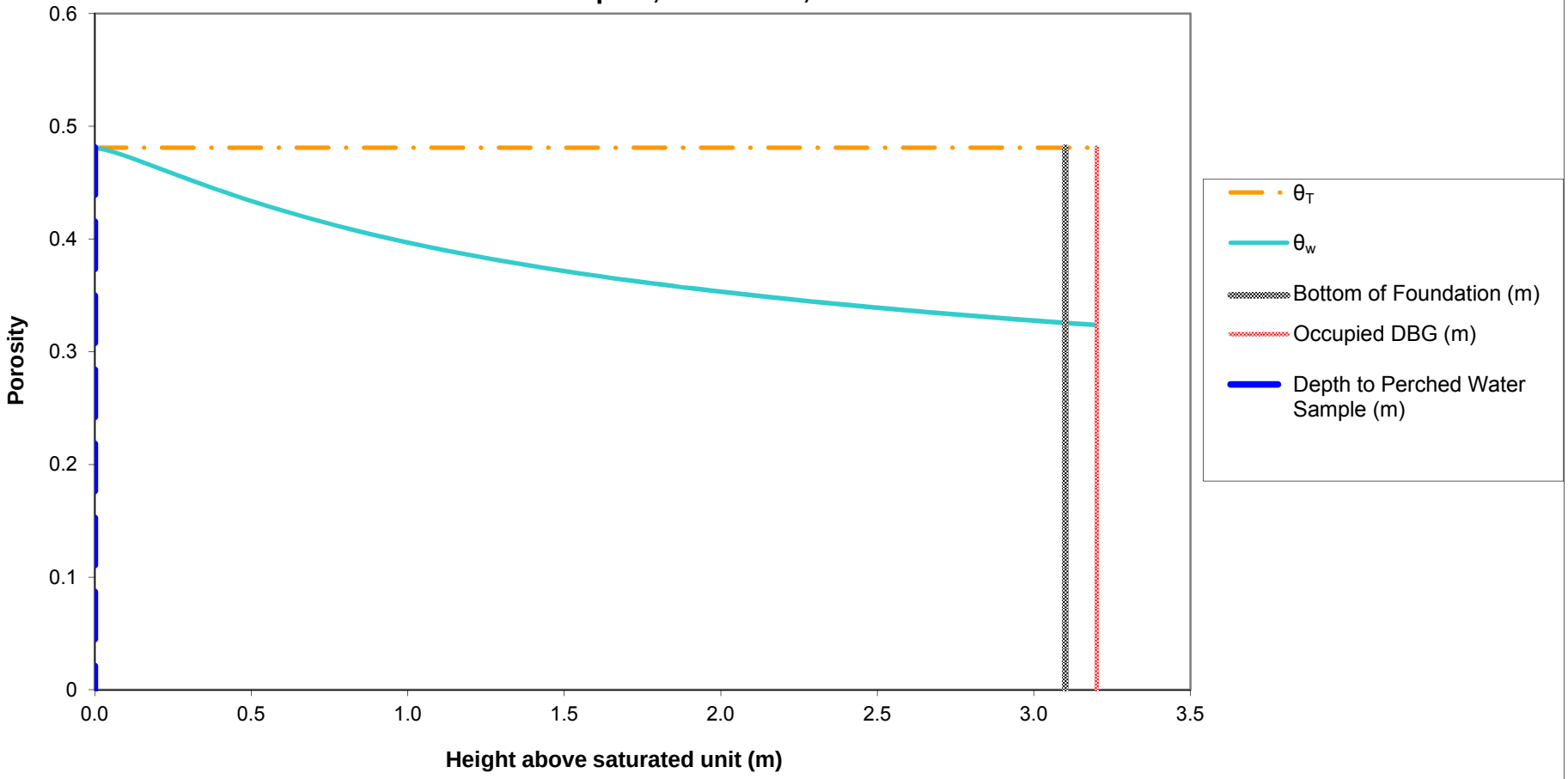

Notes:
The soil-water profile in the vadose zone is estimated using the van Genuchten soil-water retention equation with default water retention parameters appropriate for silt clay, as discussed in Appendix A, Section 3.3.1 of the ADEQ-approved Revised Risk Management Plan, which was used as the basis for the ADEQ Remedial Action Decision.

Attachment C.16: Normalized Indoor Air Concentration in a Residential Building (Slab-on-Grade) due to Vapor Intrusion from Perched Water at VP-8 (Parcel 2) Whirlpool, Fort Smith, Arkansas

Chem Group	Chemical	CASRN	D_{air} (m^2/day)	D_{water} (m^2/day)	H (unitless)	D_{crack} (m^2/day)	D_{eff}^T (m^2/day)	α_{soil}	α_{slab}	α_{∞}	C_{bldg} (L-water/m^3)
VOC	Acetone	67-64-1	1.07E+00	9.85E-05	1.14E-03	1.71E-01	1.87E-02	7.73E-02	2.73E-03	2.11E-04	2.41E-04
VOC	Benzene	71-43-2	7.60E-01	8.47E-05	1.59E-01	1.21E-01	7.17E-04	3.20E-03	2.73E-03	8.74E-06	1.39E-03
VOC	2-Butanone	78-93-3	6.98E-01	8.47E-05	2.00E-03	1.12E-01	9.82E-03	4.21E-02	2.73E-03	1.15E-04	2.30E-04
VOC	2-Hexanone	591-78-6	7.45E-01	7.57E-05	3.23E-03	1.19E-01	6.59E-03	2.87E-02	2.73E-03	7.83E-05	2.53E-04
VOC	4-Methyl-2-pentanone	108-10-1	6.48E-01	6.74E-05	4.71E-03	1.04E-01	4.55E-03	2.00E-02	2.73E-03	5.46E-05	2.57E-04
VOC	Toluene	108-88-3	7.52E-01	7.43E-05	1.80E-01	1.20E-01	6.11E-04	2.73E-03	2.73E-03	7.46E-06	1.35E-03
VOC	Trichloroethene	79-01-6	6.83E-01	7.86E-05	2.88E-01	1.09E-01	4.58E-04	2.05E-03	2.73E-03	5.59E-06	1.61E-03
VOC	Vinyl Chloride	75-01-4	9.16E-01	1.06E-04	9.00E-01	1.46E-01	2.99E-04	1.34E-03	2.73E-03	3.66E-06	3.29E-03
Notes:	**Crack Soil and Building Characteristics**			**Crack Soil**							
	SCS Soil texture class			Sand							
	Bulk density	kg/L	ρ_b	1.66							
	Total porosity	L/L-soil	θ_T	0.375							
	Water-filled porosity	L/L-soil	θ_w	0.055							
	Air-filled porosity	L/L-soil	θ_a	0.320							
	Residual saturation	L/L-soil	θ_r	0.053							
	Hydraulic conductivity	cm/s	K	7.4E-03							
	Dynamic viscosity of water	g/cm-s	μ_w	0.01307							
	Density of water	g/cm^3	ρ_w	1.0							
	Gravitational acceleration	cm/s^2	g	980.7							
	Intrinsic permeability	cm^2	k	9.9E-08							
	Relative saturation	unitless	S_e	0.005							
	van Genuchten N	unitless	N	3.177							
	van Genuchten M	unitless	M	0.685							
	Relative air permeability	unitless	k_{rg}	0.997							
	Permeability to vapor	cm^2	k_v	9.88E-08							
	Distance from building foundation to source	m	L_{T-gw}	3.10							
	Bldg foundation thickness	m	L_{crack}	0.1							
	Bldg foundation length	m		10.00							
	Bldg foundation width	m		10.00							
	Bldg occupied height	m		2.44							
	Bldg occupied volume	m^3		244.00							
	Occupied depth below ground	m		0.0							
	Bldg area for vapor intrusion	m^2	A_B	100.0							
	Ratio of A_{crack} to A_B		η	4E-04							
	Area of cracks	m^2	A_{crack}	4E-02							
	Air exchange rate	$hour^{-1}$	ach	0.45							
	Building ventilation rate	m^3/day	Q_{bldg}	2.64E+03							
	Pressure difference between outdoors-indoors	$kg/m\text{-}s^2$	ΔP	1.0							
	Viscosity of air	kg/m-s	μ_a	1.8E-05							
	Crack length (bldg perimeter)	m	X_{crack}	40							
	Crack depth below ground	m	Z_{crack}	0.10							
	Crack radius	m	r_{crack}	1E-03							
	Soil gas flow rate into bldg	m^3/day	Q_{soil}	7.20							
	Indoor air concentrations resulting from groundwater vapor intrusion into a building are estimated using the relationships described by Johnson and Ettinger (Heuristic model for predicting the intrusion rate of contaminant vapors into buildings, 1991), which USEPA recommends for screening level calculations, as discussed in Appendix A, Section 3.3.1 of the ADEQ-approved Revised Risk Management Plan, which was used as the basis for the ADEQ Remedial Action Decision.										
	The effective diffusion term DeffT is calculated based on a silty clay soil, as discussed in Appendix A, Section 3.3.1 of the ADEQ-approved Revised Risk Management Program.										

Attachment C.17: Cancer Risk and Hazard Index Calculations for Vapor Intrusion into a Residential Building (Slab-on-Grade) from Perched Water at VP-8 (Parcel 2) Whirlpool, Fort Smith, Arkansas

							Cancer				Noncancer	
Chem Group	**Chemical**	**CASRN**	**Carc Class**	**ADAF**	**C_{gw}** (mg/L)	**$C_{building}$** (mg/m^3)	**URF** (m^3/mg)	**f_{inh}**	**Risk**		**RfC** (mg/m^3)	**HQ**
VOC	Acetone	67-64-1	ID	N	1.44E-01	3.47E-05					3.1E+01	1.1E-06
VOC	Benzene	71-43-2	A	N	6.20E-04	8.61E-07	7.8E-03		2.8E-09		3.0E-02	2.8E-05
VOC	2-Butanone	78-93-3	ID	N	2.49E-02	5.73E-06					5.0E+00	1.1E-06
VOC	2-Hexanone	591-78-6	ID	N	6.30E-03	1.60E-06					3.0E-02	5.1E-05
VOC	4-Methyl-2-pentanone	108-10-1	ID	N	8.60E-04	2.21E-07					3.0E+00	7.1E-08
VOC	Toluene	108-88-3	ID	N	3.70E-04	4.98E-07					5.0E+00	9.5E-08
VOC	Trichloroethene	79-01-6	HC	Y	3.80E-03	6.12E-06	4.1E-03	0.2439	1.4E-08		2.0E-03	2.9E-03
VOC	Vinyl Chloride	75-01-4	A	N	1.50E-04	4.94E-07	4.4E-03		3.1E-09		1.0E-01	4.7E-06
							Cumulative Risk:		2E-08		**HI:**	3E-03
Note:												
f_{inh} is the fraction of the inhalation URF that USEPA identified as having a mutagenic mode of action.												
Only COCs detected in the 2nd Quarter 2016 water sample at VP-8 (Parcel 2) are shown.												
Risks were calculated assuming residential exposure to groundwater-derived vapors in indoor air for 24 hours per day and 350 days per year for 30 years.												

Attachment C.18: Soil Moisture Profile for Residential Building (Slab-on-Grade) at Soil Vapor Monitoring Point VP-10 (Parcel 3) Whirlpool, Fort Smith, Arkansas

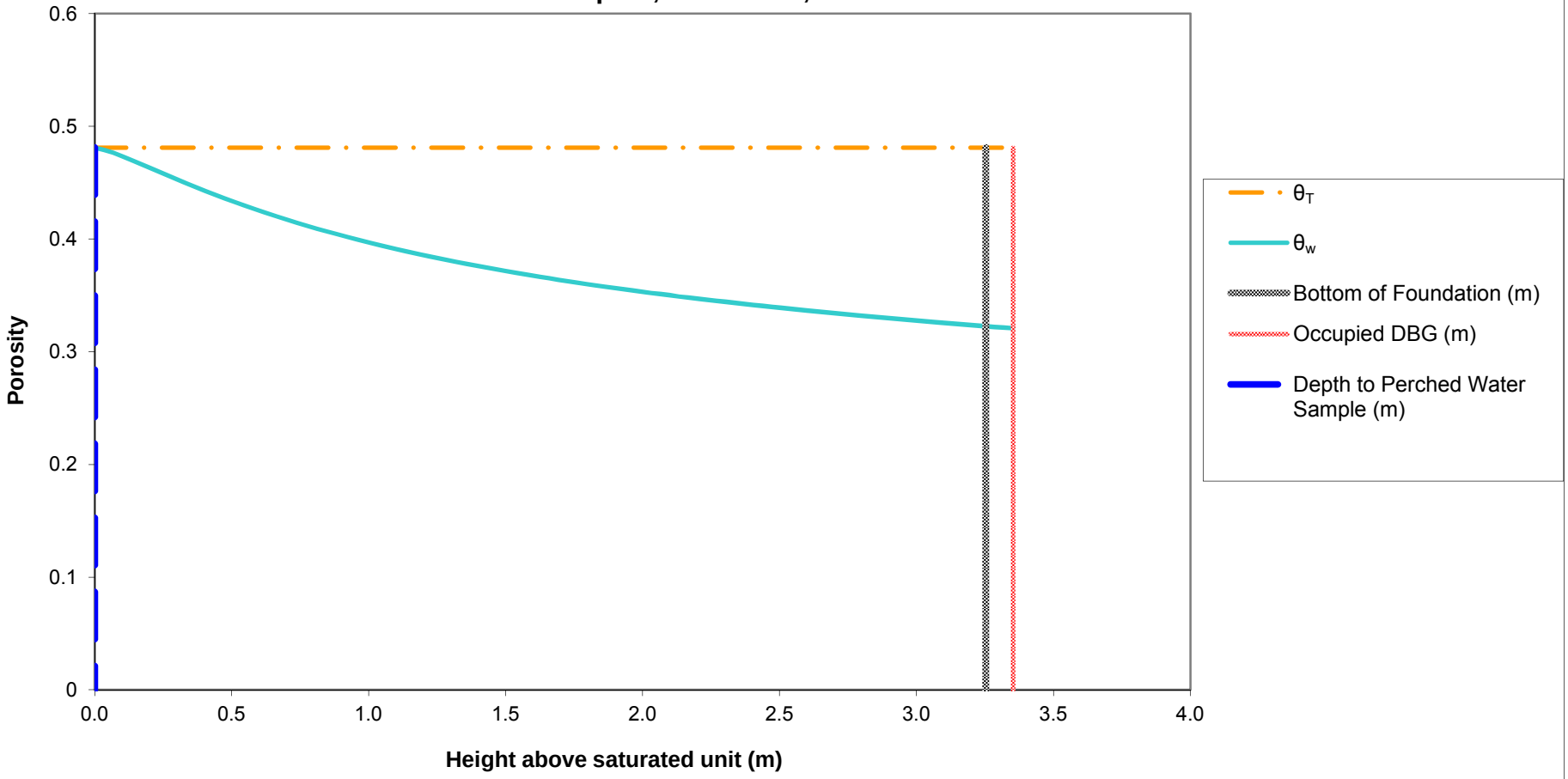

Notes:
The soil-water profile in the vadose zone is estimated using the van Genuchten soil-water retention equation with default water retention parameters appropriate for silt clay, as discussed in Appendix A, Section 3.3.1 of the ADEQ-approved Revised Risk Management Plan, which was used as the basis for the ADEQ Remedial Action Decision.

Attachment C.19: Normalized Indoor Air Concentration in a Residential Building (Slab-on-Grade) due to Vapor Intrusion from Perched Water at VP-10 (Parcel 3) Whirlpool, Fort Smith, Arkansas

Chem Group	Chemical	CASRN	D_{air} (m^2/day)	D_{water} (m^2/day)	H (unitless)	D_{crack} (m^2/day)	D_{eff}^T (m^2/day)	α_{soil}	α_{slab}	α_{∞}	C_{bldg} (L-water/m^3)
VOC	Benzene	71-43-2	7.60E-01	8.47E-05	1.59E-01	1.22E-01	7.54E-04	3.21E-03	2.73E-03	8.77E-06	1.39E-03
VOC	Carbon Disulfide	75-15-0	8.99E-01	8.64E-05	9.26E-01	1.44E-01	2.69E-04	1.15E-03	2.73E-03	3.14E-06	2.90E-03
VOC	Chloroform	67-66-3	8.99E-01	8.64E-05	1.07E-01	1.44E-01	1.03E-03	4.38E-03	2.73E-03	1.20E-05	1.28E-03
VOC	1,1-Dichloroethene	75-35-4	7.78E-01	8.99E-05	8.10E-01	1.25E-01	2.87E-04	1.22E-03	2.73E-03	3.34E-06	2.71E-03
VOC	cis-1,2-Dichloroethene	156-59-2	6.36E-01	9.76E-05	1.19E-01	1.02E-01	9.03E-04	3.84E-03	2.73E-03	1.05E-05	1.24E-03
VOC	trans-1,2-Dichloroethene	156-60-5	6.11E-01	1.03E-04	2.81E-01	9.78E-02	5.51E-04	2.35E-03	2.73E-03	6.41E-06	1.81E-03
VOC	Toluene	108-88-3	7.52E-01	7.43E-05	1.80E-01	1.20E-01	6.43E-04	2.74E-03	2.73E-03	7.49E-06	1.35E-03
VOC	Trichloroethene	79-01-6	6.83E-01	7.86E-05	2.88E-01	1.09E-01	4.82E-04	2.06E-03	2.73E-03	5.62E-06	1.62E-03
VOC	Vinyl Chloride	75-01-4	9.16E-01	1.06E-04	9.00E-01	1.47E-01	3.16E-04	1.35E-03	2.73E-03	3.68E-06	3.31E-03
Notes:	**Crack Soil and Building Characteristics**			**Crack Soil**							
	SCS Soil texture class			Sand							
	Bulk density	kg/L	ρ_b	1.66							
	Total porosity	L/L-soil	θ_T	0.375							
	Water-filled porosity	L/L-soil	θ_w	0.055							
	Air-filled porosity	L/L-soil	θ_a	0.320							
	Residual saturation	L/L-soil	θ_r	0.053							
	Hydraulic conductivity	cm/s	K	7.4E-03							
	Dynamic viscosity of water	g/cm-s	μ_w	0.01307							
	Density of water	g/cm^3	ρ_w	1.0							
	Gravitational acceleration	cm/s^2	g	980.7							
	Intrinsic permeability	cm^2	k	9.9E-08							
	Relative saturation	unitless	S_e	0.005							
	van Genuchten N	unitless	N	3.177							
	van Genuchten M	unitless	M	0.685							
	Relative air permeability	unitless	k_{rg}	0.997							
	Permeability to vapor	cm^2	k_v	9.89E-08							
	Distance from building foundation to source	m	L_{T-gw}	3.25							
	Bldg foundation thickness	m	L_{crack}	0.1							
	Bldg foundation length	m		10.00							
	Bldg foundation width	m		10.00							
	Bldg occupied height	m		2.44							
	Bldg occupied volume	m^3		244.00							
	Occupied depth below ground	m		0.0							
	Bldg area for vapor intrusion	m^2	A_B	100.0							
	Ratio of A_{crack} to A_B		η	4E-04							
	Area of cracks	m^2	A_{crack}	4E-02							
	Air exchange rate	$hour^{-1}$	ach	0.45							
	Building ventilation rate	m^3/day	Q_{bldg}	2.64E+03							
	Pressure difference between outdoors-indoors	$kg/m\text{-}s^2$	ΔP	1.0							
	Viscosity of air	kg/m-s	μ_a	1.8E-05							
	Crack length (bldg perimeter)	m	X_{crack}	40							
	Crack depth below ground	m	Z_{crack}	0.10							
	Crack radius	m	r_{crack}	1E-03							
	Soil gas flow rate into bldg	m^3/day	Q_{soil}	7.20							
	Indoor air concentrations resulting from groundwater vapor intrusion into a building are estimated using the relationships described by Johnson and Ettinger (Heuristic model for predicting the intrusion rate of contaminant vapors into buildings, 1991), which USEPA recommends for screening level calculations, as discussed in Appendix A, Section 3.3.1 of the ADEQ-approved Revised Risk Management Plan, which was used as the basis for the ADEQ Remedial Action Decision.										
	The effective diffusion term DeffT is calculated based on a silty clay soil, as discussed in Appendix A, Section 3.3.1 of the ADEQ-approved Revised Risk Management Program.										

Attachment C.20: Cancer Risk and Hazard Index Calculations for Vapor Intrusion into a Residential Building (Slab-on-Grade) from Perched Water at VP-10 (Parcel 3) Whirlpool, Fort Smith, Arkansas

							Cancer				Noncancer	
Chem Group	**Chemical**	**CASRN**	**Carc Class**	**ADAF**	**C_{gw}** (mg/L)	**$C_{building}$** (mg/m^3)	**URF** (m^3/mg)	**f_{inh}**	**Risk**		**RfC** (mg/m^3)	**HQ**
VOC	Benzene	71-43-2	A	N	2.30E-04	3.20E-07	7.8E-03		1.0E-09		3.0E-02	1.0E-05
VOC	Carbon Disulfide	75-15-0		N	3.50E-04	1.02E-06					7.0E-01	1.4E-06
VOC	Chloroform	67-66-3	B2	N	1.90E-03	2.44E-06	2.3E-02		2.3E-08		5.0E-02	4.7E-05
VOC	1,1-Dichloroethene	75-35-4	C	N	1.50E-03	4.06E-06					2.0E-01	1.9E-05
VOC	cis-1,2-Dichloroethene	156-59-2	ID	N	1.31E-02	1.63E-05						
VOC	trans-1,2-Dichloroethene	156-60-5	ID	N	2.40E-04	4.33E-07						
VOC	Toluene	108-88-3	ID	N	3.10E-04	4.19E-07					5.0E+00	8.0E-08
VOC	Trichloroethene	79-01-6	HC	Y	3.76E-01	6.09E-04	4.1E-03	0.2439	1.4E-06		2.0E-03	2.9E-01
VOC	Vinyl Chloride	75-01-4	A	N	3.00E-04	9.94E-07	4.4E-03		6.2E-09		1.0E-01	9.5E-06
							Cumulative Risk:		1E-06		**HI:**	3E-01
Note:												
f_{inh} is the fraction of the inhalation URF that USEPA identified as having a mutagenic mode of action.												
Only COCs detected in the 2nd Quarter 2016 water sample at VP-10 (Parcel 3) are shown.												
Risks were calculated assuming residential exposure to groundwater-derived vapors in indoor air for 24 hours per day and 350 days per year for 30 years.												

Attachment C.21: Soil Moisture Profile for Residential Building (Slab-on-Grade) at Groundwater Monitoring Well MW-176 (Parcel 3) Whirlpool, Fort Smith, Arkansas

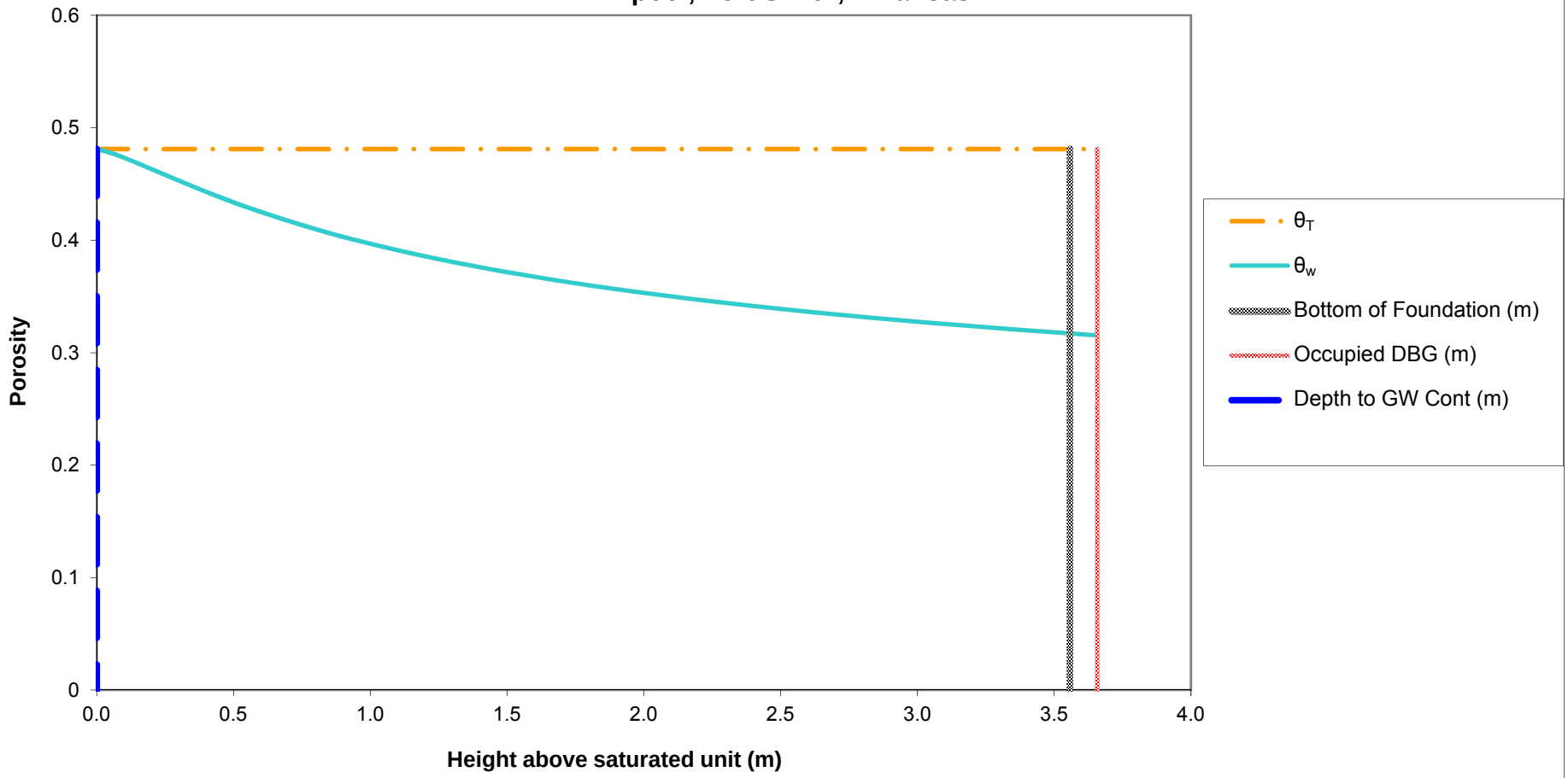

Notes:
The soil-water profile in the vadose zone is estimated using the van Genuchten soil-water retention equation with default water retention parameters appropriate for silt clay, as discussed in Appendix A, Section 3.3.1 of the ADEQ-approved Revised Risk Management Plan, which was used as the basis for the ADEQ Remedial Action Decision.

Attachment C.22: Normalized Indoor Air Concentration in a Residential Building (Slab-on-Grade) due to Vapor Intrusion from Groundwater at MW-176 (Parcel 3) Whirlpool, Fort Smith, Arkansas

Chem Group	Chemical	CASRN	D_{air} (m^2/day)	D_{water} (m^2/day)	H (unitless)	D_{crack} (m^2/day)	D_{eff}^T (m^2/day)	α_{soil}	α_{slab}	α_{∞}	C_{bldg} (L-water/m^3)
VOC	1,1-Dichloroethene	75-35-4	7.78E-01	8.99E-05	8.10E-01	1.25E-01	3.12E-04	1.22E-03	2.73E-03	3.32E-06	2.69E-03
VOC	cis-1,2-Dichloroethene	156-59-2	6.36E-01	9.76E-05	1.19E-01	1.02E-01	9.72E-04	3.78E-03	2.73E-03	1.03E-05	1.22E-03
VOC	trans-1,2-Dichloroethene	156-60-5	6.11E-01	1.03E-04	2.81E-01	9.81E-02	5.96E-04	2.32E-03	2.73E-03	6.35E-06	1.79E-03
VOC	Trichloroethene	79-01-6	6.83E-01	7.86E-05	2.88E-01	1.10E-01	5.23E-04	2.04E-03	2.73E-03	5.57E-06	1.60E-03
VOC	Vinyl Chloride	75-01-4	9.16E-01	1.06E-04	9.00E-01	1.47E-01	3.44E-04	1.34E-03	2.73E-03	3.66E-06	3.30E-03
Notes:	**Crack Soil and Building Characteristics**			**Crack Soil**							
	SCS Soil texture class			Sand							
	Bulk density	kg/L	ρ_b	1.66							
	Total porosity	L/L-soil	θ_T	0.375							
	Water-filled porosity	L/L-soil	θ_w	0.054							
	Air-filled porosity	L/L-soil	θ_a	0.321							
	Residual saturation	L/L-soil	θ_r	0.053							
	Hydraulic conductivity	cm/s	K	7.4E-03							
	Dynamic viscosity of water	g/cm-s	μ_w	0.01307							
	Density of water	g/cm^3	ρ_w	1.0							
	Gravitational acceleration	cm/s^2	g	980.7							
	Intrinsic permeability	cm^2	k	9.9E-08							
	Relative saturation	unitless	S_e	0.004							
	van Genuchten N	unitless	N	3.177							
	van Genuchten M	unitless	M	0.685							
	Relative air permeability	unitless	k_{rg}	0.998							
	Permeability to vapor	cm^2	k_v	9.89E-08							
	Distance from building foundation to source	m	L_{T-gw}	3.56							
	Bldg foundation thickness	m	L_{crack}	0.1							
	Bldg foundation length	m		10.00							
	Bldg foundation width	m		10.00							
	Bldg occupied height	m		2.44							
	Bldg occupied volume	m^3		244.00							
	Occupied depth below ground	m		0.0							
	Bldg area for vapor intrusion	m^2	A_B	100.0							
	Ratio of A_{crack} to A_B		η	4E-04							
	Area of cracks	m^2	A_{crack}	4E-02							
	Air exchange rate	$hour^{-1}$	ach	0.45							
	Building ventilation rate	m^3/day	Q_{bldg}	2.64E+03							
	Pressure difference between outdoors-indoors	$kg/m\text{-}s^2$	ΔP	1.0							
	Viscosity of air	kg/m-s	μ_a	1.8E-05							
	Crack length (bldg perimeter)	m	X_{crack}	40							
	Crack depth below ground	m	Z_{crack}	0.10							
	Crack radius	m	r_{crack}	1E-03							
	Soil gas flow rate into bldg	m^3/day	Q_{soil}	7.20							
	Indoor air concentrations resulting from groundwater vapor intrusion into a building are estimated using the relationships described by Johnson and Ettinger (Heuristic model for predicting the intrusion rate of contaminant vapors into buildings, 1991), which USEPA recommends for screening level calculations, as discussed in Appendix A, Section 3.3.1 of the ADEQ-approved Revised Risk Management Plan, which was used as the basis for the ADEQ Remedial Action Decision.										
	The effective diffusion term DeffT is calculated based on a silty clay soil, as discussed in Appendix A, Section 3.3.1 of the ADEQ-approved Revised Risk Management Program.										

Attachment C.23: Cancer Risk and Hazard Index Calculations for Vapor Intrusion into a Residential Building (Slab-on-Grade) from Groundwater at MW-176 (Parcel 3) Whirlpool, Fort Smith, Arkansas

							Cancer				Noncancer	
Chem Group	**Chemical**	**CASRN**	**Carc Class**	**ADAF**	**C_{gw}** (mg/L)	**$C_{building}$** (mg/m^3)	**URF** (m^3/mg)	**f_{inh}**	**Risk**		**RfC** (mg/m^3)	**HQ**
VOC	1,1-Dichloroethene	75-35-4	C	N	3.30E-03	8.88E-06					2.0E-01	4.3E-05
VOC	cis-1,2-Dichloroethene	156-59-2	ID	N	9.37E-02	1.15E-04						
VOC	trans-1,2-Dichloroethene	156-60-5	ID	N	8.00E-04	1.43E-06						
VOC	Trichloroethene	79-01-6	HC	Y	3.89E-01	6.24E-04	4.1E-03	0.2439	1.4E-06		2.0E-03	3.0E-01
VOC	Vinyl Chloride	75-01-4	A	N	4.50E-04	1.48E-06	4.4E-03		9.2E-09		1.0E-01	1.4E-05
							Cumulative Risk:		1E-06		**HI:**	3E-01
Note:												
f_{inh} is the fraction of the inhalation URF that USEPA identified as having a mutagenic mode of action.												
Only COCs detected in the 2nd Quarter 2016 groundwater sample at MW-176 (Parcel 3) are shown.												
Risks were calculated assuming residential exposure to groundwater-derived vapors in indoor air for 24 hours per day and 350 days per year for 30 years.												

Attachment C.24: Soil Moisture Profile for Residential Building (Slab-on-Grade) at Groundwater Monitoring Well MW-71 (Parcel 4) Whirlpool, Fort Smith, Arkansas

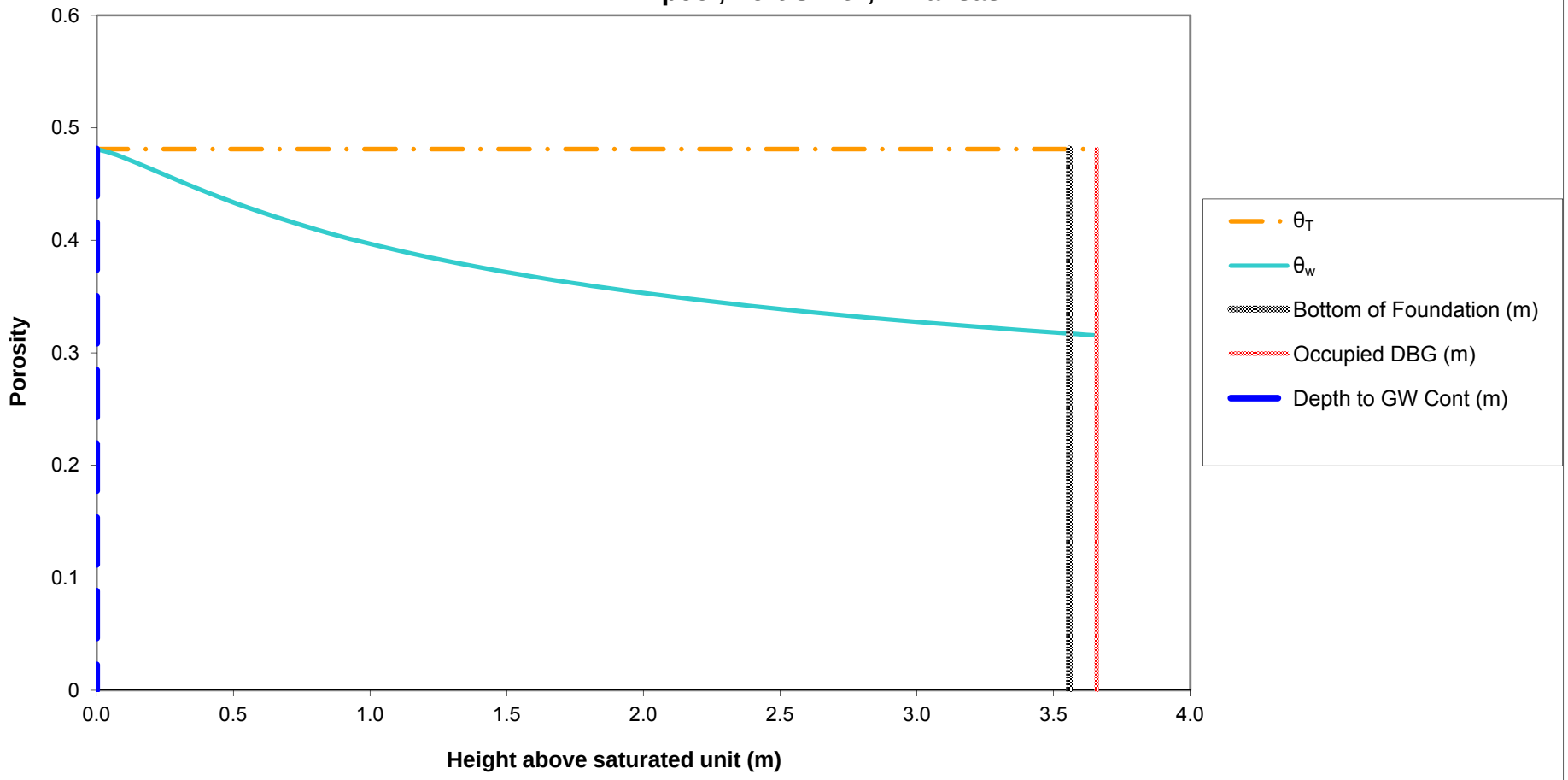

Notes:
The soil-water profile in the vadose zone is estimated using the van Genuchten soil-water retention equation with default water retention parameters appropriate for silt clay, as discussed in Appendix A, Section 3.3.1 of the ADEQ-approved Revised Risk Management Plan, which was used as the basis for the ADEQ Remedial Action Decision.

Attachment C.25: Normalized Indoor Air Concentration in a Residential Building (Slab-on-Grade) due to Vapor Intrusion from Groundwater at MW-71 (Parcel 4) Whirlpool, Fort Smith, Arkansas

Chem Group	Chemical	CASRN	D_{air} (m^2/day)	D_{water} (m^2/day)	H (unitless)	D_{crack} (m^2/day)	D_{eff}^T (m^2/day)	α_{soil}	α_{slab}	α_{∞}	C_{bldg} (L-water/m^3)
VOC	1,1-Dichloroethene	75-35-4	7.78E-01	8.99E-05	8.10E-01	1.25E-01	3.12E-04	1.22E-03	2.73E-03	3.32E-06	2.69E-03
VOC	cis-1,2-Dichloroethene	156-59-2	6.36E-01	9.76E-05	1.19E-01	1.02E-01	9.72E-04	3.78E-03	2.73E-03	1.03E-05	1.22E-03
VOC	Trichloroethene	79-01-6	6.83E-01	7.86E-05	2.88E-01	1.10E-01	5.23E-04	2.04E-03	2.73E-03	5.57E-06	1.60E-03
VOC	Vinyl Chloride	75-01-4	9.16E-01	1.06E-04	9.00E-01	1.47E-01	3.44E-04	1.34E-03	2.73E-03	3.66E-06	3.30E-03
Notes:	**Crack Soil and Building Characteristics**			**Crack Soil**							
	SCS Soil texture class			Sand							
	Bulk density	kg/L	ρ_b	1.66							
	Total porosity	L/L-soil	θ_T	0.375							
	Water-filled porosity	L/L-soil	θ_w	0.054							
	Air-filled porosity	L/L-soil	θ_a	0.321							
	Residual saturation	L/L-soil	θ_r	0.053							
	Hydraulic conductivity	cm/s	K	7.4E-03							
	Dynamic viscosity of water	g/cm-s	μ_w	0.01307							
	Density of water	g/cm^3	ρ_w	1.0							
	Gravitational acceleration	cm/s^2	g	980.7							
	Intrinsic permeability	cm^2	k	9.9E-08							
	Relative saturation	unitless	S_e	0.004							
	van Genuchten N	unitless	N	3.177							
	van Genuchten M	unitless	M	0.685							
	Relative air permeability	unitless	k_{rg}	0.998							
	Permeability to vapor	cm^2	k_v	9.89E-08							
	Distance from building foundation to source	m	L_{T-gw}	3.56							
	Bldg foundation thickness	m	L_{crack}	0.1							
	Bldg foundation length	m		10.00							
	Bldg foundation width	m		10.00							
	Bldg occupied height	m		2.44							
	Bldg occupied volume	m^3		244.00							
	Occupied depth below ground	m		0.0							
	Bldg area for vapor intrusion	m^2	A_B	100.0							
	Ratio of A_{crack} to A_B		η	4E-04							
	Area of cracks	m^2	A_{crack}	4E-02							
	Air exchange rate	$hour^{-1}$	ach	0.45							
	Building ventilation rate	m^3/day	Q_{bldg}	2.64E+03							
	Pressure difference between outdoors-indoors	$kg/m\text{-}s^2$	ΔP	1.0							
	Viscosity of air	kg/m-s	μ_a	1.8E-05							
	Crack length (bldg perimeter)	m	X_{crack}	40							
	Crack depth below ground	m	Z_{crack}	0.10							
	Crack radius	m	r_{crack}	1E-03							
	Soil gas flow rate into bldg	m^3/day	Q_{soil}	7.20							
	Indoor air concentrations resulting from groundwater vapor intrusion into a building are estimated using the relationships described by Johnson and Ettinger (Heuristic model for predicting the intrusion rate of contaminant vapors into buildings, 1991), which USEPA recommends for screening level calculations, as discussed in Appendix A, Section 3.3.1 of the ADEQ-approved Revised Risk Management Plan, which was used as the basis for the ADEQ Remedial Action Decision.										
	The effective diffusion term DeffT is calculated based on a silty clay soil, as discussed in Appendix A, Section 3.3.1 of the ADEQ-approved Revised Risk Management Program.										

Attachment C.26: Cancer Risk and Hazard Index Calculations for Vapor Intrusion into a Residential Building (Slab-on-Grade) from Groundwater at MW-71 (Parcel 4) Whirlpool, Fort Smith, Arkansas

							Cancer				Noncancer	
Chem Group	**Chemical**	**CASRN**	**Carc Class**	**ADAF**	**C_{gw}** (mg/L)	**$C_{building}$** (mg/m^3)	**URF** (m^3/mg)	**f_{inh}**	**Risk**		**RfC** (mg/m^3)	**HQ**
VOC	1,1-Dichloroethene	75-35-4	C	N	1.30E-03	3.50E-06					2.0E-01	1.7E-05
VOC	cis-1,2-Dichloroethene	156-59-2	ID	N	5.30E-03	6.49E-06						
VOC	Trichloroethene	79-01-6	HC	Y	1.40E-01	2.25E-04	4.1E-03	0.2439	5.2E-07		2.0E-03	1.1E-01
VOC	Vinyl Chloride	75-01-4	A	N	2.30E-04	7.58E-07	4.4E-03		4.7E-09		1.0E-01	7.3E-06
							Cumulative Risk:		5E-07		**HI:**	1E-01
Note:												
f_{inh} is the fraction of the inhalation URF that USEPA identified as having a mutagenic mode of action.												
Only COCs detected in the 2nd Quarter 2016 groundwater sample at MW-71 (Parcel 4) are shown.												
Risks were calculated assuming residential exposure to groundwater-derived vapors in indoor air for 24 hours per day and 350 days per year for 30 years.												

Attachment C.27: Soil Moisture Profile for Residential Building (Slab-on-Grade) at Soil Vapor Monitoring Point VP-15 (Parcel 6) Whirlpool, Fort Smith, Arkansas

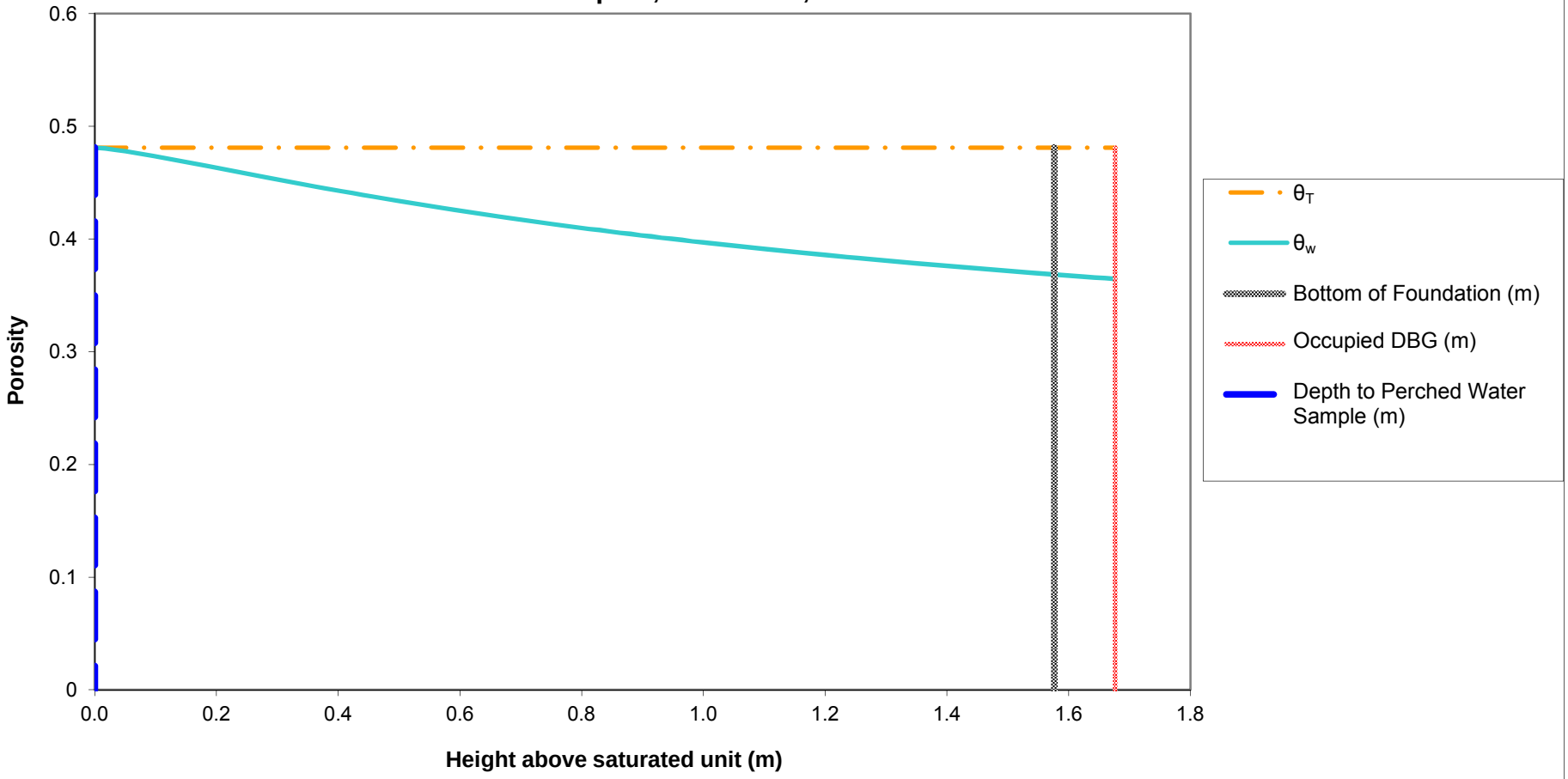

Notes:
The soil-water profile in the vadose zone is estimated using the van Genuchten soil-water retention equation with default water retention parameters appropriate for silt clay, as discussed in Appendix A, Section 3.3.1 of the ADEQ-approved Revised Risk Management Plan, which was used as the basis for the ADEQ Remedial Action Decision.

Attachment C.28: Normalized Indoor Air Concentration in a Residential Building (Slab-on-Grade) due to Vapor Intrusion from Perched Water at VP-15 (Parcel 6) Whirlpool, Fort Smith, Arkansas

Chem Group	Chemical	CASRN	D_{air} (m^2/day)	D_{water} (m^2/day)	H (unitless)	D_{crack} (m^2/day)	D_{eff}^T (m^2/day)	α_{soil}	α_{slab}	α_{∞}	C_{bldg} (L-water/m^3)
VOC	Benzene	71-43-2	7.60E-01	8.47E-05	1.59E-01	1.14E-01	4.01E-04	3.52E-03	2.73E-03	9.63E-06	1.53E-03
Notes:	**Crack Soil and Building Characteristics**			**Crack Soil**							
	SCS Soil texture class			Sand							
	Bulk density	kg/L	ρ_b	1.66							
	Total porosity	L/L-soil	θ_T	0.375							
	Water-filled porosity	L/L-soil	θ_w	0.061							
	Air-filled porosity	L/L-soil	θ_a	0.314							
	Residual saturation	L/L-soil	θ_r	0.053							
	Hydraulic conductivity	cm/s	K	7.4E-03							
	Dynamic viscosity of water	g/cm-s	μ_w	0.01307							
	Density of water	g/cm^3	ρ_w	1.0							
	Gravitational acceleration	cm/s^2	g	980.7							
	Intrinsic permeability	cm^2	k	9.9E-08							
	Relative saturation	unitless	S_e	0.023							
	van Genuchten N	unitless	N	3.177							
	van Genuchten M	unitless	M	0.685							
	Relative air permeability	unitless	k_{rg}	0.983							
	Permeability to vapor	cm^2	k_v	9.74E-08							
	Distance from building foundation to source	m	L_{T-gw}	1.58							
	Bldg foundation thickness	m	L_{crack}	0.1							
	Bldg foundation length	m		10.00							
	Bldg foundation width	m		10.00							
	Bldg occupied height	m		2.44							
	Bldg occupied volume	m^3		244.00							
	Occupied depth below ground	m		0.0							
	Bldg area for vapor intrusion	m^2	A_B	100.0							
	Ratio of A_{crack} to A_B		η	4E-04							
	Area of cracks	m^2	A_{crack}	4E-02							
	Air exchange rate	$hour^{-1}$	ach	0.45							
	Building ventilation rate	m^3/day	Q_{bldg}	2.64E+03							
	Pressure difference between outdoors-indoors	$kg/m\text{-}s^2$	ΔP	1.0							
	Viscosity of air	kg/m-s	μ_a	1.8E-05							
	Crack length (bldg perimeter)	m	X_{crack}	40							
	Crack depth below ground	m	Z_{crack}	0.10							
	Crack radius	m	r_{crack}	1E-03							
	Soil gas flow rate into bldg	m^3/day	Q_{soil}	7.20							
	Indoor air concentrations resulting from groundwater vapor intrusion into a building are estimated using the relationships described by Johnson and Ettinger (Heuristic model for predicting the intrusion rate of contaminant vapors into buildings, 1991), which USEPA recommends for screening level calculations, as discussed in Appendix A, Section 3.3.1 of the ADEQ-approved Revised Risk Management Plan, which was used as the basis for the ADEQ Remedial Action Decision.										
	The effective diffusion term DeffT is calculated based on a silty clay soil, as discussed in Appendix A, Section 3.3.1 of the ADEQ-approved Revised Risk Management Program.										

Attachment C.29: Cancer Risk and Hazard Index Calculations for Vapor Intrusion into a Residential Building (Slab-on-Grade) from Perched Water at VP-15 (Parcel 6) Whirlpool, Fort Smith, Arkansas

							Cancer				Noncancer	
Chem Group	**Chemical**	**CASRN**	**Carc Class**	**ADAF**	**C_{gw}** (mg/L)	**$C_{building}$** (mg/m^3)	**URF** (m^3/mg)	**f_{inh}**	**Risk**		**RfC** (mg/m^3)	**HQ**
VOC	Benzene	71-43-2	A	N	6.00E-04	9.18E-07	7.8E-03		2.9E-09		3.0E-02	2.9E-05
							Cumulative Risk:		3E-09		**HI:**	3E-05
Note:												
f_{inh} is the fraction of the inhalation URF that USEPA identified as having a mutagenic mode of action.												
Only COCs detected in the 2nd Quarter 2016 water sample at VP-15 (Parcel 6) are shown.												
Risks were calculated assuming residential exposure to groundwater-derived vapors in indoor air for 24 hours per day and 350 days per year for 30 years.												

Attachment C.30: Soil Moisture Profile for Residential Building (Slab-on-Grade) at Groundwater Monitoring Well MW-55R (Parcel 6) Whirlpool, Fort Smith, Arkansas

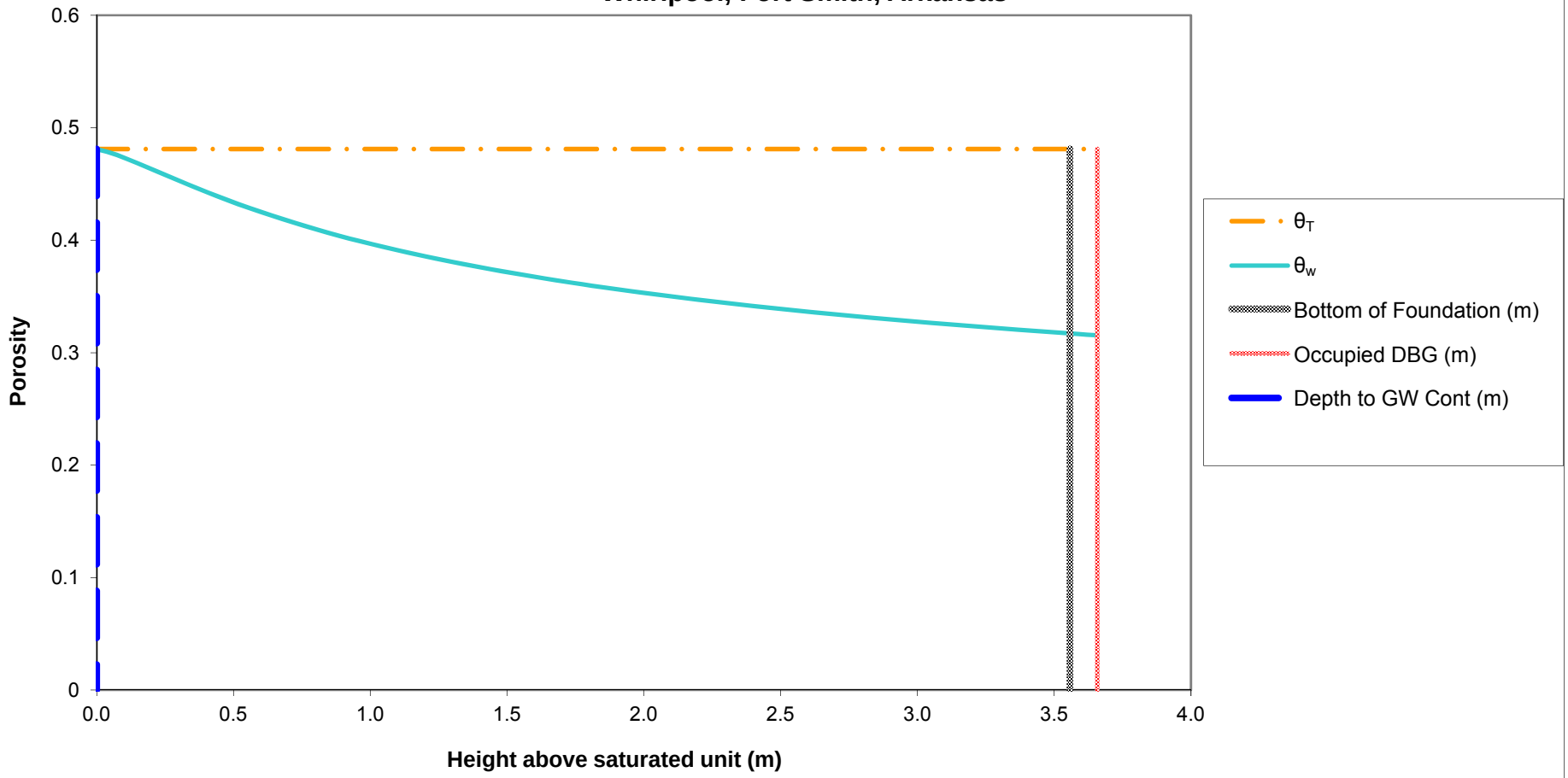

Notes:
The soil-water profile in the vadose zone is estimated using the van Genuchten soil-water retention equation with default water retention parameters appropriate for silt clay, as discussed in Appendix A, Section 3.3.1 of the ADEQ-approved Revised Risk Management Plan, which was used as the basis for the ADEQ Remedial Action Decision.

Attachment C.31: Normalized Indoor Air Concentration in a Residential Building (Slab-on-Grade)
due to Vapor Intrusion from Groundwater at MW-55R (Parcel 6)
Whirlpool, Fort Smith, Arkansas

Chem Group	Chemical	CASRN	D_{air} (m^2/day)	D_{water} (m^2/day)	H (unitless)	D_{crack} (m^2/day)	D_{eff}^T (m^2/day)	α_{soil}	α_{slab}	α_{∞}	C_{bldg} (L-water/m^3)
VOC	Chloroform	67-66-3	8.99E-01	8.64E-05	1.07E-01	1.44E-01	1.11E-03	4.32E-03	2.73E-03	1.18E-05	1.27E-03
VOC	Trichloroethene	79-01-6	6.83E-01	7.86E-05	2.88E-01	1.10E-01	5.23E-04	2.04E-03	2.73E-03	5.57E-06	1.60E-03

Notes:	Crack Soil and Building Characteristics			Crack Soil
	SCS Soil texture class			Sand
	Bulk density	kg/L	ρ_b	1.66
	Total porosity	L/L-soil	θ_T	0.375
	Water-filled porosity	L/L-soil	θ_w	0.054
	Air-filled porosity	L/L-soil	θ_a	0.321
	Residual saturation	L/L-soil	θ_r	0.053
	Hydraulic conductivity	cm/s	K	7.4E-03
	Dynamic viscosity of water	g/cm-s	μ_w	0.01307
	Density of water	g/cm^3	ρ_w	1.0
	Gravitational acceleration	cm/s^2	g	980.7
	Intrinsic permeability	cm^2	k	9.9E-08
	Relative saturation	unitless	S_e	0.004
	van Genuchten N	unitless	N	3.177
	van Genuchten M	unitless	M	0.685
	Relative air permeability	unitless	k_{rg}	0.998
	Permeability to vapor	cm^2	k_v	9.89E-08
	Distance from building foundation to source	m	L_{T-gw}	3.56
	Bldg foundation thickness	m	L_{crack}	0.1
	Bldg foundation length	m		10.00
	Bldg foundation width	m		10.00
	Bldg occupied height	m		2.44
	Bldg occupied volume	m^3		244.00
	Occupied depth below ground	m		0.0
	Bldg area for vapor intrusion	m^2	A_B	100.0
	Ratio of A_{crack} to A_B		η	4E-04
	Area of cracks	m^2	A_{crack}	4E-02
	Air exchange rate	$hour^{-1}$	ach	0.45
	Building ventilation rate	m^3/day	Q_{bldg}	2.64E+03
	Pressure difference between outdoors-indoors	kg/m-s^2	ΔP	1.0
	Viscosity of air	kg/m-s	μ_a	1.8E-05
	Crack length (bldg perimeter)	m	X_{crack}	40
	Crack depth below ground	m	Z_{crack}	0.10
	Crack radius	m	r_{crack}	1E-03
	Soil gas flow rate into bldg	m^3/day	Q_{soil}	7.20

Indoor air concentrations resulting from groundwater vapor intrusion into a building are estimated using the relationships described by Johnson and Ettinger (Heuristic model for predicting the intrusion rate of contaminant vapors into buildings, 1991), which USEPA recommends for screening level calculations, as discussed in Appendix A, Section 3.3.1 of the ADEQ-approved Revised Risk Management Plan, which was used as the basis for the ADEQ Remedial Action Decision.

The effective diffusion term DeffT is calculated based on a silty clay soil, as discussed in Appendix A, Section 3.3.1 of the ADEQ-approved Revised Risk Management Program.

Attachment C.32: Cancer Risk and Hazard Index Calculations for Vapor Intrusion into a Residential Building (Slab-on-Grade) from Groundwater at MW-55R (Parcel 6) Whirlpool, Fort Smith, Arkansas

							Cancer				Noncancer	
Chem Group	**Chemical**	**CASRN**	**Carc Class**	**ADAF**	**C_{gw}** (mg/L)	**$C_{building}$** (mg/m^3)	**URF** (m^3/mg)	**f_{inh}**	**Risk**		**RfC** (mg/m^3)	**HQ**
VOC	Chloroform	67-66-3	B2	N	3.90E-04	4.95E-07	2.3E-02		4.7E-09		5.0E-02	9.5E-06
VOC	Trichloroethene	79-01-6	HC	Y	2.10E-03	3.37E-06	4.1E-03	0.2439	7.8E-09		2.0E-03	1.6E-03
							Cumulative Risk:		1E-08		**HI:**	2E-03
Note:												
f_{inh} is the fraction of the inhalation URF that USEPA identified as having a mutagenic mode of action.												
Only COCs detected in the 2nd Quarter 2016 groundwater sample at MW-55R (Parcel 6) are shown.												
Risks were calculated assuming residential exposure to groundwater-derived vapors in indoor air for 24 hours per day and 350 days per year for 30 years.												

Attachment C.33: Soil Moisture Profile for Residential Building (Slab-on-Grade) at Shallow Groundwater Monitoring Well MW-180 (Parcel 5) Whirlpool, Fort Smith, Arkansas

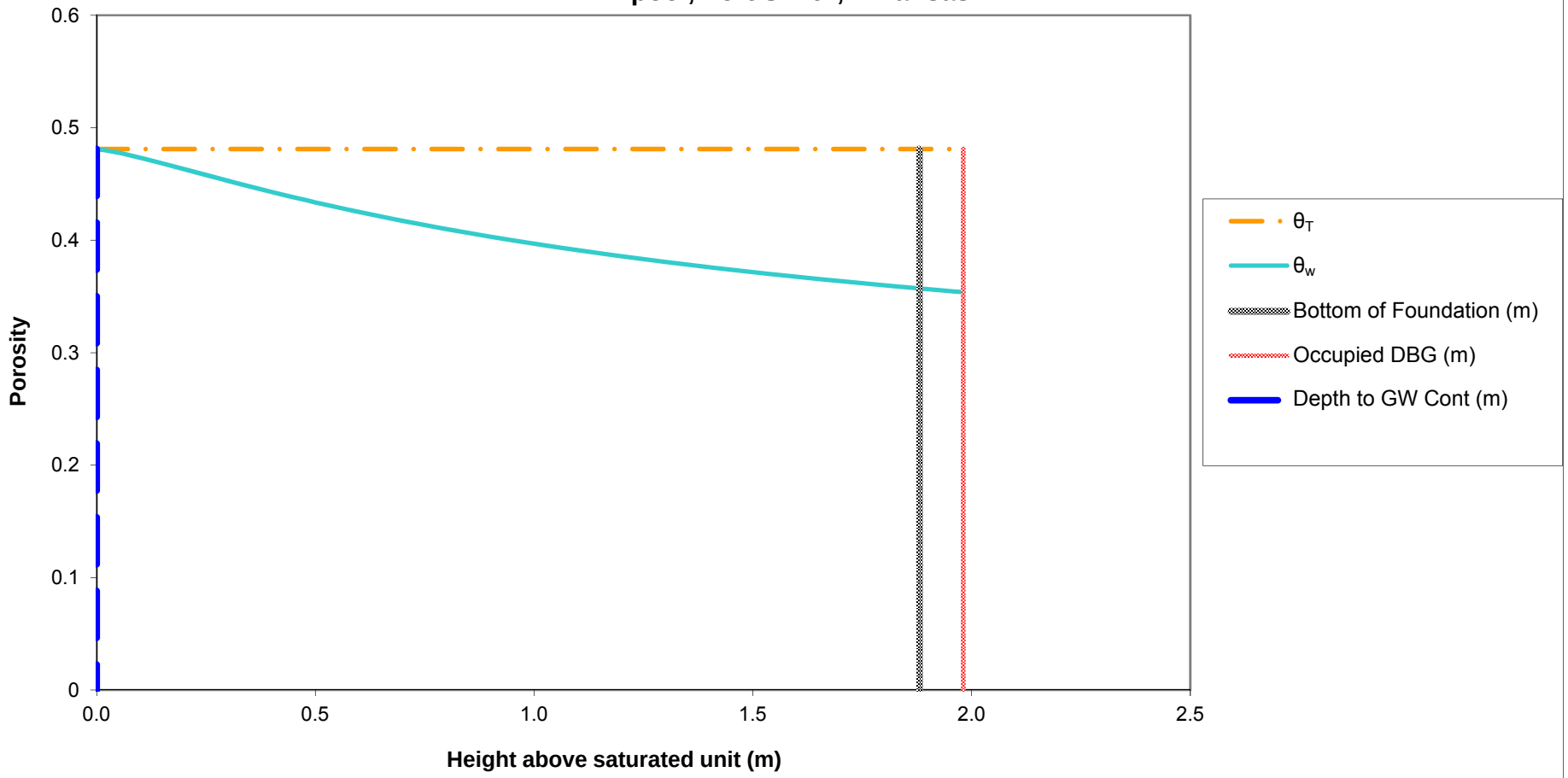

Notes:
The soil-water profile in the vadose zone is estimated using the van Genuchten soil-water retention equation with default water retention parameters appropriate for silt clay, as discussed in Appendix A, Section 3.3.1 of the ADEQ-approved Revised Risk Management Plan, which was used as the basis for the ADEQ Remedial Action Decision.

Attachment C.34: Normalized Indoor Air Concentration in a Residential Building (Slab-on-Grade) due to Vapor Intrusion from Shallow Groundwater at MW-180 (Parcel 5) Whirlpool, Fort Smith, Arkansas

Chem Group	Chemical	CASRN	D_{air} (m^2/day)	D_{water} (m^2/day)	H (unitless)	D_{crack} (m^2/day)	D_{eff}^T (m^2/day)	α_{soil}	α_{slab}	α_∞	C_{bldg} (L-water/m^3)
VOC	Acetone	67-64-1	1.07E+00	9.85E-05	1.14E-03	1.65E-01	1.99E-02	1.28E-01	2.73E-03	3.50E-04	3.98E-04
VOC	cis-1,2-Dichloroethene	156-59-2	6.36E-01	9.76E-05	1.19E-01	9.81E-02	5.75E-04	4.22E-03	2.73E-03	1.15E-05	1.37E-03
VOC	Trichloroethene	79-01-6	6.83E-01	7.86E-05	2.88E-01	1.05E-01	2.92E-04	2.15E-03	2.73E-03	5.89E-06	1.70E-03

Notes:	Crack Soil and Building Characteristics			Crack Soil
	SCS Soil texture class			Sand
	Bulk density	kg/L	ρ_b	1.66
	Total porosity	L/L-soil	θ_T	0.375
	Water-filled porosity	L/L-soil	θ_w	0.058
	Air-filled porosity	L/L-soil	θ_a	0.317
	Residual saturation	L/L-soil	θ_r	0.053
	Hydraulic conductivity	cm/s	K	7.4E-03
	Dynamic viscosity of water	g/cm-s	μ_w	0.01307
	Density of water	g/cm^3	ρ_w	1.0
	Gravitational acceleration	cm/s^2	g	980.7
	Intrinsic permeability	cm^2	k	9.9E-08
	Relative saturation	unitless	S_e	0.016
	van Genuchten N	unitless	N	3.177
	van Genuchten M	unitless	M	0.685
	Relative air permeability	unitless	k_{rg}	0.989
	Permeability to vapor	cm^2	k_v	9.80E-08
	Distance from building foundation to source	m	$L_{T\text{-}gw}$	1.88
	Bldg foundation thickness	m	L_{crack}	0.1
	Bldg foundation length	m		10.00
	Bldg foundation width	m		10.00
	Bldg occupied height	m		2.44
	Bldg occupied volume	m^3		244.00
	Occupied depth below ground	m		0.0
	Bldg area for vapor intrusion	m^2	A_B	100.0
	Ratio of A_{crack} to A_B		η	4E-04
	Area of cracks	m^2	A_{crack}	4E-02
	Air exchange rate	$hour^{-1}$	ach	0.45
	Building ventilation rate	m^3/day	Q_{bldg}	2.64E+03
	Pressure difference between outdoors-indoors	kg/m-s^2	ΔP	1.0
	Viscosity of air	kg/m-s	μ_a	1.8E-05
	Crack length (bldg perimeter)	m	X_{crack}	40
	Crack depth below ground	m	Z_{crack}	0.10
	Crack radius	m	r_{crack}	1E-03
	Soil gas flow rate into bldg	m^3/day	Q_{soil}	7.20

Indoor air concentrations resulting from groundwater vapor intrusion into a building are estimated using the relationships described by Johnson and Ettinger (Heuristic model for predicting the intrusion rate of contaminant vapors into buildings, 1991), which USEPA recommends for screening level calculations, as discussed in Appendix A, Section 3.3.1 of the ADEQ-approved Revised Risk Management Plan, which was used as the basis for the ADEQ Remedial Action Decision.

The effective diffusion term DeffT is calculated based on a silty clay soil, as discussed in Appendix A, Section 3.3.1 of the ADEQ-approved Revised Risk Management Program.

Attachment C.35: Cancer Risk and Hazard Index Calculations for Vapor Intrusion into a Residential Building (Slab-on-Grade) from Shallow Groundwater at MW-180 (Parcel 5) Whirlpool, Fort Smith, Arkansas

							Cancer				Noncancer	
Chem Group	**Chemical**	**CASRN**	**Carc Class**	**ADAF**	**C_{gw}** (mg/L)	**$C_{building}$** (mg/m^3)	**URF** (m^3/mg)	**f_{inh}**	**Risk**		**RfC** (mg/m^3)	**HQ**
VOC	Acetone	67-64-1	ID	N	1.04E-02	4.14E-06					3.1E+01	1.3E-07
VOC	cis-1,2-Dichloroethene	156-59-2	ID	N	1.40E-03	1.92E-06						
VOC	Trichloroethene	79-01-6	HC	Y	1.03E-02	1.75E-05	4.1E-03	0.2439	4.0E-08		2.0E-03	8.4E-03
							Cumulative Risk:		4E-08		**HI:**	8E-03
Note:												
f_{inh} is the fraction of the inhalation URF that USEPA identified as having a mutagenic mode of action.												
Only COCs detected in the 2nd Quarter 2016 groundwater sample at MW-180 (Parcel 5) are shown.												
Risks were calculated assuming residential exposure to groundwater-derived vapors in indoor air for 24 hours per day and 350 days per year for 30 years.												

Attachment C.36: Soil Moisture Profile for Residential Building (Slab-on-Grade) at Groundwater Monitoring Well MW-33R (Parcel 5) Whirlpool, Fort Smith, Arkansas

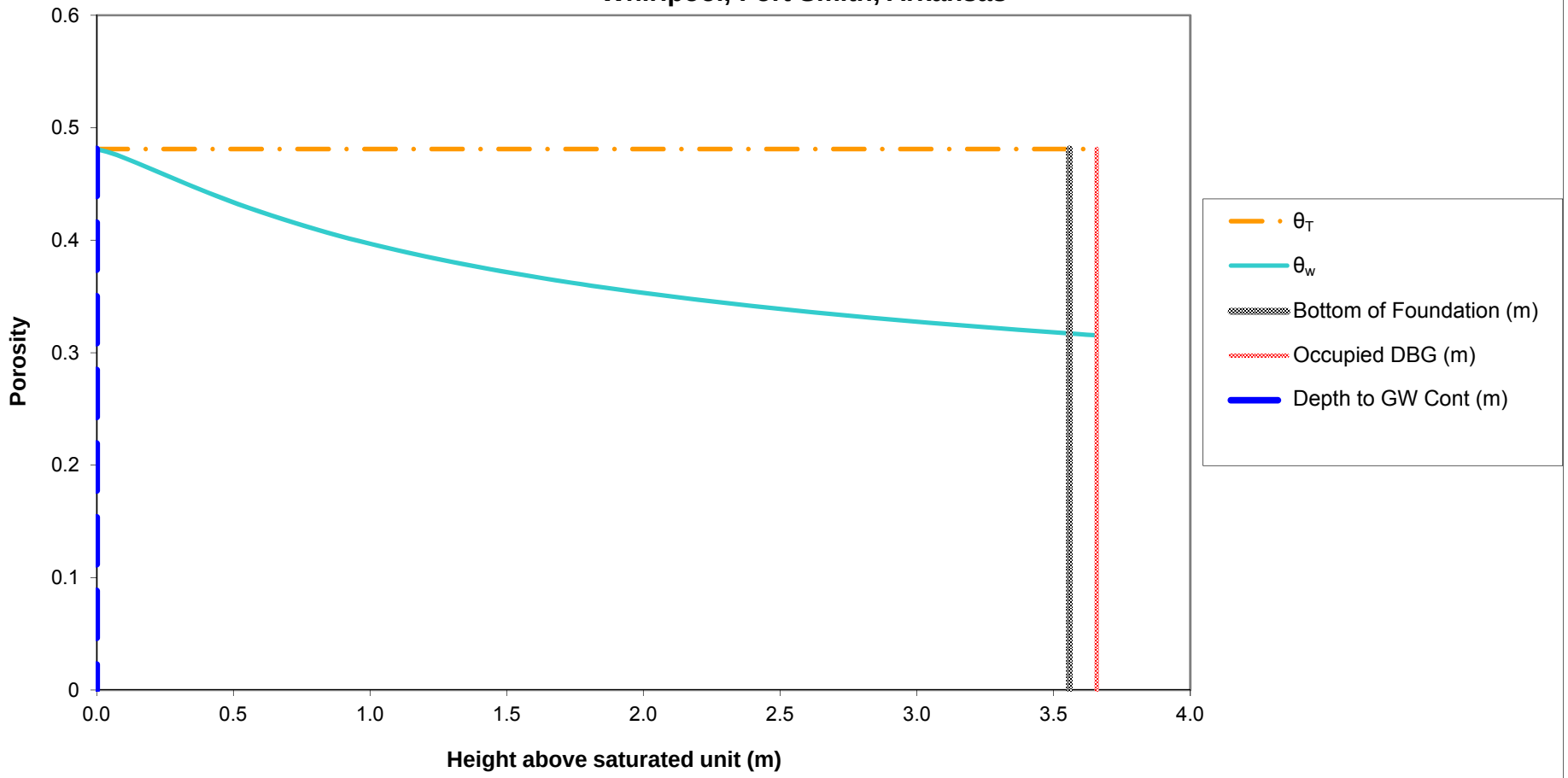

Notes:
The soil-water profile in the vadose zone is estimated using the van Genuchten soil-water retention equation with default water retention parameters appropriate for silt clay, as discussed in Appendix A, Section 3.3.1 of the ADEQ-approved Revised Risk Management Plan, which was used as the basis for the ADEQ Remedial Action Decision.

Attachment C.37: Normalized Indoor Air Concentration in a Residential Building (Slab-on-Grade) due to Vapor Intrusion from Groundwater at MW-33R (Parcel 5) Whirlpool, Fort Smith, Arkansas

Chem Group	Chemical	CASRN	D_{air} (m^2/day)	D_{water} (m^2/day)	H (unitless)	D_{crack} (m^2/day)	D_{eff}^T (m^2/day)	α_{soil}	α_{slab}	α_{∞}	C_{bldg} (L-water/m^3)
VOC	Chloroform	67-66-3	8.99E-01	8.64E-05	1.07E-01	1.44E-01	1.11E-03	4.32E-03	2.73E-03	1.18E-05	1.27E-03
VOC	Chloromethane	74-87-3	1.09E+00	5.62E-05	3.33E-01	1.75E-01	4.61E-04	1.80E-03	2.73E-03	4.90E-06	1.63E-03
VOC	1,1-Dichloroethene	75-35-4	7.78E-01	8.99E-05	8.10E-01	1.25E-01	3.12E-04	1.22E-03	2.73E-03	3.32E-06	2.69E-03
VOC	cis-1,2-Dichloroethene	156-59-2	6.36E-01	9.76E-05	1.19E-01	1.02E-01	9.72E-04	3.78E-03	2.73E-03	1.03E-05	1.22E-03
VOC	trans-1,2-Dichloroethene	156-60-5	6.11E-01	1.03E-04	2.81E-01	9.81E-02	5.96E-04	2.32E-03	2.73E-03	6.35E-06	1.79E-03
VOC	Tetrachloroethene	127-18-4	6.22E-01	7.08E-05	4.90E-01	9.99E-02	3.40E-04	1.33E-03	2.73E-03	3.63E-06	1.78E-03
VOC	Trichloroethene	79-01-6	6.83E-01	7.86E-05	2.88E-01	1.10E-01	5.23E-04	2.04E-03	2.73E-03	5.57E-06	1.60E-03
VOC	Vinyl Chloride	75-01-4	9.16E-01	1.06E-04	9.00E-01	1.47E-01	3.44E-04	1.34E-03	2.73E-03	3.66E-06	3.30E-03
Notes:	**Crack Soil and Building Characteristics**			**Crack Soil**							
	SCS Soil texture class			Sand							
	Bulk density	kg/L	ρ_b	1.66							
	Total porosity	L/L-soil	θ_T	0.375							
	Water-filled porosity	L/L-soil	θ_w	0.054							
	Air-filled porosity	L/L-soil	θ_a	0.321							
	Residual saturation	L/L-soil	θ_r	0.053							
	Hydraulic conductivity	cm/s	K	7.4E-03							
	Dynamic viscosity of water	g/cm-s	μ_w	0.01307							
	Density of water	g/cm^3	ρ_w	1.0							
	Gravitational acceleration	cm/s^2	g	980.7							
	Intrinsic permeability	cm^2	k	9.9E-08							
	Relative saturation	unitless	S_e	0.004							
	van Genuchten N	unitless	N	3.177							
	van Genuchten M	unitless	M	0.685							
	Relative air permeability	unitless	k_{rg}	0.998							
	Permeability to vapor	cm^2	k_v	9.89E-08							
	Distance from building foundation to source	m	L_{T-gw}	3.56							
	Bldg foundation thickness	m	L_{crack}	0.1							
	Bldg foundation length	m		10.00							
	Bldg foundation width	m		10.00							
	Bldg occupied height	m		2.44							
	Bldg occupied volume	m^3		244.00							
	Occupied depth below ground	m		0.0							
	Bldg area for vapor intrusion	m^2	A_B	100.0							
	Ratio of A_{crack} to A_B		η	4E-04							
	Area of cracks	m^2	A_{crack}	4E-02							
	Air exchange rate	$hour^{-1}$	ach	0.45							
	Building ventilation rate	m^3/day	Q_{bldg}	2.64E+03							
	Pressure difference between outdoors-indoors	$kg/m\text{-}s^2$	ΔP	1.0							
	Viscosity of air	kg/m-s	μ_a	1.8E-05							
	Crack length (bldg perimeter)	m	X_{crack}	40							
	Crack depth below ground	m	Z_{crack}	0.10							
	Crack radius	m	r_{crack}	1E-03							
	Soil gas flow rate into bldg	m^3/day	Q_{soil}	7.20							
	Indoor air concentrations resulting from groundwater vapor intrusion into a building are estimated using the relationships described by Johnson and Ettinger (Heuristic model for predicting the intrusion rate of contaminant vapors into buildings, 1991), which USEPA recommends for screening level calculations, as discussed in Appendix A, Section 3.3.1 of the ADEQ-approved Revised Risk Management Plan, which was used as the basis for the ADEQ Remedial Action Decision.										
	The effective diffusion term DeffT is calculated based on a silty clay soil, as discussed in Appendix A, Section 3.3.1 of the ADEQ-approved Revised Risk Management Program.										

Attachment C.38: Cancer Risk and Hazard Index Calculations for Vapor Intrusion into a Residential Building (Slab-on-Grade) from Groundwater at MW-33R (Parcel 5) Whirlpool, Fort Smith, Arkansas

							Cancer				Noncancer	
Chem Group	**Chemical**	**CASRN**	**Carc Class**	**ADAF**	**C_{gw}** (mg/L)	**$C_{building}$** (mg/m^3)	**URF** (m^3/mg)	**f_{inh}**	**Risk**		**RfC** (mg/m^3)	**HQ**
VOC	Chloroform	67-66-3	B2	N	3.30E-04	4.19E-07	2.3E-02		4.0E-09		5.0E-02	8.0E-06
VOC	Chloromethane	74-87-3	D	N	1.60E-04	2.61E-07					9.0E-02	2.8E-06
VOC	1,1-Dichloroethene	75-35-4	C	N	6.30E-04	1.70E-06					2.0E-01	8.1E-06
VOC	cis-1,2-Dichloroethene	156-59-2	ID	N	6.70E-03	8.21E-06						
VOC	trans-1,2-Dichloroethene	156-60-5	ID	N	7.00E-04	1.25E-06						
VOC	Tetrachloroethene	127-18-4	LC	N	1.60E-04	2.85E-07	2.6E-04		3.0E-11		4.0E-02	6.8E-06
VOC	Trichloroethene	79-01-6	HC	Y	7.76E-01	1.24E-03	4.1E-03	0.2439	2.9E-06		2.0E-03	6.0E-01
VOC	Vinyl Chloride	75-01-4	A	N	2.30E-04	7.58E-07	4.4E-03		4.7E-09		1.0E-01	7.3E-06
							Cumulative Risk:		3E-06		**HI:**	6E-01
Note:												
f_{inh} is the fraction of the inhalation URF that USEPA identified as having a mutagenic mode of action.												
Only COCs detected in the 2nd Quarter 2016 groundwater sample at MW-33R (Parcel 5) are shown.												
Risks were calculated assuming residential exposure to groundwater-derived vapors in indoor air for 24 hours per day and 350 days per year for 30 years.												

TABLE 1
THICKNESS OF SATURATED SOILS
Whirlpool Facility - Fort Smith, Arkansas

Well ID	Ground Elevation	Top of Saturated Soils	Bottom of Saturated Soils	Saturated Soil Interval
North Plume				
IW-72	472.2	450.2	446.4	3.8
IW-73	472.1	NA[2]	NA[2]	NA[2]
IW-74	472.3	454.3	446.3	8.0
IW-75	472.8	NA[2]	NA[2]	NA[2]
IW-76	473.2	NA[2]	NA[2]	NA[2]
IW-77	473.8	454.8	445.8	9.0
IW-78	474.2	NA[2]	NA[2]	NA[2]
IW-79	474.1	NA[2]	NA[2]	NA[2]
IW-80	473.7	454.7	446.7	8.0
MW-23	475.8	453.8	447.8	6.0
MW-24	476.6	453.6	447.1	6.5
MW-27	475.7	451.7	447.4	4.3
MW-28	470.6	447.1	445.9	1.2
MW-31	476.1	448.1	447.1	1.0
MW-32	475.7	NA[2]	NA[2]	NA[2]
MW-33	474.9	NA[2]	NA[2]	NA[2]
MW-35R	474.0	NA[2]	NA[2]	NA[2]
MW-36	473.4	NA[2]	NA[2]	NA[2]
MW-39	475.6	450.1	447.6	2.5
MW-40	473.4	450.1	447.1	3.0
MW-41	472.3	453.3	445.8	7.5
MW-42B	471.8	449.8	446.3	3.5
MW-43	471.0	451.0	446.3	4.7
MW-46R	466.5	450.5	445.8	4.7
MW-50	463.2	451.2	445.6	5.6
MW-55	465.5	447.5	446.8	0.7
MW-56	463.4	445.4	444.9	0.5
MW-57	463.1	447.1	446.5	0.6
MW-58	462.9	446.3	445.9	0.4
MW-60	461.0	447.2	445.6	1.6 [3]
MW-61	459.8	445.5	444.7	0.8 [3]
MW-62	464.5	446.0	444.2	1.8
MW-63	464.0	444.7	444.5	0.2 [3]
MW-65	474.1	453.6	445.7	7.9
MW-66	462.7	450.7	446.5	4.2 [3]
MW-67	459.4	448.4	445.2	3.2 [3]
MW-68	470.0	448.0	446.5	1.5
MW-70	471.7	NA[2]	NA[2]	NA[2]
MW-71	471.5	NA[2]	NA[2]	NA[2]
RW-69	471.5	449.5	445.5	4.0
			Average Thickness (feet)	**3.7**
South Plume				
ITMW-1	474.6	450.6	444.1	6.5
ITMW-10	478.6	451.6	446.1	5.5
ITMW-11	474.0	457.5	444.5	13.0
ITMW-12	474.7	456.7	444.7	12.0
ITMW-13	475.4	450.4	446.4	4.0

TABLE 1
THICKNESS OF SATURATED SOILS
Whirlpool Facility - Fort Smith, Arkansas

Well ID	Ground Elevation	Top of Saturated Soils	Bottom of Saturated Soils	Saturated Soil Interval
ITMW-14	475.7	455.7	445.7	10.0
ITMW-15	474.8	454.0	444.8	9.2
ITMW-16	476.5	458.5	445.3	13.2
ITMW-17	476.1	454.1	447.1	7.0
ITMW-18	473.9	457.9	444.9	13.0
ITMW-19	474.3	457.8	445.3	12.5
ITMW-2	475.1	457.1	445.6	11.5
ITMW-20	475.7	453.2	447.4	5.8
ITMW-21	474.4	449.4	446.4	3.0
ITMW-3	472.8	451.6	444.6	7.0
ITMW-4	477.6	458.1	447.1	11.0
ITMW-5	476.6	452.1	446.1	6.0
ITMW-6	481.1	455.4	445.6	9.8
ITMW-7	479.7	NA[2]	NA[2]	NA[2]
ITMW-9	479.5	460.2	446.3	13.9
MW-22	473.9	450.9	449.9	1.0
MW-25	474.7	446.7	445.0	1.8
MW-26	476.1	451.1	446.9	4.2
MW-29	475.1	452.1	447.1	5.0
MW-30	479.2	446.7	443.7	3.0
MW-37	474.0	457.0	445.5	11.5
MW-38	474.9	NA[2]	NA[2]	NA[2]
MW-92	473.9	451.9	444.9	7.0
MW-93	478.0	456.0	443.5	12.5
MW-94	478.0	455.0	445.0	10.0
MW-95	478.0	452.0	445.0	7.0
MW-172	473.4	459.4	445.8	13.6
			Average Thickness (feet)	**8.3**
NE Corner Plume				
MW-87	471.0	451.0	447.8	3.2
MW-88	469.1	453.6	449.1	4.5
MW-89	467.1	451.6	449.5	2.1
MW-90	467.0	452.0	447.0	5.0
MW-91	469.2	451.7	449.2	2.5
MW-96	458.3	449.8	444.0	5.8
MW-97	459.9	451.9	445.9	6.0
MW-98	462.0	451.0	444.4	6.6
MW-99	467.1	449.3	445.1	4.2
			Average Thickness (feet)	**4.4**

Notes:

1. Saturated thickness calculated from soil description in boring log.
2. NA - Boring log not available
3. No saturated soil observation recorded in boring log during drilling. Interval inferred based on soil description.

TABLE 2
ESTIMATED QUANTITY OF TCE IN GROUNDWATER
Whirlpool Facility - Fort Smith, Arkansas

GROUNDWATER	Volume of Water						TCE Concentration		Mass of TCE		Volume of TCE	
Date	Plume Area (Square Feet)	Saturated Thickness (Feet)	Total Porosity[2]	Plume Area (Cubic Feet)	Gallons	Liters	Estimated Avg. Min. Concentration Assumed to be Present Throughout the Respective Section of Plume (µg/L)	Estimated Avg. Max. Concentration Assumed to be Present Throughout the Respective Section of Plume (µg/L)	Min. Kg.	Max. Kg.	Min. Vol. (Gallons)	Max. Vol. (Gallons)
North Plume												
March 2014 - 5 to 100 µg/L	*246,800*	3.7[1]	0.4	366,251	2,739,559	10,369,231	5	100	0.1	1.0	0.0	0.2
March 2014 - 100 to 1,000 µg/L	*184,500*	3.7[1]	0.4	273,798	2,048,009	7,751,714	100	1,000	0.8	7.8	0.1	1.4
March 2014 - > 1,000 µg/L	*100*	3.7[1]	0.4	148	1,110	4,201	1,000	1,500	0.0	0.0	0.0	0.0
March 2014 Subtotal	431,400								0.8	8.8	0.2	1.6
May 2014 - 5 to 100 µg/L	*279,000*	3.7[1]	0.4	414,036	3,096,989	11,722,104	5	100	0.1	1.2	0.0	0.2
May 2014 - 100 to 1,000 µg/L	*185,110*	3.7[1]	0.4	274,703	2,054,780	7,777,343	100	1,000	0.8	7.8	0.1	1.4
May 2014 - > 1,000 µg/L	*100*	3.7[1]	0.4	148	1,110	4,201	1,000	1,500	0.0	0.0	0.0	0.0
May 2014 Subtotal	464,210								0.8	9.0	0.2	1.6
July 2014 - 5 to 100 µg/L	*294,300*	3.7[1]	0.4	436,741	3,266,824	12,364,930	5	100	0.1	1.2	0.0	0.2
July 2014 - 100 to 1,000 µg/L	*192,500*	3.7[1]	0.4	285,670	2,136,812	8,087,832	100	1,000	0.8	8.1	0.1	1.5
July 2014 - > 1,000 µg/L	*200*	3.7[1]	0.4	297	2,220	8,403	1,000	1,500	0.0	0.0	0.0	0.0
July 2014 Subtotal	487,000								0.9	9.3	0.2	1.7
October 2014 - 5 to 100 µg/L	*299,500*	3.7[1]	0.4	444,458	3,324,546	12,583,406	5	100	0.1	1.3	0.0	0.2
October 2014 - 100 to 1,000 µg/L	*199,900*	3.7[1]	0.4	296,652	2,218,954	8,398,741	100	1,000	0.8	8.4	0.2	1.5
October 2014 - > 1,000 µg/L	*400*	3.7[1]	0.4	594	4,440	16,806	1,000	1,500	0.0	0.0	0.0	0.0
October 2014 Subtotal	499,800								0.9	9.7	0.2	1.8
January 2015 - 5 to 100 µg/L	*296,000*	3.7[1]	0.4	439,264	3,285,695	12,436,355	5	100	0.1	1.2	0.0	0.2
January 2015 - 100 to 1,000 µg/L	*180,466*	3.7[1]	0.4	267,812	2,003,230	7,582,227	100	1,000	0.8	7.6	0.1	1.4
January 2015 - > 1,000 µg/L	*0*	3.7[1]	0.4	0	0	0	1,000	1,500	0.0	0.0	0.0	0.0
January 2015 Subtotal	476,466								0.8	8.8	0.1	1.6
April 2015 - 5 to 100 µg/L	308,950	3.7[1]	0.4	458,482	3,429,444	12,980,445	5	100	0.1	1.3	0.0	0.2
April 2015 - 100 to 1,000 µg/L	177,037	3.7[1]	0.4	262,723	1,965,167	7,438,158	100	1,000	0.7	7.4	0.1	1.3
April 2015 - > 1,000 µg/L	0	3.7[1]	0.4	0	0	0	1,000	1,500	0.0	0.0	0.0	0.0
April 2015 Subtotal	485,987								0.8	8.7	0.1	1.6

TABLE 2
ESTIMATED QUANTITY OF TCE IN GROUNDWATER
Whirlpool Facility - Fort Smith, Arkansas

GROUNDWATER	Volume of Water						TCE Concentration		Mass of TCE		Volume of TCE	
Date	Plume Area (Square Feet)	Saturated Thickness (Feet)	Total Porosity[2]	Plume Area (Cubic Feet)	Gallons	Liters	Estimated Avg. Min. Concentration Assumed to be Present Throughout the Respective Section of Plume (µg/L)	Estimated Avg. Max. Concentration Assumed to be Present Throughout the Respective Section of Plume (µg/L)	Min. Kg.	Max. Kg.	Min. Vol. (Gallons)	Max. Vol. (Gallons)
July 2015 - 5 to 100 µg/L	334,058	3.7[1]	0.4	495,742	3,708,151	14,035,350	5	100	0.1	1.4	0.0	0.3
July 2015 - 100 to 1,000 µg/L	165,146	3.7[1]	0.4	245,077	1,833,173	6,938,561	100	1,000	0.7	6.9	0.1	1.3
July 2015 - > 1,000 µg/L	0	3.7[1]	0.4	0	0	0	1,000	1,500	0.0	0.0	0.0	0.0
July 2015 Subtotal	499,204								0.8	8.3	0.1	1.5
October 2015 - 5 to 100 µg/L	303,199	3.7[1]	0.4	449,947	3,365,606	12,738,818	5	100	0.1	1.3	0.0	0.2
October 2015 - 100 to 1,000 µg/L	152,180	3.7[1]	0.4	225,835	1,689,247	6,393,799	100	1,000	0.6	6.4	0.1	1.2
October 2015 - > 1,000 µg/L	0	3.7[1]	0.4	0	0	0	1,000	1,500	0.0	0.0	0.0	0.0
October 2015 Subtotal	455,379								0.7	7.7	0.1	1.4
January 2016 - 5 to 100 µg/L	302,982	3.7[1]	0.4	449,625	3,363,194	12,729,690	5	100	0.1	1.3	0.0	0.2
January 2016 - 100 to 1,000 µg/L	159,991	3.7[1]	0.4	237,427	1,775,954	6,721,985	100	1,000	0.7	6.7	0.1	1.2
January 2016 - > 1,000 µg/L	0	3.7[1]	0.4	0	0	0	1,000	1,500	0.0	0.0	0.0	0.0
January 2016 Subtotal	462,973								0.7	8.0	0.1	1.4
May 2016 - 5 to 100 µg/L	299,669	3.7[1]	0.4	444,709	3,326,422	12,590,506	5	100	0.1	1.3	0.0	0.2
May 2016 - 100 to 1,000 µg/L	163,732	3.7[1]	0.4	242,978	1,817,478	6,879,153	100	1,000	0.7	6.9	0.1	1.2
May 2016 - > 1,000 µg/L	0	3.7[1]	0.4	0	0	0	1,000	1,500	0.0	0.0	0.0	0.0
May 2016 Subtotal	463,401								0.8	8.1	0.1	1.5
South Plume												
October 2014 - 5 to 100 µg/L	*519,800*	8.3[1]	0.4	1,727,815	12,924,058	48,917,558	5	100	0.2	4.9	0.0	0.9
October 2014 - 100 to 1,000 µg/L	*261,500*	8.3[1]	0.4	869,226	6,501,810	24,609,353	100	1,000	2.5	24.6	0.4	4.5
October 2014 - > 1,000 µg/L	*119,000*	8.3[1]	0.4	395,556	2,958,759	11,198,902	1,000	1,500	11.2	16.8	2.0	3.0
October 2014 Subtotal	900,300								13.9	46.3	2.5	8.4
January 2015 - 5 to 100 µg/L	*442,344*	8.3[1]	0.4	1,470,351	10,998,229	41,628,296	5	100	0.2	4.2	0.0	0.8
January 2015 - 100 to 1,000 µg/L	*324,537*	8.3[1]	0.4	1,078,761	8,069,132	30,541,665	100	1,000	3.1	30.5	0.6	5.5
January 2015 - 1,000 to 10,000 µg/L	*86,311*	8.3[1]	0.4	286,898	2,145,995	8,122,592	1,000	1,500	8.1	12.2	1.5	2.2
January 2015 - > 10,000 µg/L	*16,637*	8.3[1]	0.4	55,301	413,654	1,565,682	10,000	40,000	15.7	62.6	2.8	11.3
January 2015 Subtotal	869,829								27.0	109.5	4.9	19.8

TABLE 2
ESTIMATED QUANTITY OF TCE IN GROUNDWATER
Whirlpool Facility - Fort Smith, Arkansas

GROUNDWATER	Volume of Water						TCE Concentration		Mass of TCE		Volume of TCE	
Date	Plume Area (Square Feet)	Saturated Thickness (Feet)	Total Porosity[2]	Plume Area (Cubic Feet)	Gallons	Liters	Estimated Avg. Min. Concentration Assumed to be Present Throughout the Respective Section of Plume (µg/L)	Estimated Avg. Max. Concentration Assumed to be Present Throughout the Respective Section of Plume (µg/L)	Min. Kg.	Max. Kg.	Min. Vol. (Gallons)	Max. Vol. (Gallons)
April 2015 - 5 to 100 µg/L	446,025	8.3[1]	0.4	1,482,587	11,089,752	41,974,709	5	100	0.2	4.2	0.0	0.8
April 2015 - 100 to 1,000 µg/L	320,887	8.3[1]	0.4	1,066,628	7,978,380	30,198,170	100	1,000	3.0	30.2	0.5	5.5
April 2015 - 1,000 to 10,000 µg/L	82,635	8.3[1]	0.4	274,679	2,054,597	7,776,650	1,000	1,500	7.8	11.7	1.4	2.1
April 2015 - > 10,000 µg/L	19,906	8.3[1]	0.4	66,168	494,933	1,873,322	10,000	40,000	18.7	74.9	3.4	13.6
April 2015 Subtotal	869,453								29.7	121.0	5.4	21.9
July 2015 - 5 to 100 µg/L	366,826	8.3[1]	0.4	1,219,330	9,120,586	34,521,416	5	100	0.2	3.5	0.0	0.6
July 2015 - 100 to 1,000 µg/L	439,964	8.3[1]	0.4	1,462,440	10,939,054	41,404,318	100	1,000	4.1	41.4	0.7	7.5
July 2015 - 1,000 to 10,000 µg/L	158,420	8.3[1]	0.4	526,588	3,938,879	14,908,656	1,000	1,500	14.9	22.4	2.7	4.0
July 2015 - > 10,000 µg/L	17,739	8.3[1]	0.4	58,964	441,054	1,669,389	10,000	40,000	16.7	66.8	3.0	12.1
July 2015 Subtotal	982,949								35.9	134.0	6.5	24.3
October 2015 - 5 to 100 µg/L	452,019	8.3[1]	0.4	1,502,511	11,238,783	42,538,795	5	100	0.2	4.3	0.0	0.8
October 2015 - 100 to 1,000 µg/L	410,850	8.3[1]	0.4	1,365,665	10,215,177	38,664,446	100	1,000	3.9	38.7	0.7	7.0
October 2015 - 1,000 to 10,000 µg/L	178,334	8.3[1]	0.4	592,782	4,434,011	16,782,732	1,000	1,500	16.8	25.2	3.0	4.6
October 2015 - > 10,000 µg/L	26,442	8.3[1]	0.4	87,893	657,441	2,488,415	10,000	40,000	24.9	99.5	4.5	18.0
October 2015 Subtotal	1,067,645								45.7	167.6	8.3	30.4
January 2016 - 5 to 100 µg/L	471,252	8.3[1]	0.4	1,566,442	11,716,984	44,348,784	5	100	0.2	4.4	0.0	0.8
January 2016 - 100 to 1,000 µg/L	432,480	8.3[1]	0.4	1,437,562	10,752,966	40,699,976	100	1,000	4.1	40.7	0.7	7.4
January 2016 - 1,000 to 10,000 µg/L	185,422	8.3[1]	0.4	616,344	4,610,254	17,449,810	1,000	1,500	17.4	26.2	3.2	4.7
January 2016 - > 10,000 µg/L	26,570	8.3[1]	0.4	88,320	660,636	2,500,506	10,000	40,000	25.0	100.0	4.5	18.1
January 2016 Subtotal	1,115,725								46.7	171.3	8.5	31.0
May 2016 - 5 to 100 µg/L	500,800	8.3[1]	0.4	1,664,659	12,451,651	47,129,498	5	100	0.2	4.7	0.0	0.9
May 2016 - 100 to 1,000 µg/L	411,507	8.3[1]	0.4	1,367,849	10,231,513	38,726,275	100	1,000	3.9	38.7	0.7	7.0
May 2016 - 1,000 to 10,000 µg/L	182,314	8.3[1]	0.4	606,012	4,532,968	17,157,283	1,000	1,500	17.2	25.7	3.1	4.7
May 2016 - > 10,000 µg/L	26,570	8.3[1]	0.4	88,320	660,636	2,500,506	10,000	40,000	25.0	100.0	4.5	18.1
May 2016 Subtotal	1,121,191								46.3	169.2	8.4	30.6

TABLE 2
ESTIMATED QUANTITY OF TCE IN GROUNDWATER
Whirlpool Facility - Fort Smith, Arkansas

GROUNDWATER	Volume of Water						TCE Concentration		Mass of TCE		Volume of TCE	
Date	Plume Area (Square Feet)	Saturated Thickness (Feet)	Total Porosity[2]	Plume Area (Cubic Feet)	Gallons	Liters	Estimated Avg. Min. Concentration Assumed to be Present Throughout the Respective Section of Plume (µg/L)	Estimated Avg. Max. Concentration Assumed to be Present Throughout the Respective Section of Plume (µg/L)	Min. Kg.	Max. Kg.	Min. Vol. (Gallons)	Max. Vol. (Gallons)
Northeast Plume												
October 2014 - 5 to 100 µg/L	*187,600*	4.4[1]	0.4	330,926	2,475,329	9,369,122	5	100	0.0	0.9	0.0	0.2
October 2014 - 100 to 1,000 µg/L	*69,200*	4.4[1]	0.4	122,069	913,075	3,455,987	100	1,000	0.3	3.5	0.1	0.6
October 2014 - > 1,000 µg/L	*0*	4.4[1]	0.4	0	0	0	1,000	1,500	0.0	0.0	0.0	0.0
October 2014 Subtotal	256,800								0.4	4.4	0.1	0.8
January 2015 - 5 to 100 µg/L	*166,439*	4.4[1]	0.4	293,598	2,196,116	8,312,299	5	100	0.0	0.8	0.0	0.2
January 2015 - 100 to 1,000 µg/L	*74,000*	4.4[1]	0.4	130,536	976,409	3,695,709	100	1,000	0.4	3.7	0.1	0.7
January 2015 - > 1,000 µg/L	*0*	4.4[1]	0.4	0	0	0	1,000	1,500	0.0	0.0	0.0	0.0
January 2015 Subtotal	240,439								0.4	4.5	0.1	0.8
April 2015 - 5 to 100 µg/L	183,000	4.4[1]	0.4	322,812	2,414,634	9,139,389	5	100	0.0	0.9	0.0	0.2
April 2015 - 100 to 1,000 µg/L	70,500	4.4[1]	0.4	124,362	930,228	3,520,912	100	1,000	0.4	3.5	0.1	0.6
April 2015 - > 1,000 µg/L	0	4.4[1]	0.4	0	0	0	1,000	1,500	0.0	0.0	0.0	0.0
April 2015 Subtotal	253,500								0.4	4.4	0.1	0.8
July 2015 - 5 to 100 µg/L	176,731	4.4[1]	0.4	311,753	2,331,916	8,826,302	5	100	0.0	0.9	0.0	0.2
July 2015 - 100 to 1,000 µg/L	76,915	4.4[1]	0.4	135,678	1,014,872	3,841,290	100	1,000	0.4	3.8	0.1	0.7
July 2015 - > 1,000 µg/L	0	4.4[1]	0.4	0	0	0	1,000	1,500	0.0	0.0	0.0	0.0
July 2015 Subtotal	253,646								0.4	4.7	0.1	0.9
October 2015 - 5 to 100 µg/L	160,153	4.4[1]	0.4	282,510	2,113,174	7,998,364	5	100	0.0	0.8	0.0	0.1
October 2015 - 100 to 1,000 µg/L	77,178	4.4[1]	0.4	136,142	1,018,342	3,854,425	100	1,000	0.4	3.9	0.1	0.7
October 2015 - > 1,000 µg/L	0	4.4[1]	0.4	0	0	0	1,000	1,500	0.0	0.0	0.0	0.0
October 2015 Subtotal	237,331								0.4	4.7	0.1	0.8
January 2016 - 5 to 100 µg/L	160,000	4.4[1]	0.4	282,240	2,111,156	7,990,726	5	100	0.0	0.8	0.0	0.1
January 2016 - 100 to 1,000 µg/L	80,142	4.4[1]	0.4	141,370	1,057,448	4,002,441	100	1,000	0.4	4.0	0.1	0.7
January 2016 - > 1,000 µg/L	0	4.4[1]	0.4	0	0	0	1,000	1,500	0.0	0.0	0.0	0.0
January 2016 Subtotal	240,142								0.4	4.8	0.1	0.9

TABLE 2
ESTIMATED QUANTITY OF TCE IN GROUNDWATER
Whirlpool Facility - Fort Smith, Arkansas

GROUNDWATER	Volume of Water						TCE Concentration		Mass of TCE		Volume of TCE	
Date	Plume Area (Square Feet)	Saturated Thickness (Feet)	Total Porosity[2]	Plume Area (Cubic Feet)	Gallons	Liters	Estimated Avg. Min. Concentration Assumed to be Present Throughout the Respective Section of Plume (µg/L)	Estimated Avg. Max. Concentration Assumed to be Present Throughout the Respective Section of Plume (µg/L)	Min. Kg.	Max. Kg.	Min. Vol. (Gallons)	Max. Vol. (Gallons)
May 2016 - 5 to 100 µg/L	160,000	4.4[1]	0.4	282,240	2,111,156	7,990,726	5	100	0.0	0.8	0.0	0.1
May 2016 - 100 to 1,000 µg/L	80,142	4.4[1]	0.4	141,370	1,057,448	4,002,441	100	1,000	0.4	4.0	0.1	0.7
May 2016 - > 1,000 µg/L	0	4.4[1]	0.4	0	0	0	1,000	1,500	0.0	0.0	0.0	0.0
May 2016 Subtotal	240,142								0.4	4.8	0.1	0.9

Notes:
1 - Saturated Thickness estimated from 4th Quarter 2014 RADD sampled wells and new 4th Quarter well completions (see Table 1).
2 - Total Porosity estimated from Freeze and Cherry (1979).
TCE - Trichloroethylene
µg/L - Micrograms per liter